

THE TOOL™

CATALOGUE

2023-2024



www.sealey.co.uk

Rated 'Excellent' on
 Trustpilot

OVER **12,000**
Products with
1,100 NEW
LINES

-  Unrivalled After Sales
-  Large Stock Holding
-  Trusted Brand



Scan to visit our
Website



THE TOOL CATALOGUE 2023-2024

Welcome to the latest edition of The Tool Catalogue™

Our largest publication to-date features over 12,000 products designed for use in the trade, including over 1,100 brand new products.

As a family-owned company, customer service is at the forefront of everything that we do. The following pages provide information on how to place orders, our unrivalled aftersales support, product quality and how to keep up-to-date with our latest promotions and new products.

You will also find a summary of new products and information on our exciting new Workshop Designer tool that can be found on our website.

We hope you enjoy browsing!



Why Choose Sealey?

- A comprehensive, continuously expanding product range.
- Huge stock levels and fast despatch.
- Value for money – but never at the expense of quality.
- No-quibble long-term and lifetime guarantees*.
- Unrivalled aftersales service.
- Innovation and continuous product development as standard.
- Meticulous quality control.
- Full spare parts back-up service even covers discontinued products.

*Please refer to www.sealey.co.uk/guarantee for more information on guarantees.

Rated **Excellent** on Trustpilot



“Superb service, speedy delivery, quality product”

“Absolutely fantastic customer service”

“1st Class Service and Customer Support”

“Strong and Reliable tools”

“The after sales service I received was just unbelievable...5 stars for solving the problem with my discontinued Compressor”

How to Order

Sealey aim to make ordering as quick, easy and convenient as possible. Our products are available through a comprehensive network of stockists across the UK, Ireland and the rest of the world.

Distributors hold stock of fast-moving items. If they do not have the specific item that you require, they can order it from us and we will deliver it, often within 24 hours.

Find Your Local Stockist

www.sealey.co.uk/stockist-locator



The Sealey Call Centre is open between 8.30am and 5.30pm Monday to Friday.

Calls are immediately passed to the first available operator. Experienced, professional and friendly advisors can answer any stock, pricing or technical questions you may have.

 **+44 (0)1284 757500**  **sales@sealey.co.uk**

 **www.sealey.co.uk**

Huge Stocks & Fast Despatch

We hold over £40million worth of stock. Modern, computer controlled warehousing and advanced stock forecasting enables, on average, 99.3% of our entire product range to be despatched within 24 hours.

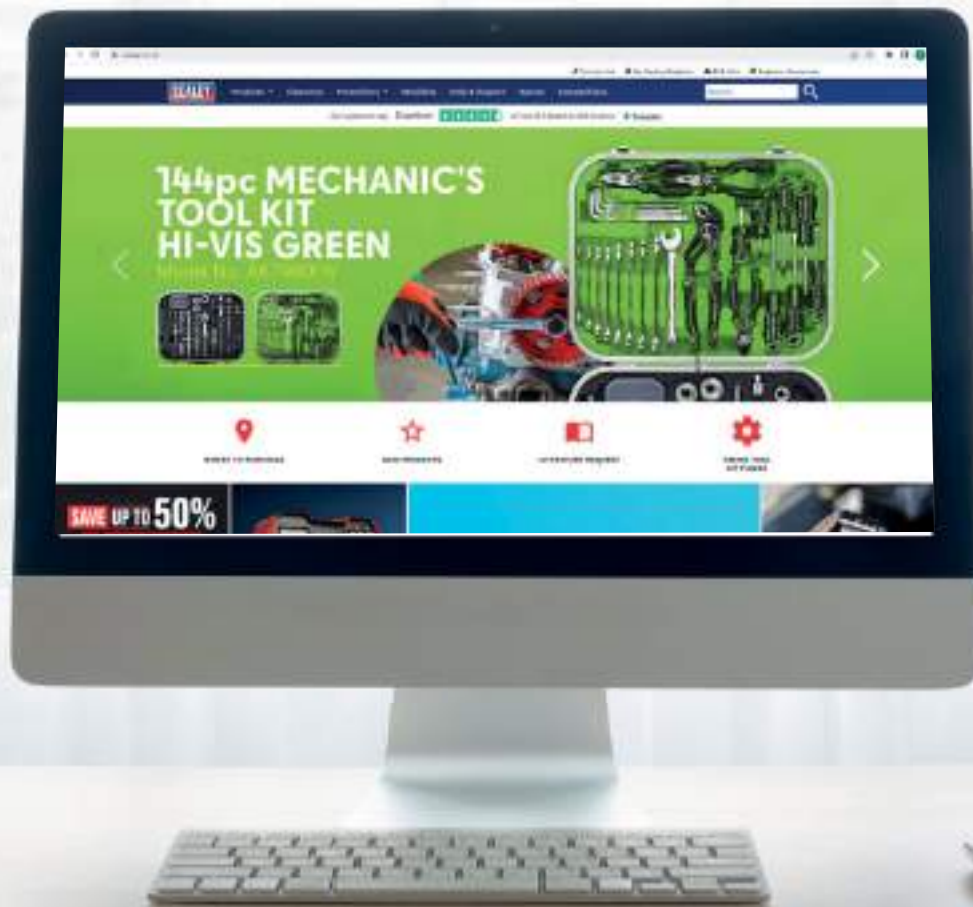
B 2 B
BUSINESS TO BUSINESS **www.sealey2b.co.uk**

Authorised stockists can order direct from us via telephone, email or online using our B2B (Business to Business) website. You can place your order at a time that suits you and view instant stock availability and trade pricing.

1	Hand Tools	14-273
2	Jacking & Lifting	274-336
3	Motorcycle Tools	337-367
4	Vehicle Service Tools	368-613
5	Battery Chargers	614-638
6	Lubrication	639-687
7	Bodyshop	688-739
8	Welding & Cutting	740-767
9	Compressors	768-799
10	Air Power Tools	800-829
11	Electric Power Tools	830-891
12	Power Tool Accessories	892-943
13	Storage & Workstations	944-1080
14	Consumables	1081-1145
15	Lighting & Power	1146-1187
16	Machine Shop	1188-1248
17	Heating & Cooling	1249-1275
18	Safety Products	1276-1301
19	Janitorial, Material Handling & Leisure	1302-1388
INDEX - MODEL NO.		1389-1422
INDEX - DESCRIPTIVE		1423-1430

All the Information You Need

Visit our website for all the very latest products and promotions. Here, you will find all the information you need regarding our vast range of tools and equipment and where to buy them.



Product Information

- High resolution images.
- Detailed specifications.
- Demonstration videos.
- Instruction manuals.
- Parts diagrams.
- Software updates.

Buying Guides

- Our buying guides are available to ensure you choose the product that is exactly right for you.

Where to Buy?

- Find your nearest local stockist.
- Find an approved online retailer.

View Promotions

- View our promotions online or request copies to be sent to you by post.

Find Spares

- Search by product model number.
- Search by spare part model number.
- View a list of spare parts and a parts diagram on the product page.

www.sealey.co.uk

Register Now



www.sealey.co.uk/register

Register a My Sealey account with us today, allowing you access to competitions, promotions and more.

Joining enables you to:

- Register purchases, receive standard guarantees and activate free extended guarantees.
- Upload receipts and view product registration history.
- Enter our current competitions.
- Gain access to the latest news and product releases by opting in to our communications.
- Easily update your details and preferences.
- Use our Workshop Designer tool.

NEW

Workshop Designer

Using our handy design tool, you can bring your workspace to life by creating the perfect combination of drawers, cabinets and back panels.

See inside back cover for more information or scan the QR code to start your design.



Staying in Touch

Promotions

To ensure you get the best value and the widest choice, we launch promotions throughout the year. Each one features great deals and discounts on some of our best selling and newest products, along with seasonal items. Copies can be picked up from your local stockist or requested via our website where digital copies can also be viewed.



Download the Sealey App

Browse through the latest Sealey Catalogue and Promotions, when and where you want, on your Tablet or Smartphone.

Download on the  **App Store**

GET IT ON  **Google Play**

Scan to Enter Our Latest Competitions



Subscribe on YouTube

Find us on YouTube by searching 'Sealey Tools' and browse through hundreds of product demonstrations and 'How To' videos. Packed full of useful advice, hints and tips.



Social Media

For up-to-date information on products, promotions, competitions and events, follow us @sealeytools.



For direct access to all our social media channels, scan the QR code.



To access our product demonstration videos directly, look out for the QR codes throughout our catalogue and promotions.

Servicing, Repairs & Spare Parts

Modern Facilities

We are proud to offer the best aftersales service in the business. Thanks to our state-of-the-art Service Centre and dedicated servicing team, we aim to process repairs within 48 hours of receiving a product.

Spare Parts

Sealey products are backed up with the most comprehensive inventory of spares available in the UK. As many of our products are used in a trade environment, we appreciate how important it is to get your tool back up and running as soon as possible. Therefore, we offer same day despatch on orders received before 5pm. Next day delivery to Mainland UK is available on spare parts ordered before 5.15pm Monday to Friday.



Long-Term Aftersales Support

We are committed to long-term aftersales support. Our dedicated site is home to a team of experienced technical advisors, an in-house workshop with 20 service engineers, and a full provision of spare parts, so you can rely on us for product support well into the future and look forward to many years of use from your Sealey products – even if a model is discontinued.



At Your Convenience

Servicing and repairs can be carried out at our Bury St. Edmunds Service Centre, or via one of our Authorised Repair Centres, whichever best suits your needs.

Some of our products will require regular servicing to keep them in good working order. Our technical advisors are ready to talk you through processes such as bleeding a trolley jack or replacing consumable parts. Alternatively, view the troubleshooting videos on our YouTube channel. Simply scan the QR code below.

Our Technical Advisors Are Here to Help

Whether you need advice on product selection, troubleshooting or servicing, our expert Technical Advisors are on-hand to help.



+44 (0)1284 757505



technical@sealey.co.uk

Scan for 'How To' guides covering our most commonly asked questions.

Our Main Brands

The Sealey range of tools and equipment is designed with you in mind. Throughout this catalogue you will find various brand logos and explanations to help differentiate between the choices available. Whichever brand you choose, quality assurance is always guaranteed.



Made for the trade, the Sealey brand is defined by traditional designs and proven reliability. Our core range, trusted for 45 years, is one of the UK market leaders in tools and equipment.



Manufactured from high quality materials to exacting standards for a long and durable life, our Premier range delivers exceptional performance at a competitive price.



Offering impressive reliability with exceptional value for money. Our Siegen range is backed with the same professional aftersales service as the Sealey and Premier ranges.



Our trusted brand of safety products and power tool accessories, tailored for the automotive and construction sector, to complement the Sealey range.



Long-Term Guarantees

At Sealey, we take pride in offering the best guarantees. All Premier and Siegen Hand Tools are covered by our no-quibble lifetime guarantee* against manufacturing defects, with many other products benefiting from our 2, 3, 5, 10 year or lifetime guarantees where indicated. To make a claim on your guarantee, simply return your product to the place of purchase along with your sales receipt.

New
Longer
Guarantees



Our no-quibble guarantee covers individual items within sets. Excludes TRX-Star T40 bits, breaker bar knuckles, drill bits, punches, chisels, cutting blades and edges (such as fitted/included with knives, scrapers, axes and saw blades), and taps and dies. Repair kits will be sent out for most ratchet wrenches. All warranties exclude general wear and tear, and misuse. Many of our products now feature improved guarantees. Please refer to www.sealey.co.uk/guarantee for more information.

Worldwide Distribution

For more than 30 years, we have successfully developed and grown our export business in over 70 countries across five continents. With a truly global presence, we proudly service our International customer base with one of the widest product ranges in the industry. If you are interested in becoming part of our success story, contact the export team to discuss joining our global network of Sealey authorised distribution partners overseas.

+44 (0)1284 757548

export@sealey.co.uk



Tools made by engineers, tested by experts & trusted by the trade.

Our team of experienced Quality Assurance Engineers meticulously follow world-leading production and manufacturing standards. We inspect and test our products at every stage in the supply chain process, ensuring the utmost quality and safety levels to comply with the latest documented standards. In addition, we seek independent certification from third party test houses.

Once introduced to the range the testing doesn't stop there. Every delivery is inspected by our inbound quality control team before being released for sale.

Sealey take quality control extremely seriously, so our customers can buy with confidence, knowing our products consistently perform to the highest standards.



Tools for Excellence: Process Guaranteed

Jack & Axle Stand Load Testing:

Every jack and axle stand is rigorously tested for load and functionality before it is added to our range. We also test a product from every delivery to the same testing criteria to reconfirm its strength and integrity, far in excess of its rated capacity.

Torque Wrench Calibration:

Torque wrench accuracy re-certification service - not only for any of our mechanical torque wrenches, but also for our digital torque wrenches and torque adaptors. Our calibration checking equipment is certified to ISO standards - ensuring absolute measurement accuracy.

Hardness Criteria Checks:

The hardness of a product can be critical to the application or use. We test to ensure it is safe to use, meets required standards and is guaranteed to be fit for purpose.

Vibration Testing (HAV):

All applicable air and electrically powered products are tested, measured and recorded, allowing users to assess risk and exposure to Hand and Arm Vibration in the workplace, in conjunction with HSE guidelines.

Electromagnetic Compatibility (EMC):

Highly accurate radio signal detection and electrical feedback equipment is used to ensure our products are below the prescribed limits, will not harm the user or interfere with other nearby electrical devices.

Portable Appliance Testing (PAT):

Using state-of-the-art, calibrated equipment, all electrical products are tested at the procurement stage and a sample is also taken from every delivery to undergo routine PAT audits. A rigorous commitment to high standards and quality ensures we are compliant to portable appliance testing guidelines.

* Visit sealey.co.uk/guarantee for full details.

Restriction of Hazardous Substances (RoHS):

We are committed to reducing the use of hazardous substances within our products and throughout our supply chain to reduce the impact on the environment. Using chemical analysis, X-ray fluorescence and detailed laboratory reports, we identify the chemical make-up of every electrical product and work with suppliers to reduce the levels of harmful substances, ensuring continued product improvement.



Sealey's mission is to provide quality tools and equipment that are the preferred choice for professionals.

We endeavour to provide the best customer service, product range and stock availability in the industry - backed up with skilled staff and comprehensive guarantees*.



New Product Spotlight

Look out for the **NEW** logos throughout The Tool Catalogue™. With over 1,100 new products added, here is a taste of what is inside.

Storage & Workstations

Our versatile new storage system combines all the design features of our Superline PRO® rollcabs, with the added benefit of a 3 drawer utility seat, which fits together in a compact, space-saving design. In addition to the 4 main drawers, the AP556CSHV rollcab features two lockable side cabinets, each with pegboard and storage tray. See page 990.



Superline PRO

**5 YEAR
GUARANTEE***

**Ball
bearing
Drawer Slides**

Hand Tools

Our innovative, patented AK7500 wheel alignment tool is designed to easily lift wheels and locate them onto the vehicle hub. The tool relieves the strain of traditional wheel changing methods. This easy-to-use device speeds up wheel fitting, whilst significantly reducing lifting effort and manual handling risk. For further details, see page 90.



Wheel Eazy



COB LED

**3000
LUMENS**

Lighting

We have added over 40 new products to our lighting range. Examples include the NT320LED Neck Torch (see page 1149), featuring two adjustable light heads, which can be moved independently up to 120°, and the LED3000PB Portable Floodlight & Power Bank (see page 1168), featuring five lighting modes.

One-Battery-Fits-All Power Tools

With an ever-growing range of tool bodies, our professional 20V Series provides the most versatile way to build your own cordless tool kit over time. New additions include a pressure washer, chainsaw, high velocity drum fan, worklight and handheld vacuum. All models are available to purchase as a complete kit, with one or two batteries, or buy the tool body on its own to expand your existing 20V tool kit. For details of the full range, see pages 844-872.

SV20
SERIES



Jacking & Lifting

Our professional Viking floor and bench mounted presses range from 15 to 100 Tonne capacities. Operated manually or by integral air powered hydraulic pump unit. All Viking models benefit from a 5 year guarantee*. See page 330.



FusionLift

The 3-in-1 Multipurpose Trolley Jack Low Profile, Regular & High Lift

Our new 3200LEHL features three Trolley Jacks in one. The lifting span is quickly and easily adjusted, giving the advantages of a low entry, regular and high lift, all in one Trolley Jack. See page 281.

*Please refer to www.sealey.co.uk/guarantee for more information on guarantees.

Vehicle Service

Our VS868 Smoke Diagnostic Tool Leak Detector allows vehicle technicians to pinpoint system leaks including air intake, cooling, evaporation, fuel, exhaust and vacuum systems. Maximise earning potential with this fast and easy-to-use diagnostic unit.

Our new VS0204C Brake & Clutch Pressure Bleeder Cap Set is suitable for pressure bleeding works that require 1-2bar/14-30psi pressure range and provides increased coverage for most vehicles.



Model No. VS0204C,
see page 526.



Model No.
VS868, see page 438.

SECTION GUIDE

1. HAND TOOLS 14-273

Adjustable Wrenches.....	234-235
Bit Sets.....	196-203
Bolt Croppers.....	242
Breaker Bars.....	88-91
Circlip Pliers.....	230-233
Extension Bars & Socket Accessories.....	68-71
Hacksaws.....	252-253
Hammers.....	236-241
Hex Key Sets.....	164-173
Impact Driver Sets.....	124-125
Impact Socket Sets.....	92-105
Insulated Tool Kits.....	56-57
Knives & Multi-Tools.....	248-251
Magnetic Holders & Accessories.....	158-159
Non-Sparking Tools.....	210-214
Pick-Up & Inspection Tools.....	160-163
Pipe & Cable Tools.....	258-261
Pliers.....	215-233
Precision Tools.....	122-123
Pry Bars.....	253-257
Punch & Chisel Sets.....	242-245
Ratchet Spanners.....	141-148
Ratchet Wrenches.....	78-86
Screwdrivers.....	106-126
Socket Bit Sets.....	174-195
Socket Sets.....	32-57
Socket Storage.....	64-67
Sockets - Individual.....	29-31
Soldering Tools.....	262-270
Spanner Racks.....	156-157
Spanners.....	127-155
Spirit Levels.....	272
Tape Measures.....	273
Tool Kits.....	58-63
Tool Trays.....	16-28
Torque Multipliers.....	87
Torque Wrenches.....	72-77
VDE Tools.....	204-209
Wheel Alignment Tool.....	90
Wood Chisels.....	247

2. JACKING & LIFTING 274-336

Air Jacks.....	290-292
Arbor Presses.....	326
Axle Stands & Support Stands.....	296-301
Beam Clamps & Trolleys.....	324
Bottle Jacks.....	292-295
Car Ramps.....	304-307
Chain Blocks.....	325
Creepers & Seats.....	333-336
Engine Cranes.....	316-319
Engine Stands & Supports.....	320-321
Exhaust Support.....	320
Farm Jacks.....	304
Forklift/Tractor Jack.....	292
Gantry Cranes.....	322
Hydraulic Presses.....	326-331
Jack Pads.....	288-289
Jacking Beams.....	308-309
Lever Hoists.....	325
Power Hoists.....	323
Transmission Jacks.....	310-315
Trolley Jacks.....	276-286
Vehicle Lifts.....	306-307
Wheel Chocks.....	302-303

Wheel Trolleys.....	287
Workshop Stools.....	332

3. MOTORCYCLE TOOLS 337-367

Chain & Disc Locks.....	365
Mini Tractor Lifts.....	343-344
Motorcycle & Trial Bike Stands.....	339
Motorcycle Covers.....	362-363
Motorcycle Dollies.....	346
Motorcycle Lifts.....	339-345
Motorcycle Loading Ramps.....	360
Motorcycle Paddock Stands.....	338-339
Motorcycle Service Tools.....	348-359
Motorcycle Storage Accessories.....	361
Motorcycle Tyre Tools.....	366-367
Motorcycle Wheel Chocks.....	347
Tie Downs.....	364

4. VEHICLE SERVICE TOOLS 368-613

Alternator Tools.....	468
Battery & Alternator Testers & Tools.....	469-472
Brake & Clutch Service Tools.....	522-541
Carbon Cleaner.....	477
Commercial Vehicle Tools.....	596-604
Compression Tools.....	429-431
Cooling System Tools.....	500-504
CVJ Service Tools.....	508-509
Diagnostic Tools.....	439-462
Digital Thermometers.....	447
Door Repair Kits.....	588
DPF Cleaner.....	499
Engine Tools.....	488-491
Exhaust Tools.....	496-498
Feeler Gauges.....	492-493
Fuel & Air Conditioning Tools.....	478
Fuel & Injection Tools.....	432-437
Glow Plug Tools.....	479
Headlamp Beam Setters.....	571
Hook & Pick Tools/Scraper Tools.....	590-591
Hose Clip Tools.....	505-507
Hub Tools.....	566-567
Hybrid & Electric Vehicle Tools.....	473-476
Ignition Timing Tools.....	462
Induction Heaters & Coils.....	494-495
Injector Tools.....	483-487
Leak Detection Tools.....	438
Locking Wheel Nut Removal Sets & Thread Restorers.....	545-548
Mechanic's Mats.....	612-613
MOT Tools.....	570-571
Multimeters.....	448-456
Oil Service Tools.....	511-521
Oxygen Sensor Tools.....	482
Pullers.....	605-609
Radio Release Tools.....	589
Spark Plug Tools.....	480-481
Steering Rack Tools.....	565
Suspension Tools.....	572-584
Terminal & Wire Tools.....	463-467
Test Probes.....	459
Testers.....	439-462
Thermal Imaging Cameras.....	446
Thread Chasers.....	595
Thread Repair Sets.....	510
Timing Tools.....	370-428
Trim Tools.....	592-593

Tyre Depth Gauges.....	560
Tyre Fitting Equipment.....	549-551
Tyre Inflators.....	552-557
Tyre Pressure Gauges.....	558-559
Tyre Repair Tools.....	561-563
Video Borescopes.....	444-445
Wheel Alignment Tools.....	568-569
Wheel Nut Tools.....	542-548
Windscreen Tools.....	585-587
Wing Covers.....	611

5. BATTERY CHARGERS 614-638

Battery Charger Buying Guide.....	615-618
Battery Chargers.....	619-627
Battery Starter/Chargers.....	623-627
Battery Support Units.....	619
Booster Cables.....	636-637
Capacitor Jump Starters.....	628
EV Chargers & Cables.....	638
Mobile Jump Starters.....	628-635
Solar Panels.....	637

6. LUBRICATION 639-687

AdBlue® Pumps & Accessories.....	656-657
Barrel Bunds.....	678-679
Bulk Grease Equipment.....	643
Containers.....	674
Diesel & Fluid Transfer.....	666-669
Drain Pans & Drip Trays.....	653-655
Drum Adaptors & Taps.....	681
Drum Handling Equipment.....	680-684
Drum Racks & Spill Trays.....	680
Fuel Containers.....	676-677
Fuel Transfer Pumps.....	675
Funnels & Containers.....	671-674
Gear Oil Pumps.....	661
Grease Accessories.....	645-647
Grease Guns.....	640-645
Jerry Cans.....	677
Measuring Jugs.....	670-671
Oil & Fluid Extractors.....	648-649
Oil & Fluid Transfer Pumps.....	656-661
Oil Dispensing Systems.....	664-665
Oil Drainers.....	648-652
Oil Suction & Inspection Syringes.....	662
Parts Cleaning Tanks.....	685-687
Portable Dispensing Tanks.....	666-667
Spill Control.....	663
Ultrasonic Parts Cleaning Tanks.....	685

7. BODYSHOP 688-739

Air Accessory Kits.....	697
Air Blow Guns.....	700
Air Brush Kits.....	696
Body Chassis Straightener.....	719
Body Repair Kit & Accessories.....	715-718
Caulking Guns.....	702
Dust Free Sanding Kits.....	710
Masking Paper Dispensers.....	703
Metal Folders.....	731
Paint Can Crusher.....	720
Panel Dryers.....	704-705
Panel Preparation Tools.....	721-723
Panel Tools.....	724-730

Panel/Bumper Stands & Racks.....	706-709
Plastic Welding Kits.....	712
Plunger Cans.....	704
Pulling Accessories.....	715
Riveters.....	732-736
Sand/Shot Blasters.....	737-739
Spray Gun Accessories.....	698-699
Spray Guns.....	689-695
Spray Gun Cleaning Tanks.....	695
Vehicle Trolleys.....	714
Wax Injector & Coating Guns.....	701
Wheel Skates.....	713

8. WELDING & CUTTING 740-767

Arc Welders.....	741
Gas Bottle Trolleys.....	754
Gas Cylinder Safety Cages.....	755
Gas Cylinders.....	767
Gas Regulators.....	763
Inverter Welders.....	747-750
MIG Tips & Nozzles.....	764
MIG Welders - Mightymig®.....	742-743
MIG Welders - Powermig®.....	746
MIG Welders - Supermig®.....	744-745
MIG Wire.....	766
Oxyacetylene Welding & Cutting.....	751
PAPR Welding Helmets.....	758
Plasma Cutting Tables.....	761
Plasma Inverters.....	750
Spot Welders.....	752
Stud Welders.....	753
Welding Accessories.....	760-767
Welding Electrodes.....	762
Welding Helmets.....	756-758
Welding Protection.....	756-759

9. COMPRESSORS 768-799

Air Filters/Regulators/Lubricators.....	798-799
Air Hoses.....	788-789
Air Line Couplings.....	790-793
Belt Drive Compressors.....	773-784
Direct Drive Compressors.....	771-775
Engine Driven Belt Drive Compressors.....	784
Low Noise Compressors.....	771, 782-783
Oil Free Belt Drive Compressors.....	770
Retractable Air Hose Reels.....	785-787
Speedfit® & Sharkbite® Air Supply Systems.....	794-797

10. AIR POWER TOOLS 800-829

Air Abrasive/Stripe Removal Tools.....	815
Air Angle Grinders.....	824
Air Belt Sanders.....	816
Air Blow Guns.....	828-829
Air Cut-Off Tools.....	825
Air Die Grinders.....	812-814
Air Drills.....	810-811
Air Hammers.....	821-822
Air Impact Wrenches.....	802-807
Air Nailer/Staplers.....	827
Air Needle Scalers.....	823
Air Nibblers & Shears.....	821

Air Ratchet Wrenches.....	808-809
Air Riveters.....	826
Air Sanders & Polishers.....	816-819
Air Saws.....	820
Air Screwdrivers.....	810
Air Tyre Buffers.....	824

11. ELECTRIC POWER TOOLS 830-891

Angle Grinders.....	878-879
Drywall Sanders.....	885
Electric Hammer Drills & Accessories.....	876-877
Glue Guns.....	888
Hot Air Guns.....	888-889
Impact Wrenches.....	874-875
Multi-Tools & Accessories.....	887
Paddle Mixers.....	886
Polishers.....	882-884
Riveters - Cordless.....	875
Rotary Tools.....	890
Sanders.....	880-885
Screwdrivers.....	873
SV10.8 Cordless Tools.....	832-838
SV12 Cordless Tools.....	839-843
SV20 Cordless Tools.....	844-872

12. POWER TOOL ACCESSORIES 892-943

Abrasive Wheels.....	929
Abrasives.....	937-940
Backing Pads.....	943
Bandsaw Blades.....	936
Breakers & Chisels.....	912-915
Buffing & Polishing.....	941-943
Circular Saw Blades.....	923
Countersink Bit Sets.....	893
Cutting & Grinding Discs.....	919-920
Cutting Oil.....	936
Deburring Bit Sets.....	893
Diamond Blades.....	916-918
Diamond Core Drills.....	909
Diamond Drills.....	910
Drill Bits.....	897-907
Drill Chucks.....	905
Flap Discs.....	921-922
Hole Saws.....	911
Multi-Tool Accessories.....	933-935
Rotabors.....	908
Rotary Burrs.....	894-895
Rotary Tool Accessories.....	926-928
Sanding Belts & Discs.....	937-939
Saw Blades.....	930-932
SDS Breakers & Chisels.....	912-913
SDS Drill Bits.....	906-907
Step Drills.....	896
Wire Brushes.....	924-925

13. STORAGE & WORKSTATIONS 944-1080

Cabinet Boxes.....	1058-1060
Cargo Storage Cases.....	1079
Compartment Boxes.....	1060-1062
Flammables/Hazardous Storage Cabinets.....	1002-1004
Floor Cabinets.....	1001
Floor Tiles.....	1050
Foldable Workbenches.....	1039
Key Cabinets.....	1072-1073
Lockers.....	1002
Modular Storage System - American PRO®.....	1006-1008

Modular Storage System - Premier™.....	1024-1031
Modular Storage System - Superline PRO®.....	1009-1023
Padlocks.....	1070-1071
Parts & Wall Storage.....	1053-1062
Power Tool Storage Racks.....	1051
Racking Systems.....	1040-1044
Safes.....	1074-1075
Site Boxes.....	1076-1079
Storage Hooks.....	1051-1053
Tool Cases.....	1063-1065
Tool Chest Accessories.....	1046-1049
Tool Chests - American PRO®.....	946-953
Tool Chests - Premier™.....	977-988
Tool Chests - Superline PRO®.....	954-976
Tool Storage Bags.....	1068-1069
Toolboxes.....	1063-1067
Truck & Site Boxes.....	1076-1079
Tyre Storage Systems.....	1044-1045
Van Storage System.....	1080
Wheel Trolleys.....	1045
Workbenches.....	995-1000
Workshop Trolleys.....	991-995
Workstations - Mobile.....	989-990
Workstations - Premier Industrial™.....	1032-1038

14. CONSUMABLES 1081-1145

Abrasives.....	1122-1123
Adhesives & Sealants.....	1120-1121
Aerosols.....	1117-1119
Assortment Boxes.....	1082-1101
Automotive Cables.....	1103
Automotive Fuses & Holders.....	1096-1097
Battery Terminals.....	1108
Blades.....	1125
Brake Pipe & Accessories.....	1112-1113
Cable Ties.....	1109
Car Shampoo & Detergents.....	1136
Castor Wheels.....	1141-1145
Crimp Terminals.....	1098-1102
CVJ Boots & Clamps.....	1110
Degreaser.....	1137
Fasteners & Fixings.....	1088-1094
Grease & Fittings.....	1114-1115
Hand Cleaning.....	1139
Heat Shrink Tubing.....	1104-1105
Hose Clips.....	1085-1087
Nails & Staples.....	1124-1125
Oils.....	1116
Paint Brushes.....	1135
Paper Rolls & Wipes.....	1138-1139
Pressure Sprayers.....	1134
Rivets.....	1088-1089
Shot Blasting.....	1140
Soldering Accessories.....	1124
Tapes.....	1106-1107
Trim Clips.....	1126-1133
Tyre & Wheel Maintenance.....	1111
Windscreen Repair Kits.....	1139

15. LIGHTING & POWER 1146-1187

110V & 230V Plugs & Accessories.....	1182-1183
Cable Reels.....	1178-1180
Extension Leads & Plugs.....	1181-1183
Floodlights.....	1165-1172
Generators.....	1185-1187
Head Torches.....	1149-1151
Inspection Lights.....	1154-1165
Penlights & Pocket Lights.....	1152-1154
Power Inverters.....	1184-1185

Power Packs.....	1177
Site Lights.....	1170, 1172
Torches.....	1147-1154
Transformers.....	1183
Under Bonnet Inspection Lights.....	1173
Vehicle Worklights.....	1174-1176
Warning Beacons.....	1174-1175
Wireless Rechargeable LED Inspection Lights.....	1162-1163

16. MACHINE SHOP 1188-1248

Bandsaws - Metalworking.....	1206-1208
Bandsaws - Woodworking.....	1238
Belt & Disc Sanders.....	1239-1241
Bench Grinders.....	1200-1203
Bobbin/Spindle Sanders.....	1240
Bolt & Screw Extractors.....	1227-1229
Clamps.....	1246-1247
Cut-Off Saws.....	1205
Diamond Core Drills.....	1189
Drilling/Milling Machines.....	1197
Dust Extractors.....	1243
Files.....	1218-1220
Gauges.....	1231
Hacksaws.....	1216-1217
Lathe & Milling Machine Accessories.....	1197-1199
Lathes - Metalworking.....	1196-1197
Lathes - Woodworking.....	1242
Magnetic Drilling Machines.....	1194-1195
Magnetic Stands & Gauges.....	1236
Measuring Tools.....	1232-1235
Metal Benders/Folders.....	1209-1211
Mitre Saws.....	1237
Mortiser.....	1242
Pillar Drills.....	1190-1193
Pipe Benders.....	1210
Punch & Chisels.....	1230
Roller Stands & Trestles.....	1244-1245
Scroll Saws.....	1241
Sharpeners.....	1203-1204
Table Saws.....	1241
Tap & Die Sets.....	1221-1225
Thread Tools.....	1221-1226
Tile Cutters.....	1243
Vices & Anvils.....	1212-1214
Wire Brushes.....	1215
Woodworking Hand Tools.....	1248

17. HEATING & COOLING 1249-1275

Air Conditioners.....	1265
Air Coolers.....	1264-1266
Blowers.....	1268
Ceramic Heaters.....	1260
Dehumidifiers.....	1266-1267
Diesel Heaters.....	1250-1253
Electric Heaters.....	1256-1263
Fans - Desk/Wall/Floor.....	1269-1275
Industrial Fans.....	1271-1275
Infrared Heaters.....	1261-1263
Kerosene/Diesel Heaters.....	1250-1253
Propane Heaters.....	1254-1255
Ventilators.....	1268

18. SAFETY PRODUCTS 1276-1301

Back Supports.....	1292
Coveralls.....	1291
Ear Protection.....	1290
Eye Protection.....	1277-1283
Face Protection.....	1279-1282
Fire Extinguishers.....	1299

First Aid Kits.....	1300-1301
Gloves.....	1284-1287
Helmets.....	1292
Hi-Vis Clothing.....	1293
Knee Pads.....	1292
Masks.....	1288-1289
PAPR Welding Helmets.....	1282
Safety Signs.....	1294-1298
Welding Helmets.....	1280-1282
Welding Protection.....	1280-1284

19. JANITORIAL, MATERIAL HANDLING & LEISURE 1302-1388

Auger.....	1344
Bicycle Racks & Stands.....	1383
Broadcast Sprayers.....	1341
Brushes & Brooms.....	1324-1325
Bungee Cords.....	1375-1376
Car Covers.....	1384
Car Port Shelters.....	1385-1387
Cigarette Bins.....	1332
Cleaning Accessories.....	1312-1313
Dust Suppression Water Tanks.....	1339
Flexi-Tubs.....	1339
Floor Sweepers.....	1324
Geared Winches.....	1363
Grit/Salt Boxes.....	1343
Heated Jackets.....	1388
Hydraulic Platform Trucks.....	1374
Janitorial Trolley.....	1328
Ladders.....	1348-1352
Levelling Ramps.....	1380
Loft Ladder.....	1350
Log Splitters.....	1344-1345
Mops & Buckets.....	1327-1328
Pallet Trucks.....	1368
Platform Trucks.....	1373
Platforms & Steps.....	1352-1353
Pond Pumps.....	1338
Post Driver.....	1344
Pressure Washers.....	1304-1311
Ratchet Power Pullers.....	1362
Ratchet Straps.....	1375-1379
Recovery Winches.....	1364-1366
Refuse Bins.....	1329
Sack Trucks.....	1369-1372
Safety Barriers.....	1382
Scaffold Towers.....	1355
Shovels.....	1342-1343
Sprayers.....	1347
Spreaders.....	1340-1341
Squeegees & Scraper.....	1326
Steam Cleaner.....	1313
Submersible Water Pumps.....	1334-1336
Tarpaulins.....	1376
Tow Ropes & Poles.....	1367
Towing Accessories.....	1356-1361
Trailer Boards.....	1359
Transport Dollies.....	1369
Vacuum Cleaners.....	1316-1323
Valeting Machines.....	1323
Vehicle Locks & Clamps.....	1381
Warehouse Steps.....	1354
Water Hoses & Reels.....	1314-1315
Water Pumps.....	1334-1337
Wheelbarrows.....	1339
Wheelee Bins.....	1330-1331
Workshop Matting.....	1333

INDEX - MODEL NO. 1389-1422

INDEX - DESCRIPTIVE 1423-1430

HAND TOOLS

 [back to Section List](#)



Adjustable Wrenches

234-235

Bit Sets

196-203

Bolt Croppers

242

Breaker Bars

88-91

Circlip Pliers

230-233

Extension Bars & Socket Accessories

68-71

Hacksaws

252-253

Hammers

236-241

Hex Key Sets

164-173

Impact Driver Sets

124-125

Impact Socket Sets

92-105

Insulated Tool Kits

56-57

Knives & Multi-Tools

248-251

Magnetic Holders & Accessories

158-159

Non-Sparking Tools

210-214

Pick-Up & Inspection Tools

160-163

HAND TOOLS

 [back to Section List](#)

Pipe & Cable Tools

258-261

Pliers

215-233

Precision Tools

122-123

Pry Bars

253-257

Punch & Chisel Sets

242-245

Ratchet Spanners

141-148

Ratchet Wrenches

78-86

Screwdrivers

106-126

Socket Bit Sets

174-195

Socket Sets

32-57

Socket Storage

64-67

Sockets - Individual

29-31

Soldering Tools

262-270

Spanner Racks

156-157

Spanners

127-155

Spirit Levels

272

Tape Measures

273

Tool Kits

58-63

Tool Trays

16-28

Torque Multipliers

87

Torque Wrenches

72-77

VDE Tools

204-209

Wheel Alignment Tool

90


Wood Chisels

247

Premier

Platinum series

- ✓ Comprehensive range of Premier Platinum Series EVA foam tool trays.
- ✓ Polypropylene topped EVA foam for added protection and easy cleaning.
- ✓ Available in seven different full size tray configurations.
- ✓ Carefully selected Premier Line tools for the professional technician backed with our no-quibble lifetime guarantee*.
- ✓ Suitable for selected Superline PRO® and Premier tool chests. See pages 960 to 989.
- ✓ The EVA trays hold the tools securely in place providing protection and organisation, whilst enabling fast selection of the tool required.
- ✓ All sockets and spanners are made from Chrome Vanadium steel with a fully polished micro satin finish.
- ✓ Driver bits made from ultra hard S2 steel with rust resistant coating.
- ✓ Pliers and screwdrivers made from Chrome Molybdenum and Chrome Vanadium where applicable.
- ✓ Look out for our pre-assembled tool kits included with these trays and our Superline PRO® tool chests on page 963.



B TBTP03

35pc Spanner Set with Tool Tray

Contents: Combination; 6, 7, 8, 9, 10, 11, 12, 13, 14, 15, 16, 17, 18, 19, 21, 22, 23, 24, 27, 30, 32mm, Offset Double Ring; 6 x 7, 8 x 9, 10 x 11, 12 x 13, 14 x 15, 16 x 17, 18 x 19, 20 x 22mm, TRX-Star* Double End; E6 x E8, E7 x E11, E10 x E12, E14 x E18, E16 x E22, E20 x E24

Tray Size (W x D x H): 530 x 397 x 55mm

Premier
Platinum series

A

MM



Premier
Platinum series

A TBTP11

44pc Specialised Spanner Set with Tool Tray

Contents: Stubby Combination; 10, 11, 12, 13, 14, 15, 16, 17, 18, 19mm, Extra-Long Ring; 8 x 10, 11 x 13, 14 x 15, 16 x 17, 18 x 19, 20 x 21, 22 x 24mm, Ratchet Combination; 8, 9, 10, 11, 12, 13, 14, 15, 16, 17, 18, 19mm, Flare Nut; 9 x 11, 10 x 12, 13 x 14, 15 x 17, 19 x 21mm, 3/8" Sq Drive Crows Foot; 10, 11, 12, 13, 14, 15, 16, 17, 18, 19mm

Tray Size (W x D x H): 530 x 397 x 55mm

C

MM



1/4", 3/8" & 1/2" Sq Drive

Premier
Platinum series

C TBTP02

91pc 1/4", 3/8" & 1/2" Sq Drive Socket Set with Tool Tray

Contents: 1/4" Sq Drive Sockets; 4, 4.5, 5, 5.5, 6, 7, 8, 9, 10, 11, 12, 13mm, 1/4" Sq Drive Deep Sockets; 4, 4.5, 5, 5.5, 6, 7, 8, 9, 10, 11, 12, 13mm, 3/8" Sq Drive Sockets; 10, 11, 12, 13, 14, 15, 16, 17, 18, 19mm, 3/8" Sq Drive Deep Sockets; 10, 11, 12, 13, 14, 15, 16, 17, 18, 19mm, 1/2" Sq Drive Sockets; 13, 14, 15, 16, 17, 18, 19, 20, 21, 22, 23, 24, 25, 26, 27, 30, 32mm, 1/2" Sq Drive Deep Sockets; 17, 18, 19, 21, 22, 24, 27, 30, 32mm, 3/8" Sq Drive Spark Plug Sockets; 14, 16, 21mm, 1/4" Sq Drive Flip Reverse Ratchet Wrench, 3/8" Sq Drive Flip Reverse Ratchet Wrench, 1/2" Sq Drive Flip Reverse Ratchet Wrench, Universal Joints; 1/4", 3/8", 1/2" Sq Drive, 1/4" Sq Drive Extension Bars; 50, 100, 150mm, 150mm Flexible Extension, Spinner Handle, 115mm Sliding T-Bar, 3/8" Sq Drive Extension Bars; 75, 150mm, 1/2" Sq Drive Extension Bars; 75, 200mm, 450mm 1/2" Sq Drive Breaker Bar, 1/2"(F)-3/8"(M) Sliding T-Bar Adaptor

Tray Size (W x D x H): 530 x 397 x 55mm

A



Premier
Platinum series



A TBTP04

72pc Screwdriver Set with Tool Tray

Contents: Screwdrivers; Slotted; 3 x 75, 4 x 100, 5.5 x 100, 6.5 x 100mm, Phillips; #1 x 75, #2 x 100mm, Pozi; #1 x 75, #2 x 100mm, Hammer-Thru Screwdrivers; Slotted; 5.5 x 100, 6.5 x 150, 8 x 175mm, Phillips; #2 x 100, #3 x 150mm, Pozi; #2 x 100, #3 x 150mm, 8pc Heavy-Duty Impact Driver Set, 11pc Fine Tooth Ratchet Screwdriver, Microtip Precision Screwdrivers; Slotted; 1.5 x 50, 2 x 50, 3 x 50mm, Phillips; #00 x 50, #0 x 50, #1 x 50mm, Colour-Coded S2 Bits; Slotted; 3, 4, 5, 6mm, Phillips; #1, #2 x 2, #3, Pozi; #1, #2 x 2, #3, Hex; 3, 4, 5, 6, TRX-Star*; T10, T15, T20, T25, T27, T30, T40, Security TRX-Star*; T10H, T15H, T20H, T25H, T27H, T30H, T40H, 1/4" Sq Drive Adaptor, 65mm Quick Release Bit Holder

Tray Size (W x D x H): 530 x 397 x 55mm

C




Premier
Platinum series

C TBTP06UK

13pc Hacksaw, Hammers & Punch Kit with Tool Tray

Contents: 190mm Universal Shears, 300mm Adjustable Blade Hacksaw, Sheathed Parallel Pin Punch Set (x7); Ø2, 3, 4, 5, 6, 7, 8mm, Retracting Knife with Pressure Blade Change, 11 x 460mm Pry Bar, 2lb Dead Blow Hammer, 1lb Ball Pein Hammer

Tray Size (W x D x H): 530 x 397 x 55mm



MACHINIST HAMMER
TBTP06UK is available with 500g Machinist Hammer, order Model No. **TBTP06EU**.

C

B



B TBTP05

14pc Pliers Set with Tool Tray

Premier
Platinum series

Contents: Circlip Pliers; Bent - External 1.5mm/4-30mm, Straight - External 1.5mm/4-35mm, Bent - Internal 1.5mm/4-35mm, Straight - Internal 1.5mm/4-40mm, Pliers; 175mm Combination Pliers, 215mm Long Nose Pliers, 160mm Side Cutters, 250mm Water Pump Pliers, Locking Pliers; Curved Jaw Pliers #1 30/140mm, Curved Jaw Pliers #2 45/220mm, Long Nose Pliers 60/210mm, Mini Pliers; 110mm Diagonal Side Cutter, 150mm Needle Nose Pliers, 125mm Long Nose Pliers

Tray Size (W x D x H): 530 x 397 x 55mm

D



Premier
Platinum series

1/4", 3/8" & 1/2" Sq Drive

D TBTP07

177pc Specialised Bit & Socket Set with Tool Tray

Contents: TRX-Star* Bits; T20, T25, T30, T40, T45, T47, T50, T55, T60, T70 (1 each 30 & 75mm), Security TRX-Star* Bits; T20H, T25H, T30H, T40H, T45H, T47H, T50H, T55H, T60H, T70H (1 each 30 & 75mm), Hex Bits; 4, 5, 6, 7, 8, 10, 12, 14, 17, 19mm (1 each 30 & 75mm), Ribe Bits; M5, M6, M7, M8, M9, M10, M12, M13, M14, M16 (1 each 30 & 75mm), Spline Bits; M5, M6, M8, M10, M12, M14, M16 (1 each 30 & 75mm), Quick Release Drive Adaptors; 3/8" Sq x 10mm Hex, 1/2" Sq x 10mm Hex, TRX-Star* Sockets; 1/4" Sq Drive - E4, E5, E6, E7, E8, 3/8" Sq Drive - E10, E11, E12, E14, 1/2" Sq Drive - E16, E18, E20, E22, E24, TRX-Star* Socket Bits; 1/4" Sq Drive - T8, T9, T10, T15, T20, T25, T27, T30, 3/8" Sq Drive - T40, T45, T47, T50, T55, 1/2" Sq Drive - T60, T70, Hex Socket Bits; 1/4" Sq Drive - 3, 4, 5, 6, 7, 8mm, Hex Socket Bits; 3/8" Sq Drive - 9, 10, 12, 14mm, Hex Socket Bits; 1/2" Sq Drive - 17, 19mm, Socket Bits; 1/4" Sq Drive - Slotted; 3, 4, 4.5, 5, 5.5, 6, 6.5, 7mm, Phillips; #0, #1, #2, #3, Pozi; #0, #1, #2, #3, TRX-Star* Hex Keys; T6, T7, T8, T9, T10, T15, T20, T25, T27, T30, T40, T45, T50, Ball-End Hex; 1.27, 1.5, 2, 2.5, 3, 4, 5, 5.5, 6, 8, 10mm

Tray Size (W x D x H): 530 x 397 x 55mm

Premier Tool Trays

Comprehensive and exciting range of Premier Line Tool Trays. Designed to fit the AP24 Series Topchest, Rollcab and Workstation range and a selection from our Superline PRO® and Premier ranges (see pages 960 to 989 for full details), available in 34 different configurations. The tools have been carefully selected for the professional technician from our Premier Line range and are backed with our no-quibble lifetime guarantee*. Design your own tool kit by purchasing the trays separately, or take advantage of our specially selected combination deals. Visit www.sealey.co.uk to see product demonstration videos.

Premier

Our top-of-the-range hand tools suitable for the professional user. Designed and manufactured from the highest quality components, these tools are made to last a lifetime*.

Our ABS Tool Trays are built to last and designed to maximize drawer space. Manufactured to either 1/3 or full size drawer width. Example 1 shows three x 1/3 trays and example 2 is one full size tray, both filling one drawer.



Example 1
Three x 1/3 Trays



Example 2
One Full-Size Tray



1/4"
Sq Drive

MM

IMP

A TBT19

43pc 1/4" Sq Drive Socket Set with Tool Tray

Tool Tray with 1/4" Sq Drive Socket Set. Suitable for selected Superline PRO® and Premier tool chests.

Contents: Sockets; 4, 4.5, 5, 5.5, 6, 7, 8, 9, 10, 11, 12, 13, 14mm, 3/16", 1/4", 9/32", 11/32", 3/8", 1/2", Deep Sockets; 4, 5, 5.5, 6, 7, 8, 9, 10, 11, 12, 13, 14mm, 3/16", 1/4", 3/8", 1/2", 1/4" Sq Drive Flip Reverse Ratchet Wrench, Spinner Handle, 105mm Sliding T-Bar, 150mm Flexible Extension, Universal Joint, Extension Bars; 50, 100, 150mm, DuoMetric® Coverage; 5/32", 7/32", 5/16", 7/16", 15/32"

Tray Size (W x D x H): 176.5 x 397 x 55mm

Premier



3/8"
Sq Drive

MM

B TBT20

35pc 3/8" Sq Drive Socket Set with Tool Tray

Tool Tray with 3/8" Sq Drive Socket Set. Suitable for selected Superline PRO® and Premier tool chests.

Contents: Sockets; 8, 9, 10, 11, 12, 13, 14, 15, 16, 17, 18, 19, 20, 21, 22mm, Deep Sockets; 8, 9, 10, 11, 12, 13, 14, 15, 16, 17, 18, 19, 21mm, Spark Plug Sockets; 16, 18, 21mm, 3/8" Sq Drive Flip Reverse Ratchet Wrench, Extension Bars; 75, 150mm, Universal Joint

Tray Size (W x D x H): 176.5 x 397 x 55mm

Premier



1/2"
Sq Drive

MM

C TBT21

26pc 1/2" Sq Drive Socket Set with Tool Tray

Tool Tray with 1/2" Sq Drive Socket Set. Suitable for selected Superline PRO® and Premier tool chests.

Contents: Sockets; 10, 11, 12, 13, 14, 15, 16, 17, 18, 19, 20, 21, 22, 23, 24, 25, 26, 27, 28, 30, 32mm, 1/2" Sq Drive Flip Reverse Ratchet Wrench, Extension Bars; 75, 200mm, Spark Plug Sockets; 16, 21mm

Tray Size (W x D x H): 176.5 x 397 x 55mm

Premier



1/4"
Sq Drive

MM

IMP

D TBT33

43pc 1/4" Sq Drive Socket Set with Tool Tray

Tool Tray with 1/4" Sq Drive Socket Set. Suitable for selected Superline PRO® and Premier tool chests.

Contents: Sockets; 4, 4.5, 5, 5.5, 6, 7, 8, 9, 10, 11, 12, 13, 14mm, 3/16", 1/4", 9/32", 11/32", 3/8", 1/2", Deep Sockets; 4, 5, 5.5, 6, 7, 8, 9, 10, 11, 12, 13, 14mm, 3/16", 1/4", 3/8", 1/2", 1/4" Sq Drive Flip Reverse Ratchet Wrench with Comfort Grip, Spinner Handle, 105mm Sliding T-Bar, 150mm Flexible Extension, Universal Joint, Extension Bars; 50, 100, 150mm DuoMetric® Coverage; 5/32", 7/32", 5/16", 7/16", 15/32"

Tray Size (W x D x H): 176.5 x 397 x 55mm

Premier



3/8"
Sq Drive
MM

Premier

A TBT34
35pc 3/8" Sq Drive Socket Set with Tool Tray

Tool Tray with 3/8" Sq Drive Socket Set. Suitable for selected Superline PRO® and Premier tool chests.

Contents: Sockets; 8, 9, 10, 11, 12, 13, 14, 15, 16, 17, 18, 19, 20, 21, 22mm, Deep Sockets; 8, 9, 10, 11, 12, 13, 14, 15, 16, 17, 18, 19, 21mm, Spark Plug Sockets; 16, 18, 21mm, 3/8" Sq Drive Flip Reverse Ratchet Wrench with Comfort Grip, Extension Bars; 75, 150mm, Universal Joint

Tray Size (W x D x H): 176.5 x 397 x 55mm



1/2"
Sq Drive
MM

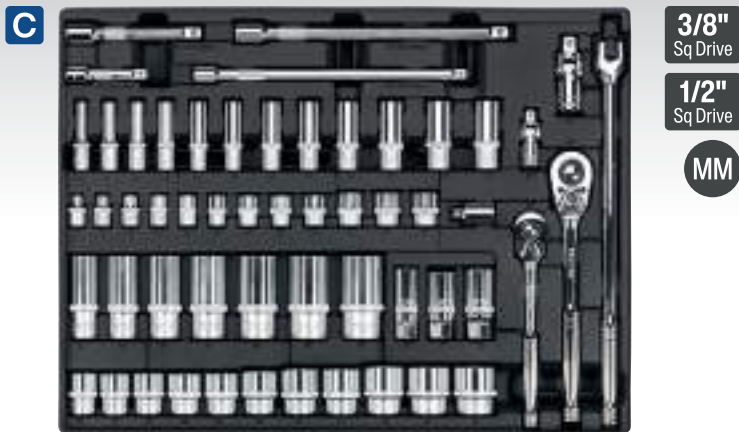
Premier

B TBT35
26pc 1/2" Sq Drive Socket Set with Tool Tray

Tool Tray with 1/2" Sq Drive Socket Set. Suitable for AP24 Series and selected Superline PRO® and Premier tool chests.

Contents: Sockets; 10, 11, 12, 13, 14, 15, 16, 17, 18, 19, 20, 21, 22, 23, 24, 25, 26, 27, 28, 30, 32mm, 1/2" Sq Drive Flip Reverse Ratchet Wrench with Comfort Grip, Extension Bars; 75, 200mm, Spark Plug Sockets; 16, 21mm

Tray Size (W x D x H): 176.5 x 397 x 55mm



3/8"
Sq Drive
1/2"
Sq Drive
MM

Premier

C TBT31
55pc 3/8" & 1/2" Sq Drive Socket Set with Tool Tray

Tool Tray with 3/8" & 1/2" Sq Drive Socket Set. Suitable for selected Superline PRO® and Premier tool chests.

Contents: 3/8" Sq Drive Sockets; 8, 9, 10, 11, 12, 13, 14, 15, 16, 17, 18, 19mm, 3/8" Sq Drive Deep Sockets; 8, 9, 10, 11, 12, 13, 14, 15, 16, 17, 18, 19mm, 1/2" Sq Drive Sockets; 20, 21, 22, 23, 24, 25, 26, 27, 28, 30, 32mm, 1/2" Sq Drive Deep Sockets; 21, 22, 24, 27, 28, 30, 32mm, Spark Plug Sockets; 16, 18, 21mm, 3/8" Sq Drive Flip Reverse Ratchet Wrench, 1/2" Sq Drive Flip Reverse Ratchet Wrench, Universal Joints; 3/8" and 1/2" Sq Drive, 3/8" Sq Drive Extension Bars; 75, 250mm, 1/2" Sq Drive Extension Bars; 125, 250mm, 380mm 1/2" Sq Drive Breaker Bar, 1/2"(F)-3/8"(M) Sliding T-Bar Adaptor

Tray Size (W x D x H): 530 x 397 x 55mm



1/4"
Sq Drive
3/8"
Sq Drive
1/2"
Sq Drive

Premier

D TBT32
13pc Ratchet, Torque Wrench, Breaker Bar & Socket Adaptor Set with Tool Tray

Tool Tray with Ratchet, Torque Wrench, Breaker Bar and Socket Adaptor Set. Suitable for selected Superline PRO® and Premier tool chests.

Contents: 1/4" Sq Drive Palm Ratchet, 3/8" Sq Drive Palm Ratchet, 300mm 3/8" Sq Drive Long Pattern Flip Reverse Ratchet Wrench, 375mm 1/2" Sq Drive Long Pattern Flip Reverse Ratchet Wrench, 3/8" Sq Drive Micrometer Torque Wrench, 1/2" Sq Drive Micrometer Torque Wrench, 600mm 1/2" Sq Drive Breaker Bar, Socket Adaptors; 1/4"(M)-3/8"(F), 3/8"(M)-1/4"(F), 3/8"(M)-1/2"(F), 1/2"(M)-3/8"(F), 1/2"(M)-3/4"(F), 3/4"(M)-1/2"(F) Sq Drive

Tray Size (W x D x H): 530 x 397 x 55mm



MM

Premier

E TBT01
13pc Combination Spanner Set with Tool Tray

Tool Tray with Combination Spanner Set. Suitable for selected Superline PRO® and Premier tool chests.

Contents: 7, 8, 9, 10, 11, 12, 13, 14, 15, 16, 17, 18, 19mm

Tray Size (W x D x H): 176.5 x 397 x 55mm



MM

Premier

F TBT13
12pc Flare Nut & Ratchet Ring Spanner Set with Tool Tray

Tool Tray with Flare Nut & Ratchet Ring Spanner Set. Suitable for selected Superline PRO® and Premier tool chests.

Contents: Flare Nut Spanners; 6 x 8, 9 x 11, 10 x 12, 13 x 14, 15 x 17, 19 x 21mm, Ratchet Ring Spanners; 8 x 9, 10 x 11, 12 x 13, 14 x 15, 16 x 18, 17 x 19mm

Tray Size (W x D x H): 176.5 x 397 x 55mm

A



Premier

A TBT04


4pc Locking Pliers & Adjustable Wrench Set with Tool Tray

Tool Tray with Locking Pliers & Adjustable Wrench Set. Suitable for selected Superline PRO® and Premier tool chests.

Contents: 140mm Curved Jaw Locking Pliers (30mm Capacity), 190mm Curved Jaw Locking Pliers (42mm Capacity), 150mm Adjustable Wrench (20mm Capacity), 250mm Adjustable Wrench (30mm Capacity)

Tray Size (W x D x H): 176.5 x 397 x 55mm

B



MM

B TBT18

25pc Impact Driver & Punch Set with Tool Tray

Tool Tray with Punch & Impact Driver Set. Suitable for selected Superline PRO® and Premier tool chests.

Contents: 1/2" Sq Drive Impact Driver, Slotted Bits; 5, 6, 8, 10, 12mm, Phillips Bits; #1, #2, #3, #4mm, Hex Bits; 4, 5, 6, 8mm, Adaptor; 1/2" Sq Drive x 8mm Hex Adaptor, #2 x 9.5 x 120mm Centre Punch, Ø3 x 9.5 x 120mm Taper Pin Punch, 12 x 9.5 x 130mm Cold Chisel, 5 x 9.5 x 130mm Utility Chisel, Parallel Pin Punches; Ø2 x 8 x 115, Ø3 x 8 x 125, Ø4 x 9.5 x 150, Ø5 x 9.5 x 165, Ø6 x 12.7 x 180, Ø8 x 12.7 x 180mm

Tray Size (W x D x H): 176.5 x 397 x 55mm

C



Premier

C TBT17

38pc Precision & Pick-Up Tool Set with Tool Tray

Tool Tray with Precision & Pick-Up Tool Set. Suitable for selected Superline PRO® and Premier tool chests.

Contents: 1.5kg Pick-Up Tool, 1.6kg Pick-Up Tool with Power Ring, Ø40mm Inspection Mirror, 115mm Combination Pliers, 110mm Diagonal Cutting Pliers, 125mm Long Nose Pliers, Ratchet Screwdriver, Bits; Slotted - 1, 1.5, 2, 2.5, 3, 3.5, 4mm, Phillips - #000, #00, #0, #1, Pozi - #0, #1, TRX-Star* - T4, T5, T6, T7, T8, T9, T10, T15, T20, Hex - 0.7, 0.9, 1.3, 1.5, 2, 2.5, 3, 4mm, 115mm Extension Bar

Tray Size (W x D x H): 176.5 x 397 x 55mm

D



Premier

D TBT11

60pc Security TRX-Star*/Hex/Ribe/Spline Bit Set with Tool Tray

Tool Tray with Ribe/Spline/Hex/Security TRX-Star* Bit Set. Suitable for selected Superline PRO® and Premier tool chests.

Contents: Security TRX-Star* Bits; T20H, T25H, T30H, T40H, T45H, T50H, T55H, T60H (1 each 30 and 75mm), Hex Bits; 4, 5, 6, 7, 8, 10, 12mm (1 each 30 and 75mm), Ribe Bits; M5, M6, M7, M8, M9, M10, M12, M14 (1 each 30 & 75mm), Spline Bits; M5, M6, M8, M9, M10, M12 (1 each 30 and 75mm), Drive Adaptors; 3/8" Sq x 10mm Hex, 1/2" Sq x 10mm Hex

Tray Size (W x D x H): 176.5 x 397 x 55mm

E



Premier

E TBT14

6pc Screwdriver Set with Tool Tray

Tool Tray with Screwdriver Set. Suitable for selected Superline PRO® and Premier tool chests.

Contents: Slotted; 6.5 x 100, 8 x 150mm, Phillips; #1 x 75, #2 x 100mm, Pozi; #1 x 75, #2 x 100mm

Tray Size (W x D x H): 176.5 x 397 x 55mm

F



Premier

F TBT29

6pc Hammer-Thru Screwdriver Set with Tool Tray

Tool Tray with Hammer-Thru Screwdriver Set. Suitable for selected Superline PRO® and Premier tool chests.

Contents: Slotted; 5.5 x 100, 6.5 x 150, 8 x 175mm, Phillips; #1 x 75, #2 x 100, #3 x 150mm

Tray Size (W x D x H): 176.5 x 397 x 55mm

A



A TBT02

4pc Pliers Set with Tool Tray

Tool Tray with Pliers Set. Suitable for AP24 Series and selected Superline PRO® Tool Chests.

Contents: 175mm Combination Pliers, 215mm Long Nose Pliers, 160mm Side Cutters, 250mm Water Pump Pliers

Tray Size (W x D x H): 176.5 x 397 x 55mm



B



B TBT30

6pc Pry Bar, Hammer & Hacksaw Set with Tool Tray

Tool Tray with Pry Bar, Hammer & Hacksaw Set. Suitable for selected Superline PRO® and Premier Tool Chests.

Contents: Pry Bars; 300, 460mm, 400mm Heel Bar, 1lb Ball Pein Hammer, 300mm Hacksaw, 150mm Junior Hacksaw

Tray Size (W x D x H): 530 x 397 x 55mm



C



MM



C TBT07

29pc Hex/Ball-End Hex Key & Socket Bit Set with Tool Tray

Tool Tray with Hex/Ball-End Hex Key & Socket Bit Set. Suitable for selected Superline PRO® and Premier tool chests.

Contents: Hex Keys; 1.5, 2, 2.5, 3, 4, 5, 6, 8, 10mm, Ball-End Hex Keys; 1.5, 2, 2.5, 3, 4, 5, 6, 8, 10mm, Hex Socket Bits; 3/8" Sq Drive - 4, 5, 6, 7, 8, 9, 10mm, 1/2" Sq Drive - 12, 14, 17, 19mm

Tray Size (W x D x H): 176.5 x 397 x 55mm



D



D TBT08

35pc TRX-Star* Key, Socket Bit & Socket Set with Tool Tray

Tool Tray with TRX-Star* Key, Socket Bit & Socket Set. Suitable for AP24 Series and selected Superline PRO® Tool and Premier Tool Chests.

Contents: TRX-Star* Keys; T10, T15, T20, T25, T27, T30, T40, T45, T50, 3/8" Sq Drive Socket Bits; T10, T15, T20, T25, T27, T30, T40, 1/2" Sq Drive Socket Bits; T45, T50, T55, T60, T70, TRX-Star* Female Sockets; 1/4" Sq Drive - E4, E5, E6, E7, E8, 3/8" Sq Drive - E10, E11, E12, E14, 1/2" Sq Drive - E16, E18, E20, E22, E24

Tray Size (W x D x H): 176.5 x 397 x 55mm



E



MM



E TBT06

8pc T-Handle Ball-End Hex Key Set with Tool Tray

Tool Tray with T-Handle Ball-End Hex Key Set. Suitable for AP24 Series and selected Superline PRO® and Premier tool chests.

Contents: 2 x 85, 2.5 x 85, 3 x 85, 4 x 85, 5 x 85, 6 x 135, 8 x 135, 10 x 135mm

Tray Size (W x D x H): 176.5 x 397 x 55mm



F



F TBT05

8pc T-Handle TRX-Star* Key Set with Tool Tray

Tool Tray with T-Handle TRX-Star* Key Set. Suitable for selected Superline PRO® and Premier tool chests.

Contents: T9 x 85, T10 x 85, T15 x 85, T20 x 85, T25 x 85, T27 x 135, T30 x 135, T40 x 135mm

Tray Size (W x D x H): 176.5 x 397 x 55mm



A

1/2"
Sq Drive

MM

Premier

A TBT24

28pc 1/2" Sq Drive Impact Socket Set with Tool Tray

Tool Tray with 1/2" Sq Drive Impact Socket Set. Suitable for selected Superline PRO® and Premier Tool Chests.

Contents: Sockets; 10, 11, 12, 13, 14, 15, 16, 17, 18, 19, 21, 22, 24, 27mm, Deep Sockets; 10, 11, 12, 13, 14, 15, 16, 17, 18, 19, 21, 22, 24, 27mm

Tray Size (W x D x H): 176.5 x 397 x 55mm

C



C TBT03

4pc Circlip Pliers Set with Tool Tray

Tool Tray with Circlip Pliers Set. Suitable for selected Superline PRO® and Premier Tool Chests.

Contents: Bent-External; Ø1.5mm Tip - 10-40mm Capacity, Straight-External; Ø1.5mm Tip - 10-40mm Capacity, Bent-Internal; Ø1.5mm Tip - 12-65mm Capacity, Straight-Internal; Ø1.5mm Tip - 12-65mm Capacity

Tray Size (W x D x H): 176.5 x 397 x 55mm

E

Insulated
Terminals

Premier

E TBT16

Ratchet Crimper & Assorted Insulated Terminal Set with Tool Tray

Tool Tray with Ratchet Crimper & Assorted Insulated Terminals. Suitable for selected Superline PRO® and Premier Tool Chests.

Contents: Ratchet Crimper, 325 Assorted Insulated Terminals; Male Blade Blue 6.3mm Size 16-14 (x50), Female Blade Blue 6.3mm Size 16-14 (x50), Butt Red Size 22-16 (x25), Butt Blue Size 16-14 (x25), Ring Blue 3mm Size 16-14 (x50), Ring Blue 5mm Size 16-14 (x50), Male Bullet Blue Size 16-14 (x50), Female Bullet Blue Size 16-14 (x25)

Tray Size (W x D x H): 176.5 x 397 x 55mm

B

1/2"
Sq Drive

MM

Premier

B TBT25

15pc Impact Socket & Adaptor Set with Tool Tray

Tool Tray with Impact Socket & Adaptor Set. Suitable for selected Superline PRO® and Premier Tool Chests.

Contents: 1/2" Sq Drive Alloy Wheel Impact Sockets; 17, 19, 21, 22mm, 1/2" Sq Drive Locking Wheel Nut Sockets; 18.5, 21.5, 26mm, 1/2" Sq Drive Impact Extensions; 75, 150, 250mm, 1/2" Sq Drive Universal Joint, Impact Adaptors; 1/2"(F) x 3/8"(M), 1/2"(F) x 3/4"(M), 3/4"(F) x 1/2"(M), 1"(F) x 3/4"(M)

Tray Size (W x D x H): 176.5 x 397 x 55mm

D



D TBT09

5pc Engineer's File Set with Tool Tray

Tool Tray with Engineer's File Set. Suitable for selected Superline PRO® and Premier Tool Chests.

Contents: Half-Round, Round, Square, 3-Square, Flat

Tray Size (W x D x H): 176.5 x 397 x 55mm

Premier

F



Premier

F TBT28

21pc Oil Filter Wrench, Pliers & Drain Key Set with Tool Tray

Tool Tray with Oil Filter Wrench, Pliers & Drain Key Set. Suitable for AP24 Series and selected Superline PRO® and Premier Tool Chests.

Contents: Strap Wrench 3/8" and 1/2" Sq Drive, Pliers 54-108mm Capacity, 3/8" Sq Drive Drain Keys; Square Male; 7, 8, 10, 11, 12, 13, 14mm, 5/16", 3/8", Square Female; 10mm, Hex; 8, 9, 10, 12, 14, 17, Triangle; 10mm, TRX-Star*; T45, Tommy Bar, 3/8" Sq Drive Sliding T-Bar

Tray Size (W x D x H): 176.5 x 397 x 55mm

A



A TBT23

9pc Scraper & Hook Set with Tool Tray

Tool Tray with Scraper & Hook Set. Suitable for selected Superline PRO® and Premier Tool Chests.

Contents: Picks; 165, 260mm, Straight, Right Angle, Half-Round, Swan Neck, Scraper 260 x 25mm

Tray Size (W x D x H): 176.5 x 397 x 55mm



B



B TBT12

6pc Measuring & Cutting Set with Tool Tray

Tool Tray with Measuring & Cutting Set. Suitable for selected Superline PRO® and Premier Tool Chests.

Contents: 150mm/6" Digital Vernier Caliper, 5m Measuring Tape, Digital Tyre Tread Depth Gauge (DVSA Approved), Retractable Utility Knife, 150mm Steel Rule, Locking Pocket Knife

Tray Size (W x D x H): 176.5 x 397 x 55mm



C



C TBT15

Riveter & Assorted Rivet Set with Tool Tray

Tool Tray with Riveter & Assorted Rivets. Suitable for selected Superline PRO® and Premier Tool Chests.

Contents: Riveter, 400 Assorted Rivets; 2.4 x 5.8 (x100), 3.2 x 5.8 (x100), 4 x 7.9 (x100), 4.8 x 8mm (x100)

Tray Size (W x D x H): 176.5 x 397 x 55mm



D



D TBT27

18pc Brake Wind-Back Kit with Tool Tray

Tool Tray with Brake Wind-Back Kit. Suitable for selected Superline PRO® and Premier Tool Chests.

Applications: Alfa Romeo, Audi, BMW, Citroen, Fiat, Ford, Honda, Jaguar, Mazda, Mercedes, Mitsubishi, Nissan, Peugeot, Renault, Rover, Saab, Seat, Skoda, Subaru, Toyota, Vauxhall/Opel, Volvo, VW

Tray Size (W x D x H): 176.5 x 397 x 55mm



E



E TBT26

33pc Tap & Die Set with Tool Tray

Tool Tray with Tap & Die Set. Suitable for selected Superline PRO® and Premier Tool Chests.

Contents: Taps & Dies; 3 x 0.5, 4 x 0.7, 5 x 0.8, 6 x 1, 8 x 1.25, 10 x 1.5, 12 x 1.75mm, UNF 1/4"-28, 5/16"-24, 3/8"-24, 7/16"-20, 1/2"-20UNF, 1/8"-28, 1/4"-19BSP, Tap Wrench, T-Bar Tap Wrench, Die Holder, Thread Gauge, Screwdriver

Tray Size (W x D x H): 176.5 x 397 x 55mm



F



F TBTB

Blank Tool Tray

Add-on tray ideal for storing personal items (e.g. keys, mobile phones etc.), additional tools or small components. Suitable for AP24 Series and selected Superline PRO® and Premier Tool Chests.

Tray Size (W x D x H): 176.5 x 397 x 55mm



All Premier and Siegen Hand Tools are covered by a no-quibble lifetime guarantee* against manufacturing defects. See www.sealey.co.uk for full details.

A-C SEE BELOW**Insulated Socket Sets - VDE Approved**

Hardened and tempered Chrome Vanadium steel sockets and accessories. Each component is fully insulated to VDE and EN 60900 standards to protect from electric shocks up to 1500V DC and 1000V AC. Includes flip reverse comfort grip ratchet wrench with push-button quick release and extension bars. Ideal for technicians working on modern hybrid and electrical vehicles (1500V DC safe live working). Also suitable for electricians and carpenters (1000V AC safe live working). Supplied in EVA foam storage tray.

A NEWMM 3/8"
Sq Drive

Premier

A TBTE01**11pc 3/8\"/>**

Covers sizes from 8 to 22mm. Includes flip reverse comfort grip ratchet wrench with push-button quick release, 100 and 250mm extension bars. Supplied in EVA foam storage tray.

Contents: Sockets; 8, 10, 12, 13, 14, 17, 19, 22mm, Flip Reverse Comfort Grip Ratchet Wrench with Push-Button Quick Release, Extension Bars; 100, 250mm

Tray Size (W x D x H): 175 x 393 x 30mm

C NEWMM 1/2"
Sq Drive

Premier

C TBTE11**10pc 1/2\"/>**


Hardened and tempered Chrome Vanadium steel sockets and accessories. Each component is fully insulated to VDE and EN 60900 standards to protect from electric shocks up to 1500V DC and 1000V AC. Covers sizes from 10 to 24mm. Includes flip reverse comfort grip ratchet wrench with push-button quick release and 125mm extension bar. Ideal for technicians working on modern hybrid and electrical vehicles (1500V DC safe live working). Also suitable for electricians and other trades (1000V AC safe live working). Supplied in EVA foam storage tray.

Contents: Sockets; 10, 12, 13, 14, 17, 19, 22, 24mm, Flip Reverse Comfort Grip Ratchet Wrench with Push-Button Quick Release, 125mm Extension Bar

Tray Size (W x D x H): 175 x 393 x 30mm

B NEW3/8"
Sq Drive

MM



Premier

B TBTE02**20pc 3/8\"/>**

Covers sizes from 7 to 22mm. Includes flip reverse comfort grip ratchet wrench with push-button quick release, 100mm and 250mm extension bars, T-handle and sizes 4 to 8mm socket bits. Supplied in EVA foam storage tray.

Contents: Sockets; 7, 8, 10, 11, 12, 13, 14, 15, 17, 19, 22mm, Flip Reverse Comfort Grip Ratchet Wrench with Push-Button Quick Release, 3/8\"/>

Tray Size (W x D x H): 350 x 395 x 30mm

D NEW

MM



Premier

D TBTE03**7pc Insulated Open-End Spanner Set with Tool Tray VDE Approved**


Manufactured from hardened and tempered Chrome Vanadium steel. Each spanner is fully insulated to VDE and EN 60900 standards to protect from electric shocks up to 1500V DC and 1000V AC. Covers sizes from 8 to 19mm. Ideal for technicians working on modern hybrid and electrical vehicles (1500V DC safe live working). Also suitable for electricians and other trades (1000V AC safe live working). Supplied in EVA foam storage tray.

Contents: 8, 10, 12, 13, 14, 17, 19mm

Tray Size (W x D x H): 175 x 393 x 30mm

A NEW

Premier



A TBTE05


6pc Hex Key Set with Tool Tray - VDE Approved

Manufactured from heat treated and hardened S2 steel with a chemically blackened finish for resistance to corrosion. Keys range in length from 126mm to 203mm and in size from 2.5mm to 8mm. Fitted with PP/TPR handles, fully insulated to VDE and EN 60900 standards to protect from electric shocks up to 1500V DC and 1000V AC. Ideal for technicians working on modern hybrid and electrical vehicles (1500V DC safe live working). Also suitable for electricians and other trades (1000V AC safe live working). Supplied in EVA foam storage tray.

Contents:	2.5, 3, 4, 5, 6, 8mm
Tray Size (W x D x H):	175 x 393 x 30mm

B NEW

Premier



B TBTE06


9pc Insulated TRX-Star* Key Set with Tool Tray - VDE Approved

Manufactured from heat treated and hardened S2 steel with a chemically blackened finish for resistance to corrosion. Keys range in length from 135mm to 215mm and in size from T10 to T50. Fitted with PP/TPR handles, keys are fully insulated to VDE and EN 60900 standards to protect from electric shocks up to 1500V DC and 1000V AC. Ideal for technicians working on modern hybrid and electrical vehicles (1500V DC safe live working). Also suitable for electricians and other trades (1000V AC safe live working). Supplied in EVA foam storage tray.

Contents:	T10, T15, T20, T25, T27, T30, T40, T45, T50
Tray Size (W x D x H):	175 x 393 x 30mm

C NEW

Premier



C TBTE07


4pc Insulated Pliers Set with Tool Tray - VDE Approved

VDE Approved pliers with induction-hardened cutting edges in a polished finish. Ideal for technicians working on modern hybrid and electrical vehicles. Supplied with soft grip handles for comfort and control. Cutting capacities according to DIN 5236/ISO 5748 and DIN 5238/ISO 5749. Combination pliers meet DIN 5244/ISO 5746 standards. Supplied in EVA foam storage tray.

Contents:	160mm Side Cutters, 180mm Combination Pliers, 200mm Long Nose Pliers, 250mm Water Pliers
Tray Size (W x D x H):	175 x 393 x 30mm

D NEW

Premier



D TBTE08

5pc Insulated Nut Driver Set with Tool Tray - VDE Approved

One of a comprehensive range of Premier Hand Tools, suitable for daily professional use. Set of 5 popular sized nut drivers ranging from 6mm to 13mm. Supplied with soft grip handles for comfort and control. Chrome plated for resistance to corrosion. Ideal for technicians working on modern hybrid and electrical vehicles (1500V DC safe live working). Supplied in EVA foam storage tray.

Contents:	6, 7, 8, 10, 13mm
Shaft Length:	125mm

E NEW

Premier



E TBTE09

3pc Insulated Cutting Set with Tool Tray - VDE Approved

Set of 3 insulated cutting tools including cable knife, scissors, and heavy-duty side cutters. Supplied with soft grip handles for comfort and control. Chrome plated for resistance to corrosion. Supplied in EVA foam storage tray.

Contents:	Cable Knife - 50mm blade, Scissors, and heavy-duty pliers.
Tray Size (W x D x H):	175 x 393 x 30mm

F NEW

Premier



F TBTE04

7pc Screwdriver Set with Tool Tray - VDE Approved

Chrome Vanadium shafts with magnetic and corrosion resistant tips. Fully insulated to VDE and EN 60900 standards to protect from electric shocks up to 1000V. Ideal for technicians working on modern hybrid and electrical vehicles. Contoured, textured handles with non-slip comfort grip. Supplied in EVA foam storage tray.

Contents:	Slotted; 3 x 75, 5.5 x 125, 6.5 x 150, Phillips; #0 x 75, #1 x 100, #2 x 100, Slotted Voltage Tester for 110-250V
Tray Size (W x D x H):	175 x 393 x 30mm

Siegen

Our Siegen range offers impressive reliability and exceptional value for money, whilst still being covered by our lifetime guarantee*.

- ✓ Comprehensive range of Siegen EVA foam tool trays.
- ✓ Available in 16 full size tray configurations.
- ✓ Carefully selected Siegen by Sealey range of quality tools at competitive prices.
- ✓ Designed to fit Model No's AP3503TB, AP3505TB & AP3508TB. See page 950.
- ✓ The EVA trays hold the tools securely in place providing protection and organisation, whilst enabling fast selection of the tool required.
- ✓ Design your own tool kit by purchasing the trays separately or take advantage of our specially selected combination deal. See page 950.



A S01120

62pc 3/8" Sq Drive Socket Set with Tool Tray

Contents: Standard Sockets; 3/8" Sq Drive; 8, 9, 10, 11, 12, 13, 14, 15, 16, 17, 18, 19, 21, 22, 24mm, Deep Sockets; 8, 9, 10, 11, 12, 13, 14, 15, 16, 17, 18, 19mm, Extension Bars; 75, 150mm, 72-Tooth Flip Reverse Quick Release Ratchet Wrench, 250mm Breaker Bar, Spark Plug Sockets; 16, 18, 21mm, Universal Joint, Sliding T-Bar, 3/8"(F)-1/4"(M) Adaptor, 3/8" Sq Drive Socket Bits; Hex; 3, 4, 5, 6, 7, 8, 9, 10mm, Spline; M5, M6, M8, M10, M12, TRX-Star*; T8, T9, T10, T16, T20, T25, T27, T30, T40, T45, T50, T55

Tray Size (W x D x H):

510 x 270 x 40mm



B S01122

62pc 1/4" & 1/2" Sq Drive Socket Set with Tool Tray

Contents: Standard Sockets; 1/4" Sq Drive; 4, 4.5, 5, 5.5, 6, 7, 8, 9, 10, 11, 12, 13, 14mm, 1/2" Sq Drive; 10, 11, 12, 13, 14, 15, 16, 17, 18, 19, 21, 22, 24, 27, 30, 32mm, Deep Sockets; 1/4" Sq Drive; 6, 7, 8, 9, 10, 11, 12, 13, 1/2" Sq Drive; 10, 11, 12, 13, 14, 15, 16, 17, 18, 19, 21, 22, 24mm, 1/4" Sq Drive; Extension Bars; 75, 150mm, 72-Tooth Flip Reverse Quick Release Ratchet Wrench, Universal Joint, Spinner Handle, 1/2" Sq Drive; Extension Bars; 125mm, 250mm, 72-Tooth Flip Reverse Quick Release Ratchet Wrench, Universal Joint, Spark Plug Sockets; 14, 16, 21mm

Tray Size (W x D x H):

510 x 270 x 40mm



C S01123

19pc Combination Spanner Set with Tool Tray

Contents: Combination Spanners; 6, 7, 8, 9, 10, 11, 12, 13, 14, 15, 16, 17, 18, 19, 22, 24, 27, 30, 32mm

Tray Size (W x D x H):

510 x 270 x 40mm



D S01124

20pc Combination & Deep Offset Spanner Set with Tool Tray

Contents: Combination Spanners; 8, 9, 10, 11, 12, 13, 14, 15, 16, 17, 18, 19mm, Deep Offset Spanners; 6 x 7, 8 x 9, 10 x 11, 12 x 13, 14 x 15, 16 x 17, 18 x 19, 20 x 22mm

Tray Size (W x D x H):

510 x 270 x 40mm



A S01125
30pc Specialised Spanner Set with Tool Tray



Contents: Stubby Combination Spanners; 10, 11, 12, 13, 14, 15, 16, 17, 18, 19mm, TRX-Star* Double Ended Spanners; E6 x E8, E10 x E12, E14 x E18, E20 x E24, Flare Nut Spanners: 8 x 10, 9 x 11, 10 x 12, 13 x 14, 15 x 17, 16 x 18mm, 3/8" Sq Drive Crow's Foot Spanners; 10, 11, 12, 13, 14, 15, 16, 17, 18, 19mm

Tray Size (W x D x H): 510 x 270 x 40mm



C S01127
20pc Screwdriver Set with Tool Tray



Contents: Slotted; 6 x 38, 3 x 75, 4 x 100, 5 x 125, 6 x 150, 8 x 200mm, Phillips; #2 x 38, #0 x 75, #1 x 75, #2 x 100, #3 x 150mm, Pozi; #0 x 75, #1 x 75, #2 x 100, #3 x 150mm, TRX-Star*; T10 x 100, T15 x 100, T20 x 100, T25 x 100, T30 x 100mm

Tray Size (W x D x H): 510 x 270 x 40mm



E S01129
9pc Pliers Set with Tool Tray



Contents: 180mm Combination Pliers, 200mm Long Nose Pliers, 150mm Diagonal Side Cutters, 250mm Water Pump Pliers, 130mm Mini Combination Pliers, 125mm Mini Diagonal Cutters, Needle Nose Pliers; 275mm Straight, 275mm 90° Angle, 275mm 45° Angle

Tray Size (W x D x H): 510 x 270 x 40mm



B S01126
192pc Specialised Bit Set & Folding Hex Keys with Tool Tray



Contents: TRX-Star* Bits; T20, T25, T30, T40, T45, T50, T55 (1 each 30 and 75mm), Hex Bits; 4, 5, 6, 7, 8, 10, 12mm (1 each 30 and 75mm), Ribe Bits; M6, M7, M8, M10, M12, M13, M14 (1 each 30 and 75mm), Spline Bits; M5, M6, M8, M10, M12 (1 each 30 and 75mm), Bit Set; 25mm Bits; Slotted; 3mm (x4), 4mm (x5), 6mm (x5), Phillips; #0 (x2), #1 (x4), #2 (x9), #3 (x6), Pozi; #0 (x2), #1 (x4), #2 (x9), #3 (x6), TRX-Star*; T10 (x2), T15 (x2), T20 (x2), T25 (x2), T27 (x2), T30 (x2), T40 (x2), Security TRX-Star*; T10H, T15H, T20H, T25H, T27H, T30H, T40H, Hex; 3mm (x3), 4mm (x4), 5mm (x4), 6mm (x4), 7mm (x3), 8mm (x3), 90mm Bits; Slotted - 4, 6mm, Phillips - #1, #2, #3, Pozi - #1, #2, #3, TRX-Star* - T20, T25, T27, T30, T40, 1/4" Sq Drive 60mm Bit Adaptor, 120mm Screw Finder, Folding Keys; Hex - 1.5, 2, 2.5, 3, 4, 5, 6, 8mm, Ball-End Hex - 1.5, 2, 2.5, 3, 4, 5, 6, 8mm, TRX-Star* - T9, T10, T15, T20, T25, T27, T30, T40, Accessories; 3/8" x 10mm Adaptor, 1/2" x 10mm Adaptor, 150mm Bit Holder

Tray Size (W x D x H): 510 x 270 x 40mm



D S01128
36pc Screwdriver Set with Tool Tray



Contents: Precision Screwdrivers; Slotted - 2 x 50, 2.5 x 50, 3 x 50mm, Phillips - #00 x 50, #0 x 50, #1 x 50mm, TRX-Star* - T10 x 50, T15 x 50mm, Hammer-Thru Screwdrivers; Slotted - 5.5 x 100, 6.5 x 150, 8 x 175mm, Phillips - #1 x 75, #2 x 100, #3 x 150mm, 6pc Ratchet Driver Set, 12pc Impact Driver Set, Ø50mm Inspection Mirror, 3.6kg Magnetic Pick Up Tool

Tray Size (W x D x H): 510 x 270 x 40mm



F S01130
10pc Adjustable Wrench & Pliers Set with Tool Tray



Contents: Adjustable Wrenches; 150, 200, 250mm, Locking Pliers; 125, 175mm, 225mm Long Nose Locking Pliers, 180mm Circlip Pliers; Bent External, Straight External, Bent Internal, Straight Internal

Tray Size (W x D x H): 510 x 270 x 40mm



All Premier and Siegen Hand Tools are covered by a no-quibble lifetime guarantee* against manufacturing defects. See www.sealey.co.uk for full details.

A



A S01131

23pc Pry Bar, Hammer & Punch Set with Tool Tray

Contents: Pry Bars; 200, 300, 460mm, 400mm Heel Bar, 16oz Ball Pein Hammer, Cold Chisels; 10 x 140, 13 x 150, 16 x 170mm, Taper Punches; 1.5 x 140, 2.4 x 140, 3 x 140, 4 x 140, 5 x 140, 6 x 140mm, Pin Punches; 1.5 x 150, 2.4 x 150, 3 x 150, 4 x 150, 5 x 150, 6 x 150mm, Centre Punches; 6 x 100, 6 x 140, 8 x 115mm

Tray Size (W x D x H): 510 x 270 x 40mm

Siegen

B



MM

B S01132

48pc Tap & Die, File & Caliper Set with Tool Tray

Contents: Files; Round, Half-Round, 3-Square, Flat, Needle Files; Round, Half-Round, Three-Square, Flat, Square, Equalling, Taps & Dies; 3 x 0.5, 3 x 0.6, 4 x 0.7, 4 x 0.75, 5 x 0.8, 5 x 0.9, 6 x 0.75, 6 x 1, 7 x 0.75, 7 x 1, 8 x 1, 8 x 1.25, 10 x 1.25, 10 x 1.5, 12 x 1.5, 12 x 1.75mm, 1/8" x 27 NPT, Tap Wrench, T-Bar Tap Wrench, Die Holder, 150mm Digital Caliper

Tray Size (W x D x H): 510 x 270 x 40mm

Siegen

C



MM

C S01133

28pc Cutting & Drilling Set with Tool Tray

Contents: HSS Drill Bits; 1, 1.5, 2, 2.5, 3, 3.5, 4, 4.5, 5, 5.5, 6, 6.5, 7, 7.5, 8, 8.5, 9, 9.5, 10mm, Step Drills; 4-12, 4-22, 4-30mm, Hacksaws; 300mm, 150mm Junior, Scraper, Multifunction Scissors, Retractable Knife Auto-Load, 1-10mm Drilling Measuring Gauge

Tray Size (W x D x H): 510 x 270 x 40mm

Siegen

D



MM

D S01134

26pc T-Handle & Standard Hex Key Set with Tool Tray

Contents: T-Handle Ball-End Hex Keys; 2 x 75, 2.5 x 75, 3 x 100, 4 x 100, 5 x 150, 6 x 150, 8 x 200, 10 x 200mm, Ball-End Hex Keys; 1.5, 2, 2.5, 3, 4, 5, 6, 8, 10mm, Hex Keys; 1.5, 2, 2.5, 3, 4, 5, 6, 8, 10mm

Tray Size (W x D x H): 510 x 270 x 40mm

Siegen

E



★

★

E S01135

26pc T-Handle & Standard/Security TRX-Star* Keys with Tool Tray

Contents: T-Handle Security TRX-Star*/TRX-Star* Keys; T10 x 75, T15 x 75, T20 x 100, T25 x 100, T30 x 150, T40 x 150, T45 x 200, T50 x 200mm, TRX-Star* Keys; T10, T15, T20, T25, T27, T30, T40, T45, T50, Security TRX-Star* Keys; T10H, T15H, T20H, T25H, T27H, T30H, T40H, T45H, T50H

Tray Size (W x D x H): 510 x 270 x 40mm

Siegen

F




F S01136

18pc Hook & Scraper Set with Tool Tray

Contents: Hooks 165, 260mm; Straight, Right Angle, Half-Round, Swan Neck, Precision Hooks; Straight, Right Angle, Half-Round, 45° Tip, Offset 45° Tip, O-Ring Puller, 260 x 25mm Scraper, Hammer Cap Scrapers; 32mm, 50mm, Angled (20°) 32mm

Tray Size (W x D x H): 510 x 270 x 40mm

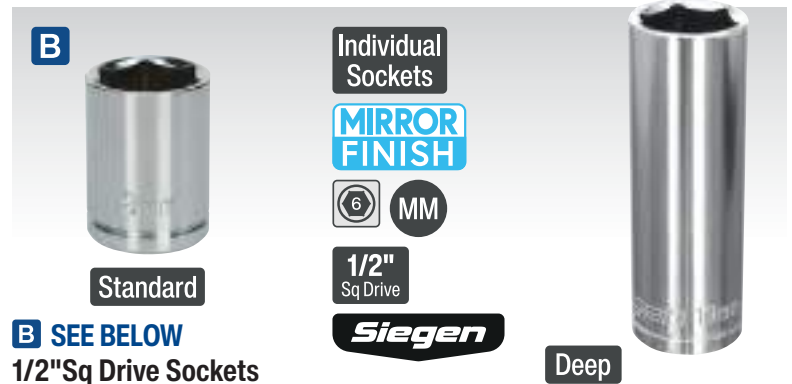
Siegen



A SEE BELOW 3/8" Sq Drive Sockets

High grade carbon steel sockets. Hardened and tempered for added strength. Chrome plated and mirror finished. WallDrive® socket configuration.

Model No:	Size:	Depth:
S0576	8mm	Standard
S0577	10mm	Standard
S0578	11mm	Standard
S0579	12mm	Standard
S0580	13mm	Standard
S0581	14mm	Standard
S0582	15mm	Standard
S0583	16mm	Standard
S0584	17mm	Standard
S0585	18mm	Standard
S0586	19mm	Standard
S0587	8mm	Deep
S0588	10mm	Deep
S0589	11mm	Deep
S0590	12mm	Deep
S0591	13mm	Deep
S0592	14mm	Deep
S0593	15mm	Deep
S0594	16mm	Deep
S0595	17mm	Deep
S0596	18mm	Deep
S0597	19mm	Deep



B SEE BELOW 1/2" Sq Drive Sockets

High grade carbon steel sockets. Hardened and tempered for added strength. Chrome plated and mirror finished. WallDrive® socket configuration.

Model No:	Size:	Depth:
S0648	10mm	Standard
S0649	11mm	Standard
S0650	12mm	Standard
S0651	13mm	Standard
S0652	14mm	Standard
S0653	15mm	Standard
S0654	16mm	Standard
S0655	17mm	Standard
S0656	18mm	Standard
S0657	19mm	Standard
S0658	21mm	Standard
S0659	22mm	Standard
S0660	23mm	Standard
S0661	24mm	Standard
S0662	26mm	Standard
S0663	27mm	Standard
S0664	30mm	Standard
S0665	32mm	Standard
S0666	10mm	Deep
S0667	11mm	Deep
S0668	12mm	Deep
S0669	13mm	Deep
S0670	14mm	Deep
S0671	15mm	Deep
S0672	16mm	Deep
S0673	17mm	Deep
S0674	18mm	Deep
S0675	19mm	Deep
S0676	21mm	Deep
S0677	22mm	Deep
S0678	23mm	Deep
S0679	24mm	Deep
S0680	26mm	Deep
S0681	27mm	Deep
S0682	30mm	Deep
S0683	32mm	Deep

LIFETIME GUARANTEE*
All Premier and Siegen Hand Tools are covered by a no-quibble lifetime guarantee* against manufacturing defects.

DUAL FINISH
Cold-forged Chrome Vanadium steel sockets, hardened and tempered for added strength. Half chrome and half satin finish with knurled ring for extra grip.

MIRROR FINISH
Cold-forged Chrome Vanadium steel sockets, hardened and tempered for added strength. Fully polished finish with knurled ring for extra grip with oily fingers.

C SP38MFS 3/8" Sq Drive Multi-Fit Socket

Chrome Vanadium body, oxidised Chrome Molybdenum pawl and adjustment mechanism. 19 Sizes covered in one socket making it ideal for any recovery tool kit. Smooth, fast and precise adjustment between sizes. Knurled ring for extra grip with oily fingers.

Drive:	3/8" Sq
Depth:	55mm
Size:	Variable 10-19mm (3/8"-3/4")



**D S0720
3pc 1/2" Sq Drive Extension Bar Set**
Chrome Vanadium steel shafts with mirror finish. Spring-ball socket retainers.

Drive:	1/2" Sq
Lengths:	75, 150, 250mm

**A SEE BELOW****1/4\"Sq Drive Fully Polished Sockets**

Cold-forged Chrome Vanadium steel sockets. Hardened and tempered for added strength. Chrome plated with a fully polished mirror finish. WallDrive® socket configuration. Knurled ring for extra grip with oily fingers.

Model No:	Size:	Depth:
SP1404	4mm	Standard
SP1405	5mm	Standard
SP14055	5.5mm	Standard
SP1406	6mm	Standard
SP1407	7mm	Standard
SP1408	8mm	Standard
SP1409	9mm	Standard
SP1410	10mm	Standard
SP1411	11mm	Standard
SP1412	12mm	Standard
SP1413	13mm	Standard
SP1414	14mm	Standard
SP1404D	4mm	Deep
SP1405D	5mm	Deep
SP14055D	5.5mm	Deep
SP1406D	6mm	Deep
SP1407D	7mm	Deep
SP1408D	8mm	Deep
SP1409D	9mm	Deep
SP1410D	10mm	Deep
SP1411D	11mm	Deep
SP1412D	12mm	Deep
SP1413D	13mm	Deep
SP1414D	14mm	Deep

IMPACT SOCKETS

Drop-forged, 6-point, WallDrive® Impact Sockets. Hardened and tempered for added strength, with phosphate finish for greater corrosion resistance. Chrome Vanadium steel used on 3/8" and 1/2" Sq Drive. Chrome Molybdenum steel used on 3/4" and 1" Sq Drive. See pages 92 to 105 for the full range.

**B SEE BELOW****3/8\"Sq Drive Fully Polished Sockets**

Cold-forged Chrome Vanadium steel sockets. Hardened and tempered for added strength. Chrome plated with a fully polished mirror finish. WallDrive® socket configuration. Knurled ring for extra grip with oily fingers.

Model No:	Size:	Depth:
SP3806	6mm	Standard
SP3807	7mm	Standard
SP3808	8mm	Standard
SP3809	9mm	Standard
SP3810	10mm	Standard
SP3811	11mm	Standard
SP3812	12mm	Standard
SP3813	13mm	Standard
SP3814	14mm	Standard
SP3815	15mm	Standard
SP3816	16mm	Standard
SP3817	17mm	Standard
SP3818	18mm	Standard
SP3819	19mm	Standard
SP3820	20mm	Standard
SP3821	21mm	Standard
SP3822	22mm	Standard
SP3824	24mm	Standard
SP3808D	8mm	Deep
SP3809D	9mm	Deep
SP3810D	10mm	Deep
SP3811D	11mm	Deep
SP3812D	12mm	Deep
SP3813D	13mm	Deep
SP3814D	14mm	Deep
SP3815D	15mm	Deep
SP3816D	16mm	Deep
SP3817D	17mm	Deep
SP3818D	18mm	Deep
SP3819D	19mm	Deep

D SEE BELOW**Spark Plug Sockets**

Cold-forged Chrome Vanadium steel sockets. Hardened, tempered and chrome plated. Fully polished mirror finish with knurled ring. Socket insert grips ceramic insulation and assists in extraction of plug. Especially useful on deep-seated plugs. For other variations of individual Spark Plug Sockets, see page 480.

Model No:	Drive:	Depth:
S38SP10	3/8" Sq	16mm
S38SP14	3/8" Sq	21mm
S12SP10	1/2" Sq	16mm
S12SP14	1/2" Sq	21mm

**C SEE BELOW****1/2\"Sq Drive Fully Polished Sockets**

Cold-forged Chrome Vanadium steel sockets. Hardened and tempered for added strength. Chrome plated with a fully polished mirror finish. WallDrive® socket configuration. Knurled ring for extra grip with oily fingers.

Model No:	Size:	Depth:
SP1208	8mm	Standard
SP1209	9mm	Standard
SP1210	10mm	Standard
SP1211	11mm	Standard
SP1212	12mm	Standard
SP1213	13mm	Standard
SP1214	14mm	Standard
SP1215	15mm	Standard
SP1216	16mm	Standard
SP1217	17mm	Standard
SP1218	18mm	Standard
SP1219	19mm	Standard
SP1220	20mm	Standard
SP1221	21mm	Standard
SP1222	22mm	Standard
SP1223	23mm	Standard
SP1224	24mm	Standard
SP1225	25mm	Standard
SP1226	26mm	Standard
SP1227	27mm	Standard
SP1228	28mm	Standard
SP1229	29mm	Standard
SP1230	30mm	Standard
SP1232	32mm	Standard
SP1211D	11mm	Deep
SP1212D	12mm	Deep
SP1213D	13mm	Deep
SP1214D	14mm	Deep
SP1215D	15mm	Deep
SP1216D	16mm	Deep
SP1217D	17mm	Deep
SP1218D	18mm	Deep
SP1219D	19mm	Deep
SP1221D	21mm	Deep
SP1222D	22mm	Deep
SP1224D	24mm	Deep



A

Individual Sockets

DUAL FINISH

6 MM

1/4" Sq Drive



Standard

Deep

Premier

A SEE BELOW
1/4" Sq Drive Sockets

Cold-forged Chrome Vanadium steel sockets. Hardened and tempered for added strength. Chrome plated in half chrome, half satin finish with knurled ring for extra grip with oily fingers. WallDrive® socket configuration.

Model No:	Size:	Depth:
S1404	4mm	Standard
S1405	5mm	Standard
S14055	5.5mm	Standard
S1406	6mm	Standard
S1407	7mm	Standard
S1408	8mm	Standard
S1409	9mm	Standard
S1410	10mm	Standard
S1411	11mm	Standard
S1412	12mm	Standard
S1413	13mm	Standard
S1414	14mm	Standard
S1404D	4mm	Deep
S1405D	5mm	Deep
S14055D	5.5mm	Deep
S1406D	6mm	Deep
S1407D	7mm	Deep
S1408D	8mm	Deep
S1409D	9mm	Deep
S1410D	10mm	Deep
S1411D	11mm	Deep
S1412D	12mm	Deep
S1413D	13mm	Deep
S1414D	14mm	Deep

D SEE BELOW
3/4" Sq Drive Sockets

Forged Chrome Vanadium steel sockets. Hardened and tempered for added strength. Chrome plated and mirror finished. 12-point WallDrive® socket configuration.

Model No:	Size:	Depth:
S34/19	19mm	Standard
S34/22	22mm	Standard
S34/24	24mm	Standard
S34/26	26mm	Standard
S34/27	27mm	Standard
S34/29	29mm	Standard
S34/30	30mm	Standard
S34/32	32mm	Standard
S34/33	33mm	Standard
S34/36	36mm	Standard
S34/38	38mm	Standard
S34/41	41mm	Standard
S34/42	42mm	Standard
S34/46	46mm	Standard
S34/50	50mm	Standard
S34/55	55mm	Standard

B

Individual Sockets

DUAL FINISH

6 MM

3/8" Sq Drive



Standard

Deep

Premier

B SEE BELOW
3/8" Sq Drive Sockets

Cold-forged Chrome Vanadium steel sockets. Hardened and tempered for added strength. Chrome plated in half chrome, half satin finish with knurled ring for extra grip with oily fingers. WallDrive® socket configuration.

Model No:	Size:	Depth:
S3806	6mm	Standard
S3807	7mm	Standard
S3808	8mm	Standard
S3809	9mm	Standard
S3810	10mm	Standard
S3811	11mm	Standard
S3812	12mm	Standard
S3813	13mm	Standard
S3814	14mm	Standard
S3815	15mm	Standard
S3816	16mm	Standard
S3817	17mm	Standard
S3818	18mm	Standard
S3819	19mm	Standard
S3820	20mm	Standard
S3821	21mm	Standard
S3822	22mm	Standard
S3824	24mm	Standard
S3808D	8mm	Deep
S3809D	9mm	Deep
S3810D	10mm	Deep
S3811D	11mm	Deep
S3812D	12mm	Deep
S3813D	13mm	Deep
S3814D	14mm	Deep
S3815D	15mm	Deep
S3816D	16mm	Deep
S3817D	17mm	Deep
S3818D	18mm	Deep
S3819D	19mm	Deep

D

Individual Sockets

MIRROR FINISH

12

3/4" Sq Drive

MM



Standard

Premier

C

Individual Sockets

DUAL FINISH

6 MM

1/2" Sq Drive



Standard

Deep

Premier

C SEE BELOW
1/2" Sq Drive Sockets

Cold-forged Chrome Vanadium steel sockets. Hardened and tempered for added strength. Chrome plated in half chrome, half satin finish with knurled ring for extra grip with oily fingers. WallDrive® socket configuration.

Model No:	Size:	Depth:
S1208	8mm	Standard
S1209	9mm	Standard
S1210	10mm	Standard
S1211	11mm	Standard
S1212	12mm	Standard
S1213	13mm	Standard
S1214	14mm	Standard
S1215	15mm	Standard
S1216	16mm	Standard
S1217	17mm	Standard
S1218	18mm	Standard
S1219	19mm	Standard
S1220	20mm	Standard
S1221	21mm	Standard
S1222	22mm	Standard
S1223	23mm	Standard
S1224	24mm	Standard
S1225	25mm	Standard
S1226	26mm	Standard
S1227	27mm	Standard
S1228	28mm	Standard
S1229	29mm	Standard
S1230	30mm	Standard
S1232	32mm	Standard
S1210D	10mm	Deep
S1211D	11mm	Deep
S1212D	12mm	Deep
S1213D	13mm	Deep
S1214D	14mm	Deep
S1215D	15mm	Deep
S1216D	16mm	Deep
S1217D	17mm	Deep
S1218D	18mm	Deep
S1219D	19mm	Deep
S1221D	21mm	Deep
S1222D	22mm	Deep
S1224D	24mm	Deep

Premier

Our top-of-the-range hand tools suitable for the professional user. Designed and manufactured from the highest quality components, these tools are made to last a lifetime*.

A-D 1/4" Sq Drive Socket Sets

Chrome Vanadium steel socket sets in carefully selected sizes. Hardened and tempered with chrome finish for corrosion resistance. All sockets include WallDrive® configuration giving an additional 30% more torque handling power than traditional sockets. Handles rounded fixings as well. Sets supplied on socket rail and backed by a lifetime guarantee*.

**A** AK2746

Type:	1/4" Sq Drive - Metric
Configuration:	6-point Lock-On™ Socket
Depth:	Standard
Quantity of Sockets:	13
Contents:	4, 4.5, 5, 5.5, 6, 7, 8, 9, 10, 11, 12, 13, 14mm, Socket Rail

**B** AK2705

Type:	1/4" Sq Drive - Metric
Configuration:	6-point Socket
Depth:	Standard
Quantity of Sockets:	13
Contents:	4, 4.5, 5, 5.5, 6, 7, 8, 9, 10, 11, 12, 13, 14mm, Socket Rail

**C** AK2691

Type:	1/4" Sq Drive - Metric
Configuration:	6-point Socket
Depth:	Standard
Quantity of Sockets:	13
Contents:	4, 4.5, 5, 5.5, 6, 7, 8, 9, 10, 11, 12, 13, 14mm, Socket Rail

**D** AK2680

Type:	1/4" Sq Drive - Metric
Configuration:	12-point Socket
Depth:	Standard
Quantity of Sockets:	13
Contents:	4, 4.5, 5, 5.5, 6, 7, 8, 9, 10, 11, 12, 13, 14mm, Socket Rail

**E** AK282

Type:	1/4" Sq Drive - Metric
Configuration:	6-point Multi-Coloured
Depth:	Standard
Quantity of Sockets:	12
Contents:	4, 4.5, 5, 5.5, 6, 7, 8, 9, 10, 11, 12, 13mm, Socket Rail

**F** AK2872

Type:	1/4" Sq Drive - Metric
Configuration:	6-point Multi-Coloured
Depth:	Standard
Quantity of Sockets:	13
Contents:	4, 4.5, 5, 5.5, 6, 7, 8, 9, 10, 11, 12, 13, 14mm, Socket Rail

**G** AK2670

Type:	1/4" Sq Drive - Imperial
Configuration:	6-point Socket
Depth:	Standard
Quantity of Sockets:	11
Contents:	5/32", 3/16", 7/32", 1/4", 9/32", 5/16", 11/32", 3/8", 7/16", 1/2", 9/16", Socket Rail

**H** AK2717

Type:	1/4" Sq Drive - Imperial
Configuration:	6-point Socket
Depth:	Standard
Quantity of Sockets:	11
Contents:	5/32", 3/16", 7/32", 1/4", 9/32", 5/16", 11/32", 3/8", 7/16", 1/2", 9/16", Socket Rail



I AK2706

Type: 1/4" Sq Drive - Metric
 Configuration: 6-point Socket
 Depth: Deep
 Quantity of Sockets: 13
 Contents: 4, 4.5, 5, 5.5, 6, 7, 8, 9, 10, 11, 12, 13, 14mm, Socket Rail



J AK2692

Type: 1/4" Sq Drive - Metric
 Configuration: 6-point Socket
 Depth: Deep
 Quantity of Sockets: 13
 Contents: 4, 4.5, 5, 5.5, 6, 7, 8, 9, 10, 11, 12, 13, 14mm, Socket Rail



K AK2718

Type: 1/4" Sq Drive - Imperial
 Configuration: 6-point Socket
 Depth: Deep
 Quantity of Sockets: 9
 Contents: 5/32", 3/16", 7/32", 1/4", 9/32", 5/16", 11/32", 3/8", 7/16", Socket Rail



L AK2671

Type: 1/4" Sq Drive - Imperial
 Configuration: 6-point Socket
 Depth: Deep
 Quantity of Sockets: 11
 Contents: 5/32", 3/16", 7/32", 1/4", 9/32", 5/16", 11/32", 3/8", 7/16", 1/2", 9/16", Socket Rail



M AK2747

Type: 1/4" Sq Drive - Metric
 Configuration: 6-point Lock-On* Socket
 Depth: Deep
 Quantity of Sockets: 13
 Contents: 4, 4.5, 5, 5.5, 6, 7, 8, 9, 10, 11, 12, 13, 14mm, Socket Rail



N AK282D

Type: 1/4" Sq Drive - Metric
 Configuration: 6-point Multi-Coloured
 Depth: Deep
 Quantity of Sockets: 12
 Contents: 4, 4.5, 5, 5.5, 6, 7, 8, 9, 10, 11, 12, 13mm, Socket Rail



O AK2872D

Type: 1/4" Sq Drive - Metric
 Configuration: 6-point Multi-Coloured
 Depth: Deep
 Quantity of Sockets: 13
 Contents: 4, 4.5, 5, 5.5, 6, 7, 8, 9, 10, 11, 12, 13, 14mm, Socket Rail



P AK766

5pc 1/4" Sq Drive Wobble Extension Bar Set
 Forged Chrome Vanadium steel shafts, heat treated and chrome plated with mirror finish. Cut-away tips allow sockets to be driven with shaft offset of 10°. Deep knurling on shafts allows extra grip when spinning off fixings. Spring-ball socket retainers.
 Drive: 1/4" Sq
 Lengths: 50, 75, 100, 150, 225mm

A-P 3/8" Sq Drive Socket Sets

Chrome Vanadium steel socket sets in carefully selected sizes. Hardened and tempered with chrome finish for corrosion resistance. All sockets include WallDrive® configuration giving an additional 30% more torque handling power than traditional sockets. Handles rounded fixings as well. Sets supplied on socket rail and backed by a lifetime guarantee*.

**A AK2693**

Type:	3/8" Sq Drive - Metric
Configuration:	6-point Socket
Depth:	Standard
Quantity of Sockets:	12
Contents:	8, 9, 10, 11, 12, 13, 14, 15, 16, 17, 18, 19mm, Socket Rail

**B AK2682**


Type:	3/8" Sq Drive - Metric
Configuration:	12-point Socket
Depth:	Standard
Quantity of Sockets:	12
Contents:	8, 9, 10, 11, 12, 13, 14, 15, 16, 17, 18, 19mm, Socket Rail

**C AK7992**

Type:	3/8" Sq Drive - Metric
Configuration:	6-point Socket
Depth:	Standard
Quantity of Sockets:	12
Contents:	8, 9, 10, 11, 12, 13, 14, 15, 16, 17, 18, 19mm, Socket Rail

**D AK2660**

Type:	3/8" Sq Drive - Metric
Configuration:	6-point Socket
Depth:	Standard
Quantity of Sockets:	12
Contents:	8, 9, 10, 11, 12, 13, 14, 15, 16, 17, 18, 19mm, Socket Rail

**E AK285**

Type:	3/8" Sq Drive - Metric
Configuration:	6-point Multi-Coloured
Depth:	Standard
Quantity of Sockets:	10
Contents:	10, 11, 12, 13, 14, 15, 16, 17, 18, 19mm, Socket Rail

**F AK2672**

Type:	3/8" Sq Drive - Imperial
Configuration:	12-point Socket
Depth:	Standard
Quantity of Sockets:	11
Contents:	5/16", 3/8", 7/16", 1/2", 9/16", 5/8", 11/16", 3/4", 13/16", 7/8", 15/16", Socket Rail

**G AK2761**

Type:	3/8" Sq Drive - Imperial
Configuration:	6-point Socket
Depth:	Standard
Quantity of Sockets:	9
Contents:	3/8", 7/16", 1/2", 9/16", 5/8", 11/16", 3/4", 13/16", 15/16", Socket Rail

**H AK2676**

Type:	3/8" Sq Drive - Whitworth
Configuration:	12-point Socket
Depth:	Standard
Quantity of Sockets:	7
Contents:	1/8", 3/16", 1/4", 5/16", 3/8", 7/16", 1/2", Socket Rail



I AK2694

Type:	3/8" Sq Drive - Metric
Configuration:	6-point Socket
Depth:	Deep
Quantity of Sockets:	12
Contents:	8, 9, 10, 11, 12, 13, 14, 15, 16, 17, 18, 19mm, Socket Rail



J AK2683

Type:	3/8" Sq Drive - Metric
Configuration:	12-point Socket
Depth:	Deep
Quantity of Sockets:	12
Contents:	8, 9, 10, 11, 12, 13, 14, 15, 16, 17, 18, 19mm, Socket Rail



K AK285D

Type:	3/8" Sq Drive - Metric
Configuration:	6-point Multi-Coloured
Depth:	Deep
Quantity of Sockets:	10
Contents:	10, 11, 12, 13, 14, 15, 16, 17, 18, 19mm, Socket Rail



L AK2831

Type:	3/8" Sq Drive - Imperial
Configuration:	6-point Socket
Depth:	Deep
Quantity of Sockets:	8
Contents:	5/16", 3/8", 7/16", 1/2", 9/16", 5/8", 11/16", 3/4", Socket Rail



M AK2673

Type:	3/8" Sq Drive - Imperial
Configuration:	12-point Socket
Depth:	Deep
Quantity of Sockets:	11
Contents:	5/16", 3/8", 7/16", 1/2", 9/16", 5/8", 11/16", 3/4", 13/16", 7/8", 15/16", Socket Rail



N AK2678

Type:	3/8" Sq Drive - Whitworth
Configuration:	12-point Socket
Depth:	Deep
Quantity of Sockets:	7
Contents:	1/8", 3/16", 1/4", 5/16", 3/8", 7/16", 1/2", Socket Rail



O AK2841

Type:	3/8" Sq Drive - Metric
Configuration:	6-point Socket
Depth:	Deep
Quantity of Sockets:	12
Contents:	8, 9, 10, 11, 12, 13, 14, 15, 16, 17, 18, 19mm, Socket Rail



P AK2710

Type:	3/8" Sq Drive - Metric
Configuration:	6-point Universal Joint
Depth:	Standard
Quantity of Sockets:	10
Contents:	10, 11, 12, 13, 14, 15, 16, 17, 18, 19mm, Socket Rail

**DUAL
FINISH****MIRROR
FINISH**

Our 6-point and 12-point WallDrive® sockets are designed to grip the flats of the fixing and not the corners. This allows up to 30% more torque to be applied than traditional hex sockets, without causing damage. WallDrive® sockets can grip fasteners with rounded off and damaged corners too.

Cold-forged Chrome Vanadium steel sockets, hardened and tempered for added strength. Half chrome and half satin finish with knurled ring for extra grip with oily fingers.

Cold-forged Chrome Vanadium steel sockets, hardened and tempered for added strength. Fully polished finish with knurled ring for extra grip with oily fingers.

A-C 1/2" Sq Drive Socket Sets

Chrome Vanadium steel socket sets in carefully selected sizes. Hardened and tempered with chrome finish for corrosion resistance. All sockets include WallDrive® configuration giving an additional 30% more torque handling power than traditional sockets. Handles rounded fixings as well. Sets supplied on socket rail and backed by a lifetime guarantee*.

**B MIRROR
FINISH****B AK2695**

Type:	1/2" Sq Drive - Metric
Configuration:	6-point Socket
Depth:	Standard
Quantity of Sockets:	12
Contents:	10, 12, 13, 14, 15, 16, 17, 18, 19, 21, 22, 24mm, Socket Rail

D NEW**D AK2661**

Type:	1/2" Sq Drive - Metric
Configuration:	6-point Socket
Depth:	Standard
Quantity of Sockets:	13
Contents:	10, 11, 12, 13, 14, 15, 16, 17, 18, 19, 21, 22, 24mm, Socket Rail

F**F AK2874**

Type:	1/2" Sq Drive - Metric
Configuration:	6-point Multi-Coloured
Depth:	Standard
Quantity of Sockets:	15
Contents:	8, 9, 10, 11, 12, 13, 14, 15, 16, 17, 18, 19, 21, 22, 24mm, Socket Rail

A NEW**A AK7994**

Type:	1/2" Sq Drive - Metric
Configuration:	6-point Socket
Depth:	Standard
Quantity of Sockets:	13
Contents:	10, 11, 12, 13, 14, 15, 16, 17, 18, 19, 21, 22, 24mm, Socket Rail

**C MIRROR
FINISH****C AK2684**

Type:	1/2" Sq Drive - Metric
Configuration:	12-point Socket
Depth:	Standard
Quantity of Sockets:	12
Contents:	10, 12, 13, 14, 15, 16, 17, 18, 19, 21, 22, 24mm, Socket Rail

E**E AK288**

Type:	1/2" Sq Drive - Metric
Configuration:	6-point Multi-Coloured
Depth:	Standard
Quantity of Sockets:	10
Contents:	13, 14, 15, 16, 17, 18, 19, 21, 22, 24mm, Socket Rail

**G MIRROR
FINISH****G AK2674**

Type:	1/2" Sq Drive - Imperial
Configuration:	12-point Socket
Depth:	Standard
Quantity of Sockets:	13
Contents:	3/8", 7/16", 1/2", 9/16", 5/8", 11/16", 3/4", 13/16", 7/8", 15/16", 1", 1-1/16", 1-1/8", Socket Rail



H AK2677

Type:	1/2" Sq Drive - Whitworth
Configuration:	12-point Socket
Depth:	Standard
Quantity of Sockets:	9
Contents:	1/8", 3/16", 1/4", 5/16", 3/8", 7/16", 1/2", 9/16", 5/8", Socket Rail



I AK7995

Type:	1/2" Sq Drive - Metric
Configuration:	6-point Socket
Depth:	Deep
Quantity of Sockets:	13
Contents:	10, 11, 12, 13, 14, 15, 16, 17, 18, 19, 21, 22, 24mm, Socket Rail




J AK2871

Type:	1/2" Sq Drive - Metric
Configuration:	6-point Socket
Depth:	Deep
Quantity of Sockets:	12
Contents:	10, 12, 13, 14, 15, 16, 17, 18, 19, 21, 22, 24mm, Socket Rail



K AK2685

Type:	1/2" Sq Drive - Metric
Configuration:	12-point Socket
Depth:	Deep
Quantity of Sockets:	12
Contents:	10, 12, 13, 14, 15, 16, 17, 18, 19, 21, 22, 24mm, Socket Rail



L AK288D

Type:	1/2" Sq Drive - Metric
Configuration:	6-point Multi-Coloured
Depth:	Deep
Quantity of Sockets:	10
Contents:	13, 14, 15, 16, 17, 18, 19, 21, 22, 24mm, Socket Rail



M AK2874D

Type:	1/2" Sq Drive - Metric
Configuration:	6-point Multi-Coloured
Depth:	Deep
Quantity of Sockets:	15
Contents:	8, 9, 10, 11, 12, 13, 14, 15, 16, 17, 18, 19, 21, 22, 24mm, Socket Rail



N AK2696

Type:	1/2" Sq Drive - Metric
Configuration:	6-point Socket
Depth:	Deep
Quantity of Sockets:	12
Contents:	10, 12, 13, 14, 15, 16, 17, 18, 19, 21, 22, 24mm, Socket Rail



O AK2679

Type:	1/2" Sq Drive - Whitworth
Configuration:	12-point Socket
Depth:	Deep
Quantity of Sockets:	9
Contents:	1/8", 3/16", 1/4", 5/16", 3/8", 7/16", 1/2", 9/16", 5/8", Socket Rail



A AK2861

Type:	1/2" Sq Drive - Imperial
Configuration:	6-point Socket
Depth:	Deep
Quantity of Sockets:	8
Contents:	1/2", 9/16", 5/8", 11/16", 3/4", 13/16", 7/8", 15/16", Socket Rail



B AK2675

Type:	1/2" Sq Drive - Imperial
Configuration:	12-point Socket
Depth:	Deep
Quantity of Sockets:	13
Contents:	3/8", 7/16", 1/2", 9/16", 5/8", 11/16", 3/4", 13/16", 7/8", 15/16", 1", 1-1/16", 1-1/8", Socket Rail



C-H SEE BELOW

Socket Sets

Chrome Vanadium steel socket sets, hardened and tempered for strength with a fully polished finish for corrosion resistance. 72-Tooth pear-head flip reverse ratchet wrench with quick socket release and comfort grip handle. Knurled ring on sockets for extra grip with greasy fingers. Supplied on storage/carry rack.

Model No:	C S01240	D S01242	E S01244
Drive:	1/4" Sq Drive	3/8" Sq Drive	1/2" Sq Drive
Contents:	Sockets; 4, 5, 6, 7, 8, 9, 10, 11, 12, 13mm, 1/4" Sq Drive Flip Reverse Ratchet Wrench, 75mm Extension Bar	Sockets; 10, 11, 12, 13, 14, 15, 16, 17, 18, 19mm, 3/8" Sq Drive Flip Reverse Ratchet Wrench, 150mm Extension Bar	Sockets; 10, 13, 14, 15, 16, 17, 18, 19, 21, 24mm, 1/2" Sq Drive Flip Reverse Ratchet Wrench, 125mm Extension Bar



Model No:	F S01241	G S01243	H S01245
Drive:	1/4" Sq Drive	3/8" Sq Drive	1/2" Sq Drive
Contents:	Sockets; 4, 4.5, 5, 5.5, 6, 7, 8, 9, 10, 11, 12, 13mm, Socket Bits; Slotted - 4, 5, 7mm, Phillips - #1, #2, TRX-Star* - T10, T15, T20, T25, T30, Hex - 3, 4, 5, 6mm, 1/4" Sq Drive Flip Reverse Ratchet Wrench	Sockets; 6, 7, 8, 9, 10, 11, 12, 13, 14, 15, 16, 17, 18, 19, 20, 21, 22, 24mm, 3/8" Sq Drive Flip Reverse Ratchet Wrench	Sockets; 10, 11, 12, 13, 14, 15, 16, 17, 18, 19, 21, 22, 24, 27, 30, 32mm, 1/2" Sq Drive Flip Reverse Ratchet Wrench

A-F SEE BELOW
Total Drive® Socket Sets

Chrome Vanadium steel Total Drive® sockets, hardened and heat treated for strength with a fully polished mirror finish for resistance to corrosion. Can be used on a wide range of fasteners. All are suitable for Spline, Metric Hex and Bi-Hex, with many also equivalent to TRX-Star®, Whitworth, Imperial Hex and Imperial Bi-Hex. Knurled ring for extra grip with greasy fingers. Supplied on rail.

Total Drive	6pt	12pt	AF	E-TRX*	Spline	WW
4mm	✓	✓	5/32"	E5	M4	-
4.5mm	✓	✓	-	E6	-	-
5mm	✓	✓	3/16"	E7	M5	-
5.5mm	✓	✓	-	-	-	-
6mm	✓	✓	-	E8	M6	-
7mm	✓	✓	9/32"	-	M7	-
8mm	✓	✓	5/16"	E10	M8	-
9mm	✓	✓	11/32"	-	M9	1/8"
10mm	✓	✓	3/8"	E12	M10	-
11mm	✓	✓	7/16"	E14	M11	-
12mm	✓	✓	15/32"	E16	M12	3/16"
13mm	✓	✓	1/2"	-	-	-
14mm	✓	✓	9/16"	E18	M14	1/4"
15mm	✓	✓	19/32"	-	-	-
16mm	✓	✓	5/8"	E20	M16	5/16"
17mm	✓	✓	-	-	-	-
18mm	✓	✓	-	E22	M18	-
19mm	✓	✓	3/4"	E24	-	3/8"
20mm	✓	✓	25/32"	-	-	-
21mm	✓	✓	-	-	-	7/16"
22mm	✓	✓	7/8"	-	M22	-
24mm	✓	✓	15/16"	-	M24	1/2"

A AK69813

Depth:	Standard
Drive:	1/4" Sq
Quantity of Sockets:	13
Contents:	4, 4.5, 5, 5.5, 6, 7, 8, 9, 10, 11, 12, 13, 14mm

B AK69813D

Depth:	Deep
Drive:	1/4" Sq
Quantity of Sockets:	13
Contents:	4, 4.5, 5, 5.5, 6, 7, 8, 9, 10, 11, 12, 13, 14mm

C AK69911

Depth:	Standard
Drive:	3/8" Sq
Quantity of Sockets:	11
Contents:	10, 11, 12, 13, 14, 15, 16, 17, 18, 19, 22mm

D AK69910D

Depth:	Deep
Drive:	3/8" Sq
Quantity of Sockets:	10
Contents:	10, 11, 12, 13, 14, 15, 16, 17, 18, 19mm


E AK70612

Depth:	Standard
Drive:	1/2" Sq
Quantity of Sockets:	12
Contents:	10, 12, 13, 14, 15, 16, 17, 18, 19, 21, 22, 24mm

F AK70610D

Depth:	Deep
Type:	1/2" Sq
Quantity of sockets:	10
Contents:	13, 14, 15, 16, 17, 18, 19, 21, 22, 24mm

Our Total Drive® Sockets can be used on a wide range of fasteners. All are suitable for Spline, Metric Hex and Bi-Hex and many are equivalent to TRX-Star®, Whitworth, Imperial Hex and Imperial Bi-Hex.



Total Drive



Spline



Metric Hex



Metric Bi-Hex



TRX-Star*



Imperial Hex



Imperial Bi-Hex



Whitworth



1/4" Sq Drive

MM

Deep

Premier



3/8" Sq Drive

MM

Deep

Premier



1/2" Sq Drive

MM

Deep

Premier


**LIFETIME
GUARANTEE***

All Premier and Siegen Hand Tools are covered by a no-quibble lifetime guarantee* against manufacturing defects. See www.sealey.co.uk for full details.

**Premier
Black**

Machined and lacquered sockets and accessories with fully polished black chrome finish.



A-F SEE BELOW

Socket Sets - Black Series

Manufactured from hardened and tempered high grade Chrome Vanadium steel. Fully polished black chrome finish for resistance to corrosion. Includes knurled ring for extra grip with oily fingers. Supplied on socket rail.

B NEW



B AK7990

Type:	1/4" Sq Drive - Metric
Configuration:	6-point Socket
Depth:	Standard
Quantity of Sockets:	13
Contents:	4, 4.5, 5, 5.5, 6, 7, 8, 9, 10, 11, 12, 13, 14mm, Socket Rail

D NEW



D AK7992

Type:	3/8" Sq Drive - Metric
Configuration:	6-point Socket
Depth:	Standard
Quantity of Sockets:	12
Contents:	8, 9, 10, 11, 12, 13, 14, 15, 16, 17, 18, 19mm, Socket Rail

F NEW



F AK7994

Type:	1/2" Sq Drive - Metric
Configuration:	6-point Socket
Depth:	Standard
Quantity of Sockets:	13
Contents:	10, 11, 12, 13, 14, 15, 16, 17, 18, 19, 21, 22, 24mm, Socket Rail


A NEW



A AK7991

Type:	1/4" Sq Drive - Metric
Configuration:	6-point Socket
Depth:	Deep
Quantity of Sockets:	13
Contents:	4, 4.5, 5, 5.5, 6, 7, 8, 9, 10, 11, 12, 13, 14mm, Socket Rail

C NEW



C AK7993

Type:	3/8" Sq Drive - Metric
Configuration:	6-point Socket
Depth:	Deep
Quantity of Sockets:	12
Contents:	8, 9, 10, 11, 12, 13, 14, 15, 16, 17, 18, 19mm, Socket Rail

E NEW



E AK7995

Type:	1/2" Sq Drive - Metric
Configuration:	6-point Socket
Depth:	Deep
Quantity of Sockets:	13
Contents:	10, 11, 12, 13, 14, 15, 16, 17, 18, 19, 21, 22, 24mm, Socket Rail

G NEW




G SEE BELOW

Ratchet Wrenches - Premier Black

For more information, please see page 81.

Model No:	Drive:	Ratchet:	Length:
AK7997	1/4" Sq	72-Tooth	140mm
AK7998	3/8" Sq	72-Tooth	200mm
AK7999	1/2" Sq	72-Tooth	265mm


A AK7973
13pc 3/8" Sq Drive Total Drive® Socket Set - Black Series

Professional Total Drive® socket set. Manufactured from hardened and tempered heat treated Chrome Vanadium steel. Fully polished black chrome finish with machined and lacquered surfaces. Can be used on a wide range of fasteners. All are suitable for Spline, Metric Hex and Bi-Hex, with many also equivalent to TRX-Star*, Whitworth, Imperial Hex and Imperial Bi-Hex. Knurled ring for extra grip with greasy fingers. Features 72-tooth flip reverse ratchet wrench with push-button quick release. Supplied on composite socket retaining rail.

Depth:	Standard
Drive:	3/8" Sq
Quantity of Sockets:	12
Contents:	8, 9, 10, 11, 12, 13, 14, 15, 16, 17, 18, 19mm, 3/8" Sq Drive 72-Tooth Ratchet Wrench


C AK7971
34pc 3/8" Sq Drive Socket Set - Black Series

Professional socket set with heat treated Chrome Vanadium steel sockets and accessories. Fully polished black chrome finish with machined and lacquered surfaces. Standard sockets cover sizes from 6 to 24mm and deep sockets from 10 to 19mm. Features 72-tooth flip reverse ratchet wrench with push-button quick release, extension bars, spark plug sockets, universal joint and T-bar adaptor. Includes contents map displayed inside the lid. Supplied in metal storage case.

Contents: Standard Sockets; 6, 7, 8, 9, 10, 11, 12, 13, 14, 15, 16, 17, 18, 19, 21, 22, 24mm, Deep Sockets; 10, 11, 12, 13, 14, 15, 16, 17, 18, 19mm, Spark Plug Sockets; 16, 21mm, Extension Bars; 75, 150mm, 3/8" Sq Drive 72-Tooth Flip Reverse Ratchet Wrench with Quick Release, Universal Joint, 1/2" Sq Drive - 3/8" Sq Drive Male Adaptor



B AK7970
32pc 1/4" Sq Drive Socket Set - Black Series

Professional socket set with heat treated Chrome Vanadium steel sockets and accessories. Fully polished black chrome finish with machined and lacquered surfaces. Standard and deep sockets cover sizes from 4 to 14mm. Features 72-tooth flip reverse ratchet wrench with push-button quick release, extension bars, universal joint and T-bar adaptor. Includes contents map displayed inside the lid. Supplied in metal storage case.

Contents: Standard Sockets; 4, 4.5, 5, 5.5, 6, 7, 8, 9, 10, 11, 12, 13, 14mm, Deep Sockets; 4, 4.5, 5, 5.5, 6, 7, 8, 9, 10, 11, 12, 13, 14mm, Extension Bars; 75, 150mm, 1/4" Sq Drive 72-Tooth Flip Reverse Ratchet Wrench with Quick Release, Universal Joint, Spinner Handle, 3/8" Sq Drive - 1/4" Sq Drive Male T-Bar Adaptor


D AK7972
28pc 1/2" Sq Drive Socket Set - Black Series

Professional socket set with heat treated Chrome Vanadium steel sockets and accessories. Fully polished black chrome finish with machined and lacquered surfaces. Covers sizes from 8 to 32mm. Features 72-tooth flip reverse ratchet wrench with push-button quick release, extension bars, spark plug sockets, universal joint and T-bar adaptor. Includes contents map displayed inside the lid. Supplied in metal storage case.

Contents: Standard Sockets; 8, 9, 10, 11, 12, 13, 14, 15, 16, 17, 18, 19, 20, 21, 22, 23, 24, 27, 30, 32mm, Spark Plug Sockets; 16, 21mm, Extension Bars; 75, 125, 250mm, 1/2" Sq Drive 72-Tooth Flip Reverse Ratchet Wrench with Quick Release, Universal Joint, 1/2" Sq Drive - 3/8" Sq Drive Male T-Bar Adaptor

E AK7985
22pc 3/8" Sq Drive TRX-Star*/Hex/Spline Socket Bit Set Black Series

Professional heat treated Chrome Vanadium steel sockets. Fully polished black chrome finish with machined and lacquered surfaces. S2 Steel TRX-Star*, Hex and Spline bits with a phosphate finish. Knurled ring to assist gripping of socket with oily fingers. Supplied in an EVA storage tray.

Contents: Socket Bits; Spline - M4, M5, M6, M8, M10, M12, TRX-Star* - T10, T15, T20, T25, T27, T30, T40, T45, T47, T50, Hex - 4, 5, 6, 7, 8, 10

Premier LOCK-ON™



WORKS ON UP TO 85% ROUNDED FIXINGS

- Manufactured from hardened and tempered high grade Chrome Vanadium 6142 steel.
- Fully polished mirror finish** for resistance to corrosion.
- Features specially machined flutes in the walls of the socket which enables use on up to 85% rounded fasteners.
- Includes knurled ring** for extra grip with oily fingers.

** Excluding impact sockets.



A

MIRROR
FINISH

A AK2746

Type:	1/4" Sq Drive - Metric
Configuration:	6-point Lock-On™ Socket
Depth:	Standard
Quantity of Sockets:	13
Contents:	4, 4.5, 5, 5.5, 6, 7, 8, 9, 10, 11, 12, 13, 14mm, Socket Rail

B

MIRROR
FINISH

B AK2741

Type:	3/8" Sq Drive - Metric
Configuration:	6-point Lock-On™ Socket
Depth:	Standard
Quantity of Sockets:	12
Contents:	8, 9, 10, 11, 12, 13, 14, 15, 16, 17, 18, 19mm, Socket Rail

D NEW

NEW



D AK2741B

Type:	3/8" Sq Drive - Metric
Configuration:	6-point Lock-On™ Socket
Depth:	Standard
Quantity of Sockets:	12
Contents:	8, 9, 10, 11, 12, 13, 14, 15, 16, 17, 18, 19mm, Socket Rail

F NEW

NEW



F AK2742B

Type:	1/2" Sq Drive - Metric
Configuration:	6-point Lock-On™ Socket
Depth:	Standard
Quantity of Sockets:	13
Contents:	10, 11, 12, 13, 14, 15, 16, 17, 18, 19, 21, 22, 24mm, Socket Rail

C

MIRROR
FINISH

C AK2740

Type:	3/8" Sq Drive - Imperial
Configuration:	6-point Lock-On™ Socket
Depth:	Standard
Quantity of Sockets:	11
Contents:	5/16", 3/8", 7/16", 1/2", 9/16", 5/8", 11/16", 3/4", 13/16", 7/8", 15/16", Socket Rail

E

MIRROR
FINISH

E AK2742

Type:	1/2" Sq Drive - Metric
Configuration:	6-point Lock-On™ Socket
Depth:	Standard
Quantity of Sockets:	13
Contents:	10, 11, 12, 13, 14, 15, 16, 17, 18, 19, 21, 22, 24mm, Socket Rail



A AK2747

Type: 1/4" Sq Drive - Metric
 Configuration: 6-point Lock-On™ Socket
 Depth: Deep
 Quantity of Sockets: 13
 Contents: 4, 4.5, 5, 5.5, 6, 7, 8, 9, 10, 11, 12, 13, 14mm, Socket Rail



B AK2743

Type: 3/8" Sq Drive - Imperial
 Configuration: 6-point Lock-On™ Socket
 Depth: Deep
 Quantity of Sockets: 11
 Contents: 5/16", 3/8", 7/16", 1/2", 9/16", 5/8", 11/16", 3/4", 13/16", 7/8", 15/16", Socket Rail



C AK2744

Type: 3/8" Sq Drive - Metric
 Configuration: 6-point Lock-On™ Socket
 Depth: Deep
 Quantity of Sockets: 12
 Contents: 8, 9, 10, 11, 12, 13, 14, 15, 16, 17, 18, 19mm, Socket Rail



D AK2744B

Type: 3/8" Sq Drive - Metric
 Configuration: 6-point Lock-On™ Socket
 Depth: Deep
 Quantity of Sockets: 12
 Contents: 8, 9, 10, 11, 12, 13, 14, 15, 16, 17, 18, 19mm, Socket Rail



E AK2745

Type: 1/2" Sq Drive - Metric
 Configuration: 6-point Lock-On™ Socket
 Depth: Deep
 Quantity of Sockets: 13
 Contents: 10, 11, 12, 13, 14, 15, 16, 17, 18, 19, 21, 22, 24mm, Socket Rail



F AK2745B

Type: 1/2" Sq Drive - Metric
 Configuration: 6-point Lock-On™ Socket
 Depth: Deep
 Quantity of Sockets: 13
 Contents: 10, 11, 12, 13, 14, 15, 16, 17, 18, 19, 21, 22, 24mm, Socket Rail

LOCK-ON™

Features specially machined flutes in the walls of the ring end which enable use on up to 85% rounded fasteners. This not only provides added strength but also prevents further damage to worn or rusted fixings.

**A AK27480****32pc 1/4\"Sq Drive Lock-On™ Socket Set**

Heat treated, drop-forged Chrome Vanadium 6142 steel sockets and accessories with a fully polished mirror finish. Features specially machined flutes in the walls of the socket which enable use on up to 85% rounded fasteners. This not only provides added strength but also prevents damage to worn or rusted fixings. Covers sizes from 4 to 14mm in both standard and deep. Features 48-tooth gear-to-gear flip reverse comfort grip ratchet wrench with push-button quick release, extension bars, spinner handle, universal joint and 3/8\"Sq Drive - 1/4\"Sq Drive Male Adaptor. Includes contents map displayed inside the lid. Supplied in metal storage case.

Contents: Standard Sockets; 4, 4.5, 5, 5.5, 6, 7, 8, 9, 10, 11, 12, 13, 14mm, Deep Sockets; 4, 4.5, 5, 5.5, 6, 7, 8, 9, 10, 11, 12, 13, 14mm, Extension Bars; 75, 150mm, 1/4\"Sq Drive 48-tooth Gear-to-Gear Flip Reverse Ratchet Wrench, Spinner Handle, Universal Joint, 3/8\"Sq Drive - 1/4\"Sq Drive Male Adaptor

**C AK27482****26pc 1/2\"Sq Drive Lock-On™ Socket Set**

Heat treated, drop-forged Chrome Vanadium 6142 steel sockets and accessories with a fully polished mirror finish. Features specially machined flutes in the walls of the socket which enable use on up to 85% rounded fasteners. This not only provides added strength but also prevents damage to worn or rusted fixings. Covers sizes from 8 to 32mm. Features 48-tooth gear-to-gear flip reverse comfort grip ratchet wrench with push-button quick release, extension bars, spark plug sockets, universal joint and 3/8\"Sq Drive - 1/2\"Sq Drive Male Adaptor. Includes contents map displayed inside the lid. Supplied in metal storage case.

Contents: Standard Sockets; 8, 9, 10, 11, 12, 13, 14, 15, 16, 17, 18, 19, 21, 22, 24, 27, 30, 32mm, 1/2\"Sq Drive Spark Plug Sockets; 16, 21mm, Extension Bars; 75, 125, 250mm, 1/2\"Sq Drive 48-Tooth Gear-to-Gear Flip Reverse Ratchet Wrench, Universal Joint, 3/8\"Sq Drive - 1/2\"Sq Drive Male Adaptor

**B AK27481****34pc 3/8\"Sq Drive Lock-On™ Socket Set**

Heat treated, drop-forged Chrome Vanadium 6142 steel sockets and accessories with a fully polished mirror finish. Features specially machined flutes in the walls of the socket which enable use on up to 85% rounded fasteners. This not only provides added strength but also prevents damage to worn or rusted fixings. Standard sockets cover sizes from 6 to 24mm and deep sockets from 10 to 19mm. Features 48-tooth gear-to-gear flip reverse comfort grip ratchet wrench with push-button quick release, extension bars, spark plug sockets, universal joint and 1/2\"Sq Drive - 3/8\"Sq Drive Male Adaptor. Includes contents map displayed inside the lid. Supplied in metal storage case.

Contents: Standard Sockets; 6, 7, 8, 9, 10, 11, 12, 13, 14, 15, 16, 17, 18, 19, 21, 22, 24mm, Deep Sockets; 10, 11, 12, 13, 14, 15, 16, 17, 18, 19mm, 3/8\"Sq Drive Spark Plug Sockets; 16, 21mm, Extension Bars; 75, 150mm, 3/8\"Sq Drive 48-Tooth Gear-to-Gear Flip Reverse Ratchet Wrench, Universal Joint, 1/2\"Sq Drive - 3/8\"Sq Drive Male Adaptor

**D AK5616M****13pc 1/2\"Sq Drive Lock-On™ Impact Socket Set**

Manufactured from Chrome Molybdenum steel with manganese phosphate finish for added corrosion resistance. Features specially machined flutes in the walls of the socket to enable use on up to 85% rounded fasteners. This not only provides added strength but also prevents damage to worn or rusted fixings. Suitable for use with air/electric impact guns. Supplied in storage case.

Quantity of Sockets: 13
Type: 1/2\"Sq Drive - Standard
Contents: 10, 11, 12, 13, 14, 15, 16, 17, 18, 19, 21, 22, 24mm

A



Premier

MM 1/4" Sq Drive 6

A AK66721

27pc 1/4" Sq Drive Ratchet Wrench & Socket Set

Deluxe professional socket set with standard and deep heat treated mirror polished Chrome Vanadium sockets. Slim style contoured handle 72-tooth ratchet wrench with flip reverse and quick release mechanism. Supplied in EVA storage tray.

Contents: Standard Sockets - 4, 4.5, 5, 5.5, 6, 7, 8, 9, 10, 11, 12, 13, 14mm, Deep Sockets - 4, 4.5, 5, 5.5, 6, 7, 8, 9, 10, 11, 12, 13, 14mm, 1/4" Sq Drive 72-Tooth Ratchet Wrench

B



Premier

MM 3/8" Sq Drive 6

B AK66722

25pc 3/8" Sq Drive Ratchet Wrench & Socket Set

Deluxe professional socket set with standard and deep heat treated mirror polished Chrome Vanadium sockets. Slim style contoured handle 72-tooth ratchet wrench with flip reverse and quick release mechanism. Supplied in EVA storage tray.

Contents: Standard Sockets - 8, 9, 10, 11, 12, 13, 14, 15, 16, 17, 18, 19mm, Deep Sockets - 8, 9, 10, 11, 12, 13, 14, 15, 16, 17, 18, 19mm, 3/8" Sq Drive 72-Tooth Ratchet Wrench

C



Premier

MM 1/2" Sq Drive 6

C AK66723

27pc 1/2" Sq Drive Ratchet Wrench & Socket Set


Deluxe professional socket set with standard and deep heat treated mirror polished Chrome Vanadium sockets. Slim style contoured handle 72-tooth ratchet wrench with flip reverse and quick release mechanism. Supplied in EVA storage tray.

Contents: Standard Sockets - 10, 11, 12, 13, 14, 15, 16, 17, 18, 19, 21, 22, 24mm, Deep Sockets - 10, 11, 12, 13, 14, 15, 16, 17, 18, 19, 21, 22, 24mm, 1/2" Sq Drive 72-Tooth Ratchet Wrench

D

Premier
Platinum series

1/4", 3/8" & 1/2" Sq Drive



D TBTP07

177pc Specialised Bit & Socket Set with Tool Tray

Comprehensive range of Premier Platinum Tool Trays from Sealey. Suitable for AP24 Series and selected Superline PRO® Series Tool Chests. The tools have been carefully selected for the professional technician from our Premier Line range and are backed with a lifetime guarantee*.

Contents: TRX-Star* Bits; T20, T25, T30, T40, T45, T47, T50, T55, T60, T70 (1 each 30 & 75mm), Security TRX-Star* Bits; T20H, T25H, T30H, T40H, T45H, T47H, T50H, T55H, T60H, T70H (1 each 30 & 75mm), Hex Bits; 4, 5, 6, 7, 8, 10, 12, 14, 17, 19mm (1 each 30 & 75mm), Ribe Bits; M5, M6, M7, M8, M9, M10, M12, M13, M14, M16 (1 each 30 & 75mm), Spline Bits; M5, M6, M8, M10, M12, M14, M16 (1 each 30 & 75mm), Quick Release Drive Adaptors; 3/8" Sq x 10mm Hex, 1/2" Sq x 10mm Hex, TRX-Star* Sockets; 1/4" Sq Drive - E4, E5, E6, E7, E8, 3/8" Sq Drive - E10, E11, E12, E14, 1/2" Sq Drive - E16, E18, E20, E22, E24, TRX-Star* Socket Bits; 1/4" Drive - T8, T9, T10, T15, T20, T25, T27, T30, 3/8" Drive - T40, T45, T47, T50, T55, 1/2" Drive - T60, T70, Hex Socket Bits; 1/4" Drive - 3, 4, 5, 6, 7, 8mm, Hex Socket Bits; 3/8" Drive - 9, 10, 12, 14mm, Hex Socket Bits; 1/2" Drive - 17, 19mm, Driver Socket Bits; 1/4" Drive - Slotted; 3, 4, 4.5, 5, 5.5, 6, 6.5, 7mm, Phillips; #0, #1, #2, #3, Poz; #0, #1, #2, #3, TRX-Star* Hex Keys; T6, T7, T8, T9, T10, T15, T20, T25, T27, T30, T40, T45, T50, Ball-End Hex; 1.27, 1.5, 2, 2.5, 3, 4, 5, 5.5, 6, 8, 10mm

Tray Size (W x D x H): 530 x 397 x 55mm

E

MM



1/4", 3/8" & 1/2" Sq Drive

Premier
Platinum series

E TBTP02

91pc 1/4", 3/8" & 1/2" Sq Drive Socket Set with Tool Tray

Contents: 1/4" Sq Drive Sockets; 4, 4.5, 5, 5.5, 6, 7, 8, 9, 10, 11, 12, 13mm, 1/4" Sq Drive Deep Sockets; 4, 4.5, 5, 5.5, 6, 7, 8, 9, 10, 11, 12, 13mm, 3/8" Sq Drive Sockets; 10, 11, 12, 13, 14, 15, 16, 17, 18, 19mm, 3/8" Sq Drive Deep Sockets; 10, 11, 12, 13, 14, 15, 16, 17, 18, 19mm, 1/2" Sq Drive Sockets; 13, 14, 15, 16, 17, 18, 19, 20, 21, 22, 23, 24, 25, 26, 27, 30, 32mm, 1/2" Sq Drive Deep Sockets; 17, 18, 19, 21, 22, 24, 27, 30, 32mm, 3/8" Sq Drive Spark Plug Sockets; 14, 16, 21mm, 1/4" Sq Drive Flip Reverse Ratchet Wrench, 3/8" Sq Drive Flip Reverse Ratchet Wrench, 1/2" Sq Drive Flip Reverse Ratchet Wrench, Universal Joints; 1/4", 3/8", 1/2" Sq Drive, 1/4" Sq Drive Extension Bars; 50, 100, 150mm, 150mm Flexible Extension, Spinner Handle, 115mm Sliding T-Bar, 3/8" Sq Drive Extension Bars; 75, 150mm, 1/2" Sq Drive Extension Bars; 75, 200mm, 450mm 1/2" Sq Drive Breaker Bar, 1/2" (F)-3/8" (M) Sliding T-Bar Adaptor

Tray Size (W x D x H): 530 x 397 x 55mm

**A AK5783****15pc 1/4" Sq Drive Low Profile Socket Set - Platinum Series**

Manufactured from hardened and tempered Chrome Vanadium steel with a micro satin finish. Low profile 6-point WallDrive® sockets. Low profile 90-tooth pear-head ratchet with super slim handle. Features flip reverse and quick release mechanism. Ideal for areas where access is limited, such as dash-mounted heater motors, auxiliary belts and solenoid door motors. Supplied in an EVA storage tray.

Contents: Sockets; 4, 4.5, 5, 5.5, 6, 7, 8, 9, 10, 11, 12, 13, 14mm, 75mm Extension Bar, 1/4" Sq Drive 90-Tooth Pear-Head Ratchet with Flip Reverse and Quick Release Mechanism

**B AK5785****14pc 3/8" Sq Drive Low Profile Socket Set - Platinum Series**

Manufactured from hardened and tempered Chrome Vanadium steel with a micro satin finish. Low profile 6-point WallDrive® sockets. Low profile 90-tooth pear-head ratchet with super slim handle. Features flip reverse and quick release mechanism. Ideal for areas where access is limited, such as dash-mounted heater motors, auxiliary belts and solenoid door motors. Supplied in an EVA storage tray.

Contents: Sockets; 8, 9, 10, 11, 12, 13, 14, 15, 16, 17, 18, 19mm, 75mm Extension Bar, 3/8" Sq Drive 90-Tooth Pear-Head Ratchet with Flip Reverse and Quick Release Mechanism

**C AK5787****15pc 1/2" Sq Drive Low Profile Socket Set - Platinum Series**

Manufactured from hardened and tempered Chrome Vanadium steel with a micro satin finish. Low profile 6-point WallDrive® sockets. Low profile 90-tooth pear-head ratchet with super slim handle. Features flip reverse and quick release mechanism. Ideal for use under dashboards and on auxiliary belts as well as any other applications where access is restricted. Supplied in an EVA storage tray.

Contents: Sockets; 10, 11, 12, 13, 14, 15, 16, 17, 18, 19, 21, 22, 24mm, 150mm Extension Bar, 1/2" Sq Drive 90-Tooth Pear-Head Ratchet with Flip Reverse and Quick Release Mechanism

**D AK6926****14pc Low Profile Go-Through Socket Set**

Manufactured from hardened and tempered Chrome Vanadium steel with a fully polished micro satin finish. Low profile sockets with a projected length of just 13mm, ideal for use under dashboards and on auxiliary belts as well as any other application where access is restricted. Go-through design for nuts on extended studs and adjusting screw locknuts. Sockets range from 8-19mm. Includes go-through extension. Flip reverse, 72-tooth ratchet wrench with push-through socket release. Supplied in storage case.

Contents: Low Profile Go-Through Sockets; 8, 9, 10, 11, 12, 13, 14, 15, 16, 17, 18, 19mm, 75mm Go-Through Extension Bar, 72-Tooth 3/4" Spline Drive Flip Reverse Ratchet Wrench

**E S0725****37pc 1/4" & 3/8" Sq Drive Socket Set**

High grade carbon steel sockets and accessories. Hardened and tempered with a fully polished mirror finish for corrosion resistance. Supplied in storage case.

Contents: 1/4" Sq Drive; Standard Sockets - 4, 4.5, 5, 6, 7, 8, 9mm, 3/8" Sq Drive; Standard Sockets - 10, 11, 12, 13, 14, 15, 17, 19mm, Extension Bars; 75, 150mm, 21mm Spark Plug Socket, Bits; Slotted - 4, 5.5, 7mm, Phillips - #1, #2, #3, Hex - 3, 4, 5, 6, 7, 8mm, Hex Key Wrenches; 1.5, 2, 2.5mm, Spinner Handle, 1/4" x 1/4" Sq Drive Bit Holder, 3/8" Sq Drive Female x 1/4" Sq Drive Male Adaptor, 200mm 3/8" Sq Drive Reversible Ratchet Wrench, Spinner Disc for Ratchet

**F S01233****25pc 1/4" Sq Drive Socket Set**

Professional socket set manufactured from hardened and heat treated Chrome Vanadium steel. Fully polished with a mirror finish. Covers sizes from 4 to 13mm. Includes 72-tooth comfort grip ratchet wrenches, extension bar, adaptor and bits. Supplied in tough, durable storage case.

Contents: 1/4" Sq Drive Standard Sockets; 4, 4.5, 5, 5.5, 6, 7, 8, 9, 10, 11, 12, 13mm, 1/4" Sq Drive Bits; TRX-Star* - T10, T15, T20, T25, T30, T40, Phillips - #1, #2, Hex - 5, 6mm, 100mm 1/4" Sq Drive Extension Bar, 1/4" Sq Drive Adaptor, 1/4" Sq Drive Ratchet Wrench

A NEW Siegen

1/4"
Sq Drive

MM



A S01234

26pc 1/4" Sq Drive Socket Set

Professional socket set manufactured from hardened and heat treated Chrome Vanadium steel. Fully polished with a mirror finish. Covers standard sizes from 4 to 14mm and deep sizes from 6 to 13mm. Includes 72-tooth comfort grip ratchet wrench, extension bars, universal joint and spinner handle. Supplied in tough, durable storage case.

Contents: 1/4" Sq Drive Standard Sockets; 4, 4.5, 5, 5.5, 6, 7, 8, 9, 10, 11, 12, 13, 14mm, 1/4" Sq Drive Deep Sockets; 6, 7, 8, 9, 10, 11, 12, 13mm, 1/4" Sq Drive Extension Bars; 75, 150mm, 1/4" Sq Drive Universal Joint, 1/4" Sq Drive Universal Joint, 1/4" Sq Drive 72-tooth Quick Release Ratchet Wrench



B NEW Siegen

3/8"
Sq Drive

MM



B S01235

19pc 3/8" Sq Drive Socket Set

Professional socket set manufactured from hardened and heat treated Chrome Vanadium steel. Fully polished with a mirror finish. Covers sizes from 8 to 22mm. Includes 72-tooth comfort grip ratchet wrench, extension bars, universal joint and adaptor. Supplied in tough, durable storage case.

Contents: 3/8" Sq Drive Standard Sockets; 8, 9, 10, 11, 12, 13, 14, 15, 16, 17, 18, 19, 21, 22mm, 3/8" Sq Drive Extension Bars; 75, 150mm, 3/8" Sq Universal Joint, 3/8" Sq Drive Adaptor, 3/8" Sq Drive 72-tooth Quick Release Ratchet Wrench



C NEW Siegen

3/8"
Sq Drive

MM



C S01236

28pc 3/8" Sq Drive Socket Set

Professional socket set manufactured from hardened and heat treated Chrome Vanadium steel. Fully polished with a mirror finish. Covers standard sizes from 8 to 22mm and deep sizes 10 to 19mm. Includes 72-tooth comfort grip ratchet wrench, extension bars, universal joint and adaptor. Supplied in tough, durable storage case.

Contents: Standard Sockets; 8, 9, 10, 11, 12, 13, 14, 15, 16, 17, 18, 19, 21, 22mm, Deep Sockets; 10, 11, 12, 13, 14, 15, 16, 17, 18, 19mm, 3/8" Sq Drive 72-tooth Quick Release Ratchet Wrench, Extension Bars; 75, 150mm, Universal Joint

D NEW Siegen

1/2"
Sq Drive

MM



D S01237

21pc 1/2" Sq Drive Socket Set

Professional socket set manufactured from hardened and heat treated Chrome Vanadium steel. Fully polished with a mirror finish. Covers sizes from 10 to 32mm. Includes 72-tooth comfort grip ratchet wrench, extension bars, universal joint and adaptor. Supplied in tough, durable storage case.

Contents: 1/2" Sq Drive Standard Sockets; 10, 11, 12, 13, 14, 15, 16, 17, 18, 19, 21, 22, 24, 27, 30, 32mm, 1/2" Sq Drive Extension Bars; 125, 250mm, 1/2" Sq Universal Joint, 1/2" Sq Drive Adaptor, 1/2" Sq Drive 72-tooth Quick Release Ratchet Wrench

Ratchet Wrenches

Gear 2 Gear

Gear-to-Gear ratchet head design is much stronger than traditional styles and offers up to 30% more torque.



WallDrive® sockets are designed to grip the flats of the fixing and not the corners. This allows up to 30% more torque to be applied to the fixing than traditional hex sockets, without causing damage. WallDrive® sockets can grip fasteners with rounded-off and damaged corners too.

Professional Socket Sets

Deluxe professional socket sets with heat treated Chrome Vanadium steel WallDrive® sockets. Fully polished mirror finish. Flip reverse ratchet with quick socket release. Supplied in storage case.



A

Gear 2 Gear

MM

1/4"
Sq Drive**MIRROR FINISH****Premier**A **AK8990****33pc 1/4" Sq Drive Socket Set**

Heat treated, drop-forged Chrome Vanadium steel sockets and accessories with a fully polished mirror finish. Covers sizes from 4 to 14mm in both standard and deep. Features 48-tooth gear-to-gear comfort grip ratchet wrench with push-button quick release, extension bars, spinner handle, universal joint and sliding T-bar. Includes contents map displayed inside the lid. Supplied in storage case.

Contents: Standard Sockets; 4, 4.5, 5, 5.5, 6, 7, 8, 9, 10, 11, 12, 13, 14mm, Deep Sockets; 4, 4.5, 5, 5.5, 6, 7, 8, 9, 10, 11, 12, 13, 14mm, Extension Bars; 50, 100, 150mm, Sliding T-Bar, 1/4" Sq Drive 48-Tooth Gear-to-Gear Quick Release Ratchet Wrench, Spinner Handle, Universal Joint

B

Gear 2 Gear

MM

3/8"
Sq Drive**MIRROR FINISH****Premier**B **AK8991****34pc 3/8" Sq Drive Socket Set**

Heat treated, drop-forged Chrome Vanadium steel sockets and accessories with a fully polished mirror finish. Standard sockets cover sizes from 6 to 24mm and deep sockets from 10 to 19mm. Features 48-tooth gear-to-gear comfort grip ratchet wrench with push-button quick release, extension bars, spark plug sockets, universal joint and 1/2" Sq Drive - 3/8" Sq Drive Male Adaptor. Includes contents map displayed inside the lid. Supplied in storage case.

Contents: Standard Sockets; 6, 7, 8, 9, 10, 11, 12, 13, 14, 15, 16, 17, 18, 19, 21, 22, 24mm, Deep Sockets; 10, 11, 12, 13, 14, 15, 16, 17, 18, 19mm, Spark Plug Sockets; 16, 21mm, Extension Bars; 75, 150mm, 3/8" Sq Drive 48-Tooth Gear-to-Gear Quick Release Ratchet Wrench, Universal Joint, 1/2" Sq Drive - 3/8" Sq Drive Male Adaptor

C

Gear 2 Gear

MM

1/2"
Sq Drive**MIRROR FINISH****Premier**C **AK8992****26pc 1/2" Sq Drive Socket Set**

Heat treated, drop-forged Chrome Vanadium steel sockets and accessories with a fully polished mirror finish. Covers sizes from 8 to 32mm. Features 48-tooth gear-to-gear comfort grip ratchet wrench with push-button quick release, extension bars, spark plug sockets, universal joint and 3/8" Sq Drive - 1/2" Sq Drive Male Adaptor. Includes contents map displayed inside the lid. Supplied in storage case.

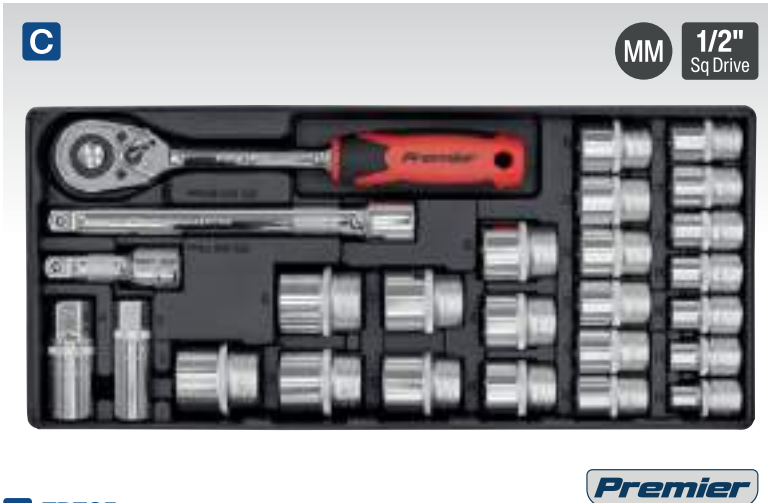
Contents: Standard Sockets; 8, 9, 10, 11, 12, 13, 14, 15, 16, 17, 18, 19, 21, 22, 24, 27, 30, 32mm, Spark Plug Sockets; 16, 21mm, Extension Bars; 75, 125, 250mm, 1/2" Sq Drive 48-Tooth Gear-to-Gear Quick Release Ratchet Wrench, Universal Joint, 3/8" Sq Drive - 1/2" Sq Drive Male Adaptor



A AK8993
41pc 1/2" Sq Drive Socket Set

Heat treated, drop-forged Chrome Vanadium steel sockets and accessories with a fully polished mirror finish. Standard sockets cover sizes from 8-32mm and deep sockets from 8-24mm. Features 48-tooth gear-to-gear comfort grip ratchet wrench with push-button quick release, extension bars, spark plug sockets, universal joint and 3/8" Sq Drive - 1/2" Sq Drive Male Adaptor. Supplied in storage case.

Contents: Standard Sockets; 8, 9, 10, 11, 12, 13, 14, 15, 16, 17, 18, 19, 21, 22, 24, 27, 30, 32mm, Deep Sockets; 8, 9, 10, 11, 12, 13, 14, 15, 16, 17, 18, 19, 21, 22, 24mm, Spark Plug Sockets; 16, 21mm, Extension Bars; 75, 125, 250mm, 1/2" Sq Drive 48-Tooth Gear-to-Gear Quick Release Ratchet Wrench, Universal Joint, 3/8" Sq Drive - 1/2" Sq Drive Male Adaptor



C TBT35
26pc 1/2" Sq Drive Socket Set with Tool Tray

Tool Tray with 1/2" Sq Drive Socket Set. Suitable for AP24 Series and selected Superline PRO® and Premier tool chests.

Contents: Sockets; 10, 11, 12, 13, 14, 15, 16, 17, 18, 19, 20, 21, 22, 23, 24, 25, 26, 27, 28, 30, 32mm, 1/2" Sq Drive Flip Reverse Ratchet Wrench with Comfort Grip, Extension Bars; 75, 200mm, Spark Plug Sockets; 16, 21mm

Tray Size (W x D x H): 176.5 x 397 x 55mm



B AK7960
34pc 3/8" Sq Drive Socket Set

Heat treated, drop-forged Chrome Vanadium steel sockets and accessories with a fully polished mirror finish. Standard sockets cover sizes from 6 to 24mm and deep sockets from 10 to 19mm. Features 72-tooth extending ratchet with comfort grip and push-button quick release, extension bars, spark plug sockets, universal joint and T-bar adaptor. Includes contents map displayed inside the lid. Supplied in storage case.

Contents: Standard Sockets; 6, 7, 8, 9, 10, 11, 12, 13, 14, 15, 16, 17, 18, 19, 21, 22, 24mm, Deep Sockets; 10, 11, 12, 13, 14, 15, 16, 17, 18, 19mm, Spark Plug Sockets; 16, 21mm, Extension Bars; 75, 150mm, 3/8" Sq Drive 72-Tooth Quick Release Extending Ratchet Wrench, Universal Joint, 1/2" Sq Drive - 3/8" Sq Drive Male Adaptor



D AK7961
26pc 1/2" Sq Drive Socket Set

Heat treated, drop-forged Chrome Vanadium steel sockets and accessories with a fully polished mirror finish. Covers sizes from 8 to 32mm. Features 72-tooth extending ratchet with comfort grip and push-button quick release, extension bars, spark plug sockets, universal joint and T-bar adaptor. Includes contents map displayed inside the lid. Supplied in storage case.

Contents: Standard Sockets; 8, 9, 10, 11, 12, 13, 14, 15, 16, 17, 18, 19, 21, 22, 24, 27, 30, 32mm, Spark Plug Sockets; 16, 21mm, Extension Bars; 75, 125, 250mm, 1/2" Sq Drive 72-Tooth Quick Release Extending Ratchet Wrench, Universal Joint, 3/8" Sq Drive - 1/2" Sq Drive Male Adaptor

Ratchet Wrenches

Gear 2 Gear

Gear-to-Gear ratchet head design is much stronger than traditional styles and offers up to 30% more torque.



WallDrive® sockets are designed to grip the flats of the fixing and not the corners. This allows up to 30% more torque to be applied to the fixing than traditional hex sockets, without causing damage. WallDrive® sockets can grip fasteners with rounded-off and damaged corners too.

A-H Professional Socket Sets

Deluxe professional socket sets with heat treated Chrome Vanadium steel WallDrive® sockets. Dual satin/chrome or fully polished mirror finish. Flip reverse ratchet with quick socket release. Supplied in metal storage case.

B**3/8\"/>****DUAL FINISH****Gear 2 Gear****MM & IMP Premier****B AK691****35pc 3/8\"/>**

Deluxe professional socket set with heat treated Chrome Vanadium steel WallDrive® sockets. Dual satin/chrome finish. Flip reverse gear-to-gear ratchet with quick socket release. Supplied in metal storage case.

Contents: Standard Sockets; 6, 7, 8, 9, 10, 11, 12, 13, 14, 15, 16, 17, 18, 19, 21mm, 1/4", 5/16", 3/8", 7/16", 1/2", 9/16", 5/8", 11/16", 3/4", 13/16", 7/8", 3/8" Sq Drive 48-Tooth Gear-to-Gear Quick Release Ratchet Wrench, Extension Bars; 75, 150, 225mm, Universal Joint, 16mm Spark Plug Socket, Extension Adaptors; 1/2"(F)-3/8"(M), 3/8"(F)-1/4"(M), 3/8"(F)-1/2"(M)

D**Slim Style 48-Tooth****MIRROR FINISH****1/4\"/>****3/8\"/>****1/2\"/>****Gear 2 Gear****Premier****D SEE BELOW****Ratchet Wrenches - Flip Reverse**

Chrome Vanadium steel gear-to-gear 48-tooth ratchet wrenches. Hardened and tempered with a fully polished mirror finish. Slim style contoured handle with pear-head design. Features flip reverse and quick release mechanism.

Model No	Drive:	Ratchet:	Length:	Repair Kit:
AK660	1/4" Sq	48-Tooth	140mm	AK660.V2.RK
AK661	3/8" Sq	48-Tooth	200mm	AK661.V2.RK
AK662	1/2" Sq	48-Tooth	265mm	AK662.V2.RK

A**1/4\"/>****MIRROR FINISH****Gear 2 Gear****MM & IMP****Premier****A AK690****41pc 1/4\"/>**

Deluxe professional socket set with heat treated Chrome Vanadium steel WallDrive® sockets. Fully polished mirror finish. Flip reverse gear-to-gear ratchet with quick socket release. Supplied in metal storage case.

Contents: Standard Sockets; 4, 4.5, 5, 5.5, 6, 7, 8, 9, 10, 11, 12, 13mm, 3/16", 1/4", 9/32", 11/32", 3/8", 1/2", Deep Sockets; 4, 5, 5.5, 6, 7, 8, 9, 10, 11, 12, 13mm, 3/16", 1/4", 3/8", 1/2", 1/4" Sq Drive 48-Tooth Gear-to-Gear Quick Release Ratchet Wrench, Spinner Handle, 110mm Sliding T-Bar, 150mm Flexible Extension, Universal Joint, Extension Bars; 50, 100, 150mm

C**3/8\"/>****DUAL FINISH****Gear 2 Gear****MM & IMP****Premier****C AK692****45pc 3/8\"/>**

Deluxe professional socket set with heat treated Chrome Vanadium steel WallDrive® sockets. Dual satin/chrome finish. Flip reverse gear-to-gear ratchet with quick socket release. Supplied in metal storage case.

Contents: Standard Sockets; 8, 9, 10, 11, 12, 13, 14, 15, 16, 17, 18, 19, 20, 21, 22mm, 3/8", 1/2", 9/16", 11/16", 13/16", Deep Sockets; 8, 9, 10, 11, 12, 13, 14, 16, 17, 19, 22mm, 3/8", 1/2", 9/16", 11/16", 13/16", Spark Plug Sockets; 16, 18, 21mm, 3/8" Sq Drive 48-Tooth Gear-to-Gear Quick Release Ratchet Wrench, Bent Flex Handle, T-Bar Adaptor 1/2"(F)-3/8"(M), Universal Joint, Extension Bars; 75, 150mm

LIFETIME GUARANTEE*

Lifetime replacement warranty on all Premier and Siegen Hand Tools. Our no-quibble guarantee covers individual items within sets. Excludes TRX-Star* T40 bits, breaker bar knuckles, drill bits, cutting blades and taps and dies. Repair kits will be sent out for most ratchet wrenches.

E



1/2" Sq Drive **DUAL FINISH** **Gear 2 Gear** **Premier** **MM & IMP**

E AK693

32pc 1/2" Sq Drive Socket Set - Metric/Imperial

Deluxe professional socket set with heat treated Chrome Vanadium steel WallDrive® sockets. Dual satin/chrome finish. Flip reverse gear-to-gear ratchet with quick socket release. Supplied in metal storage case.

Contents: Standard Sockets; 8, 9, 10, 11, 12, 13, 14, 15, 16, 17, 18, 19, 20, 21, 22, 23, 24, 27, 30, 32mm, 3/8", 1/2", 9/16", 11/16", Spark Plug Sockets; 16, 21mm, 1/2" Sq Drive 48-Tooth Quick Release Ratchet Wrench, 375mm Breaker Bar, Universal Joint, Extension Bars; 75, 125, 250mm

F



1/2" Sq Drive **DUAL FINISH** **Gear 2 Gear** **Premier** **MM**

F AK694

46pc 1/2" Sq Drive Socket Set

Deluxe professional socket set with heat treated Chrome Vanadium steel WallDrive® sockets. Dual satin/chrome finish. Flip reverse gear-to-gear ratchet with quick socket release. Supplied in metal storage case.

Contents: Sockets; 8, 9, 10, 11, 12, 13, 14, 15, 16, 17, 18, 19, 20, 21, 22, 23, 24, 26, 27, 28, 30, 32mm, Deep Sockets; 8, 9, 10, 11, 12, 13, 14, 15, 16, 17, 18, 19, 20, 21, 22, 23, 24mm, Spark Plug Sockets; 16, 21mm, 1/2" Sq Drive 48-Tooth Gear-to-Gear Quick Release Ratchet Wrench, 375mm Breaker Bar, Universal Joint, Extension Bars; 125, 250mm

G



3/8" & 1/2" Sq Drive **DUAL FINISH** **Gear 2 Gear** **Premier** **MM**

G AK6942

50pc 3/8" & 1/2" Sq Drive Socket Set

Deluxe professional socket set with heat treated Chrome Vanadium steel WallDrive® sockets. Dual satin/chrome finish. Flip reverse gear-to-gear ratchet with quick socket release. Supplied in metal storage case.

Contents: 3/8" Sq Drive Sockets; 10, 11, 12, 13, 14, 15, 16, 17, 18mm, 3/8" Sq Drive Deep Sockets; 10, 11, 12, 13, 14, 15, 16, 17, 18mm, 1/2" Sq Drive Sockets; 19, 20, 21, 22, 23, 24, 25, 26, 27, 28, 30, 32mm, 1/2" Sq Drive Deep Sockets; 19, 21, 22, 24, 27, 28, 30, 32mm, 3/8" Sq Drive Spark Plug Sockets; 16, 21mm, 3/8" Sq Drive Accessories; 48-Tooth Gear-to-Gear Quick Release Ratchet Wrench, Universal Joint, Extension Bars; 75, 250mm, 1/2" Sq Drive Accessories; 48-Tooth Gear-to-Gear Quick Release Ratchet Wrench, 450mm Breaker Bar, Universal Joint, Extension Bars; 125, 250mm, 1/2" Sq Drive - 3/8" Sq Drive Male Adaptor

H



Gear 2 Gear **DUAL FINISH** **Premier** **MM, IMP & WW**

H AK694

64pc 3/8" & 1/2" Sq Drive Socket Set - Metric/Imperial/Whitworth

Deluxe professional socket set with heat treated Chrome Vanadium steel WallDrive® sockets. Dual satin/chrome finish. Flip reverse gear-to-gear ratchet with quick socket release. Supplied in metal storage case.

Contents: 3/8" Sq Drive Standard Sockets; 13, 14, 15, 16, 17, 18, 19mm, 3/8", 1/2", 9/16", 11/16", 3/8" Sq Drive Deep 6pt Sockets; 8, 10, 11, 12, 13, 14, 15, 16, 17, 18, 19mm, 3/8", 1/2", 9/16", 11/16", 1/2" Sq Drive Standard Sockets; 20, 21, 22, 23, 24, 25, 26, 27, 28, 30, 32mm, 1/2" Sq Drive Deep 6pt Sockets; 13/16", 1", 1-1/8", 1/2" Sq Drive WW 12pt Sockets; 3/16", 1/4", 5/16", 3/8", 7/16", 1/2", 9/16", 5/8", 3/4", 3/8" Sq Drive Spark Plug Sockets; 16, 18, 21mm, 3/8" Sq Drive Accessories; 48-Tooth Gear-to-Gear Quick Release Ratchet Wrench, 150mm Sliding T-Bar, Universal Joint, Extension Bars; 75, 250mm, 1/2" Sq Drive Accessories; 48-Tooth Gear-to-Gear Quick Release Ratchet Wrench, 375mm Breaker Bar, Universal Joint, Extension Bars; 125, 250mm, T-Bar Adaptor 1/2"(F)-3/8"(M), Speed Brace

Premier
Platinum series

Manufactured using the highest grade materials. Hardened and tempered with a fully polished micro satin finish.

A NEW

90-Tooth 1/4"
Sq Drive

MM



A AK7920

49pc 1/4\"/>

Gear 2 Gear

Premier
Platinum series

Professional socket set with heat treated Chrome Vanadium steel sockets and accessories. Fully polished micro satin finish. Standard sockets cover sizes from 4 to 14mm and deep sockets from 6 to 14mm. Features 90-tooth gear-to-gear ratchet wrench with quick release, extension bars, universal joint, sliding T-bar, spinner handle and 1/4\"/>

Contents: Standard Sockets; 4, 4.5, 5, 5.5, 6, 7, 8, 9, 10, 11, 12, 13, 14mm, Deep Sockets; 6, 7, 8, 10, 11, 12, 13, 14mm, 1/4\"/>

C NEW

90-Tooth 3/8"
Sq Drive

MM



C AK7922

32pc 3/8\"/>

Gear 2 Gear

Premier
Platinum series

Professional socket set with heat treated Chrome Vanadium steel sockets and accessories. Fully polished micro satin finish. Standard sockets cover sizes from 6 to 24mm and deep sockets cover sizes from 10 to 19mm. Features 90-tooth gear-to-gear ratchet wrench with quick release, extension bars, universal joint and adaptors. Includes contents map displayed inside the lid. Supplied in metal storage case with removable EVA foam tray.

Contents: Standard Sockets; 6, 7, 8, 9, 10, 11, 12, 13, 14, 15, 16, 17, 18, 19, 21, 22, 24mm, Deep Sockets; 10, 11, 12, 13, 14, 15, 16, 17, 18, 19mm, 3/8\"/>

B NEW



3/8"
Sq Drive MM 90-Tooth

Gear 2 Gear

Premier
Platinum series

B AK7921

31pc 3/8\"/>

Professional socket set with heat treated Chrome Vanadium steel sockets and accessories. Fully polished micro satin finish. Covers sizes from 8 to 24mm. Features 90-tooth gear-to-gear ratchet wrench with quick release, extension bars, universal joint and adaptors. Includes contents map displayed inside the lid. Supplied in metal storage case with removable EVA foam tray.

Contents: Standard Sockets: 8, 9, 10, 11, 12, 13, 14, 15, 16, 17, 18, 19, 21, 22, 24mm, 3/8\"/>

D NEW



3/8"
Sq Drive MM IMP 90-Tooth

Gear 2 Gear

Premier
Platinum series

D AK7923

37pc 3/8\"/>

Professional socket set with heat treated Chrome Vanadium steel sockets and accessories. Fully polished micro satin finish. Standard sockets cover sizes from 6 to 24mm and deep sockets cover sizes 8 to 19mm. Imperial sizes cover 1/4\"/>

Contents: Standard Metric Sockets; 6, 7, 8, 9, 10, 11, 12, 13, 14, 15, 16, 17, 18, 19, 21, 22, 24mm, Deep Sockets; 8, 10, 12, 13, 17, 19mm, Standard Imperial Sockets; 1/4\", 5/16\", 3/8\", 7/16\", 1/2\", 9/16\", 5/8\", 11/16\", 3/4\", 3/8\"/>

E NEW



1/2" Sq Drive MM 90-Tooth

Gear 2 Gear
Premier
Platinum series

E AK7924
24pc 1/2" Sq Drive Socket Set
Premier Platinum Series

Professional socket set with heat treated Chrome Vanadium steel sockets and accessories. Fully polished micro satin finish. Covers sizes from 8 to 32mm in standard socket sizes. Features 90-tooth gear-to-gear ratchet wrench with quick release, extension bars, universal joint and adaptors. Includes contents map displayed inside the lid. Supplied in metal storage case with removable EVA foam tray.

Contents: Standard Sockets; 8, 9, 10, 11, 12, 13, 14, 15, 16, 17, 18, 19, 21, 22, 24, 27, 30, 32mm, 1/2" Sq Drive 90-Tooth Gear-to-Gear Ratchet Wrench with Quick Release, Extension Bars; 75, 125, 250mm, Universal Joint, 3/8" Sq Drive Female - 1/2" Sq Drive Male Adaptor

F NEW



1/2" Sq Drive MM IMP 90-Tooth

Gear 2 Gear
Premier
Platinum series

F AK7925
40pc 1/2" Sq Drive Socket Set - Metric/Imperial
Premier Platinum Series

Professional socket set with heat treated Chrome Vanadium steel sockets and accessories. Fully polished micro satin finish. Standard sockets cover sizes from 8 to 32mm and deep sockets cover sizes 10 to 22mm. Imperial sizes cover 7/16" to 1". Features 90-tooth gear-to-gear ratchet wrench with quick release, extension bars, universal joint and adaptors. Includes contents map displayed inside the lid. Supplied in metal storage case with removable EVA foam tray.

Contents: Standard Sockets; 8, 9, 10, 11, 12, 13, 14, 15, 16, 17, 18, 19, 21, 22, 24, 27, 30, 32mm, Deep Sockets; 10, 12, 13, 17, 19, 22mm, Standard Imperial Sockets; 7/16", 1/2", 9/16", 5/8", 11/16", 3/4", 13/16", 7/8", 15/16", 1", 1/2" Sq Drive 90-Tooth Gear-to-Gear Ratchet Wrench with Quick Release, Extension Bars; 75, 125, 250mm, Universal Joint, 3/8" Sq Drive Female - 1/2" Sq Drive Male Adaptor

G NEW



1/4" & 1/2" Sq Drive

MM 90-Tooth

Gear 2 Gear
Premier
Platinum series

G AK7926
108pc 1/4" & 1/2" Sq Drive Socket Set
Premier Platinum Series

Professional socket set with heat treated Chrome Vanadium steel sockets and accessories. Fully polished micro satin finish. Standard sockets cover sizes from 4 to 32mm and deep sockets cover sizes from 6 to 32mm. Features 90-tooth gear-to-gear ratchet wrench with quick release, extension bars, universal joint, adaptors, sliding T-bar and spinner handle. Includes contents map displayed inside the lid. Supplied in metal storage case with removable EVA foam tray.

Contents: 1/4" Sq Drive Standard Sockets; 4, 4.5, 5, 5.5, 6, 7, 8, 9, 10, 11, 12, 13, 14mm, 1/4" Sq Drive Deep Sockets; 6, 7, 8, 9, 10, 11, 12, 13mm, 1/2" Sq Drive Standard Sockets; 10, 11, 12, 13, 14, 15, 16, 17, 18, 19, 21, 22, 24, 27, 30, 32mm, 1/2" Sq Drive Deep Sockets; 14, 15, 17, 19, 22mm, 1/4" Sq Drive E-Torx Sockets; E4, E5, E6, E7, E8, 1/2" Sq Drive E-Torx Sockets; E10, E11, E12, E14, E16, E18, E20, 1/4" Sq Drive 90-Tooth Gear-to-Gear Ratchet Wrench with Quick Release, Extension Bars; 50, 100mm, 150mm Flexible Extension Bar, 1/4" Sq Drive Sliding T-Bar, Spinner Handle, Universal Joint, 1/2" Sq Drive Gear-to-Gear 90-Tooth Ratchet Wrench with Quick Release, Extension Bars; 125, 250mm, Universal Joint, 3/8" Sq Drive Female - 1/2" Sq Drive Male T-Bar Adaptor, 8mm Hex Bit Adaptor, 8mm Hex Bits; Slotted; 7, 8, 10, 12mm, Phillips - #3, #4, Pozi - #3, #4, Hex; 8, 10, 12, 14mm, TRX-Star*; T40, T45, T50, T55, Splines - M5, M6, M8, M10, 1/4" Hex Socket Bits; Slotted - 4, 5.5, 7mm, Phillips - #1, #2, Pozi - #1, #2, Hex - 3, 4, 5, 6mm, TRX-Star* - T8, T10, T15, T20, T25, T27, T30, Hex Keys; 1.5, 2, 2.5mm

Ratchet Wrenches

Gear 2 Gear

Gear-to-Gear ratchet head design is much stronger than traditional styles and offers up to 30% more torque.



All models feature removable EVA foam tray for alternative storage.

A NEW**DUAL
FINISH**

MM

3/4"
Sq Drive**Premier****A AK2583****15pc 3/4" Sq Drive 12-point WallDrive® Socket Set**

Manufactured from heat treated drop-forged Chrome Vanadium steel. Hardened and tempered with a dual satin chrome finish. WallDrive® sockets grip the flats of the fixing giving maximum torque transfer. Features pear-head flip reverse ratchet wrench with quick release. Includes sliding T-bar and extension bars. Supplied in heavy-duty storage case.

Contents: Standard Sockets; 19, 22, 24, 27, 30, 32, 36, 38, 41, 46, 50mm, 500mm 3/4" Sq Drive Quick Release Ratchet Wrench, Extension Bars; 100, 200mm, 450mm Sliding T-Bar

B NEW**DUAL
FINISH**

MM & IMP

3/4"
Sq Drive**Premier****B AK2584****26pc 3/4" Sq Drive 12-point WallDrive® Socket Set Metric/Imperial**

Manufactured from heat treated drop-forged Chrome Vanadium steel. Hardened and tempered with a dual satin chrome finish. WallDrive® sockets grip the flats of the fixing giving maximum torque transfer. Features pear-head flip reverse ratchet wrench with quick release. Includes sliding T-bar and extension bars. Supplied in heavy-duty storage case.

Contents: Standard Sockets; 22, 24, 27, 30, 32, 36, 38, 41, 46, 50mm; 7/8", 15/16", 1", 1-1/8", 1-3/16", 1-5/16", 1-3/8", 1-7/16", 1-5/8", 1-3/4", 1-7/8", 2", 500mm 3/4" Sq Drive Quick Release Ratchet Wrench, Extension Bars; 100, 200mm, 450mm Sliding T-Bar, Extension Bars; 100, 200mm, 450mm Sliding T-Bar

C3/4"
Sq Drive

MM

Premier**C AK2598****22pc 3/4" Sq Drive 12-point WallDrive® Socket Set**

Heat treated drop-forged Chrome Vanadium steel with chrome plating for corrosion resistance. WallDrive® sockets grip the flats of the fixing giving maximum torque transfer. Pear-head ratchet with flip reverse and quick release. Supplied in storage case.

Contents: Standard Sockets; 19, 21, 22, 23, 24, 26, 27, 29, 30, 32, 33, 35, 36, 38, 41, 46, 50mm, 3/4" Sq Reversible Ratchet Wrench 510mm, Extension Bars; 100, 150, 200mm, 460mm Sliding T-Bar

D3/4"
Sq Drive

MM & IMP

Premier**D AK2582****26pc 3/4" Sq Drive 12-point WallDrive® Socket Set - Metric/Imperial**

Manufactured from heat treated, drop-forged Chrome Vanadium steel with chrome plating for corrosion resistance. WallDrive® sockets grip the flats of the fixing giving maximum torque transfer. Supplied in heavy-duty impact resistant storage case.

Contents: Standard Sockets; 22, 24, 27, 30, 32, 36, 38, 41, 46, 50mm, 7/8", 15/16", 1", 1-1/8", 1-3/16", 1-5/16", 1-3/8", 1-7/16", 1-5/8", 1-3/4", 1-7/8", 2", 450mm 3/4" Sq Drive Reversible Ratchet, Extension Bars; 100, 200mm, Sliding T-Bar

C

A



3/4"
Sq Drive  **MM**

Premier

A AK2597
17pc 3/4" Sq Drive Socket Set

Manufactured from heat treated drop-forged Chrome Vanadium steel. Hardened and tempered with a chrome finish for corrosion resistance. WallDrive® sockets grip the flats of the fixing giving maximum torque transfer. Features extendable pear-head flip reverse ratchet wrench with quick release. Includes breaker bar, extension bars and universal joint. Supplied in heavy-duty metal storage case.

Contents: Standard Sockets; 19, 22, 24, 27, 30, 32, 34, 36, 38, 41, 46, 50mm, 3/4" Sq Drive 510-760mm Quick Release Extendable Ratchet Wrench, Extension Bars; 200, 405mm, 505mm Breaker Bar, Universal Joint

B



1"
Sq Drive  **MM**

Siegen

B S0768
21pc 1" Sq Drive Socket Set

Heat treated, drop-forged, Chrome Vanadium steel with fully polished chrome plating for corrosion resistance. WallDrive® sockets, ratchet wrench with twist-reverse, extension bars and sliding T-bar. Supplied in metal storage case.

Contents: Standard Sockets; 36, 38, 41, 46, 50, 54, 55, 58, 60, 63, 65, 67, 70, 71, 75, 77, 80mm, Extension Bars; 200, 400mm, Sliding T-Bar, 1" Sq Drive Ratchet Wrench

A



C



3/4"
Sq Drive  **MM & IMP**

Premier

C AK259/CRV
22pc 3/4" Sq Drive 12-point WallDrive® Socket Set Metric/Imperial

Manufactured from Chrome Vanadium steel. Heat treated WallDrive® sockets with high chrome finish. Ratchet features heavily knurled grip and twist-reverse mechanism. Supplied in metal storage case.

Contents: Standard Sockets; 22, 24, 26, 27, 29, 30, 32, 33, 36, 38, 41, 46, 50mm, 1-1/8", 1-3/8", 1-7/16", 1-3/4", 3/4" Sq Drive Reversible Ratchet Wrench, Sliding T-Bar, Extension Bars; 100, 150, 200mm

D



1"
Sq Drive  **MM**

Premier

D AK261
22pc 1" Sq Drive Socket Set

Manufactured from heat treated, drop-forged, Chrome Vanadium steel with chrome plating for corrosion resistance. WallDrive® sockets grip the flats of the fixing, giving maximum torque transfer. Flip reverse ratchet with quick release. Supplied in heavy-duty metal storage case.

Contents: Standard Sockets; 36, 38, 41, 46, 50, 54, 55, 58, 60, 63, 65, 67, 70, 71, 75, 77, 80mm, Extension Bars; 200, 400mm, Universal Handle, Sliding T-Bar Adaptor, 1" Sq Drive Quick Release Ratchet Wrench

D



A

1/4"
Sq Drive

MM



Premier

A AK7911

19pc Hybrid & Electric Vehicle Battery Tool Kit

Hardened and tempered Chrome Vanadium steel sockets, ratchet wrench, spanners and accessories. Chrome plated for resistance to corrosion. Sockets, ratchet wrench, spanners and bit holder fully insulated to IEC 60900 Category C standards to protect from electric shocks up to 1500V DC and 1000V AC. Ideal for use on hybrid and electric vehicles. Supplied in storage case.

Contents: 1/4" Sq Drive Ratchet Wrench, Sockets; 8, 10, 13mm, Spanners; 8, 10, 13mm, Bit Adaptor, Bits; Phillips; #1, #2, Hex; 4, 5, 6mm, TRX-Star*; T10, T15, T20, T25, T30, T40

C

1/2"
Sq Drive

MM



Premier

C AK7910

29pc Insulated Tool Kit

Hardened and tempered Chrome Vanadium steel sockets and accessories. Chrome plated for resistance to corrosion. Each component is fully insulated to IEC 60900 Category C standards to protect from electric shocks up to 1500V DC and 1000V AC. 1/2" Sq drive reversible ratchet, sockets, extensions, spanners, hex socket bits, screwdrivers, pliers, cable knife. Ideal for technicians working on modern hybrid and electrical vehicles (1500V DC safe live working). Also suitable for electricians and other trades (1000V AC safe live working). Supplied in storage case.

Contents: 1/2" Sq Drive Ratchet Wrench, 1/2" Sq Drive Sockets; 10, 11, 12, 13, 14, 17, 19mm, 1/2" Sq Drive Extensions; 125, 200mm, 1/2" Sq Drive Hex Socket Bits; 5, 6mm, Spanners; 10, 11, 12, 13, 14, 17, 19mm, Screwdrivers; Terminal 3 x 75mm, Slotted 4 x 75, 5 x 150, 8 x 150mm, Phillips #1 x 75, #2 x 100mm, 200mm Combination Pliers, 200mm Long Nose Pliers, 160mm Diagonal Cutting Pliers, Cable Knife

B NEW

TORQUES IN
BOTH DIRECTIONS

60-Tooth Available Sizes:

1/4"
Sq Drive3/8"
Sq Drive1/2"
Sq Drive

Premier



B SEE BELOW

Insulated Torque Wrenches

Chrome Vanadium steel reversible 60-tooth ratchet head. Impact resistant polycarbonate tubing combined with injection moulded nylon thermoplastic for total insulation. Torques in both directions. Calibration tolerance in accordance with BS EN ISO 6789:2017. Accuracy of $\pm 1\%$ at 21°C. Easy-to-read dual scale graduated in both Nm and lb.ft. Cold and heat resistant -40°C to $+70^{\circ}\text{C}$. Fully insulated to BS EN IEC 60900:2018 to protect from electric shocks up to 1500V DC and 1000V AC. Ideal for technicians working on modern hybrid and electrical vehicles (1500V DC safe live working). Also suitable for electricians and other trades (1000V AC safe live working). Includes test and calibration certificate.

Model No:	Drive:	Length:	Range:
STW806 NEW	1/4" Sq	285mm	2-12Nm (1.48-8.85lb.ft)
STW805	3/8" Sq	285mm	5-25Nm (4-18lb.ft)
STW803	3/8" Sq	350mm	12-60Nm (9-44lb.ft)
STW804	1/2" Sq	350mm	12-60Nm (9-44lb.ft)
STW807 NEW	1/2" Sq	370mm	20-100Nm (14.75-73.76lb.ft)

D

3/8"
Sq Drive

MM



Premier

D AK7945

27pc Insulated Tool Kit - VDE Approved

Manufactured from hardened and tempered Chrome Vanadium steel. Each tool is fully insulated to VDE and EN 60900 standards to protect from electric shocks up to 1500V DC and 1000V AC. Ideal for technicians working on modern hybrid and electrical vehicles (1500V DC safe live working). Also suitable for electricians and other trades (1000V AC safe live working). Supplied in storage case.

Contents: 200mm Combination Pliers, 160mm Diagonal Cutting Pliers, Open-End Spanners; 7, 8, 10, 12, 13, 14, 17, 19mm, Cable Knife, Screwdrivers; Slotted - 4 x 100, 5.5 x 125mm, Phillips - #1 x 100, #2 x 100mm, 3/8" Sq Drive Reversible Ratchet, 3/8" Sq Drive 100mm Extension Bar, 3/8" Sq Drive Sockets; 7, 8, 10, 12, 13, 14, 17, 19, 22mm, 3/8" Sq Drive T-Handle

A-B SEE BELOW

Insulated Socket Sets - VDE Approved

Hardened and tempered Chrome Vanadium steel sockets and accessories. Each component is fully insulated to VDE and EN 60900 standards to protect from electric shocks up to 1500V DC and 1000V AC. Sets includes flip reverse comfort grip ratchet wrench with push-button quick release and an extension bar. Ideal for technicians working on modern hybrid and electrical vehicles (1500V DC safe live working). Also suitable for electricians and other trades (1000V AC safe live working). Supplied in storage case.

A Model No: AK7942

Drive: 3/8" Sq

Contents: Sockets; 8, 10, 12, 13, 14, 17, 19mm, Comfort Grip Ratchet Wrench with Push-Button Quick Release, 100mm Extension Bar

B Model No: AK7943

Drive: 1/2" Sq

Contents: Sockets; 10, 12, 13, 14, 17, 19, 22, 24mm, Comfort Grip Ratchet Wrench with Push-Button Quick Release, 125mm Extension Bar



A



Premier



3/8"
Sq Drive

MM



8-19mm

B

1/2"
Sq Drive

MM



10-24mm



Premier



C

3/8"
Sq Drive

MM



45-Tooth



Premier



D

1/2"
Sq Drive

MM



45-Tooth



Premier



C-D SEE BELOW

Insulated Socket Sets - VDE Approved

Hardened and tempered Chrome Vanadium steel sockets and accessories. Chrome plated for resistance to corrosion. Each component is fully insulated to VDE and EN 60900 standards to protect from electric shocks up to 1500V DC and 1000V AC. Model No. AK7940 covers sizes from 8 to 22mm and Model No. AK7941 covers sizes from 10 to 32mm. Features 45-tooth flip reverse comfort grip ratchet wrench with push-button quick release, hex socket bits, locking extension bars and locking T-bar. Ideal for technicians working on modern hybrid and electrical vehicles (1500V DC safe live working). Also suitable for electricians and other trades (1000V AC safe live working). Supplied in storage case.

C Model No: AK7940

Drive: 3/8" Sq

Contents: Sockets; 8, 10, 12, 13, 14, 17, 19, 22mm, 45-Tooth Comfort Grip Ratchet Wrench with Push-Button Quick Release, Socket Bits (50mm); 4, 5, 6, 8mm, Locking Extension Bars; 150, 250mm, 200mm Locking T-Bar

D Model No: AK7941

Drive: 1/2" Sq

Contents: Sockets; 10, 11, 12, 13, 14, 17, 19, 22, 24, 27, 32mm, 45-Tooth Comfort Grip Ratchet Wrench with Push-Button Quick Release, Socket Bits (100mm); 4, 5, 6, 8, 10mm, Locking Extension Bars; 150, 250mm, 200mm Locking T-Bar

A

1/4" & 3/8"
Sq Drive

MM



Siegen

B

1/4" & 1/2"
Sq Drive

MM



Siegen

A S01215

70pc Tool Kit with Cantilever Toolbox

Comprehensive range of frequently used hand tools. 1/4" and 3/8" Sq drive reversible ratchet wrenches. Includes 1/4" and 3/8" Sq drive sockets, hex keys, combination spanners, screwdrivers, bit set and accessories. Tools feature soft grip handles for comfort and control. Supplied in a metal cantilever toolbox.

Contents: 1/4" Sq Drive Sockets; 4, 5, 5.5, 6, 7, 8, 9, 10, 11, 12, 13mm, 3/8" Sq Drive Sockets; 10, 11, 12, 13, 14, 15, 16, 17, 19mm, 3/8" Sq Drive Accessories; Quick Release Ratchet Wrench, 75mm Extension Bar, Universal Joint, Spinner Handle, 1/2" Sq Drive Accessories; Quick Release Ratchet Wrench, Universal Joint, Spinner Handle, Combination Spanners; 10, 12, 13, 15, 17, 19mm, Hex Keys; 1.5, 2, 2.5, 3, 4, 5, 6mm, 150mm Combination Pliers, 150mm Long Nose Pliers, 150mm Diagonal Cutters, Screwdrivers; Slotted - 6 x 100mm, Phillips - #2 x 100mm, Bit Driver, 1/4" Hex Bits; Slotted - 4, 5, 5.5, 6mm, Phillips - #0, #1, #2, #3, Pozi - #0, #1, #2, #3, Hex 3, 4, 5, 5.5, 6mm, TRX-Star* - T10, T15, T20, T25, T27, T30, T40

B S01216

86pc Tool Kit with Cantilever Toolbox

Comprehensive range of frequently used hand tools with 1/4" and 1/2" Sq drive reversible ratchet wrenches. Includes 1/4" and 1/2" Sq drive sockets, hex keys, combination spanners, screwdrivers, pliers, utility knife, measuring tape, bit set and accessories. Tools feature soft grip handles for comfort and control. Supplied in a metal cantilever toolbox.

Contents: Standard Sockets; 1/4" Sq Drive - 4, 4.5, 5, 5.5, 6, 7, 8, 9, 10, 11, 12, 13mm, 1/2" Sq Drive - 8, 9, 10, 11, 12, 13, 14, 15, 16, 17, 18, 19, 20, 21, 22, 23, 24, 27mm, Hex Bits; Slotted - 3, 4, 5, 6, 7mm, Phillips - #0, #1, #2, #3, #4, Pozi - #1, #2, Accessories; 1/4" Sq Drive Reversible Ratchet, 1/2" Sq Drive Universal Joint, 1/4" Sq Drive 75mm Extension Bar, 1/2" Sq Drive Sliding T-Bar, 1/2" Sq Drive Reversible Ratchet, 1/2" Sq Drive Extension Bars - 125, 250mm, 3m Measuring Tape, Utility Knife with 5 Blades, Ratchet Bit Holder, 19mm Hex Keys; 1.5, 2, 2.5, 3, 4, 5, 5.5, 6, 8, 10mm, Combination Spanners; 6, 8, 9, 10, 11, 12, 13, 14, 15, 17mm, Screwdrivers; Slotted - 5 x 75, 6 x 100, 8 x 150mm, Phillips - #1 x 75, #2 x 100mm, Pliers; 150mm Combination Pliers, 150mm Long Nose Pliers, 250mm Water Pump Pliers, 250mm Locking Pliers

C



Siegen

MM

1/4" & 1/2"
Sq Drive

C S01055

2 Drawer Portable Tool Chest with 90pc Tool Kit

Comprehensive range of frequently used hand tools. 1/4" and 1/2" Sq drive reversible ratchet wrenches. Includes 1/4" and 1/2" Sq drive sockets, hex keys, combination spanners, screwdrivers, bit set and accessories. Tools feature soft grip handles for comfort and control. Supplied in a metal toolbox with carry handle.

Contents: 1/4" Sq Drive Sockets; 4, 4.5, 5, 5.5, 6, 7, 8, 9, 10, 11, 12, 13mm, 1/4" Sq Drive Accessories; Quick Release Ratchet Wrench, 75mm Extension Bar, Universal Joint, Spinner Handle, 1/2" Sq Drive Sockets; 14, 15, 16, 17, 18, 19, 20, 21, 22, 24, 27, 30, 32mm, 1/2" Sq Drive Accessories; Quick Release Ratchet Wrench, 250mm Extension Bar, Spark Plug Sockets - 16, 21mm, Universal Joint, Combination Spanners; 6, 7, 8, 10, 11, 12, 13, 14, 15, 16, 17, 18, 19, 21, 22mm, Hex Keys; 1.5, 2, 2.5, 3, 4, 5, 6, 8, 10mm, 175mm Combination Pliers, 200mm Long Nose Pliers, 150mm Side Cutters, Screwdrivers; Slotted - 5 x 75, 6 x 100mm, Phillips - #1 x 75mm, #2 x 100, Bit Driver, 1/4" Hex Bits; Slotted - 3, 4, 5, 6mm, Phillips - #0, #1, #2, #3, Pozi - #0, #1, #2, #3, TRX-Star* - T15, T20, T25, T30, Hex - 3, 4, 5, 6mm, Square - #0, #1, #2, #3

C





72-Tooth

A S01220
73pc Tool Kit

Siegen


Includes a selection of screwdrivers with satin finish Chrome Vanadium steel shafts and soft grip handles for comfort and control. Electrical screwdrivers insulated for use up to 1000V. Microtip screwdrivers with spinner tops enabling fingertip control. Reversible 72-tooth ratchet bit driver for use with an assortment of bits, flexible extension and Chrome Vanadium steel WallDrive® sockets. Combination pliers and long nose pliers. Tape measure, insulating tape and mains tester also included. Supplied in storage case.

Contents: Screwdrivers; Slotted - 5 x 75, 6.5 x 100, 8 x 150mm, Phillips - #1 x 75, #2 x 100mm, Insulated Screwdrivers; Slotted - 3 x 100, 4 x 100, 5.5 x 125mm, Phillips - #1 x 80, #2 x 100mm, Microtip Screwdrivers; Slotted - 2.5 x 50, 3 x 50mm, Phillips - #00 x 50, #0 x 50mm, Bits; Slotted - 3-8mm, Phillips - #1 (x2), #2 (x2), #3 (x2), Pozi - #1 (x2), #2 (x2), #3 (x2), TRX-Star* - T10, T15, T20, T25, T27, T30, T40, Hex - 3-6mm, Square - S1, S2, S3, 1/4" Sq Drive Adaptor, Sockets; 5-13mm, 3/16", 1/4", 9/32", 5/16", 11/32", 3/8", 7/16", 15/32", 1/2", 50mm Bit Extension, Combination Pliers, Long Nose Pliers, Reversible Ratchet Driver, Mains Tester, 3m Measuring Tape, Insulating Tape, 230mm Flexible Shaft

C S01224
101pc Tool Kit with Cordless Drill

Comprehensive tool kit containing cordless 18V drill with battery and charger. Kit also includes screwdrivers, pliers, wire stripper/cutter, claw hammer, hacksaw, measuring tape, utility knife, hex keys, sockets, PVC tape, spirit level, torch, masonry and wood drill bits, digital voltage tester, bits, screws and accessories. Tools feature soft grip handles for comfort and control. Supplied in storage case.

Contents: 18V Cordless Drill, 150mm Long Nose Pliers, 150mm Wire Stripper, 12oz Claw Hammer, 1/4" Sq Drive Sockets; 5, 6, 7, 8, 9, 10, 11, 12, 13mm, Hex Keys; 1.5, 2, 2.5, 3, 3.5, 4, 5, 6mm, Measuring Tape 3M, Knife, Hand Saw, PVC Electrical Tape, 1/4" Hex Bits; Slotted - 4, 5, 6mm, Phillips - #1, #2, Pozi - #1, #2, TRX-Star - T15, T20, Screwdrivers; Slotted - 6 x 100mm, Phillips - #2 x 100mm, Precision Screwdrivers; Slotted - 3 x 75mm, Phillips - #0 x 75mm, Digital Voltage Tester, Bit Driver, 50mm Bit Holder, 50mm Socket Adaptor, 48 Assorted Screws, Spirit Level, HSS Drill Bits; 4, 5, 6mm, Masonry Drill Bits; 4, 5.5, 6mm, Mini Torch



B S01222
24pc Tool Kit

Siegen

Kit includes slotted and Pozi screwdrivers with Chrome Vanadium steel shafts and soft grip handles. Combination pliers, long nose pliers and water pump pliers with soft grip handles. 8oz Claw hammer with fibreglass shaft. Junior hacksaw, universal shears and retractable snap-off knife. Ball-end hex key set and adjustable wrench. Mains tester, tape measure and insulating tape also included. Supplied in storage case.

Contents: Screwdrivers; Slotted - 4 x 100, 6 x 125mm, Pozi - #1 x 75, #2 x 100, 150mm Combination Pliers, 150mm Long Nose Pliers, 200mm Water Pump Pliers, 8oz Claw Hammer, Junior Hacksaw, Universal Shears, Retractable Knife, Ball-End Hex Keys - 1.5, 2, 2.5, 3, 4, 5, 6, 8, 10mm, Adjustable Wrench, Mains Tester, 3m Measuring Tape, Insulating Tape



Siegen

LIFETIME
GUARANTEE*

All Premier and Siegen Hand Tools are covered by a no-quibble lifetime guarantee* against manufacturing defects. See www.sealey.co.uk for full details.

A

3/8"
Sq Drive

MM

MIRROR
FINISH

Siegen

A S01213 84pc Tool Kit

Comprehensive range of frequently used hand tools with 3/8" Sq drive reversible ratchet wrench. Includes 3/8" Sq drive sockets, hex keys, combination spanners, screwdrivers, pliers, hammer, mini hacksaw, bit driver, bits and accessories. Tools feature soft grip handles for comfort and control. Supplied in a storage case.

Contents: 3/8" Sq Drive; Reversible Ratchet, Universal Joint, 75mm Extension Bar, 3/8" Sq Drive Sockets; 6-19mm, Screwdrivers; Slotted - 4 x 100, 5.5 x 100, 6.5 x 100mm, Phillips - #1 x 75, #2 x 100mm, 10 x 75mm Screwdriver Bit Holder, Precision Screwdriver Set; Slotted - 1.5, 2, 2.5, 3mm, Phillips - #0, #00, Combination Spanners; 8-19mm, Ball-End Hex Keys; 1.5-10mm, 160mm Combination Pliers, 160mm Long Nose Pliers, 160mm Side Cutters, 250mm Water Pump Pliers, Knife, 12oz Claw Hammer, 3m Measuring Tape, 150mm Mini Hacksaw, Hex Drive Bits; Phillips - #1 (x2), #2 (x2), #3 (x2), Pozi - #1 (x2), #2 (x2), #3 (x2), TRX-Star* - T15, T20 (x2), T25, T27, T30, T35, T40, Slotted - 3-7mm, Hex - 2-6.5mm, 60mm Bit Adaptor

C

1/4" & 1/2"
Sq Drive

MM

MIRROR
FINISH

Siegen

B

1/4" & 1/2"
Sq Drive

MM

MIRROR
FINISH

Siegen

B S01214 135pc Mechanic's Tool Kit

Comprehensive range of frequently used hand tools with 1/4" and 1/2" Sq drive reversible ratchet wrenches. Includes 1/4", 3/8" and 1/2" Sq drive sockets, hex keys, combination spanners, screwdrivers, pliers, utility knife, bit set and accessories. Tools feature soft grip handles for comfort and control. Supplied in a storage case.

Contents: 1/4" & 1/2" Sq Drive Reversible Ratchet, 1/2"-3/8" Sq Drive Male Adaptor, Standard 1/4" Sq Drive Sockets; 4-14mm, 1/4" Sq Drive TRX-Star* Female Sockets; E4-E8, 1/4" Sq Drive Extension Bars; 50, 100mm, 3/8" Sq Drive TRX-Star* Female Sockets; E10-E18, Standard 1/2" Sq Drive Sockets; 15-32mm, 1/2" Sq Drive TRX-Star* Female Sockets; E20-E24, 1/2" Sq Drive Extension Bars; 125, 250mm, 16mm Spark Plug Socket, Spinner Handle, 3-Way Adaptors; 3/8" Female x 1/2" Male, 3/8" Female x 1/4" Male, Universal Joints; 1/4" x 1/2" Sq Drive, Power Extension Bars; 1/4", 3/8", 1/2" Sq Drive, Screwdrivers; Slotted - 6.5 x 38, 5.5 x 75, 6 x 100mm, Phillips - #2 x 38, #1 x 75, #2 x 100mm, Combination Spanners; 10-19mm, 8mm Bits; Hex - 4-12mm, Spline - M5-M12, TRX-Star* - T20-T55, Ball-End Hex Keys; 1.5-10mm, 30pc 1/4" Sq Drive Bit Set; Slotted - 3, 4, 5, 6mm, Phillips - #0 (x2), #1 (x2), #2 (x2), #3 (x2), Pozi - #0 (x2), #1 (x3), #2 (x3), #3 (x2), TRX-Star* - T10, T15, T20, T25, T30, T40, Screwdriver Bit Holder, 1/4" x 1/4" Bit Holder, 1/2" x 8mm Bit Holder, Long Nose Pliers, Side Cutters, Combination Pliers, Water Pump Pliers, Pocket Knife, 60mm Bit Adaptor

C S01217 90pc Electrician's Tool Kit

Comprehensive range of frequently used hand tools. Manufactured from hardened and tempered Chrome Vanadium steel. All screwdrivers and pliers are VDE approved. Includes 1/4" and 1/2" Sq drive sockets, hex keys, spanners, screwdrivers, mains tester, pliers, tape measure, ball pein hammer, scissors, bits and accessories. Supplied in storage case.

Contents: 1/4" Sq Drive Sockets; 4-13mm, 1/4" Sq Drive Accessories; Quick Release Ratchet Wrench, Extension Bars - 50, 100mm, Universal Joint, 1/4" Sliding T-Bar, Spinner Handle, 1/4" Sq Drive to 1/4" Hex Adaptor, 1/2" Sq Drive Sockets; 14-32mm, 1/2" Sq Drive Accessories; Quick Release Ratchet Wrench, Extension Bars - 125, 250mm, Universal Joint, Spark Plug Sockets; 16, 21mm, 3/8"(F) x 1/2"(M) 3-Way Adaptor, Hex Keys; 1.5- 10mm, Combination Wrenches; 8-17mm, 12oz Ball Pein Hammer, 5m Measuring Tape, Scissors, 1/4" Hex Bits; Slotted - 4-7mm, Phillips - #0, #1, #2, #3, Pozi - #0, #1, #2, #3, TRX-Star* - T10-T25, Hex - 3-6mm, VDE Approved Screwdrivers; Slotted - 3 x 75, 4 x 100, 5.5 x 125mm, Phillips - #0 x 60, #1 x 80, #2 x 100mm, VDE Approved Electrical Tester, VDE Approved Pliers - 150mm Wire Stripping Pliers, 160mm Diagonal Cutters, 170mm Combination Pliers, 200mm Long Nose Pliers, 250mm Water Pump Pliers

A-C SEE BELOW

Socket Sets

Professional socket sets manufactured from hardened and heat treated Chrome Vanadium steel. Fully polished with a mirror finish. Covers sizes from 4 to 32mm. Supplied in storage case.



A S01211
171pc 1/4", 3/8" & 1/2" Sq Drive Socket Set

Contents: 1/4" Sq Drive Standard Sockets; 4-14mm, 1/4" Sq Drive Deep Sockets; 4-10mm, 1/4" Sq Drive Female TRX-Star* Sockets; E4-E8, 1/4" Sq Drive Socket Bits; Slotted - 4-7mm, Phillips - #0, #1, #2, Pozi - #0, #1, #2, TRX-Star* - T8-30, Security TRX-Star* - T8H-T30H, Hex - 3, 4, 5, 6mm, 1/4" Sq Drive Extension Bars; 50, 100mm, 1/4" Sq Drive Ratchet Wrench, 3/8" Sq Drive Standard Sockets; 10-19mm, 3/8" Sq Drive Deep Sockets; 10-15mm, 3/8" Sq Drive 18mm Spark Plug Socket, 3/8" Sq Drive Female TRX-Star* Sockets; E10-E18, 150mm 3/8" Sq Drive Extension Bar, 3/8" Sq Drive Ratchet Wrench, 1/2" Sq Drive Standard Sockets; 10-32mm, 1/2" Sq Drive Deep Sockets; 16-22mm, 1/2" Sq Drive Female TRX-Star* Sockets; E20, E24, 1/2" Sq Drive Spark Plug Sockets 16, 21mm, 1/2" Sq Drive Extension Bars; 125, 250mm, 1/2" Sq Drive Ratchet Wrench, 1/4", 3/8", 1/2" Sq Drive Accessories, 1/4" Hex Bits; Slotted - 6-8, 8-10 (x2), 10-12mm, Phillips - #0, #1, #2, #3, Pozi - #0, #1, #2, #3, TRX-Star* - T10-T30, Square - S1-S3, 8mm Hex Bits; Slotted - 8-12mm, Phillips - #3, #4, Pozi - #3, #4, TRX-Star* - T40-T50, Security TRX-Star* - T40H-T50H, Hex - 7-14mm, 10mm Hex Bits; TRX-Star* - T55-T70, Security TRX-Star* - T55H-T70H, Spinner Handle, 1/4" Sq Drive Sliding T-Bar, Hex Keys; 1.27-5mm, 1/4", 3/8", 1/2" Sq Drive Universal Joints, Hex Adaptors, T-Bar Adaptor

C S01210
94pc 1/4" & 1/2" Sq Drive Socket Set

Contents: 1/4" Sq Drive Standard Sockets; 4-14mm, 1/4" Sq Drive Deep Sockets; 6-13mm, 1/4" Sq Drive Socket Bits; T8-T30, Phillips - #1, #2, Pozi - #1, #2, Slotted - 4-7mm, Hex - 3-6mm, 1/4" Sq Drive Extension Bars; 50, 100mm, 1/4" Drive Flexible Extension, 1/4" Sq Drive Ratchet Wrench, 1/2" Sq Drive Standard Sockets; 10-32mm, 1/2" Sq Drive Deep Sockets; 14-19mm, 8mm Hex Bits; TRX-Star* - T40-T55, Phillips - #3, #4, Pozi - #3, #4, Slotted - 8-12mm, Hex - 8-14mm, 1/2" Sq Drive Spark Plug Sockets; 16, 21mm, 1/2" Sq Drive Extension Bars; 125, 250mm, 1/2" Sq Drive Ratchet Wrench, 1/4" & 1/2" Sq Drive Universal Joints, 1/4" Sq Drive Spinner Handle, 1/4" Sq Drive Sliding T-Bar, 1/2" Sq Drive T-Bar Adaptor, 8mm Hex Bit Adaptor, Hex Keys; 1.5-2.5mm



B S01212
219pc 1/4", 3/8" & 1/2" Sq Drive Socket Set

Contents: 1/4" Sq Drive Standard Sockets; 4-14mm, 1/4" Sq Drive Deep Sockets; 4-10mm, 1/4" Sq Drive Female TRX-Star* Sockets; E4-E8, 1/4" Sq Drive Socket Bits, 1/4" Sq Drive Extension Bars; 50, 100mm, 1/4" Sq Drive Ratchet Wrench, 3/8" Sq Drive Standard Sockets; 10-19mm, 3/8" Sq Drive Deep Sockets; 10-15mm, 3/8" Sq Drive Spark Plug Socket, 3/8" Sq Drive Female TRX-Star* Sockets; E8-E16, 3/8" Sq Drive Extension Bar, 3/8" Sq Drive Ratchet Wrench, 1/2" Sq Drive Standard Sockets; 10-32mm, 1/2" Sq Drive Deep Sockets; 16-22mm, 1/2" Sq Drive Female TRX-Star* Sockets; E18 - E24, 1/2" Sq Drive TRX-Star* Socket Bits; T55, T60, 1/2" Sq Drive Spark Plug Sockets, 1/2" Sq Drive Extension Bars; 125, 250mm, 1/2" Sq Drive Ratchet Wrench, Combination Spanners; 8-19mm, 1/4", 3/8", 1/2" Sq Drive Accessories; Spinner Handle, Bit Driver, Universal Joints, Bit Holders, Hex Keys; 1.27-5mm, 1/4" Sq Drive Sliding T-Bar, 1/2" Sq Drive T-Bar Adaptor, 8mm Hex Bits; Slotted - 6-8, Phillips; #3, #4, Pozi; #3, #4, TRX-Star*; T25, T27 (x2), T30 (x2), T35 (x2), T40 (x3), T45 (x2), T50 (x2), Hex; 5.5, 6 (x2), 7, 8, Spline; M5, 6, 8, 10, 1/4" Hex Bits; Slotted; 4, 5, 5.5, Phillips; #1, #2, Pozi - #1, #2, TRX-Star*; T8-T25, Security TRX-Star*; T8H, T10H (x2), T15H, T20H (x3), T25H (x2), T40H, Hex; 3-6, Security Hex; 3-6, Spline; M5-M8, Tri-Wing; #1, #2, #3, Torq; #6, #8, #10, Square; S1, S2



A

3/8", 1/2" &
1/2" Sq Drive

MM

SATIN
FINISH

A AK7955EU

172pc 1/4", 3/8" & 1/2" Sq Drive Socket Set

Premier

Deluxe professional socket set with hardened and heat treated Chrome Vanadium steel sockets. Fully polished satin finish. Covers sizes from 4 to 32mm. Includes comfort grip ratchet wrenches, spark plug sockets, extension bars, female TRX-Star* sockets, socket bits, hex keys, bits, spinner handle and accessories. Supplied in storage case

Contents: 1/4" Sq Drive Standard Sockets; 4-14mm, 1/4" Sq Drive Deep Sockets; 4-10mm, 1/4" Sq Drive Female TRX-Star* Sockets; E4-E8, 1/4" Sq Drive Socket Bits, 1/4" Sq Drive Extension Bars; 50, 100mm, 1/4" Sq Drive Ratchet Wrench, 3/8" Sq Drive Standard Sockets; 10-19mm, 3/8" Sq Drive Deep Sockets; 10-15mm, 3/8" Sq Drive Spark Plug Socket, 3/8" Sq Drive Female TRX-Star* Sockets; E10-E18, 3/8" Sq Drive Extension Bar, 3/8" Sq Drive Ratchet Wrench, 1/2" Sq Drive Standard Sockets; 10-32mm, 1/2" Sq Drive Deep Sockets; 16-22mm, 1/2" Sq Drive Female TRX-Star* Sockets; E20, E24, 1/2" Sq Drive Spark Plug Sockets, 1/2" Sq Drive Extension Bars; 125, 250mm, 1/2" Sq Drive Ratchet Wrench, 1/4", 3/8" & 1/2" Sq Drive Accessories, 6mm Hex Bits; 8mm Hex Bits; Spinner Handle, Hex Keys; 1.27-5mm

C

1/4" & 1/2"
Sq Drive

90-Tooth



B NEW

3/8", 1/2" &
1/2" Sq Drive

Premier

B AK7981

172pc 1/4", 3/8" & 1/2" Sq Drive Socket Set WallDrive®

Deluxe professional socket set with hardened and heat-treated Chrome Vanadium steel sockets. Fully polished with a mirror finish. Covers sizes from 4 to 32mm. Includes comfort grip ratchet wrenches, chrome plated spark plug sockets, extension bars, female TRX-Star* sockets, socket bits, hex keys, bits, spinner handle, sliding T-Bar, hex adaptors and accessories. Supplied in storage case.

Contents: Standard Sockets; 1/4" Sq Drive; 4-14mm, 3/8" Sq Drive; 10-19mm, 1/2" Sq Drive; 10-32mm, Deep Sockets; 1/4" Sq Drive - 4-10mm, 3/8" Sq Drive; 10-15mm, 1/2" Sq Drive; 16-22mm, Female TRX-Star* Sockets; 1/4" Sq Drive; E4-E8, 3/8" Sq Drive; E10-E18, 1/2" Sq Drive; E20, E24, Socket Bits; 1/4" Sq Drive; Slotted - 4-7mm, Phillips - #0, #1, #2, Pozi - #0, #1, #2, TRX-Star* - T8-T30, Security TRX-Star*; T8H-T30H, Hex - 3-6mm, 1/4" Hex Bits; TRX-Star* - T5-T7, Security TRX-Star* - T7H, Security TRX-TS* - TS10H-TS45H, Spline - M5-M8, Ribe - M5-M9, 8mm Hex Bits; Slotted - 8-12mm, Phillips - #3, #4, Pozi - #3, #4, TRX-Star* - T40-T70, Security TRX-Star* - T40H-T70H, Hex - 7-4mm, Hex Keys; 1.27-5mm, Accessories; 1/4" Sq Drive: Extension Bars - 50, 100mm; 1/2" Sq Drive Extension Bars: 125, 250mm; 3/8" Sq Drive Female - 1/2" Sq Drive Male Adaptor; 1/4" Sq Drive 72-Tooth Gear-to-Gear Ratchet Wrench, 3/8" Sq Drive 72-Tooth Gear-to-Gear Ratchet Wrench, 1/2" Sq Drive 72-Tooth Gear-to-Gear Ratchet Wrench, 3/8" Sq Drive 125mm Extension Bar; 3/8" Sq Drive 18mm Spark Plug Socket, 1/2" Sq Drive Spark Plug Sockets: 16, 21mm; 1/4", 3/8" & 1/2" Sq Drive Universal Joints; 1/4" Sq Drive Sliding T-Bar; 1/4" Sq Drive Spinner Handle; 3/8", 1/2" Sq Drive 8mm Hex Adaptors; 1/4" Bit Coupler

C AK7400

100pc Mechanic's Tool Kit

Comprehensive range of frequently used hand tools for professional mechanics and serious DIY experts with 1/4" and 1/2" Sq drive 90-tooth offset comfort grip ratchet wrenches. Includes 1/4" and 1/2" Sq drive sockets, spark plug sockets, extension bars, spanners, screwdrivers, ball pein hammer, pliers, bits and accessories. Supplied in storage case.

Contents: Standard Sockets; 1/4" Sq Drive: 4-13, 1/2" Sq Drive: 10-32mm, Deep Sockets; 1/4" Sq Drive - 9-13mm, 6mm Drive Bits; Slotted - 4-7mm, Phillips - #1, #2, #3, Hex - 3-6mm, TRX Star* - T15-T30, Accessories; 1/4", 1/2" Sq Drive Ratchets, 10" Water Pump Pliers, Wire Cutters, 12oz Ball Pein Hammer, 7" Combination Pliers, Terminals (x26), Circuit Tester, Hex Keys; 1.5-2.5mm, Combination Spanners; 8-19mm, Screwdrivers; Slotted; 5 x 38mm, 6mm x 100mm, Phillips; #1 x 38mm, #2 x 100mm, Pozi - #2 x 150mm

A NEW

3/8", 1/2" & 1/2" Sq Drive

MM



Premier



B NEW

3/8", 1/2" & 1/2" Sq Drive

MM



Premier



A AK7982

216pc 1/4", 3/8" & 1/2" Sq Drive Socket Set WallDrive®

Deluxe professional socket set with hardened and heat-treated Chrome Vanadium steel sockets. Fully polished with a mirror finish. Covers sizes from 4 to 32mm. Includes comfort grip ratchet wrenches, chrome plated spark plug sockets, extension bars, female TRX-Star* sockets, socket bits, combination spanners, hex keys, bits, magnetic bit driver, spinner handle and accessories. Supplied in storage case.

Contents: Standard Sockets: 1/4" Sq Drive; 4-14mm, 3/8" Sq Drive; 10-19mm, 1/2" Sq Drive; 13-32mm, Deep Sockets: 1/4" Sq Drive; 4-10mm, 3/8" Sq Drive; 10-15mm, 1/2" Sq Drive; 16-22mm, Female TRX-Star* Sockets: 1/4" Sq Drive; E4-E8, 3/8" Sq Drive; E10-E18, 1/2" Sq Drive; E20-E24, Socket Bits: 1/4" Sq Drive; Slotted - 4-7mm, Phillips - #0, #1, #2, Pozi - #0, #1, #2, TRX-Star* - T8-T30, Security TRX-Star*; T8H-T30H, Hex - 3-6mm, 1/2" Sq Drive; Hex - 14mm, TRX-Star* - T70, Extension Bars: 1/4" Sq Drive; 50, 100mm, 1/2" Sq Drive; 125, 250mm, 3/8" Sq Drive; 125mm, Hex Bits: 1/4" Hex Bits; TRX-Star* - T8-T30, Hex - 3-6mm, Spline - XZN4-XZN8, Pozi - #1, #2, #3, Phillips - #1, #2, #3, Slotted - 3-7mm; Square - S1, S2, S3, Security Hex 3-6mm, Security TRX-Star* - T8H-T30H, 8mm Hex Bits; Slotted - 8, 10, 12mm, Phillips - #2, #3, #4, Pozi - #2, #3, #4, TRX-Star* - T40-T60, Security TRX-Star* - T40H, T45H, T50H (x2), T55H, T60H, Hex - 7-12mm, Spline - M10, M12, Ribe - M10-M13, Combination Spanners: 8-19mm, Hex Keys: 1.27-5mm, Ratchet Wrenches: 1/4", 3/8", 1/2" Sq Drive 72-Tooth, Accessories: 1/4" Sq Drive Magnetic Bit Driver, 1/4" Sq Drive Bit Coupler, 1/4" Sq Drive Sliding T-Bar, 1/4" Sq Drive Spinner Handle, Adaptors: 8mm; 1/2" Sq Drive Hex Adaptor, 3/8" Sq Drive Hex Adaptor, 1/4" Sq Drive Hex Adaptor; 3/8" Sq Drive Female - 1/2" Sq Drive Male 3-Way Adaptor, Universal Joint Sockets: 1/4" Sq Drive, 3/8" Sq Drive, 1/2" Sq Drive, Spark Plug Sockets: 1/2" Sq Drive; 16, 21mm, 3/8" Sq Drive; 18mm



B-C SEE BELOW

144pc Mechanic's Tool Kits

Comprehensive range of frequently used hand tools. Includes 1/4", 3/8" and 1/2" Sq drive sockets, hex keys, spanners, screwdrivers, pliers, bits and accessories. Supplied in storage case.

Contents: Standard Sockets; 1/4" Sq Drive; 4-14mm, 1/2" Sq Drive; 15-32mm, Female TRX-Star* Sockets; 1/4" Sq Drive; E4-E8, 3/8" Sq Drive; E10-E18, 1/2" Sq Drive; E20-E24, 1/4" Hex Bits; Slotted, Phillips, Pozi, TRX-Star*, Security TRX-Star*, Hex, 10mm Hex Bits; TRX-Star*, Hex, Spline, 1/2" Sq Drive 16mm Spark Plug Socket, 1/4" and 1/2" Sq Drive Offset 72-Tooth Ratchet Wrenches, 1/4", 3/8" & 1/2" Sq Drive Accessories, Combination Spanners; 10-19mm, Hex Keys; 1.5-10mm, Folding Imperial Hex Key Set; 5/64" - 1/4", Screwdrivers; Phillips & Slotted, Pliers; Combination, Long Nose, Water Pump, Side Cutters.

Model No: **B AK7980HV** Colour: Hi-Vis Green
C AK7980 Colour: Red

C


3/8", 1/2" & 1/2" Sq Drive

MM



Premier



**A-C SEE BELOW****Socket Retaining Rails with Clips**


Durable composite sliding socket rails. Size printed directly on each individual socket clip for easy selection. Drilled rails allow wall mounting or cabinet fixing.

Model No:	Length:	Drive:	Socket Size/Capacity:
A AK1412	300mm	1/4" Sq	4-13mm/12
B AK3812	300mm	3/8" Sq	8-19mm/12
C AK1217	460mm	1/2" Sq	8-24mm/17

**F-H SEE BELOW****Socket Retaining Rails with 14 Clips**

Tidy storage for loose sockets. Carry rail to the job or mount onto wall or toolbox. Handle marked with drive size. Supplied with 14 socket clips.

Model No:	Length:	Drive:
F AK1414	420mm	1/4" Sq
G AK3814	420mm	3/8" Sq
H AK1214	420mm	1/2" Sq

**D-E SEE BELOW****9pc Storage Organizer Sets**

A wide range of Composite and TPR storage solutions to help maintain an organized toolbox or workstation. Securely holds spanners, sockets, screwdrivers, pliers and small parts for easy identification.


Model No:	Colour:
D TSK01	Red
E TSK01HV	Hi-Vis Green

Contents: 15pc Spanner Rack, 15pc Reverse Spanner Rack, 3/8" Sq Drive Socket Rail (6-19mm), Screwdriver Rack (x2), Pliers Rack, Drawer Dividers (x2), Parts Tray

**I AK270****3pc Socket Retaining Rail Set**

Rails each fitted with 16 adjustable socket clips. Drilled rails allow wall mounting or cabinet fixing.

Contents:	1/4", 3/8", 1/2" Sq (1 of each)
Length:	410mm




A AK27095

10pc Magnetic Socket Insert Set

Magnetic socket inserts for use in standard or deep sockets. Simply push into sockets to retain fasteners during installation or removal. Ideal for use in areas where access is limited.

Sizes: 10, 11, 12, 13, 14, 15, 16, 17, 18, 19mm



B-D SEE BELOW

Socket Retaining Rails with 16 Clips - Hi-Vis Green

Aluminium socket rails with hi-vis green nylon clips. Holds up to 16 sockets.

Model No:	Length:	Drive:	Socket Capacity
B AK27052HV	440mm	1/4" Sq	16
C AK27053HV	440mm	3/8" Sq	16
D AK27054HV	440mm	1/2" Sq	16




E SPT01HV

Tool & Parts Organiser - Hi-Vis Green

Tool and parts organiser tray ideal for storing personal items (e.g. keys, mobile phones etc.), additional tools or small components.

Tray Size (W x D x H): 405 x 280 x 40mm




F-H SEE BELOW

Magnetic Socket Retaining Rails with Clips

Anodised aluminium socket rails with nylon clips. Strong magnet with protective covering attaches to any ferrous surface. Includes Metric/Imperial sizing labels.

Model No:	Length:	Drive:	Socket Capacity
F AK27082	305mm	1/4" Sq	13
G AK27083	305mm	3/8" Sq	12
H AK27084	305mm	1/2" Sq	10




I-K SEE BELOW

Magnetic Socket Holders


Durable, high-impact ABS socket holders with strong magnetic backing. Ideal for use in tool chest drawers or can be attached to any ferrous surface. Allows you to maintain a tidy workstation with sockets always to hand. Accommodates both standard and deep sockets (except Model No. AK27087 which only accommodates standard).

Model No:	Size (W x D x H):	Drive:	Type:	Socket Capacity
I AK27085	235 x 55 x 35mm	1/4" Sq	Standard/Deep	26
J AK27086	360 x 85 x 34mm	3/8" Sq	Standard/Deep	30
K AK27087	360 x 85 x 34mm	1/2" Sq	Standard	19

**A-C SEE BELOW****Socket Holders**


Allows you to maintain a tidy workstation with sockets always to hand. Accommodates both standard and deep sockets.

Model No:	Length:	Drive:	Capacity:	Socket Sizes:
A SH1414	230mm	1/4" Sq	28	4, 4.5, 5, 5.5, 6, 7, 8, 9, 10, 11, 12, 13, 14, 15mm
B SH3815	332mm	3/8" Sq	30	6, 7, 8, 9, 10, 11, 12, 13, 14, 15, 16, 17, 18, 19, 20mm
C SH1217	515mm	1/2" Sq	34	10, 11, 12, 13, 14, 15, 16, 17, 18, 19, 20, 21, 22, 23, 24, 25, 27mm

**D-F SEE BELOW****Socket Holders - Hi-Vis Green**


Allows you to maintain a tidy workstation with sockets always to hand. Accommodates both standard and deep sockets.

Model No:	Length:	Drive:	Capacity:	Socket Sizes:
D SH1414HV	230mm	1/4" Sq	28	4, 4.5, 5, 5.5, 6, 7, 8, 9, 10, 11, 12, 13, 14, 15mm
E SH3815HV	332mm	3/8" Sq	30	6, 7, 8, 9, 10, 11, 12, 13, 14, 15, 16, 17, 18, 19, 21mm
F SH1217HV	515mm	1/2" Sq	34	10, 11, 12, 13, 14, 15, 16, 17, 18, 19, 20, 21, 22, 23, 24, 25, 27mm

**G-I SEE BELOW****Socket Holders**

Allows you to maintain a tidy workstation with sockets always to hand. Accommodates both standard and deep sockets.

Model No:	Length:	Drive:	Capacity:	Socket Sizes:
G SH1411	230mm	1/4" Sq	26	1/8", 5/32, 3/16", 7/32", 1/4", 9/32", 5/16", 11/32", 3/8", 7/16", 1/2", 9/16", 5/8"
H SH3813	337mm	3/8" Sq	26	1/4", 5/16", 3/8", 7/16", 1/2", 9/16", 5/8", 11/16", 3/4", 13/16", 7/8", 15/16", 1"
I SH1214	458mm	1/2" Sq	28	3/8", 7/16", 1/2", 9/16", 5/8", 11/16", 3/4", 13/16", 7/8", 15/16", 1", 1-1/16", 1-1/8", 1-1/4"



A-C SEE BELOW

Aluminium Socket Retaining Rails

Anodised aluminium socket rails with nylon clips. Can hold up to 14 sockets.

Model No:	Length:	Drive:	Socket Capacity:
A SR1414	220mm	1/4" Sq	14
B SR3814	305mm	3/8" Sq	14
C SR1214	430mm	1/2" Sq	14




D AK272

1/4", 3/8" & 1/2" Sq Drive Socket Rail Tray

Steel tray comprising of five 430mm rails and clips suitable for retaining 1/4", 3/8" and 1/2" Sq drive sockets. Also includes two 10-piece power bit holders. Tray features carry handles and hanging holes for workshop storage.

Drive:	1/4", 3/8", 1/2" Sq
Socket Capacity:	90
Tray Size:	490 x 210mm




E AK27051HV

1/4", 3/8" & 1/2" Sq Drive Socket Rail Tray - Hi-Vis Green

Steel panel comprising of four composite 430mm rails and clips suitable for retaining 1/4", 3/8" and 1/2" Sq drive sockets. Fitted with carry handle.

Drive:	1/4", 3/8", 1/2" Sq
Socket Capacity:	80 (20 per Rail)
Tray Size:	440 x 150mm



F AK271

1/4", 3/8" & 1/2" Sq Drive Socket Rail Tray - Red

Steel panel comprising of four 430mm rails and clips suitable for retaining 1/4", 3/8" and 1/2" Sq drive sockets. Fitted with carry handle.

Drive:	1/4", 3/8", 1/2" Sq
Socket Capacity:	80 (20 per Rail)
Tray Size:	430 x 157mm



G AK271B

1/4", 3/8" & 1/2" Sq Drive Socket Rail Tray - Black

Steel panel comprising of four 430mm rails and clips suitable for retaining 1/4", 3/8" and 1/2" Sq drive sockets. Fitted with carry handle.

Drive:	1/4", 3/8", 1/2" Sq
Socket Capacity:	80 (20 per Rail)
Tray Size:	430 x 157mm



Magnetic
Ø150mm



H



I




H-I SEE BELOW

Ø150mm Magnetic Collectors

ABS Plastic collectors with Ø80mm magnet in non-marking cover. Suitable for storing nuts, bolts, screws, washers and other small parts during disassembly/assembly. Attaches to any ferrous surface and is ideal for use on toolboxes.

Model No:	Size:	Colour:
H AK2319	Ø150mm	Red
I AK2319B	Ø150mm	Black

A

Siegen1/4"
Sq Drive

A S0718

3pc 1/4" Sq Drive Extension Bar Set

Chrome Vanadium steel shafts with mirror finish. Spring-ball socket retainers.

Drive:	1/4" Sq
Lengths:	50, 100, 150mm

B

Premier1/4"
Sq Drive

B AK6330

3pc 1/4" Sq Drive Extension Bar Set

Forged Chrome Vanadium steel shafts, heat treated and chrome plated with mirror finish. Deep knurling on shafts allow extra grip when spinning off fixings. Spring-ball socket retainers.

Drive:	1/4" Sq
Lengths:	100, 150, 225mm

C

Premier1/4"
Sq Drive

C AK6331

5pc 1/4" Sq Drive Extension Bar Set

Forged Chrome Vanadium steel shafts, heat treated and chrome plated with mirror finish. Deep knurling on shafts allow extra grip when spinning off fixings. Spring-ball socket retainers.

Drive:	1/4" Sq
Lengths:	50, 75, 100, 150, 225mm

D

Premier1/4"
Sq Drive

D AK766

5pc 1/4" Sq Drive Wobble Extension Bar Set

Forged Chrome Vanadium steel shafts, heat treated and chrome plated with mirror finish. Cut-away tips allow sockets to be driven with shaft offset of 10°. Deep knurling on shafts allow extra grip when spinning off fixings. Spring-ball socket retainers.

Drive:	1/4" Sq
Lengths:	50, 75, 100, 150, 225mm

E

Premier3/8"
Sq Drive

E SEE BELOW

3/8" Sq Drive Extension Bars

Forged Chrome Vanadium steel shafts, heat treated and chrome plated with mirror finish. Spring-ball socket retainer.

Model No:	Drive:	Length:
S38E75	3/8" Sq	75mm
S38E150	3/8" Sq	150mm
S38E200	3/8" Sq	200mm

F

Siegen3/8"
Sq Drive

F S0719

3pc 3/8" Sq Drive Extension Bar Set

Chrome Vanadium steel shafts with mirror finish. Spring-ball socket retainers.

Drive:	3/8" Sq
Lengths:	75, 125, 150mm

G

Premier3/8"
Sq Drive

G AK6340

3pc 3/8" Sq Drive Extension Bar Set

Forged Chrome Vanadium steel shafts, heat treated and chrome plated with mirror finish. Deep knurling on shafts allow extra grip when spinning off fixings. Spring-ball socket retainers.

Drive:	3/8" Sq
Lengths:	75, 150, 225mm

H

Premier3/8"
Sq Drive

H AK6341

5pc 3/8" Sq Drive Extension Bar Set

Forged Chrome Vanadium steel shafts, heat treated and chrome plated with mirror finish. Deep knurling on shafts allow extra grip when spinning off fixings. Spring-ball socket retainers. Supplied in storage tray.

Drive:	3/8" Sq
Lengths:	38, 75, 150, 250, 450mm

I

Premier3/8"
Sq Drive

I AK763

3pc 3/8" Sq Drive Wobble/Rigid Extension Bar Set

Forged Chrome Vanadium steel shafts, heat treated and chrome plated with mirror finish. Cut-away tips allow sockets to be driven with shaft offset of up to 10°. Deep knurling on shafts allow extra grip when spinning off fixings. Spring-ball socket retainers.

Drive:	3/8" Sq
Lengths:	75, 150, 200mm



A AK767
5pc 3/8\"/>

Forged Chrome Vanadium steel shafts, heat treated and chrome plated with mirror finish. Cut-away tips allow sockets to be driven with shaft offset of 10°. Deep knurling on shafts allow extra grip when spinning off fixings. Spring-ball socket retainers. Supplied in storage tray.

Drive:	3/8\"/>
Lengths:	38, 75, 150, 250, 450mm



B-C SEE BELOW
3pc Wobble/Rigid Extension Bar Sets - Black Series

Heat treated and hardened Chrome Vanadium steel shafts. Fully polished black chrome finish with machined and lacquered heads. Cut-away tips allow sockets to be driven with shaft off set of up to 10°. Deep knurling on shafts allow extra grip when spinning off fixings. Spring-ball socket retainers.

Model No:	Drive:	Lengths:
B AK7691	3/8\"/>	
C AK7692	1/2\"/>	



D AK7690
6pc 3/8\"/>

Manufactured from heat treated and hardened Chrome Vanadium steel with a fully polished finish. Extension bars feature cut-away tips allowing sockets to be driven with shaft offset of up to 10° and deep knurling on shafts for extra grip when spinning off fixings. Spring-ball socket retainers.

Drive:	3/8\"/>
Contents:	Extension Bars; 75, 125, 250mm, Adaptors; 3/8\"/>



E SEE BELOW
1/2\"/>

Forged Chrome Vanadium steel shafts, heat treated and chrome plated with mirror finish. Spring-ball socket retainer. Model No. AK6374 features deep knurling on the shaft allowing extra grip when spinning off fixings.

Model No	Drive:	Length:
S12E75	1/2\"/>	
S12E150	1/2\"/>	
S12E200	1/2\"/>	
AK6374	1/2\"/>	



F S0720
3pc 1/2\"/>

Chrome Vanadium steel shafts with mirror finish. Spring-ball socket retainers.

Drive:	1/2\"/>
Lengths:	75, 150, 250mm



G AK6350
3pc 1/2\"/>

Forged Chrome Vanadium steel shafts, heat treated and chrome plated with mirror finish. Deep knurling on shafts allow extra grip when spinning off fixings. Spring-ball socket retainers.

Drive:	1/2\"/>
Lengths:	75, 150, 225mm



H AK6351
5pc 1/2\"/>

Forged Chrome Vanadium steel shafts, heat treated and chrome plated with mirror finish. Deep knurling on shafts allow extra grip when spinning off fixings. Spring-ball socket retainers.

Drive:	1/2\"/>
Lengths:	50, 125, 250, 375, 500mm



I AK764
3pc 1/2\"/>

Forged Chrome Vanadium steel shafts, heat treated and chrome plated with mirror finish. Cut-away tips allow sockets to be driven with shaft offset of up to 10°. Deep knurling on shafts allow extra grip when spinning off fixings. Spring-ball socket retainers.

Drive:	1/2\"/>
Lengths:	75, 150, 200mm

A

Premier

1/2"
Sq Drive

A AK768

5pc 1/2" Sq Drive Wobble Extension Bar Set

Forged Chrome Vanadium steel shafts, heat treated and chrome plated with mirror finish. Cut-away tips allow sockets to be driven with shaft offset of 10°. Deep knurling on shafts allows extra grip when spinning off fixings. Spring-ball socket retainers. Supplied in storage tray.

Drive:	1/2" Sq
Lengths:	50, 125, 250, 375, 500mm

B

Premier

1/4", 3/8" & 1/2" Sq Drive



B AK770

7pc 1/4", 3/8" & 1/2" Sq Drive Wobble/Rigid Extension Bar Set

Forged Chrome Vanadium steel shafts, heat treated and chrome plated with mirror finish. Dual feature allows off-centre driving of sockets at up to 10° from centre axis or at 0°. Supplied in storage tray.

Drive:	Lengths:
1/4" Sq	100, 150mm
3/8" Sq	75, 150, 250mm
1/2" Sq	125, 250mm

C

Premier

3/4"
Sq Drive

C SEE BELOW

3/4" Sq Drive Extension Bars

Forged Chrome Vanadium steel extension. Hardened, tempered and chrome plated for corrosion resistance. Fitted with spring-ball socket retainer.

Model No	Drive:	Length:
S34/E150	3/4" Sq	150mm
S34/E200	3/4" Sq	200mm
S34/E400	3/4" Sq	400mm

D

Premier

1/4", 3/8" & 1/2" Sq Drive




D AK4929

3pc Power Tool Socket Adaptor Set

Manufactured from hardened and tempered Chrome Vanadium steel with 1/4" hexagon shanks. Ideal for use with all electric/air drills. Suitable for repetitive applications which require 1/4", 3/8" or 1/2" Sq drive sockets. Features spring-ball socket retainers.

Contents:	Drive/Length; 1/4" Sq/65mm, 3/8" Sq/65mm, 1/2" Sq/75mm
-----------	--



E

1/4" & 3/8"
Sq Drive

E SEE BELOW

2pc Flexible Extension Adaptor Sets

High quality Chrome Vanadium steel ends with tough flexible spring shafts. For use where a traditional solid extension bar will not fit. Suitable for all hand ratchet applications.

Model No	Drive x Length:
AK7341	1/4" Sq x 150mm 3/8" Sq x 200mm
AK7342	1/4" Sq x 254mm 3/8" Sq x 305mm

F

1/2"
Sq Drive


F AK6378

250mm 1/2" Sq Drive Locking Sliding T-Bar

Chrome Vanadium locking T-bar with polished chrome finish. Positive locking ball retains socket or extension until push-off release button is pressed.

Drive:	1/2" Sq
Length:	250mm

G

3/4"
Sq Drive

G S34/TB

500mm 3/4" Sq Drive Sliding T-Bar

Manufactured from heat treated drop-forged Chrome Vanadium steel with chrome plating for corrosion resistance. Spring-ball socket retainer.

Drive:	3/4" Sq
Length:	500mm



A-B SEE BELOW
Speed Braces

Drop-forged, Chrome Vanadium steel speed braces. Hardened and tempered with a chrome plated, fully polished mirror finish. 360° Handle with deep knurling allows extra grip when spinning off fixings.

Model No	Drive:	Length:
A AK5694	3/8" Sq	380mm
B AK5695	1/2" Sq	415mm



C-D SEE BELOW
Universal Joints

Hardened and tempered Chrome Vanadium steel with a fully polished mirror finish. Screw type universal joints. Fitted with spring-ball socket retainer

Model No:	Drive:
C S38UJ	3/8" Sq
D S12UJ	1/2" Sq



E AK27371
3pc Universal Joint Set

Manufactured from hardened and tempered Chrome Vanadium steel with a fully polished mirror finish. Three universal joints with a spring-ball socket retainer. Unique design allows for smooth rotation and high torque.

Contents: 1/4", 3/8", 1/2" Sq Drive



F AK2737
7pc Universal Joint & Socket Adaptor Set

Manufactured from hardened and tempered Chrome Vanadium steel with a fully polished finish. Comprising four socket adaptors and three universal joints each with a spring-ball socket retainer. Supplied in storage case.

Contents: Universal Joints; 1/4" Sq Drive, 3/8" Sq Drive, 1/2" Sq Drive, Socket Adaptors; 3/8"(F) x 1/4"(M), 1/4"(F) x 3/8"(M), 1/2"(F) x 3/8"(M), 3/8"(F) x 1/2"(M) Sq Drive



G-I SEE BELOW
Socket Adaptors

Forged Chrome Vanadium steel adaptors. Heat treated and chrome plated for corrosion resistance. Fitted with spring-ball socket retainer.

Model No:	Female (Drive):	Male:
G S38F-14M	3/8" Sq	1/4" Sq
H S38F-12M	3/8" Sq	1/2" Sq
I S12F-38M	1/2" Sq	3/8" Sq



J AK2736
6pc Socket Adaptor Set

6-Piece Chrome Vanadium steel socket adaptor set. Hardened, tempered and chrome plated with spring-ball socket retainer. Supplied in storage case.

Contents: 3/8"(F) x 1/4"(M), 1/4"(F) x 3/8"(M), 1/2"(F) x 3/8"(M), 3/8"(F) x 1/2"(M), 3/4"(F) x 1/2"(M), 1/2"(F) x 3/4"(M) Sq Drive




K AK5900B
8pc Impact Socket Adaptor Set

Comprehensive set of impact adaptors for use on all types of impact tools. Manufactured from drop-forged Chrome Vanadium steel with phosphate finish for added corrosion resistance. Supplied in storage case.

Contents: 1/4"(F) x 3/8"(M), 3/8"(F) x 1/4"(M), 3/8"(F) x 1/2"(M), 1/2"(F) x 3/8"(M), 1/2"(F) x 3/4"(M), 3/4"(F) x 1/2"(M), 3/4"(F) x 1"(M), 1"(F) x 3/4"(M) Sq Drive



A



Available Sizes:

3/8" Sq Drive	1/2" Sq Drive
------------------	------------------

A SEE BELOW

Micrometer Torque Wrenches

Heat treated steel ratchet heads. Fully hardened and tempered. Chrome plated for corrosion resistance. Micrometer type torque range adjustment. Flip reverse ratchet mechanism. Supplied in storage case.

Model No:	Drive:	Length:	Range:
S0455	3/8" Sq	365mm	19-110Nm(14-81lb.ft)
S0456	1/2" Sq	440mm	42-210Nm(31-155lb.ft)

C



Available Sizes:

3/8" Sq Drive	1/2" Sq Drive	3/4" Sq Drive
------------------	------------------	------------------

C SEE BELOW

Calibrated Micrometer Torque Wrenches

Heat treated steel ratchet heads. Fully hardened and tempered. Chrome plated for corrosion resistance. Calibration tolerance in accordance with BS EN ISO 6789:1:2017. Every wrench is tested and supplied with an individually numbered test certificate. Micrometer type torque range adjustment with scale graduated in both Nm and lb.ft. Flip reverse ratchet mechanism. Supplied in storage case.

Model No:	Drive:	Length:	Range:
AK623	3/8" Sq	275mm	20-110Nm(15-81lb.ft)
AK624	1/2" Sq	465mm	27-204Nm(20-150lb.ft)
AK628	3/4" Sq	660mm	68-407Nm(50-300lb.ft)

E



Available Sizes:

1/4" Sq Drive	3/8" Sq Drive	1/2" Sq Drive	3/4" Sq Drive
------------------	------------------	------------------	------------------

E SEE BELOW

Calibrated Micrometer Torque Wrenches

Chrome Vanadium steel ratchet heads with smooth action mechanism. Calibration tolerance in accordance with BS EN ISO 6789:1:2017. Scales graduated in both Nm and lb.in/lb.ft. Wrenches are individually tested to standards with $\pm 4\%$ accuracy and each wrench is issued with an individually numbered test certificate. Supplied in storage case.

Model No:	Drive:	Length:	Range:
STW101	1/4" Sq	275mm	5-25Nm(44-221lb.in)
STW1012	3/8" Sq	275mm	2-24Nm(1.47-17.70lb.ft)
STW1011	3/8" Sq	370mm	7-112Nm(5-83lb.ft)
STW102	1/2" Sq	460mm	40-210Nm(30-155lb.ft)
STW103	3/4" Sq	650mm	70-420Nm(52-310lb.ft)

B



Available Sizes:

3/8" Sq Drive	1/2" Sq Drive	3/4" Sq Drive
------------------	------------------	------------------

B SEE BELOW

Micrometer Torque Wrenches

Heat treated steel ratchet heads. Fully hardened and tempered. Chrome plated for corrosion resistance. Calibration tolerance in accordance with BS EN ISO 6789-1:2017. Micrometer type torque range adjustment with scale graduated in both Nm and lb.ft. Flip reverse ratchet mechanism. Supplied in storage case.

Model No:	Drive:	Length:	Range:
AK223	3/8" Sq	275mm	27-108Nm(20-80lb.ft)
AK224	1/2" Sq	465mm	27-204Nm(20-150lb.ft)
AK228	3/4" Sq	660mm	68-407Nm(50-300lb.ft)

D



Available Sizes:

3/8" Sq Drive	1/2" Sq Drive
------------------	------------------

D SEE BELOW

Calibrated Micrometer Torque Wrenches - Black Series

Heat treated steel ratchet heads. Fully hardened and tempered. Electrodeposition finish for corrosion resistance. Calibration tolerance in accordance with BS EN ISO 6789-1:2017. Every wrench is tested and supplied with an individually numbered test certificate. Micrometer type torque range adjustment with scale graduated in both Nm and lb.ft. Flip reverse ratchet mechanism. Supplied in storage case.

Model No:	Drive:	Length:	Range:
AK623B	3/8" Sq	365mm	7-112Nm(5-83lb.ft)
AK624B	1/2" Sq	465mm	27-204Nm(20-150lb.ft)

A-E




Supplied in heavy-duty storage cases.

D



A



1/4"
Sq Drive

Premier

A STW901

1/4" Sq Drive Micrometer Torque Wrench 5-25Nm

Flip reverse Chrome Vanadium steel ratchet head with smooth action mechanism. Scale graduated in Nm and lb.ft. Calibration tolerance in accordance with BS EN ISO 6789-1:2017. Wrenches are individually tested to standards with ±4% accuracy and each wrench is issued with an individually numbered test certificate. Aluminium knurled handle for comfort and control. Supplied in EVA tray.

Drive:	1/4" Sq Drive
Length:	245mm
Range:	5-25Nm(3.7-18.5lb.ft)

C



1/2"
Sq Drive

Premier

C SEE BELOW

1/2" Sq Drive Micrometer Torque Wrenches

Flip reverse Chrome Vanadium steel ratchet heads with smooth action mechanism. Scale graduated both Nm and lb.ft. Calibration tolerance in accordance with BS EN ISO 6789-1:2017. Wrenches are individually tested to standards with ±4% accuracy and each wrench is issued with an individually numbered test certificate. Aluminium knurled handle for comfort grip and control. Supplied in an EVA tray.

Model No	Drive:	Length:	Range:
STW904	1/2" Sq	520mm	40-220Nm(29.5-162.4lb.ft)
STW905	1/2" Sq	575mm	60-330Nm(44.3-243.5lb.ft)

E

NEW

Premier

3/8", 1/2" & 1/2" Sq Drive



E STW900SET


3pc Micrometer Style Torque Wrench Set

Flip reverse Chrome Vanadium steel ratchet head with smooth action mechanism. Scales graduated in both Nm and lb.ft. Calibration tolerance in accordance with BS EN ISO 6789-1:2017. Wrenches are individually tested to standards with ±4% accuracy and each wrench is issued with an individually numbered test certificate. Aluminium knurled handle for comfort and control. Supplied in an EVA tray.

Drive:	1/4", 3/8" & 1/2" Sq Drive
Lengths:	245, 420, 520mm
Ranges:	1/4" Sq Drive 5-25Nm, 3/8" Sq Drive 20-120Nm, 1/2" Sq Drive 40-220Nm

3/8"
Sq Drive

B



Premier

B SEE BELOW

3/8" Sq Drive Micrometer Torque Wrenches

Flip reverse Chrome Vanadium steel ratchet heads with smooth action mechanism. Scale graduated in both Nm and lb.ft. Calibration tolerance in accordance with BS EN ISO 6789-1:2017. Wrenches are individually tested to standards with ±4% accuracy and each wrench is issued with an individually numbered test certificate. Aluminium knurled handle for comfort and control. Supplied in an EVA tray.

Model No	Drive:	Length:	Range:
STW902	3/8" Sq	245mm	5-25Nm (3.7-18.5lb.ft)
STW903	3/8" Sq	420mm	20-120Nm (14.8-88.6lb.ft)



A-C Supplied in an EVA Tray.

D



3/4"
Sq Drive

Premier

D SEE BELOW

3/4" Sq Drive Micrometer Torque Wrenches

Flip reverse Chrome Vanadium steel ratchet heads with smooth action mechanism. Scale graduated both Nm and lb.ft. Calibration tolerance in accordance with BS EN ISO 6789-1:2017. Wrenches are individually tested to standards with ±4% accuracy and each wrench is issued with an individually numbered test certificate. Aluminium knurled handle for comfort grip and control. Supplied in storage case.

Model No	Drive:	Length:	Range:
STW906	3/4" Sq	1050mm	100-600Nm(73.8-442.8lb.ft)
STW907	3/4" Sq	1210mm	160-800Nm(118.1-590.4lb.ft)

A NEW**1/2"**
Sq Drive**Premier****A STW400****1/2" Sq Drive Torque Wrench Micrometer Style 40-210Nm**

Flip reverse Chrome Vanadium steel ratchet head with smooth action mechanism. Scale graduated in Nm and lb.ft. Calibration tolerance in accordance with BS EN ISO 6789-1:2017. Wrenches are individually tested to standards with $\pm 4\%$ accuracy and each wrench is issued with an individually numbered test certificate. Aluminium knurled handle for comfort and control. Supplied in storage case.

Drive:	1/2" Sq
Length:	430mm
Range:	40-210Nm (29.5-155lb.ft)

B**TORQUES IN BOTH DIRECTIONS****Push-Through Drive Available Sizes:****3/8"**
Sq Drive**1/2"**
Sq Drive**Premier****B SEE BELOW****Micrometer Torque Wrenches - Push-Through Drive**

Chrome Vanadium steel ratchet heads with flip reverse action. Large composite handle grips with unique mechanism which locks adjustment in place once torque figure is selected. Calibration tolerance in accordance with BS EN ISO 6789:2017. Scales graduated in both Nm and lb.ft. Wrenches are individually tested for $\pm 4\%$ accuracy and each wrench is issued with an individually numbered test certificate. Supplied in storage case.

Model No:	Drive:	Length:	Range (Both Directions):
STW200	3/8" Sq	405mm	10-110Nm (10-80lb.ft)
STW201	1/2" Sq	490mm	40-210Nm (30-150lb.ft)

C NEW**Push-Through Drive 3/4"**
Sq Drive**Premier****C STW501****3/4" Sq Drive Breakback Torque Wrench 300-1000Nm**

Scales graduated in both lb.ft and Nm giving accurate results to $\pm 4\%$. Calibration tolerance in accordance with BS EN ISO 6789:2017. Every wrench is tested and supplied with an individually numbered test certificate. Breakback design significantly reduces the risk of over torquing. Ratchet head features push-through drive to allow torquing either clockwise or anticlockwise. Comfortable soft grip handle. Supplied with additional tool to drive the external nut at base of grip clockwise/anti-clockwise for easy torque adjustment/setting. Supplied in storage case.

Drive:	3/4" Sq
Length:	1550mm
Range:	300-1000Nm (200-750lb.ft)

C**D****Push-Through Drive 3/4"**
Sq Drive**Premier****D STW601****3/4" Sq Drive Push-Through Drive Micrometer Torque Wrench 237-983Nm**

Manufactured from Chrome Vanadium steel. Hardened and tempered with a chrome plated polished finish. Ratchet head features flip reverse action and push-through drive to allow torquing either clockwise or anticlockwise. Comfort grip with easy-to-use torque adjustment, locks when required setting is selected. Calibration tolerance in accordance with BS EN ISO 6789:2017. Suitable for commercial and industrial applications. Scales graduated in both lb.ft and Nm. Individually tested for $\pm 4\%$ accuracy and issued with an individually numbered calibration certificate. Supplied in storage case with padlock.

Drive:	3/4" Sq
Length:	1225mm
Range:	237-983Nm (150-750lb.ft)

A

Available Sizes:

- 1/4" Sq Drive
- 3/8" Sq Drive
- 1/2" Sq Drive
- 3/4" Sq Drive



A SEE RIGHT

Calibrated Micrometer Torque Wrenches

Manufactured from hardened and tempered Chrome Vanadium steel with a polished satin finish. Smooth action ratchet heads with flip reverse. Easy-to-use torque adjustment, locks when required setting is selected. Calibration tolerance in accordance with BS EN ISO 6789:1:2017. Scales graduated in both Nm and lb.ft. Wrenches are individually tested to standards with ±4% accuracy and each wrench is issued with an individually numbered test certificate. Supplied in storage case.

Model No:	Drive:	Length:	Range:
STW701	1/4" Sq	340mm	4-20Nm(2.9-14.8lb.ft)
STW702	3/8" Sq	440mm	20-100Nm(14.8-73.8lb.ft)
STW703	1/2" Sq	610mm	40-200Nm(29.5-148lb.ft)
STW704	1/2" Sq	610mm	60-340Nm(44-250lb.ft)
STW706	3/4" Sq	1230mm	150-800Nm(111-590lb.ft)
STW707	3/4" Sq	1230mm	200-1000Nm(147.51-737.56lb.ft)

B NEW

60-Tooth Available Sizes:

- 1/4" Sq Drive
- 3/8" Sq Drive
- 1/2" Sq Drive

TORQUES IN BOTH DIRECTIONS



B SEE BELOW

Insulated Torque Wrenches

Chrome Vanadium steel reversible 60-tooth ratchet head. Impact resistant polycarbonate tubing combined with injection moulded nylon thermoplastic for total insulation. Torques in both directions. Calibration tolerance in accordance with BS EN ISO 6789:2017. Accuracy of ±1% at 21°C. Easy-to-read dual scale graduated in both Nm and lb.ft. Cold and heat resistant -40°C to +70°C. Fully insulated to BS EN IEC 60900:2018 to protect from electric shocks up to 1500V DC and 1000V AC. Ideal for technicians working on modern hybrid and electrical vehicles (1500V DC safe live working). Also suitable for electricians and other trades (1000V AC safe live working). Includes test and calibration certificate.

Model No:	Drive:	Length:	Range:
STW806 NEW	1/4" Sq	285mm	2-12Nm(1.48-8.85lb.ft)
STW805	3/8" Sq	285mm	5-25Nm(4-18lb.ft)
STW803	3/8" Sq	350mm	12-60Nm(9-44lb.ft)
STW804	1/2" Sq	350mm	12-60Nm(9-44lb.ft)
STW807 NEW	1/2" Sq	370mm	20-100Nm(14.75-73.76lb.ft)



TORQUE WRENCH CALIBRATION

Our specialist QC torque calibration equipment gives us the facility to check or re-calibrate torque wrenches that have lost accuracy during normal workshop use. Contact our technical helpline for further information on 01284 757505 and quote the Model Number for the relevant torque wrench.

Model No:	Torque Wrench Type:
CAL14	1/4" Sq Drive
CAL38	3/8" Sq Drive
CAL12	1/2" Sq Drive
CAL34	3/4" Sq Drive
CALDIGITAL	All Digital Wrenches
CALADAPTOR	All Digital Adaptors

A



1/2"
Sq Drive
40-200Nm

Premier

A STW290**1/2" Sq Drive Digital Torque Adaptor 40-200Nm**

Designed for use with a standard ratchet or breaker bar. Ideal for work around the engine bay and the tightening of wheel nuts to factory specifications. Large LCD display with LED/audible alarm indicating achieved and target torque levels. Selectable readings in Nm, lb.ft, lb.in, kgf.cm or kgf.m and accurate to $\pm 2\%$ of stated capacity. Memory stores up to 50 readings and features auto-shut-off after 80 seconds. Supplied with certificate and storage case.

Drive:	1/2" Sq
Length:	75mm
Range:	40-200Nm(29.5-147.5lb.ft, 354-1770lb.in, 4.1-20.4kgf.m, 407.9-2039.4kgf.cm)
Battery:	2 x AAA (supplied)

B



3/4"
Sq Drive
200-1000Nm

Premier

B STW292**3/4" Sq Drive Digital Torque Adaptor 200-1000Nm**

Designed for use with a standard ratchet or breaker bar. Ideal for work around the engine bay and the tightening of wheel nuts to factory specifications. Large LCD display with LED/audible alarm indicating achieved and target torque levels. Selectable readings in Nm, lb.ft or kgf.m and accurate to $\pm 2\%$ of stated capacity. Memory stores up to 50 readings and features auto-shut-off after 80 seconds. Supplied with certificate and storage case.

Drive:	3/4" Sq
Length:	110mm
Range:	200-1000Nm(147.5-737.5lb.ft, 20.38-101.90kgf.m)
Battery:	2 x AA (supplied)

C



1/2"
Sq Drive
20-200Nm

TORQUES IN
BOTH DIRECTIONS

Premier

C STW291**1/2" Sq Drive Digital Torque Adaptor with Angle Function 20-200Nm**

Designed for use with a standard ratchet or breaker bar. Ideal for work around the engine bay and the tightening of wheel nuts to factory specifications. Large LCD display with LED/audible alarm indicating achieved and target torque levels. Selectable readings in Nm, lb.ft, lb.in or kgf.m. Accurate to $\pm 2\%$ of stated capacity and operates in either direction. Features angle mode, eliminating the need for angle gauges and protractors providing an accurate and fast way to measure torque plus angle tightening sequences. Will also accumulate angle measurement when multiple turns are required, ideal for use where access is restricted. Includes auto-shut-off. Supplied with test certificate and storage case.

Drive:	1/2" Sq
Length:	100mm
Range:	20-200Nm(14.7-147.5lb.ft, 354-1770lb.in, 2.04-20.4kgf.m)
Angle Range:	360°
Battery:	2 x CR2032 (supplied)

D



1/4"
Hex Drive

0.05-5Nm

TORQUES IN
BOTH DIRECTIONS

Premier

D STS103**1/4" Hex Drive Digital Torque Screwdriver 0.05-5Nm**

Suitable for automotive, workshop and factory use. LCD read-out with LED, audible alarm and vibration indicating achieved and target torque levels. Preset track, peak or desired torque levels using simple push-button menu. Clockwise and anticlockwise operation. Selectable read-out in Nm or lb.ft. Accurate to $\pm 1\%$ of stated capacity. Textured, contoured handle for added grip and comfort. Supplied with test certificate.

Drive:	1/4" Hex
Length:	155mm
Range:	0.05-5Nm
Battery:	2 x AAA (supplied)

E

0-20Nm



TORQUES IN
BOTH DIRECTIONS

1/4"
Hex Drive

Premier

E STS104**1/4" Hex Torque Screwdriver Digital 0-20Nm**

Suitable for automotive, workshop and factory use. LCD read-out with LED, audible alarm and vibration indicating achieved and target torque levels. Preset track, peak or desired torque levels using simple push-button menu. Clockwise and anticlockwise operation. Selectable read-out in Nm or lb.ft. Accurate to $\pm 1\%$ of stated capacity. Textured, T-handle for added grip and comfort. Supplied with test certificate.

Drive:	1/4" Hex
Length:	170mm
Range:	0-20Nm
Battery:	2 x AAA (supplied)

F



2-10Nm

1/4"
Sq Drive

Premier

F STS100**34pc 1/4" Sq Drive Torque Screwdriver Set 2-10Nm**

Ideal for automotive based applications including replacement of airbag, crash sensor and inertia reel fixtures. Robust construction with easy-to-read window for precise torque setting. Includes popular size bits and adaptor. Textured, contoured handle for added grip and comfort. Supplied in storage case.

Drive:	1/4" Sq
Length:	240mm
Range:	2-10Nm

Contents: Bits; Slotted - 3, 4, 5, 6, 7mm, Phillips - #0, #1(x2), #2(x3), #3(x2), Pozi - #1(x2), #2(x3), #3(x2), TRX-Star* - T10, T15, T20, T25, T30, T40, Hex - 2, 2.5, 3, 4, 5, 6mm, 1/4" Sq Drive Torque Driver, 1/4" Sq x 1/4" Hex Adaptor.

A-B Premier



TORQUES IN BOTH DIRECTIONS

3/8" Sq Drive

72-Tooth




2-24Nm
or
8-85Nm

A-B SEE BELOW

3/8" Sq Drive Digital Torque Wrenches

Rugged and resilient digital torque wrenches suitable for workshop and factory use. LCD read-out with LED, audible alarm and vibration indicating achieved and target torque levels. Selectable track or peak modes and up to five user preset memories available. Read-outs in Nm, lb.in, lb.ft or kgf.m. Reversible Chrome Vanadium 72-tooth ratchet allows torque reading in either direction. Accurate to $\pm 2\%$ of wrench's stated capacity. Supplied with test certificate and storage case.

	A	B
Model No	STW307	STW308
Drive:	3/8" Sq	3/8" Sq
Length:	335mm	335mm
Range:	2-24Nm (1.4-17.7lb.ft, 17.7-212.4lb.in, 0.2-2.4kgf.m)	8-85Nm (5.9-62.7lb.ft, 70.8-752.3lb.in, 0.8-8.7kgf.m)
Battery:	2 x AAA (supplied)	2 x AAA (supplied)

E Premier



TORQUES IN BOTH DIRECTIONS

1/2" Sq Drive



Angle Function

20-200Nm

72-Tooth

Flexi-Head

E STW309

1/2" Sq Drive Flexi-Head Digital Torque Wrench with Angle Function 20-200Nm

Rugged and resilient digital torque wrench suitable for workshop and factory use. LCD read-out with LED, audible alarm and vibration indicating achieved and target torque levels. 180° Flexi-head for increased access in hard-to-reach applications. Features angle mode, eliminating the need for angle gauges and protractors providing an accurate and fast way to measure torque plus angle tightening sequences. Will also accumulate angle measurement when multiple turns are required, ideal for use where access is limited. Selectable track or peak modes and up to five user preset memories available. Read-outs in Nm, lb.in, lb.ft, kgf.m or degrees. Reversible Chrome Vanadium 72-tooth ratchet allows torque reading in either direction. Accurate to $\pm 2\%$ of wrench's stated capacity. Supplied with test certificate and storage case.

Drive:	1/2" Sq
Length:	610mm
Range:	20-200Nm (14.7-147.5lb.ft, 176.5-1770lb.in, 2-20.4kgf.m)
Angle Range:	360°
Battery:	4 x AAA (supplied)

C Premier



TORQUES IN BOTH DIRECTIONS

1/2" Sq Drive

Angle Function

20-200Nm

72-Tooth

D Premier Black



C-D SEE BELOW

1/2" Sq Drive Digital Torque Wrenches with Angle Function 20-200Nm

Rugged and resilient digital torque wrenches suitable for workshop and factory use. LCD read-out with LED, vibration and audible alarms to indicate achieved and target torque levels. Features angle mode, eliminating the need for angle gauges and protractors providing an accurate and fast way to measure torque plus angle tightening sequences. Will also accumulate angle measurement when multiple turns are required, ideal for use where access is limited. Selectable track or peak modes and up to five user preset memories available. Read-outs in Nm, lb.in, lb.ft, kgf.m or degrees. Reversible Chrome Vanadium 72-tooth ratchet allows torque reading in either direction. Accurate to $\pm 2\%$ of stated capacity. Supplied with test certificate and storage case.

	C	D
Model No	STW306	STW306B
Brand:	Premier	Premier Black
Drive:	1/2" Sq	1/2" Sq
Length:	610mm	610mm
Range:	20-200Nm (14.7-147.5lb.ft, 176.5-1770lb.in, 2-20.4kgf.m)	20-200Nm (14.7-147.5lb.ft, 176.5-1770lb.in, 2-20.4kgf.m)
Angle Range:	360°	360°
Battery:	4 x AAA (supplied)	4 x AAA (supplied)

F NEW Premier



TORQUES IN BOTH DIRECTIONS

1/2" Sq Drive

Angle Function

30-340Nm

72-Tooth

Flexi-Head



F STW310

1/2" Sq Drive Digital Torque Wrench with Angle Function 30-340Nm

Rugged and resilient digital torque wrench suitable for workshop and factory use. LCD read-out with LED, vibration and audible alarms to indicate achieved and target torque levels. Features angle mode, eliminating the need for angle gauges and protractors providing an accurate and fast way to measure torque plus angle tightening sequences. Will also accumulate angle measurement when multiple turns are required, ideal for use where access is limited. Selectable track or peak modes and up to five user preset memories available. Read-outs in Nm, lb.in, lb.ft, kgf.m or degrees. Reversible Chrome Vanadium 72-tooth ratchet allows torque reading in either direction. Accurate to $\pm 2\%$ of wrench's stated capacity. Supplied with test certificate and storage case.

Drive:	1/2" Sq
Length:	675mm
Range:	30-340Nm (22-250 lbf.ft)
Angle Range:	5-360°
Battery:	4 x AAA (Supplied)

**A NEW**

1/4"
Sq Drive 1/4"
Hex Drive
72-Tooth

Siegen**A S01250****2pc Micro Ratchet Wrench & Bit Driver Set**

Manufactured from high grade carbon steel with a fully polished mirror finish. 72-Tooth, ultra-smooth ratchet with flip reverse. 1/4"Hex Micro Ratchet Bit Driver and 1/4"Sq Drive Micro Ratchet Wrench. Ideal for limited access applications.

Drive:	1/4"Sq, 1/4"Hex
Ratchet:	72-Tooth
Length:	95mm


**B NEW**

1/4"
Hex Drive 1/4"
Sq Drive
72-Tooth

Siegen**B S01251****1/4"Hex x 1/4"Sq Drive Micro Ratchet Bit Driver/Wrench**

Manufactured from high grade carbon steel with a fully polished mirror finish. 72-Tooth, ultra-smooth ratchet with flip reverse. Ideal for limited access applications.

Drive:	1/4"Hex x 1/4"Sq
Ratchet:	72-Tooth
Length:	98mm

**C NEW**

1/4"
Sq Drive
Flexi-Head
72-Tooth

Siegen**C S01254****1/4"Sq Drive Micro Flexi-Head Ratchet Wrench**

Manufactured from high grade carbon steel with a fully polished mirror finish. 72-Tooth, ultra-smooth ratchet with flip reverse. 180° Flexi-head offers increased access in restricted areas.

Drive:	1/4"Sq
Ratchet:	72-Tooth
Length:	95mm

**D**

1/4"
Hex Drive
72-Tooth

STAINLESS
STEEL
Premier

D AK6962**1/4"Hex Stainless Steel Micro Ratchet Bit Driver**

Manufactured from high quality stainless steel with a fully polished satin finish. 72-Tooth, ultra-smooth ratchet with slide reverse. Additional drive at the base of handle. Ideal for limited access applications.

Drive:	1/4"Hex
Ratchet:	72-Tooth
Length:	85mm

**E**

1/4"
Hex Drive
72-Tooth

STAINLESS
STEEL
Premier

E AK6961**1/4"Hex Stainless Steel Micro Ratchet Bit Driver**

Manufactured from high quality stainless steel with a fully polished satin finish. 72-Tooth, ultra-smooth ratchet with slide reverse. Ideal for limited access applications.

Drive:	1/4"Hex
Ratchet:	72-Tooth
Length:	100mm

**C****F NEW**

1/4"
Sq Drive
Stubby
72-Tooth

Siegen**G NEW**

3/8"
Sq Drive
Stubby
72-Tooth

Siegen**F-G SEE BELOW****Stubby Ratchet Wrenches - Flip Reverse**

Manufactured from high quality Chrome Vanadium steel with a fully polished mirror finish. Features pear-head with flip reverse, push-button quick release and anti-slip comfort grip. Stubby configuration gives improved access in confined spaces.

Model No:	F S01258	G S01259
Drive:	1/4"Sq Drive	3/8"Sq Drive
Ratchet:	72-Tooth	72-Tooth
Length:	105mm	105mm



H 1/4"
Hex Drive 5/16"
Hex Drive 1/4"
Sq Drive

Reversible
72-Tooth

Premier**H AK6967****1/4"Hex x 5/16"Hex Reversible Ratchet Spanner with 1/4"Sq Drive Adaptor**

Manufactured from hardened and tempered Chrome Vanadium steel with a fully polished mirror finish. Double end ratchet spanner combining 1/4" and 5/16"Hex drives. Includes 5/16"Hex x 1/4"Sq Drive adaptor. The heads are fitted with a knurled ring to allow rapid tightening/loosening of fixings. Ultra-smooth 72-tooth ratchet action with flip reverse. Ideal for limited access applications.

Contents:	1/4"Hex x 5/16"Hex, 1/4"Sq Drive Adaptor
Ratchet:	72-Tooth
Length:	120mm

A

72-Tooth 1/4" Sq Drive



STAINLESS STEEL

Premier

A AK6960
1/4" Sq Drive Stainless Steel Micro Ratchet Wrench

Manufactured from high quality stainless steel with a fully polished satin finish. 72-Tooth, ultra-smooth ratchet with slide reverse. Ideal for limited access applications.

Drive:	1/4" Sq
Ratchet:	72-Tooth
Length:	100mm

B

Available Sizes:

1/4" Sq Drive 3/8" Sq Drive



Stubby **Gear 2 Gear** **Premier**

B SEE BELOW
Stubby Ratchet Wrenches - Flip Reverse

Chrome Vanadium steel gear-to-gear ratchet wrenches with a fully polished mirror finish. Contoured handle, for comfort and grip. Pear-head with flip reverse and quick release. Stubby configuration gives improved access in confined spaces.

Model No:	AK660S	AK661S
Drive:	1/4" Sq	3/8" Sq
Ratchet:	48-Tooth	72-Tooth
Length:	90mm	100mm
Repair Kit:	AK660S.RK	AK661S.RK

C

72-Tooth Available Sizes:

1/4" Sq Drive 3/8" Sq Drive



Stubby Flexi-Head

Premier

C SEE BELOW
Flexi-Head Stubby Ratchet Wrenches Flip Reverse

Chrome Vanadium steel 72-tooth ratchet wrenches. Hardened and tempered with a fully polished mirror finish. Slim style contoured handle with pear-head design. Stubby configuration gives improved access in confined spaces. Features 180° flexi-head, flip reverse and quick release mechanism.

Model No:	AK660SF	AK661SF
Drive:	1/4" Sq	3/8" Sq
Ratchet:	72-Tooth	72-Tooth
Length:	100mm	140mm
Repair Kit:	AK660SF.RK	AK661SF.RK

D

1/4" & 3/8" Sq Drive 72-Tooth

Premier



D AK6959
5pc 1/4" & 3/8" Sq Drive Palm Ratchet Set

Manufactured from hardened and tempered Chrome Vanadium steel with a fully polished finish. Features ultra-smooth 72-tooth ratchet action allowing ratcheting in increments of 5° for ease of use in restricted areas. Comprises two palm ratchets, two socket adaptors and bit adaptor. Supplied in storage case.

Drive:	1/4" & 3/8" Sq
Ratchet:	72-Tooth
Contents:	10mm Palm Ratchet, 13mm Palm Ratchet, 10mm x 1/4" Sq Drive Socket Adaptor, 13mm x 3/8" Sq Drive Socket Adaptor, 10mm x 1/4" Hex Bit Adaptor

E

Low Profile 3/8" Sq Drive 60-Tooth



Low profile design.

Premier

E AK5781
3/8" Sq Drive Low Profile Ratchet Wrench - Flip Reverse

Manufactured from hardened and tempered Chrome Vanadium steel with a fully polished mirror finish. Low profile 60-tooth pear-head ratchet with super slim handle. Features flip reverse and quick release mechanism.

Drive:	3/8" Sq
Ratchet:	60-Tooth
Length:	190mm
Repair Kit:	AK5781.RK

F

Available Sizes:

1/4" Sq Drive 3/8" Sq Drive 1/2" Sq Drive



40-Tooth **Siegen**

F SEE BELOW
Ratchet Wrenches - Twist Reverse

Chrome Vanadium steel. Features include twist-reverse and quick release mechanism. Slim style contoured handle.

Model No:	Drive:	Ratchet:	Length:
S0506	1/4" Sq	40-Tooth	140mm
S0507	3/8" Sq	40-Tooth	190mm
S0508	1/2" Sq	40-Tooth	250mm

G

Available Sizes:

1/4" Sq Drive 3/8" Sq Drive 1/2" Sq Drive




72-Tooth **Premier**

G SEE BELOW
Ratchet Wrenches - Twist Reverse

Chrome Vanadium steel ratchet wrenches. Hardened, tempered and satin chrome finished. Ultra-smooth 72-tooth ratchet action. Twist-reverse, quick release with spring-ball socket retention. Fitted with comfortable rubber grip handle.

Model No:	Drive:	Ratchet:	Length:	Repair Kit:
AK5761	1/4" Sq	72-Tooth	145mm	AK5761.RK
AK5762	3/8" Sq	72-Tooth	195mm	AK5762.RK
AK5763	1/2" Sq	72-Tooth	250mm	AK5763.RK

A



Siegen

72-Tooth

Available Sizes:

1/4" Sq Drive 3/8" Sq Drive 1/2" Sq Drive

A SEE BELOW

Ratchet Wrenches - Flip Reverse

Chrome Vanadium steel, 72-tooth ratchet wrenches, hardened and tempered, with a fully polished mirror finish. Features pear-head with flip reverse, push-button quick release and anti-slip comfort grip.

Model No:	Drive:	Ratchet:	Length:
S01200	1/4" Sq	72-Tooth	150mm
S01201	3/8" Sq	72-Tooth	200mm
S01202	1/2" Sq	72-Tooth	250mm

B



Siegen

72-Tooth

Available Sizes:

1/4" Sq Drive 3/8" Sq Drive 1/2" Sq Drive

B SEE BELOW

Offset Handle Ratchet Wrenches - Flip Reverse

Chrome Vanadium steel, 72-tooth ratchet wrenches, hardened and tempered, with a fully polished mirror finish. Features pear-head with flip reverse, push-button quick release and anti-slip comfort grip.

Model No:	Drive:	Ratchet:	Length:
S01203	1/4" Sq	72-Tooth	150mm
S01204	3/8" Sq	72-Tooth	200mm
S01205	1/2" Sq	72-Tooth	250mm

C NEW

Extra-Long

72-Tooth

Siegen



Available Sizes:

1/4" Sq Drive 3/8" Sq Drive 1/2" Sq Drive

C SEE BELOW

Extra-Long Ratchet Wrenches - Flip Reverse

Chrome Vanadium steel, 72-tooth extra-long ratchet wrenches, hardened and tempered, with a fully polished mirror finish. Features pear-head with flip reverse, push-button quick release and anti-slip comfort grip.

Model No:	Drive:	Ratchet:	Length:
S01256 NEW	1/4" Sq	72-Tooth	305mm
S01206	3/8" Sq	72-Tooth	457mm
S01207	1/2" Sq	72-Tooth	610mm

D NEW

Siegen

Available Sizes:

1/4" Sq Drive 3/8" Sq Drive 1/2" Sq Drive



72-Tooth Flexi-Head Extra-Long

D SEE BELOW

Extra-Long Flexi-Head Ratchet Wrenches - Flip Reverse

Chrome Vanadium steel, 72-tooth extra-long flex ratchet wrenches, hardened and tempered, with a fully polished mirror finish. Features pear-head with flip reverse, push-button quick release and anti-slip comfort grip.

Model No:	Drive:	Ratchet:	Length:
S01257 NEW	1/4" Sq	72-Tooth	305mm
S01208	3/8" Sq	72-Tooth	457mm
S01209	1/2" Sq	72-Tooth	610mm

E NEW

72-Tooth

3/8" Sq Drive



Siegen

E S01230

3/8" Sq Drive Ratchet Wrench Set 5pc

Chrome Vanadium steel, 72-tooth ratchet wrench set, hardened and tempered, with a fully polished mirror finish. Features pear-head with flip reverse, push-button quick release and anti-slip comfort grip.

Contents: Regular Ratchet Wrench, Offset Regular Ratchet Wrench, Stubby Ratchet Wrench, 457mm Extra-Long Ratchet Wrench, 457mm Flexi-Head Extra-Long Ratchet Wrench

F NEW

72-Tooth

1/2" Sq Drive



Siegen

F S01231

1/2" Sq Drive Ratchet Wrench Set 4pc

Chrome Vanadium steel, 72-tooth ratchet wrench set, hardened and tempered, with a fully polished mirror finish. Features pear-head with flip reverse, push-button quick release and anti-slip comfort grip.

Contents: Regular Ratchet Wrench, Offset Ratchet Wrench, 610mm Extra-Long Ratchet Wrench, 610mm Flexi-Head Extra-Long Ratchet Wrench

A



Available Sizes:

1/4" Sq Drive 3/8" Sq Drive 1/2" Sq Drive

45-Tooth **Siegen**

A SEE BELOW

Ratchet Wrenches - Flip Reverse

Chrome Vanadium steel ratchet wrenches. Hardened, tempered and finished in deep polished high chrome. Slim style contoured handle with pear-head design. Features include 45-tooth ratchet, flip reverse and push-button quick release mechanism.

Model No:	Drive:	Ratchet:	Length:
S0704	1/4" Sq	45-Tooth	140mm
S0705	3/8" Sq	45-Tooth	200mm
S0706	1/2" Sq	45-Tooth	250mm

B NEW



Available Sizes:

1/4" Sq Drive 3/8" Sq Drive 1/2" Sq Drive

Premier Black

B SEE BELOW

Ratchet Wrenches Flip Reverse - Premier Black

Heat treated and hardened Chrome Vanadium steel. Fully polished black chrome finish steel with machined and lacquered heads. 72-tooth flip reverse ratchet wrench with push-button quick release.

Model No:	Drive:	Ratchet:	Length:
AK7997	1/4" Sq	72-Tooth	140mm
AK7998	3/8" Sq	72-Tooth	200mm
AK7999	1/2" Sq	72-Tooth	265mm

C



Gear 2 Gear

Available Sizes:

1/4" Sq Drive 3/8" Sq Drive 1/2" Sq Drive

48-Tooth **Premier**

C SEE BELOW

Ratchet Wrenches - Flip Reverse

Chrome Vanadium steel gear-to-gear 48-tooth ratchet wrenches. Hardened and tempered with a fully polished mirror finish. Slim style contoured handle with pear-head design. Features flip reverse and quick release mechanism.

Model No:	Drive:	Ratchet:	Length:	Repair Kit:
AK660	1/4" Sq	48-Tooth	140mm	AK660.V2.RK
AK661	3/8" Sq	48-Tooth	200mm	AK661.V2.RK
AK662	1/2" Sq	48-Tooth	265mm	AK662.V2.RK

D



Available Sizes:

1/4" Sq Drive 3/8" Sq Drive 1/2" Sq Drive

108-Tooth **Premier**

D SEE BELOW

Ratchet Wrenches - Flip Reverse

Chrome Vanadium steel ratchet wrenches. Hardened and tempered with a fully polished mirror finish. Ultra-smooth 108-tooth ratchet action allowing ratcheting in increments of 3.33° for ease of use in restricted areas. Slim style contoured handle with pear-head design. Features flip reverse and quick release mechanism.

Model No:	Drive:	Ratchet:	Length:	Repair Kit:
AK8970	1/4" Sq	108-Tooth	130mm	AK8970.RK
AK8971	3/8" Sq	108-Tooth	180mm	AK8971.RK
AK8972	1/2" Sq	108-Tooth	260mm	AK8972.RK

E



Gear 2 Gear

Available Sizes:

3/8" Sq Drive 1/2" Sq Drive

Long 48-Tooth **Premier**

E SEE BELOW

Long Ratchet Wrenches - Flip Reverse

Chrome Vanadium steel 48-tooth gear-to-gear ratchet wrenches. Hardened and tempered with a fully polished mirror finish. Slim style, contoured handle with pear-head design. Features include flip reverse and socket quick release mechanism.

Model No:	Drive:	Ratchet:	Length:	Repair Kit:
AK661L	3/8" Sq	48-Tooth	300mm	AK661.V2.RK
AK662L	1/2" Sq	48-Tooth	375mm	AK662.V2.RK

F



Flexi-Head Gear 2 Gear

Available Sizes:

3/8" Sq Drive 1/2" Sq Drive

Long 48-Tooth **Premier**

F AK661F

Long Flexi-Head Ratchet Wrenches - Flip Reverse

Chrome Vanadium steel 48-tooth gear-to-gear ratchet wrenches. Hardened and tempered with a fully polished mirror finish. Slim style contoured handle with pear-head design. Features 180° flexi-head, with flip reverse and quick release mechanism.

Model No:	Drive:	Ratchet:	Length:	Repair Kit:
AK661F	3/8" Sq	48-Tooth	300mm	AK661F.RK
AK662F	1/2" Sq	48-Tooth	445mm	AK662F.RK

A Premier

72-Tooth

1/4", 3/8" & 1/2" Sq Drive

**A AK6672****3pc Ratchet Wrench Set - Flip Reverse**

1/4", 3/8" & 1/2" Sq Drive Chrome Vanadium steel ratchet wrenches. Hardened and tempered with a fully polished mirror finish. Pear-head design with slim style contoured handles. 72-Tooth ratchet action with flip reverse and quick release mechanism. Supplied in an EVA storage tray.

Drive:	1/4" Sq	3/8" Sq	1/2" Sq
Ratchet:	72-Tooth	72-Tooth	72-Tooth
Length:	145mm	200mm	250mm
Repair Kit:	AK667214.RK	AK667238.RK	AK667212.RK

B Premier 72-Tooth

3/8" Sq Drive

**B AK667238M****5pc 3/8" Sq Drive Master Ratchet Wrench Set - Flip Reverse**

Hardened and tempered Chrome Vanadium steel ratchet wrenches. Pear-head design with slim style contoured handles. 72-Tooth ratchet action with quick release and flip reverse. Aluminium body 72-tooth palm ratchet features ultra-smooth reversible ratchet mechanism with quick release and twist-reverse. Supplied in an EVA storage tray.

Drive:	3/8" Sq
Ratchet:	72-Tooth
Contents:	120mm Stubby Ratchet Wrench, 200mm Regular Ratchet Wrench, 300mm Long Ratchet Wrench, 295mm Long Flexi-Head Ratchet Wrench, Palm Ratchet
Repair Kit:	AK667238.RK

C**Gear 2 Gear**

Available Sizes:

1/4" Sq Drive

3/8" Sq Drive

1/2" Sq Drive

72-Tooth

Premier**C SEE BELOW****Dust-Free Ratchet Wrenches - Flip Reverse**

Chrome Vanadium steel ratchet wrenches. Hardened, tempered and finished in deep polished high chrome. Slim style contoured handles. 72-Tooth gear-to-gear ratchet with flip reverse. Sealed head keeps dirt and other contaminants out of the ratchet mechanism.

Model No:	Drive:	Ratchet:	Length:
AK660DF	1/4" Sq	72-Tooth	125mm
AK661DF	3/8" Sq	72-Tooth	195mm
AK662DF	1/2" Sq	72-Tooth	250mm

D 1/4", 3/8" & 1/2" Sq Drive

72-Tooth

Premier**Gear 2 Gear****D AK6672DB****1/4", 3/8" & 1/2" Sq Drive Dust-Free Ratchet Wrenches with Flip Reverse Display Box of 9**

1/4", 3/8" & 1/2" Sq Drive Chrome Vanadium steel ratchet wrenches. Supplied in point of sale display box of nine.

Drive:	1/4" Sq (x3)	3/8" Sq (x3)	1/2" Sq (x3)
Ratchet:	72-Tooth	72-Tooth	72-Tooth
Length:	130mm	180mm	250mm

**E Push-Through Reverse**

Available Sizes:

1/4" Sq Drive

3/8" Sq Drive

1/2" Sq Drive

Gearless

Premier**E SEE BELOW****Gearless Ratchet Wrenches - Push-Through Reverse**


Chrome Vanadium steel ratchet wrenches. Hardened and tempered with a fully polished mirror finish. Super smooth gearless ratchet with slim style contoured handles and pear-head design. Features include push-through reverse and silent action.

Model No:	Drive:	Ratchet:	Length:
AK561	1/4" Sq	Gearless	125mm
AK562	3/8" Sq	Gearless	185mm
AK563	1/2" Sq	Gearless	245mm

F Push-Through Reverse

1/2" Sq Drive

48-Tooth

Premier**F AK66390****1/2" Sq Drive Push-Through Reverse Speed Ratchet Wrench**

Dual action push-through reverse ratchet wrench. Twisting the handle backwards and forwards rotates the drive in one direction allowing for use where space is at a premium. Can also be used as a regular ratchet. Fitted with a soft grip handle for comfort and control.

Drive:	1/2" Sq
Ratchet:	48-Tooth
Length:	295mm



A SEE BELOW

Ratchet Wrenches - Flip Reverse

Chrome Vanadium steel 48-tooth gear-to-gear ratchet wrenches, hardened and tempered, with a fully polished mirror finish. Features pear-head with flip reverse, push-button quick release and dual material handle with anti-slip comfort grip.

Model No:	Drive:	Ratchet:	Length:	Repair Kit:
AK8946	1/4" Sq	48-Tooth	135mm	AK660.V2.RK
AK8947	3/8" Sq	48-Tooth	200mm	AK661.V2.RK
AK8948	1/2" Sq	48-Tooth	250mm	AK662.V2.RK



B SEE BELOW

Ratchet Wrenches - Flip Reverse

Chrome Vanadium steel 45-tooth gear-to-gear ratchet wrenches, hardened and tempered, with a fully polished mirror finish. Features pear-head with flip reverse and push-button quick release. Polypropylene and TPV rubber soft, comfort grip.

Model No:	Drive:	Ratchet:	Length:
AK8934	1/4" Sq	45-Tooth	160mm
AK8935	3/8" Sq	45-Tooth	200mm
AK8936	1/2" Sq	45-Tooth	255mm



C AK8978

Dust-Free Ratchet Wrenches Flip Reverse - Platinum Series

Chrome Vanadium steel ratchet wrenches. Hardened and tempered with a fully polished micro satin finish. Textured soft grip handle for comfort and control. 72-tooth gear-to-gear ratchet with flip reverse and quick release mechanism. Sealed head keeps dirt and other contaminants out of the ratchet mechanism.

Model No:	Drive:	Ratchet:	Length:	Repair Kit:
AK8976	1/4" Sq	72-Tooth	140mm	AK8976.RK
AK8977	3/8" Sq	72-Tooth	200mm	AK8977.RK
AK8978	1/2" Sq	72-Tooth	255mm	AK8978.RK



D SEE BELOW

Offset Ratchet Wrenches - Flip Reverse

Chrome Vanadium steel ratchet wrenches. Hardened and tempered with a fully polished mirror finish. Ultra-smooth 72-tooth ratchet action, ideal for use in confined areas. Features pear-head with flip reverse, push-button quick release and offset handle. Polypropylene and TPV rubber soft, comfort grip.

Model No:	Drive:	Ratchet:	Length:
AK8937	1/4" Sq	72-Tooth	150mm
AK8938	3/8" Sq	72-Tooth	190mm
AK8939	1/2" Sq	72-Tooth	235mm



E SEE BELOW

Offset Ratchet Wrenches - Flip Reverse

Chrome Vanadium steel ratchet wrenches. Hardened and tempered with a fully polished mirror finish. Ultra-smooth 108-tooth ratchet action allowing ratcheting in increments of 3.33° for ease of use in restricted areas. Features pear-head with flip reverse, push-button quick release and offset handle with anti-slip comfort grip.

Model No:	Drive:	Ratchet:	Length:	Repair Kit:
AK8973	1/4" Sq	108-Tooth	135mm	AK8970.RK
AK8974	3/8" Sq	108-Tooth	195mm	AK8971.RK




F SEE BELOW

Offset Handle Ratchet Wrenches - Flip Reverse

Ergonomically designed, Chrome Vanadium steel, reversible ratchet wrenches with offset handle and anti-slip grip. Hardened, tempered with polished chrome finish. Features ultra-smooth 72-tooth ratchet action allowing ratcheting in increments of 5° for ease of use in restricted areas, quick release with spring-ball socket retention and flip reverse.

Model No:	Drive:	Ratchet:	Length:	Repair Kit:
AK966	1/4" Sq	72-Tooth	155mm	AK966.V3.RK
AK967	3/8" Sq	72-Tooth	198mm	AK967.V3.RK
AK968	1/2" Sq	72-Tooth	255mm	AK968.V3.RK



A

Available Sizes:

1/4"
Sq Drive3/8"
Sq Drive1/2"
Sq Drive

72-Tooth


Premier
Platinum series

A SEE BELOW

Ratchet Wrenches Flip Reverse - Platinum Series

Chrome Vanadium steel ratchet wrenches. Hardened and tempered with a fully polished micro satin finish. Compact head design and ultra-smooth 72-tooth ratchet action allowing ratcheting in increments of 5° for ease of use in restricted areas. Textured soft grip handle for comfort and control. Features flip reverse and quick release mechanism.

Model No:	Drive:	Ratchet:	Length:
AK8980	1/4" Sq	72-Tooth	145mm
AK8981	3/8" Sq	72-Tooth	195mm
AK8982	1/2" Sq	72-Tooth	250mm



C

Low Profile

Available Sizes:

90-Tooth

1/4"
Sq Drive3/8"
Sq Drive1/2"
Sq Drive

Premier

C SEE BELOW

Low Profile Ratchet Wrenches - Flip Reverse

Manufactured from hardened and tempered Chrome Vanadium steel with a micro satin finish. Low profile 90-tooth ratchets with super slim head and handle. Features flip reverse and quick release mechanism.

Model No:	Drive:	Ratchet:	Length:
AK5782	1/4" Sq	90-Tooth	130mm
AK5784	3/8" Sq	90-Tooth	200mm
AK5786	1/2" Sq	90-Tooth	250mm



E

72-Tooth

Extendable

Available Sizes:

Flexi-Head

3/8"
Sq Drive1/2"
Sq DrivePremier
Platinum series

E SEE BELOW

Locking Flexi-Head Extendable Ratchet Wrenches - Platinum Series

Chrome Vanadium steel ratchet wrenches. Hardened and tempered with a fully polished micro satin finish. Extension retained at set increments with a quick release locking ring giving seven different shaft lengths. Features 180° locking flexi-head. Compact head design and ultra-smooth 72-tooth ratchet action allowing ratcheting in increments of 5° for ease of use in restricted areas. Textured soft grip handle for comfort and control. Features flip reverse and quick release mechanism.

Note: These tools are manufactured in accordance with DIN standards and are designed for improved access, not excessive torque. Misuse will invalidate guarantee.

Model No:	Drive:	Ratchet:	Length:	Increments:
AK8983	3/8" Sq	72-Tooth	260-375mm	23mm
AK8984	1/2" Sq	72-Tooth	295-435mm	23mm



B

Available Sizes:

Compact
Head1/4"
Sq Drive3/8"
Sq Drive1/2"
Sq Drive

72-Tooth

Premier
Platinum series

B SEE BELOW

Compact Head Ratchet Wrenches - Platinum Series

Chrome Vanadium steel ratchet wrenches. Hardened and tempered with a fully polished micro satin finish. Compact head design and ultra-smooth 72-tooth ratchet action, allowing ratcheting in increments of 5° for ease of use in restricted areas. Textured soft grip handle for comfort and control. Features integrated socket spinner, flip reverse and quick release mechanism.

Model No:	Drive:	Ratchet:	Length:	Repair Kit:
AK8987	1/4" Sq	72-Tooth	130mm	AK8987.RK
AK8988	3/8" Sq	72-Tooth	195mm	AK8988.RK
AK8989	1/2" Sq	72-Tooth	250mm	AK8989.RK



D

Extendable

Available Sizes:

72-Tooth

3/8"
Sq Drive1/2"
Sq Drive

Premier


D SEE BELOW

Extendable Ratchet Wrenches

Ratchet wrenches with forged Chrome Vanadium steel inner and outer shaft, heat treated and chrome plated with a fully polished mirror finish. Quick release locking ring retains extension at set increments, giving six different shaft lengths. Soft grip handle for added comfort and control. Pear head design with flip reverse mechanism and spring loaded socket retaining ball.

Note: These tools are manufactured in accordance with DIN standards and are designed for improved access, not excessive torque. Misuse will invalidate guarantee.

Model No:	Drive:	Ratchet:	Length:	Increments:	Repair Kit:
AK6687	3/8" Sq	72-Tooth	215-315mm	25mm	AK6687.RK
AK6688	1/2" Sq	72-Tooth	305-445mm	28mm	AK6688.RK



F

72-Tooth

Extendable

Available Sizes:

Flexi-Head

3/8"
Sq Drive1/2"
Sq Drive

Premier


F SEE BELOW

Locking Flexi-Head Extendable Ratchet Wrenches

Chrome Vanadium steel ratchet wrenches. Hardened and tempered with a fully polished mirror finish. Extension retained at set increments with a quick release locking ring giving different shaft lengths. Features 180° locking flexi-head, flip reverse, spring-ball socket retention and soft grip handle.

Note: These tools are manufactured in accordance with DIN standards and are designed for improved access, not excessive torque. Misuse will invalidate guarantee.

Model No:	Drive:	Ratchet:	Length:	Increments:	Repair Kit:
AK6681	3/8" Sq	72-Tooth	240-340mm	32mm	AK6687.RK
AK6682	1/2" Sq	72-Tooth	340-480mm	28mm	AK6688.RK



A SEE BELOW

Extra-Long Ratchet Wrenches

Hardened and tempered Chrome Vanadium steel ratchet wrenches with a fully polished mirror finish. Ultra-smooth 72-tooth pear-head ratchet and soft grip handle for added comfort and control. Extra-long shaft improves access for hard-to-reach applications. Features flip reverse and spring-ball socket retention.

Note: These tools are manufactured in accordance with DIN standards and are designed for improved access, not excessive torque. Misuse will invalidate guarantee.

Model No:	Drive:	Ratchet:	Length:	Repair Kit:
AK6694	3/8" Sq	72-Tooth	435mm	AK6687.RK
AK6695	1/2" Sq	72-Tooth	600mm	AK6688.RK



B SEE BELOW

Extra-Long Locking Flexi-Head Ratchet Wrenches

Hardened and tempered Chrome Vanadium steel ratchet wrenches with a fully polished mirror finish. Ultra-smooth 72-tooth pear-head ratchet and soft grip handle for added comfort and control. 180° Locking flexi-head and extra-long shaft improves access for hard-to-reach applications. Features flip reverse and spring-ball socket retention.

Note: These tools are manufactured in accordance with DIN standards and are designed for improved access, not excessive torque. Misuse will invalidate guarantee.

Model No:	Drive:	Ratchet:	Length:	Repair Kit:
AK6697	3/8" Sq	72-Tooth	455mm	AK6687.RK
AK6698	1/2" Sq	72-Tooth	600mm	AK6688.RK



C AK6690

3/4" Sq Drive Ratchet Wrench - Twist-Reverse

Manufactured from Chrome Vanadium steel. Hardened and tempered with a polished satin finish. Up to 30% lighter than a traditional ratchet wrench. Ultra-smooth 72-tooth ratchet action, ideal for use in confined areas. Twist-reverse, quick release with spring-ball socket retention. Fitted with comfortable rubber grip handle.

Drive:	3/4" Sq
Length:	500mm
Ratchet:	72-Tooth
Repair Kit:	AK6690.RK



D AK6691

3/4" Sq Drive Extendable Ratchet Wrench

Ratchet wrench with forged Chrome Vanadium steel inner and outer shafts, heat treated with a fully polished mirror finish. Quick release locking ring retains extension at set increments, giving six different shaft lengths. Soft grip handle for added comfort and control. Pear-head design with flip reverse mechanism and spring loaded socket retaining ball.

Drive:	3/4" Sq
Ratchet:	24-Tooth
Length:	600-1000mm (80mm Increments)
Repair Kit:	AK6691.RK



E AK669

3/4" Sq Drive Ratchet Wrench - Flip Reverse

Hardened and tempered steel ratchet wrench. Contoured handle shaft. Features include flip reverse and chemically blackened ratchet head for corrosion resistance.

Drive:	3/4" Sq
Ratchet:	24-Tooth
Length:	500mm
Repair Kit:	AK669.RK



F AK6692

3/4" Sq Drive Ratchet Wrench - Twist-Reverse

Chrome Vanadium steel ratchet wrench. Hardened, tempered and finished in deep polished high chrome. Twist-reverse and quick release. Knurled handle for added grip.

Drive:	3/4" Sq
Length:	500mm
Repair Kit:	AK6692.RK

Power Speed Ratchets

Sealey Speed Ratchets combine the high torque of traditional hand ratchets with the faster efficiency of an electric power tool, providing working speeds that are 10-20 times quicker when tightening/loosening fasteners. A no-load speed of 200rpm saves the time and fatigue of traditional hand ratchet wrenches. The clutch mechanism is designed so that when the maximum torque is reached (1Nm/0.74ft/lb) a tactile vibration indicates to change over to manual mode for continued tightening or loosening of fasteners. A fully rechargeable lithium-ion battery is included which can be recharged in just 45 minutes, and is fully protected from the overcharge, over-discharge or overheating. Ultra-smooth 60-tooth ratchet action, twist-reverse and quick release with spring-ball socket retention, power button with LED indicator and locking switch. Both ratchets are fitted with a contoured, soft grip handle and are supplied, with an AC adaptor, charging base, magnetic socket insert set and storage case.



A

FAST
CHARGE 45 MINS

60-Tooth

3/8"
Sq Drive

A SPR001

3/8" Sq Drive Power Speed Ratchet

Drive:	3/8" Sq
Maximum Torque:	244Nm (Manual), 1Nm (Electric)
Overall Length:	295mm
Battery:	3.6V 2000mAh Lithium-ion



B

FAST
CHARGE 45 MINS

60-Tooth

1/2"
Sq Drive

B SPR002

1/2" Sq Drive Power Speed Ratchet

Drive:	1/2" Sq
Maximum Torque:	610Nm (Manual), 1Nm (Electric)
Overall Length:	315mm
Battery:	3.6V 2000mAh Lithium-ion



C

Lithium
RECHARGEABLE

C SPR001B

3.6V 2Ah Rechargeable Lithium-ion Battery for SPR001 & SPR002

Rechargeable lithium-ion battery, full recharge in just 45 minutes and is fully protected from over-charge, over-discharge or overheating. Suitable for Model No's SPR001 and SPR002 Power Speed Ratchets.

Overall Length:	110mm
Battery:	3.6V 2Ah Lithium-ion



A-B

Manual/Electric Power Speed Ratchet

3/8" or 1/2" Sq Drive.

Max. Torque:
244 or 610Nm (Manual) 1Nm (Electric).

Power Button.

Rechargeable
Li-on battery.

No-Load Speed: 200rpm.

Twin-Reverse &
Push Release.

Locking Switch.

Contoured Soft Grip Handle.

A

300-1000Nm

1/2"
Sq Drive
Input

3/4"
Sq Drive
Output



Premier



A AK629

1/2"-3/4"Sq Drive Torque Multiplier

Robust construction with 1/2"Sq drive female input and 3/4"Sq drive male output. Multiplication achieved by planetary gear train with a gear ratio of 1:3.3. Compatible with a wide range of drive tools including torque and ratchet wrenches. Adjustable length reaction arm makes it ideal for limited access use.

Input Drive:	1/2"Sq (Female)
Output Drive:	3/4"Sq (Male)
Maximum Rated Input:	300Nm(225lb.ft)
Maximum Rated Output:	1000Nm(750lb.ft)
Gear Ratio:	1:3.3
Length:	420-450mm

B

1/2"
Sq Drive
Input

3/4"
Sq Drive
Output

231-1500Nm



Premier

B AK6290

7pc 1/2"-3/4"Sq Drive Torque Multiplier Set

Robust construction with 1/2"Sq drive female input and 3/4"Sq drive male output. Accurately delivered torque multiplication factor of 1:6.5. Compatible with a wide range of drive tools including torque and ratchet wrenches. Includes straight and 90° reaction bars, reaction base, two breakaway adaptors* and L-type hex key. Supplied in storage case.

Input Drive:	1/2"Sq (Female)
Output Drive:	3/4"Sq (Male)
Maximum Rated Input:	231Nm(170lb.ft)
Maximum Rated Output:	1500Nm(1100lb.ft)
Gear Ratio:	1.9
Torque Ratio:	1:6.5

C

1/2"
Sq Drive
Input

1"
Sq Drive
Output

208-2500Nm



Premier

C AK6291

7pc 1/2"-1"Sq Drive Torque Multiplier Set

Robust construction with 1/2"Sq drive female input and 1"Sq drive male output. Accurately delivered torque multiplication factor of 1:12. Compatible with a wide range of drive tools including torque and ratchet wrenches. Includes straight and 90° reaction bars, reaction base, two breakaway adaptors* and L-type hex key. Supplied in storage case.

Input Drive:	1/2"Sq (Female)
Output Drive:	1"Sq (Male)
Maximum Rated Input:	208Nm(153lb.ft)
Maximum Rated Output:	2500Nm(1850lb.ft)
Gear Ratio:	1:16
Torque Ratio:	1:12

*Note: Breakaway adaptors are not covered by the lifetime guarantee and are treated as consumable items.

A-G SEE BELOW**Long Breaker Bars**

Hardened and tempered Chrome Vanadium steel bars with high chrome finish. Long, slim style handles with spring loaded socket retention. Fully replaceable knuckle joint*.

Model No:	Drive	Length:
A AK729	3/8" Sq	450mm
B AK7301	1/2" Sq	450mm
C AK730	1/2" Sq	600mm
D AK7302	1/2" Sq	750mm
E AK731	3/4" Sq	600mm
F AK7314	3/4" Sq	750mm
G AK7311	1" Sq	600mm

Replacement Knuckle Joints*:

Model No:	Application:
AK729/RK	AK729
AK7301RK	AK7301
AK730/RK	AK730, AK7302
AK731/RK	AK731, AK7314
AK7311RKP	AK7311

*Note: Knuckle joints are not covered by the lifetime guarantee and are treated as consumable items.

H-I SEE BELOW**Extra-Long Breaker Bars**

Hardened and tempered Chrome Vanadium steel bars with high chrome finish. Extra-long, slim style handles with spring loaded socket retention. Fully replaceable knuckle joint*.

Model No:	Drive	Length:
H AK7312	3/4" Sq	1000mm
I AK7313	1" Sq	1000mm

Replacement Knuckle Joints*:

Model No:	Application:
AK7312RKP	AK7312
AK7313/RK	AK7313

*Note: Knuckle joints are not covered by the lifetime guarantee and are treated as consumable items.

J AK737**1/2" Sq Drive Ratchet Adaptor**

Ratchet adaptor capable of transmitting torque of up to 512Nm. Suitable for use with breaker bars, T-bars, extension bars and lug wrenches. 3-Position control ring gives anticlockwise ratchet, clockwise ratchet and locked. 24-Tooth ratchet needs only 15° rotation to engage the next tooth. Phosphate finish for corrosion resistance.

Drive:	1/2" Sq
Maximum Torque:	512Nm(376lb.ft)

K AK7371**3/4" Sq Drive Ratchet Adaptor**

Ratchet adaptor capable of transmitting torque of up to 1412Nm. 3-Position control ring gives anticlockwise ratchet, clockwise ratchet and locked. 24-Tooth ratchet needs only 15° rotation to engage the next tooth. Phosphate finish for corrosion resistance.

Drive:	3/4" Sq
Maximum Torque:	1412Nm(1038lb.ft)



Available Sizes:

3/8"
Sq Drive1/2"
Sq Drive3/4"
Sq Drive1"
Sq Drive

Replacement knuckle joints are available for all breaker bars.

J Premier1/2"
Sq Drive512Nm
Torque**K Premier**3/4"
Sq Drive1412Nm
Torque

A AK730BL

**600mm 1/2" Sq Drive Breaker Bar
Black Series**

Hardened and tempered Chrome Vanadium steel. Fully polished black chrome finish with machined and lacquered surface. Long, slim style handle and spring loaded socket retention. Fully replaceable knuckle joint*.

Drive:	1/2" Sq
Length:	600mm
Replacement Knuckle Joint*:	AK730B.RK

A

**Premier
Black**

1/2" Sq Drive 600mm Length



B-D SEE BELOW

600mm 1/2" Sq Drive Breaker Bars

Hardened and tempered Chrome Vanadium steel bars with a coloured high chrome finish. Long, slim style handles and spring loaded socket retention. Fully replaceable knuckle joint*.

Model No:	Drive:	Colour:	Length:
B AK730G	1/2" Sq	Gold	600mm
C AK730B	1/2" Sq	Blue	600mm
D AK730R	1/2" Sq	Red	600mm
Replacement Knuckle Joint*:	AK730B.RK		

B-D

Premier

1/2" Sq Drive 600mm Length



E-F SEE BELOW

**1/2" Sq Drive Breaker Bars
Platinum Series**

Platinum Series, manufactured from hardened and tempered Chrome Vanadium steel with a micro satin finish. Long slim style handles and spring loaded socket retention. Features anti-slip comfort grip. Fully replaceable knuckle joint*.

Model No:	Drive:	Length:
E AK7304	1/2" Sq	600mm
F AK7305	1/2" Sq	750mm
Replacement Knuckle Joint*:	AK730B.RK	

E

**Premier
Platinum series**

1/2" Sq Drive 600mm Length



F

**Premier
Platinum series**

1/2" Sq Drive 750mm Length



G TBTP02

91pc 1/4", 3/8" & 1/2" Sq Drive Socket Set with Tool Tray

For full details see page 16.

Contents: 1/4" Sq Drive Sockets; 4, 4.5, 5, 5.5, 6, 7, 8, 9, 10, 11, 12, 13mm, 1/4" Sq Drive Deep Sockets; 4, 4.5, 5, 5.5, 6, 7, 8, 9, 10, 11, 12, 13mm, 3/8" Sq Drive Sockets; 10, 11, 12, 13, 14, 15, 16, 17, 18, 19mm, 3/8" Sq Drive Deep Sockets; 10, 11, 12, 13, 14, 15, 16, 17, 18, 19mm, 1/2" Sq Drive Sockets; 13, 14, 15, 16, 17, 18, 19, 20, 21, 22, 23, 24, 25, 26, 27, 30, 32mm, 1/2" Sq Drive Deep Sockets; 17, 18, 19, 21, 22, 24, 27, 30, 32mm, 3/8" Sq Drive Spark Plug Sockets; 14, 16, 21mm, 1/4" Sq Drive Ratchet Wrench, 3/8" Sq Drive Ratchet Wrench, 1/2" Sq Drive Ratchet Wrench, Universal Joints; 1/2", 3/8", 1/2" Sq Drive, 1/4" Sq Drive Extension Bars; 50, 100, 150mm, 150mm Flexible Extension, Spinner Handle, 115mm Sliding T-Bar, 3/8" Sq Drive Extension Bars; 75, 150mm, 1/2" Sq Drive Extension Bars; 75, 200mm, 450mm 1/2" Sq Drive Breaker Bar, 1/2"(F)-3/8"(M) Sliding T-Bar Adaptor

Tray Size (W x D x H): 530 x 397 x 55mm

G

**Premier
Platinum series**

1/4", 3/8" & 1/2" Sq Drive

MM



A-B SEE BELOW**600mm 1/2" Sq Drive Breaker Bars**

Hardened and tempered Chrome Vanadium steel bars with high chrome finish. Long, slim style handles with comfortable soft grip and spring loaded socket retention. Fully replaceable knuckle joint*.

Model No:	Drive:	Length:	Colour:
A AK7306	1/2" Sq	600mm	Red
B AK7306HV	1/2" Sq	600mm	Hi-Vis Green

Replacement Knuckle Joint*: AK730/RK

*Knuckle joints are not covered by the lifetime guarantee and are treated as consumable items

A NEW

Premier

1/2"
Sq Drive600mm
Length**B NEW****C-D SEE BELOW****750mm 1/2" Sq Drive Breaker Bars**

Hardened and tempered Chrome Vanadium steel bars with high chrome finish. Long, slim style handles with comfortable soft grip and spring loaded socket retention. Fully replaceable knuckle joint*.

Model No:	Drive:	Length:	Colour:
C AK7307	1/2" Sq	750mm	Red
D AK7307HV	1/2" Sq	750mm	Hi-Vis Green

Replacement Knuckle Joint*: AK730/RK

*Knuckle joints are not covered by the lifetime guarantee and are treated as consumable items

C NEW

Premier

1/2"
Sq Drive750mm
Length**D NEW****E AK7303****600mm 1/2" Sq Drive Breaker Bar**

Platinum Series breaker bar manufactured from hardened and tempered Chrome Vanadium steel. High torque, slim profile handle with a fully polished micro satin finish. Multi-position head and spring loaded socket retention. Knurled non-slip handle design. Hanging hole for storage. Fully replaceable knuckle joint*.

Drive:	1/2" Sq
Length:	600mm
Replacement Knuckle Joints:	AK7303RK

EPremier
Platinum series1/2"
Sq Drive
600mm
Length**F AK7500****WheelEazy™ Wheel Fitting & Alignment Tool**

Manufactured from high quality stainless steel. Polypropylene and TPV rubber soft grip handle for comfort and control. Supplied with four CNC machined stainless steel adaptor pegs complete with storage holder. Designed to assist with the lifting and locating of road wheels onto vehicle hubs and intended to be used where there is no access to a vehicle lift, such as by the roadside or off the workshop floor. Significantly reduces lifting strain whilst improving body posture. Intended for use on alloy or steel wheels up to 35kg. Suitable for most cars, light goods vehicles, motor homes and caravans.



Reduces lifting effort by up to 80% and takes less than half the usual time taken to change a wheel.

F NEW

Premier



WheelEazy



A AK7315

1/2" Sq Drive Extendable Breaker Bar

Manufactured from Chrome Vanadium steel. Hardened and tempered with a chrome plated mirror finish. Extension retained at set increments with a quick release locking ring giving four different shaft lengths. Soft grip handle for added comfort and fully replaceable knuckle joint*.

Drive:	1/2" Sq
Minimum Length:	450mm
Maximum Length:	600mm
Increments:	50mm
Replacement Knuckle Joint*:	AK7315/RK

*Knuckle joints are not covered by the lifetime guarantee and are treated as consumable items.



B AK7316

1/2" Sq Drive Extendable Ratcheting Breaker Bar

Manufactured from Chrome Vanadium steel. Hardened and tempered with a chrome plated mirror finish. 36-Tooth ratchet needs only 10° rotation to engage next tooth. 180° Flexible head with 3-position control ring gives anticlockwise/clockwise ratchet and locked. Extension retained at set increments with a quick release locking ring giving different shaft lengths. Soft grip handle for added comfort and fully replaceable ratchet knuckle joint*.

Drive:	1/2" Sq
Minimum Length:	460mm
Maximum Length:	600mm
Replacement Knuckle Joint*:	AK7316RK
Increments:	30mm

*Knuckle joints are not covered by the lifetime guarantee and are treated as consumable items.

C AK7318

3/4" Sq Drive Extendable Breaker Bar

Hardened and tempered Chrome Vanadium steel breaker bar with a fully polished mirror finish. Handle extension retained at set increments with a quick release locking ring giving three different shaft lengths from 540-800mm. Spring loaded socket retention. Fully replaceable knuckle joint*.



Drive:	3/4" Sq
Minimum Length:	540mm
Maximum Length:	800mm
Replacement Knuckle Joint*:	AK7318/RK

*Knuckle joints are not covered by the lifetime guarantee and are treated as consumable items.

D S0472

3pc 1/2" Sq Drive Extendable L-Bar Wrench Set

High quality steel construction with rubber grip. 1/2" Sq Drive L-bar extends from 355-520mm and gives extra leverage for stubborn fixings. Supplied with two double end sockets, 17 x 19mm and 21 x 23mm.



1/2" Sq Drive

A

Extendable

450-600mm Length

1/2" Sq Drive

B

Extendable

460-600mm Length

3/4" Sq Drive

C

Extendable

540-800mm Length

1/2" Sq Drive

D


Extendable

355-520mm Length

A Premier

A SEE BELOW
Individual 3/8" Sq Drive Impact Sockets

Model No:	Size:	Depth:
IS3808	8mm	Standard
IS3810	10mm	Standard
IS3811	11mm	Standard
IS3812	12mm	Standard
IS3813	13mm	Standard
IS3814	14mm	Standard
IS3815	15mm	Standard
IS3816	16mm	Standard
IS3817	17mm	Standard
IS3818	18mm	Standard
IS3819	19mm	Standard
IS3808D	8mm	Deep
IS3810D	10mm	Deep
IS3811D	11mm	Deep
IS3812D	12mm	Deep
IS3813D	13mm	Deep
IS3814D	14mm	Deep
IS3815D	15mm	Deep
IS3816D	16mm	Deep
IS3817D	17mm	Deep
IS3818D	18mm	Deep
IS3819D	19mm	Deep

B Premier

B SEE BELOW
Individual 1/2" Sq Drive Impact Sockets

Model No:	Size:	Depth:
IS1210	10mm	Standard
IS1211	11mm	Standard
IS1212	12mm	Standard
IS1213	13mm	Standard
IS1214	14mm	Standard
IS1215	15mm	Standard
IS1216	16mm	Standard
IS1217	17mm	Standard
IS1218	18mm	Standard
IS1219	19mm	Standard
IS1220	20mm	Standard
IS1221	21mm	Standard
IS1222	22mm	Standard
IS1224	24mm	Standard
IS1227	27mm	Standard
IS1230	30mm	Standard
IS1232	32mm	Standard
IS1210D	10mm	Deep
IS1211D	11mm	Deep
IS1212D	12mm	Deep
IS1213D	13mm	Deep
IS1214D	14mm	Deep
IS1215D	15mm	Deep
IS1216D	16mm	Deep
IS1217D	17mm	Deep
IS1218D	18mm	Deep
IS1219D	19mm	Deep
IS1220D	20mm	Deep

B SEE BELOW
Individual 1/2" Sq Drive Impact Sockets

Model No:	Size:	Depth:
IS1221D	21mm	Deep
IS1222D	22mm	Deep
IS1224D	24mm	Deep
IS1227D	27mm	Deep
IS1230D	30mm	Deep
IS1232D	32mm	Deep
SX0041	33mm	12-point Deep
SX005	35mm	Deep
SX006	36mm	12-point Deep
SX009	40mm	Deep
SX007	41mm	Deep

C Premier

C SEE BELOW
Individual 3/4" Sq Drive Impact Sockets

Model No:	Size:	Depth:
IS3417	17mm	Standard
IS3419	19mm	Standard
IS3421	21mm	Standard
IS3424	24mm	Standard
IS3427	27mm	Standard
IS3430	30mm	Standard
IS3432	32mm	Standard
IS3433	33mm	Standard
IS3434	34mm	Standard
IS3435	35mm	Standard
IS3436	36mm	Standard
IS3438	38mm	Standard
IS3441	41mm	Standard
SX012	45mm	Standard
IS3446	46mm	Standard
SX013	46mm	Standard
IS3450	50mm	Standard
SX014	50mm	12-point Standard
IS3455	55mm	Standard
IS3460	60mm	Standard
IS3465	65mm	Standard
SX015	Thin Wall 65mm	Standard
IS3470	70mm	Standard
IS3417D	17mm	Deep
IS3419D	19mm	Deep
IS3421D	21mm	Deep
IS3424D	24mm	Deep
IS3427D	27mm	Deep
SX017	28mm	Deep
IS3430D	30mm	Deep
IS3432D	32mm	Deep
IS3433D	33mm	Deep
IS3434D	34mm	Deep
IS3435D	35mm	Deep
IS3436D	36mm	Deep
IS3438D	38mm	Deep
IS3441D	41mm	Deep
IS3446D	46mm	Deep
IS3450D	50mm	Deep
IS3455D	55mm	Deep
IS3460D	60mm	Deep
IS3465D	65mm	Deep
IS3470D	70mm	Deep

Individual Impact Sockets

Drop-forged, WallDrive® impact sockets. Hardened and tempered for added strength, with a phosphate finish for greater corrosion resistance. Chrome Vanadium steel used on 3/8" and 1/2" Sq drive. Chrome Molybdenum steel used on 3/4" and 1" Sq drive.

D Premier

D SEE BELOW
Individual 1" Sq Drive Impact Sockets

Model No:	Size:	Depth:
IS124	24mm	Standard
IS127	27mm	Standard
IS130	30mm	Standard
IS132	32mm	Standard
IS133	33mm	Standard
IS134	34mm	Standard
IS135	35mm	Standard
IS136	36mm	Standard
IS141	41mm	Standard
IS146	46mm	Standard
IS150	50mm	Standard
IS152	52mm	Standard
IS155	55mm	Standard
IS160	60mm	Standard
IS165	65mm	Standard
IS170	70mm	Standard
IS175	75mm	Standard
IS180	80mm	Standard
IS185	85mm	Standard
IS190	90mm	Standard
IS192	92mm	Standard
IS195	95mm	Standard
IS1100	100mm	Standard
IS1105	105mm	Standard
IS1110	110mm	Standard
IS1115	115mm	Standard
IS1120	120mm	Standard
IS124D	24mm	Deep
IS127D	27mm	Deep
IS130D	30mm	Deep
IS132D	32mm	Deep
IS133D	33mm	Deep
IS134D	34mm	Deep
IS135D	35mm	Deep
IS136D	36mm	Deep
IS141D	41mm	Deep
IS146D	46mm	Deep
IS150D	50mm	Deep
IS152D	52mm	Deep
IS155D	55mm	Deep
IS160D	60mm	Deep
IS165D	65mm	Deep
IS170D	70mm	Deep
IS175D	75mm	Deep
IS180D	80mm	Deep
IS185D	85mm	Deep
IS190D	90mm	Deep
IS192D	92mm	Deep
IS195D	95mm	Deep
IS1100D	100mm	Deep
IS1105D	105mm	Deep
IS1110D	110mm	Deep
IS1115D	115mm	Deep
IS1120D	120mm	Deep

A-F SEE BELOW

Impact Sockets


Our Premier series of high quality impact sockets is one of the most comprehensive ranges available to the automotive technician. All sockets are manufactured from the very highest quality materials, with either manganese phosphate or electrodeposition finish for corrosion resistance. Chrome Vanadium steel used on 3/8" and 1/2" Sq drive sockets. Chrome Molybdenum steel used on 3/4" and 1" Sq drive sockets. All models are supplied in storage case or tray and are suitable for use with air/electric impact guns and ratchet wrenches.



WallDrive® sockets are designed to grip the flats of the fixing and not the corners. This allows up to 30% more torque to be applied without causing damage. WallDrive® sockets can grip fasteners with rounded-off and damaged corners too.




All Premier and Siegen Hand Tools are covered by a no-quibble lifetime guarantee* against manufacturing defects.




A AK682

Type:	3/8" Sq Drive - Standard
Quantity of Sockets:	12
Contents:	8, 10, 11, 13, 14, 16, 17, 19mm, 3/8", 1/2", 9/16", 11/16"




B AK683

Type:	3/8" Sq Drive - Deep
Quantity of Sockets:	12
Contents:	8, 10, 11, 13, 14, 16, 17, 19mm, 3/8", 1/2", 9/16", 11/16"




C AK56/11M

Type:	1/2" Sq Drive - Standard
Quantity of Sockets:	10
Contents:	9, 10, 11, 13, 14, 17, 19, 22, 24, 27mm




D AK684

Type:	1/2" Sq Drive - Standard
Quantity of Sockets:	16
Contents:	10, 11, 12, 13, 14, 17, 19, 21, 22, 24, 27mm, 1/2", 9/16", 5/8", 11/16", 13/16"



E AK58/11M

Type:	1/2" Sq Drive - Deep
Quantity of Sockets:	10
Contents:	9, 10, 11, 13, 14, 17, 19, 22, 24, 27mm



F AK685

Type:	1/2" Sq Drive - Deep
Quantity of Sockets:	16
Contents:	10, 11, 12, 13, 14, 17, 19, 21, 22, 24, 27mm, 1/2", 9/16", 5/8", 11/16", 13/16"

A-D SEE BELOW

3/4" Sq Drive Impact Socket Sets




A AK77/9M

Type:	3/4" Sq Drive
Quantity of Sockets:	8
Contents:	26, 27, 29, 30, 32, 35, 36, 38mm



B AK885

Type:	3/4" Sq Drive
Quantity of Sockets:	8
Contents:	24, 27, 29, 30, 32, 35, 36, 38mm




D AK80/9M

8pc 3/4" Sq Drive Deep Impact Socket Set

Type:	3/4" Sq Drive
Quantity of Sockets:	8
Contents:	26, 27, 29, 30, 32, 35, 36, 38mm



Our top-of-the-range hand tools suitable for the professional user. Designed and manufactured from the highest quality components, these tools are made to last a lifetime*.



C AK686

Type:	3/4" Sq Drive
Quantity of Sockets:	13
Contents:	22, 24, 27, 30, 32, 33, 34, 36, 38mm, 1", 1-1/8", 1-3/8", 1-7/16"



E-H SEE BELOW


3/4" Sq Drive Impact Extension Bars

Drop-forged Chrome Molybdenum steel extension bars. Suitable for use on all types of impact tool. Phosphate finish for added corrosion resistance. Spring-ball socket retainer and drilled heads to accept retaining pin.

Model No:	Drive:	Length:
E AK5505	3/4" Sq	100mm
F AK5506	3/4" Sq	150mm
G AK5507	3/4" Sq	200mm
H AK5508	3/4" Sq	250mm


A-D SEE BELOW
Impact Socket Sets

Sockets are manufactured from Chrome Molybdenum steel with manganese phosphate finish for added corrosion resistance.



A AK687

Type:	3/4" Sq Drive
Quantity of Sockets:	13
Contents:	22, 24, 27, 30, 32, 33, 34, 36, 38mm, 1", 1-1/8", 1-3/8", 1-7/16"



C AK888M

Type:	1" Sq Drive
Quantity of Sockets:	8
Contents:	24, 27, 30, 32, 33, 34, 36, 41mm


Socket Size Conversion Table

Metric:	Imperial:	Metric:	Imperial:
8mm	5/16"	24mm	15/16"
10mm	3/8"	25mm	1"
11mm	7/16"	27mm	1-1/16"
12mm	15/32"	28mm	1-1/8"
13mm	1/2"	30mm	1-3/16"
14mm	9/16"	32mm	1-1/4"
15mm	19/32"	33mm	1-5/16"
16mm	5/8"	35mm	1-3/8"
17mm	11/16"	36mm	1-7/16"
19mm	3/4"	38mm	1-1/2"
20mm	25/32"	41mm	1-5/8"
22mm	7/8"		



B AK688

Type:	1" Sq Drive
Quantity of Sockets:	10
Contents:	24, 27, 30, 32, 33, 36, 38, 41mm, 1", 1-1/8"



D AK689

Type:	1" Sq Drive
Quantity of Sockets:	10
Contents:	24, 27, 30, 32, 33, 36, 38, 41mm, 1", 1-1/8"



A AK5619M 19pc 1/2" Sq Drive Impact Socket Set

Standard depth WallDrive® sockets manufactured from Chrome Vanadium steel with electrodeposition finish for added corrosion resistance. Set includes three extension bars, 3/4" Sq drive adaptor and universal joint. Suitable for use with impact tools and supplied in metal storage case.

Drive: 1/2" Sq


Contents: Sockets; 10, 11, 12, 13, 14, 15, 16, 17, 18, 19, 21, 22, 24, 27mm, Extension Bars; 50, 150, 250mm, Adaptor 1/2" Sq (F) x 3/4" Sq (M), 1/2" Sq Universal Joint



C SX039 3pc 1/2" Sq Drive Alloy Wheel Ultra-Power Impact Socket Set

Five times stronger than the conventional design and tested to 500Nm. Innovative design features a protective metal colour-coded ring that prevents the socket wall spreading. Each socket is sleeved and has an insert to prevent damage to alloy wheels and nuts. Supplied in storage case.

Contents: 17, 19, 21mm



E AK5815M 15pc 1/2" Sq Drive Deep Impact Socket Set

Deep WallDrive® sockets manufactured from Chrome Vanadium steel with electrodeposition finish for added corrosion resistance. Set includes extension bars and universal joint. Suitable for use with impact tools and supplied in metal storage case.

Drive: 1/2" Sq

Contents: Sockets; 10, 12, 13, 15, 16, 17, 18, 19, 21, 22, 24, 27mm, Extension Bars; 125, 250mm, 1/2" Sq Universal Joint



B AK5615M 15pc 1/2" Sq Drive Impact Socket & Wheel Nut Remover Set

Comprehensive impact socket set. Consists of three Chrome Molybdenum locking wheel nut removal sockets. Three Chrome Molybdenum colour-coded alloy wheel impact sockets with protective sleeve. Nine hardened and tempered Chrome Vanadium steel impact sockets with a phosphate finish for greater corrosion resistance. All impact sockets are WallDrive®, which allows a transfer of up to 30% more torque to the fixing. Supplied in storage case.

Drive: 1/2" Sq

Contents: Wheel Nut Removers; 18.5, 21.5, 26mm, Alloy Wheel Impact Sockets; 17, 19, 21mm, Impact Sockets; 10, 11, 13, 14, 17, 19, 22, 24, 27mm



D AK5900B 8pc Impact Socket Adaptor Set

Comprehensive set of impact adaptors for use on all types of impact tools. Manufactured from drop-forged Chrome Vanadium steel with phosphate finish for added corrosion resistance. Supplied in storage case.

Contents: 1/4" (F) x 3/8" (M), 3/8" (F) x 1/4" (M), 3/8" (F) x 1/2" (M), 1/2" (F) x 3/8" (M), 1/2" (F) x 3/4" (M), 3/4" (F) x 1/2" (M), 3/4" (F) x 1" (M), 1" (F) x 3/4" (M) Sq Drive



F AK5614M 13pc 1/2" Sq Drive 12-Point Impact Socket Set

Hardened and heat treated Chrome Molybdenum steel 12-point impact sockets with a phosphate finish for corrosion resistance. Suitable for use with air/electric impact guns. Supplied in storage case.

Drive: 1/2" Sq

Contents: 10, 11, 12, 13, 14, 15, 16, 17, 18, 19, 21, 22, 24mm

A Premier

10-24mm MM 3/8" Sq Drive



A AK68217

17pc 3/8" Sq Drive Impact Socket Set

Manufactured from Chrome Vanadium steel, hardened, tempered and with a phosphate finish for added corrosion resistance. Standard depth WallDrive® sockets allow a transfer of up to 30% more torque to the fixing. Supplied in storage case.

Type:	3/8" Sq Drive
Quantity of Sockets:	13
Contents:	Sockets; 10, 11, 12, 13, 14, 15, 16, 17, 18, 19, 21, 22, 24mm, Extension Bars; 75, 150mm, 3/8" Sq Drive Universal Joint, 3/8" Sq(F)-1/2" Sq(M) Adaptor

C Premier

1/2" Sq Drive



C AK5514

6pc 1/2" Sq Drive Impact Adaptor & Extension Bar Set

Chrome Vanadium steel extension bars and adaptors. Chrome Molybdenum steel universal joint. Phosphate finish for added corrosion resistance. Spring-ball socket retainer. Suitable for use with any impact tool. Supplied in storage case.

Drive:	1/2" Sq Drive
Contents:	Extension Bars; 75, 150, 250mm, Adaptors; 1/2"(F)-3/8"(M), 1/2"(F)-3/4"(M), Universal Joint



All Premier and Siegen Hand Tools are covered by a no-quibble lifetime guarantee* against manufacturing defects. See www.sealey.co.uk for full details.

B



MM

1/2" Sq Drive



10-24mm

Low Profile

Premier

B AK5613LP

13pc 1/2" Sq Drive Low Profile Impact Socket Set

Hardened and heat treated Chrome Molybdenum steel impact sockets with a phosphate finish for corrosion resistance. WallDrive® sockets allow a transfer of up to 30% more torque to the fixing. Low profile sockets with a depth of just 28mm, ideal for use in any application where access is restricted. Suitable for use with air/electric impact guns. Supplied in storage case.

Type:	1/2" Sq Drive
Quantity of Sockets:	13
Contents:	10, 11, 12, 13, 14, 15, 16, 17, 18, 19, 21, 22, 24mm

D



MM

IMP



Premier

Standard Deep

3/8" & 1/2" Sq Drive

D AK681

32pc 3/8" & 1/2" Sq Drive Impact Socket Set Standard/Deep - Metric/Imperial

Manufactured from Chrome Vanadium steel with an electrode position finish for added corrosion resistance. Suitable for use with impact tools. Supplied in storage case.

Contents:	
3/8" Sq Drive Sockets:	8, 9, 10, 11, 12, 14, 15, 16, 17mm
1/2" Sq Drive Sockets:	17, 19, 22, 30mm, 1/2", 9/16", 11/16", 13/16", 1", 1-1/8"
1/2" Sq Drive Deep Sockets:	13, 15, 17, 18, 19, 21, 22, 24, 27, 30mm
Extension Bars:	3/8" x 75mm, 1/2" x 75mm
Adaptor:	1/2"(F)-3/8"(M)

A Premier10-24mm  MM **1/2"**
Sq Drive**A AK5613M****13pc 1/2" Sq Drive Impact Socket Set**

Manufactured from Chrome Vanadium steel, hardened, tempered and with a phosphate finish for added corrosion resistance. Standard depth WallDrive® sockets allow a transfer of up to 30% more torque to the fixing.

Quantity of Sockets:	13
Type:	1/2" Sq Drive - Standard
Contents:	10, 11, 12, 13, 14, 15, 16, 17, 18, 19, 21, 22, 24mm

B NEW Premier10-32mm  MM **1/2"**
Sq Drive**B AK5624M****16pc 1/2" Sq Drive Impact Socket Set**

Manufactured from Chrome Vanadium steel, hardened, tempered and with a phosphate finish for added corrosion resistance. Standard depth 6-point WallDrive® sockets allow a transfer of up to 30% more torque to the fixing.

Quantity of Sockets:	16
Type:	1/2" Sq Drive - Standard
Contents:	10, 11, 12, 13, 14, 15, 16, 17, 18, 19, 21, 22, 24, 27, 30, 32mm

C Premier10-32mm  MM **1/2"**
Sq Drive
Deep**C AK5816M****16pc 1/2" Sq Drive Deep Impact Socket Set**

Manufactured from Chrome Vanadium steel, hardened, tempered and with a phosphate finish for added corrosion resistance. Deep WallDrive® sockets allow a transfer of up to 30% more torque to the fixing.

Quantity of Sockets:	16
Type:	1/2" Sq Drive - Deep
Contents:	10, 11, 12, 13, 14, 15, 16, 17, 18, 19, 21, 22, 24, 27, 30, 32mm

D Premier10-32mm  MM **1/2"**
Sq Drive
Standard
Deep**D AK5634M****34pc 1/2" Sq Drive Impact Socket Set**

Master set of impact sockets manufactured from Chrome Vanadium steel. Hardened and tempered with a phosphate finish for added corrosion resistance. Standard and deep WallDrive® sockets allow a transfer of up to 30% more torque to the fixing.

Quantity of Sockets:	32
Type:	1/2" Sq Drive - Standard & Deep
Contents:	10, 11, 12, 13, 14, 15, 16, 17, 18, 19, 21, 22, 24, 27, 30, 32mm (1 of each Standard and Deep), 125mm Extension Bar, Universal Joint

A

MM

1/2"
Sq Drive



Premier

LOCK-ON™



10-24mm

A AK5616M

13pc 1/2" Sq Drive Lock-On™ Impact Socket Set

Manufactured from Chrome Molybdenum steel with manganese phosphate finish for added corrosion resistance. Features specially machined flutes in the walls of the socket to enable use on up to 85% rounded fasteners. This not only provides added strength but also prevents damage to worn or rusted fixings. Suitable for use with air/electric impact guns. Supplied in storage case.

Quantity of Sockets:	13
Type:	1/2" Sq Drive - Standard
Contents:	10, 11, 12, 13, 14, 15, 16, 17, 18, 19, 21, 22, 24mm

LOCK-ON™

Features specially machined flutes in the walls of the ring end which enable use on up to 85% rounded fasteners. This not only provides added strength but also prevents further damage to worn or rusted fixings.

C

Premier



10-24mm

MM

1/2"
Sq Drive



C AK5613TD

13pc 1/2" Sq Drive Total Drive® Impact Socket Set

Hardened and heat treated Chrome Molybdenum steel Total Drive® Impact sockets with a phosphate finish for corrosion resistance. All are suitable for Spline, Metric Hex and Metric Bi-Hex and many are equivalent to TRX-Star®, Whitworth, Imperial Hex and Imperial Bi-Hex. Suitable for use with air/electric impact guns. Supplied in storage case.

Quantity of Sockets:	13
Type:	1/2" Sq Drive - Standard
Contents:	10, 11, 12, 13, 14, 15, 16, 17, 18, 19, 21, 22, 24mm

B

MM

1/2"
Sq Drive



Premier

LOCK-ON™

Deep 10-32mm

B AK5817M

16pc 1/2" Sq Drive Deep Lock-On™ Impact Socket Set

Manufactured from Chrome Molybdenum steel with manganese phosphate finish for added corrosion resistance. Features specially machined flutes in the walls of the socket to enable use on up to 85% rounded fasteners. This not only provides added strength but also prevents damage to worn or rusted fixings. Suitable for use with air/electric impact guns. Supplied in storage case.

Quantity of Sockets:	16
Type:	1/2" Sq Drive - Deep
Contents:	10, 11, 12, 13, 14, 15, 16, 17, 18, 19, 21, 22, 24, 27, 30, 32mm



D

3/8"
Sq Drive

1/2"
Sq Drive

3/4"
Sq Drive

1"
Sq Drive



D SEE BELOW

Impact Extension Bars

Drop-forged steel extension bars. Suitable for use on all types of impact tool. Chrome Vanadium steel used on 3/8" and 1/2" Sq drive sizes. Chrome Molybdenum steel used on 3/4" and 1" Sq drive sizes, which demand higher torque rates. Phosphate finish for added corrosion resistance. Spring-ball socket retainer and drilled head to accept retaining pin where applicable.

Model No:	Drive:	Length:	Material:
AK5503	3/8" Sq	75mm	CrV
AK5504	3/8" Sq	150mm	CrV
AK5501	1/2" Sq	75mm	CrV
AK55012	1/2" Sq	125mm	CrV
AK5502	1/2" Sq	150mm	CrV
AK55022	1/2" Sq	250mm	CrV
AK5505	3/4" Sq	100mm	CrM
AK5506	3/4" Sq	150mm	CrM
AK5507	3/4" Sq	200mm	CrM
AK5508	3/4" Sq	250mm	CrM
AK5510	1" Sq	150mm	CrM
AK5511	1" Sq	200mm	CrM
AK5512	1" Sq	250mm	CrM

**A AK5513****4pc 1/2" Sq Drive Impact Extension Bar Set**

Drop-forged Chrome Vanadium steel extension bars. Suitable for use on all types of impact tool. Phosphate finish for added corrosion resistance and spring-ball socket retainer. Supplied in storage tray.

Drive:	1/2" Sq
Lengths:	75, 125, 150, 250mm

**B AK5514****6pc 1/2" Sq Drive Impact Adaptor & Extension Bar Set**

Chrome Vanadium steel extension bars and adaptors. Chrome Molybdenum steel universal joint. Phosphate finish for added corrosion resistance. Spring-ball socket retainer. Suitable for use with any impact tool. Supplied in storage case.

Drive:	1/2" Sq
Contents:	Extension Bars; 75, 150, 250mm, Adaptors; 1/2"(F) x 3/8"(M), 1/2"(F) x 3/4"(M), Universal Joint

**C AK5618M****9pc 1/2" Sq Drive Impact Socket Set**

Manufactured from Chrome Vanadium steel, hardened, tempered and with a phosphate finish for added corrosion resistance. Standard depth WallDrive® sockets allow a transfer of up to 30% more torque to the fixing. Colour-coded rings for fast identification. Supplied with composite socket rail.

Type:	1/2" Sq Drive - Standard
Quantity of Sockets:	16
Contents:	10, 13, 15, 16, 17, 18, 19, 21, 24mm

**E AK5625M****16pc 1/2" Sq Drive Impact Socket Set**

Manufactured from Chrome Vanadium steel, hardened, tempered and with a phosphate finish for added corrosion resistance. Standard depth 6-point WallDrive® sockets allows a transfer of up to 30% more torque to the fixing. Colour-coded rings for fast identification.

Type:	1/2" Sq Drive - Standard
Quantity of Sockets:	16
Contents:	10, 11, 12, 13, 14, 15, 16, 17, 18, 19, 21, 22, 24, 27, 30, 32mm

**D AK5617M****13pc 1/2" Sq Drive Impact Socket Set**

Manufactured from Chrome Vanadium steel, hardened, tempered and with a phosphate finish for added corrosion resistance. Standard depth WallDrive® sockets allow a transfer of up to 30% more torque to the fixing. Colour-coded rings for fast identification. Supplied in storage case.

Type:	1/2" Sq Drive - Standard
Quantity of Sockets:	13
Contents:	10, 11, 12, 13, 14, 15, 16, 17, 18, 19, 21, 22, 24mm

**F AK5818M****16pc 1/2" Sq Drive Impact Socket Set**

Manufactured from Chrome Vanadium steel, hardened, tempered and with a phosphate finish for added corrosion resistance. Deep WallDrive® sockets allow a transfer of up to 30% more torque to the fixing. Colour-coded rings for fast identification. Supplied in storage case.

Type:	1/2" Sq Drive - Deep
Quantity of Sockets:	16
Contents:	10, 11, 12, 13, 14, 15, 16, 17, 18, 19, 21, 22, 24, 27, 30, 32mm



A AK5900
8pc Impact Socket Adaptor Set

Comprehensive set of impact adaptors for use on all types of impact tools. Manufactured from drop-forged Chrome Vanadium steel with phosphate finish for added corrosion resistance.

Contents: 1/4"(F) x 3/8"(M), 3/8"(F) x 1/4"(M), 3/8"(F) x 1/2"(M), 1/2"(F) x 3/8"(M), 1/2"(F) x 3/4"(M), 3/4"(F) x 1/2"(M), 3/4"(F) x 1"(M), 1"(F) x 3/4"(M) Sq Drive



B AK5900B
8pc Impact Socket Adaptor Set

Comprehensive set of impact adaptors for use on all types of impact tools. Manufactured from drop-forged Chrome Vanadium steel with phosphate finish for added corrosion resistance. Supplied in storage case.

Contents: 1/4"(F) x 3/8"(M), 3/8"(F) x 1/4"(M), 3/8"(F) x 1/2"(M), 1/2"(F) x 3/8"(M), 1/2"(F) x 3/4"(M), 3/4"(F) x 1/2"(M), 3/4"(F) x 1"(M), 1"(F) x 3/4"(M) Sq Drive



C-H SEE BELOW
Impact Adaptors

Drop-forged steel adaptors. Suitable for use on all types of impact tool. Chrome Vanadium steel used on Model No's AK5400 and AK5401. Chrome Molybdenum steel used where applications demand higher torque rates. Phosphate finish for added corrosion resistance. Spring-ball socket retainer and drilled head to accept retaining pin where applicable.

Model No:	Female:	Male:	Length:	Material
C AK5400	3/8"Sq	1/2"Sq	36mm	CrV
D AK5401	1/2"Sq	3/8"Sq	38mm	CrV
E AK5402	1/2"Sq	3/4"Sq	48mm	CrM
F AK5403	3/4"Sq	1/2"Sq	58mm	CrM
G AK5404	3/4"Sq	1"Sq	63mm	CrM
H AK5405	1"Sq	3/4"Sq	70mm	CrM



I-L SEE BELOW
Impact Universal Joints

Drop-forged steel universal joints. Suitable for use on all types of impact tool. Chrome Vanadium steel used on 3/8"Sq drive size. Chrome Molybdenum steel used where applications demand higher torque rates. Phosphate finish for added corrosion resistance. Spring-ball socket retainer and drilled head to accept retaining pin where applicable.

Model No:	Female:	Length:	Material
I AK5497	3/8"Sq	50mm	CrV
J AK5500	1/2"Sq	70mm	CrM
K AK5498	3/4"Sq	110mm	CrM
L AK5499	1"Sq	130mm	CrM



M AK5523
4pc Impact Socket Adaptor Set

Set of impact adaptors for use on all types of impact tools. Manufactured from drop-forged Chrome Molybdenum steel with a manganese phosphate finish for corrosion resistance.

Contents: 3/8"(F) x 1/4"(M), 1/4"(F) x 3/8"(M), 3/8"(F) x 1/2"(M), 1/2"(F) x 3/8"(M) Sq Drive



N AK5524
3pc Low Profile Impact Socket Adaptor Set

Set of impact adaptors for use on all types of impact tools. Manufactured from drop-forged Chrome Molybdenum steel with manganese phosphate finish for added corrosion resistance. Low profile design to get to spaces that would otherwise be inaccessible.

Contents: 1/4"(F) x 3/8"(M), 3/8"(F) x 1/2"(M), 1/2"(F) x 3/4"(M)



O AK5521
3pc Impact Socket Adaptor Set

Manufactured from Chrome Vanadium steel with manganese phosphate finish for added resistance from corrosion. Turns any power drill into a power nut driver with added reach. Contains 1/4", 3/8" and 1/2"Sq drive adaptors.

Contents: 65mm 1/4"Hex x 1/4"Sq Drive, 65mm 1/4"Hex x 3/8"Sq Drive, 75mm 1/4"Hex x 1/2"Sq Drive

1/4"
Sq Drive3/8"
Sq Drive1/2"
Sq Drive

Premier

A AK5522**7pc Impact Socket Adaptor Set**

Manufactured from Chrome Vanadium and Chrome Molybdenum steel with manganese phosphate finish for added resistance from corrosion. Includes three hex shank power tool socket adaptors and four square drive socket adaptors.

Contents: 65mm 1/4"Hex x 1/4"Sq Drive, 65mm 1/4"Hex x 3/8"Sq Drive, 75mm 1/4"Hex x 1/2"Sq Drive, 3/8"(F) x 1/4"(M), 1/4"(F) x 3/8"(M), 3/8"(F) x 1/2"(M), 1/2"(F) x 3/8"(M)

1/4" & 3/8"
Sq Drive

Low Profile

Premier

MM

C AK5525**9pc 1/4" & 3/8" Sq Drive Low Profile Hex Impact Socket Bit Set**

Manufactured from Chrome Molybdenum steel with manganese phosphate finish for added resistance from corrosion. Low profile for use in areas that may otherwise be inaccessible. Supplied in an EVA storage tray.

Drive: 1/4" & 3/8"Sq
Minimum/Maximum Length: 25/40mm
Contents: 1/4"Sq Drive; 6, 7, 8, 10mm, 3/8"Sq Drive; 12, 14, 17, 18, 19mm


MM 1/2"
Sq Drive

Premier

E AK5601**8pc 1/2" Sq Drive Hex Impact Socket Bit Set**

Chrome Molybdenum steel impact sockets with 1/2"Sq drive. Phosphate finish for added corrosion resistance. Suitable for use with any impact tool. Supplied in storage case.

Drive: 1/2"Sq
Length: 78mm
Contents: Impact Hex Socket Bits; 5, 6, 8, 10, 12, 14, 17, 19mm



B

3/8"
Sq Drive


Premier

MM

B AK5620**8pc 3/8" Sq Drive Hex Impact Socket Bit Set**

Manufactured from hardened and tempered Chrome Molybdenum steel with a manganese phosphate finish for resistance to corrosion. 3/8"Sq drive impact hex socket bits with an additional locking 1/2"Sq drive quick change adaptor. Supplied in an EVA storage tray.

Contents: 3/8"Sq Drive Hex Socket Bits; 5, 6, 8, 10, 12, 14, 17mm, 1/2"Sq Drive Quick Change Adaptor



D

MM 1/2"
Sq Drive

Premier

D AK5609**9pc 1/2" Sq Drive Impact Hex Bit & Holder Set**

1/2"Sq drive Chrome Molybdenum steel bit holder with S2 steel bits. Phosphate finish for corrosion resistance. Suitable for use with any impact tool. Supplied in storage tray.

Drive: 1/2"Sq
Length: 35mm
Contents: 1/2"Sq Drive Bit Holder, Impact Hex Bits; 6, 7, 8, 10, 12, 14, 17, 19mm



F

3/4"
Sq Drive

MM

MM

14-23mm Premier

F AK6217**6pc 3/4" Sq Drive Impact Hex Socket Bit Set**

One-piece Chrome Molybdenum steel sockets. Phosphate finish for added corrosion resistance. Suitable for use with any impact tool. Supplied in steel storage case.

Drive: 3/4"Sq
Contents: 14, 17, 19, 21, 22, 23mm
Length: 60mm



A AK5586
6pc 3/4" Sq Drive Impact Hex Socket Bit Set
 Durable Chrome Molybdenum steel gives optimum balance between hardness and flexibility. Suitable for use with any impact tool. Supplied in storage case.

Drive:	3/4" Sq
Length:	108mm
Contents:	Impact Hex Socket Bits; 14, 17, 19, 22, 24, 27mm




B AK5621
8pc 3/8" Sq Drive Impact TRX-Star* Socket Bit Set
 Manufactured from hardened and tempered Chrome Molybdenum steel with a manganese phosphate finish for resistance to corrosion. 3/8" Sq drive TRX-Star* impact socket bits with an additional locking 1/2" Sq drive quick change adaptor. Supplied in an EVA storage tray.

Contents:	3/8" Sq Drive TRX-Star* Socket Bits; T30, T40, T45, T50, T55, T60, T70, 1/2" Sq Drive Quick Change Adaptor
-----------	--



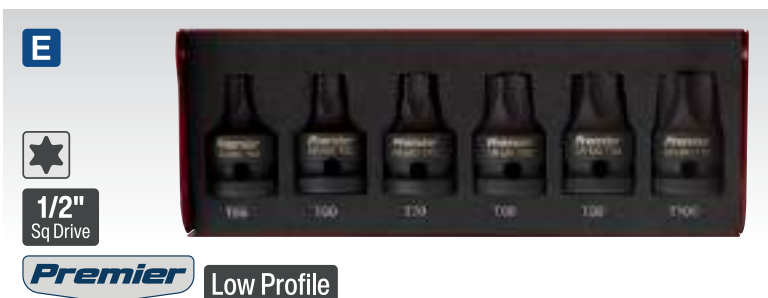
C AK5526
10pc 1/4" & 3/8" Sq Drive Low Profile Impact TRX-Star* Socket Bit Set
 Manufactured from Chrome Molybdenum steel with manganese phosphate finish for added resistance from corrosion. Low profile for use in areas that may otherwise be inaccessible. Supplied in storage tray.

Drive:	1/4", 3/8" Sq
Minimum Length:	25mm
Maximum Length:	40mm
Contents:	1/4" Sq Drive; T10, T15, T20, T25, T27, T30, 3/8" Sq Drive; T40, T45, T47, T50




D AK5610
9pc 1/2" Sq Drive Impact TRX-Star* Bit & Holder Set
 1/2" Sq drive Chrome Molybdenum steel bit holder with S2 steel bits. Phosphate finish for corrosion resistance. Suitable for use with any impact tool. Supplied in storage tray.

Drive:	1/2" Sq
Length:	35mm
Contents:	1/2" Sq Drive Bit Holder, Impact TRX-Star* Bits; T30, T40, T45, T47, T50, T55, T60, T70




E AK5607
6pc 1/2" Sq Drive Low Profile Impact TRX-Star* Socket Bit Set
 Chrome Molybdenum steel impact sockets with 1/2" Sq drive. Phosphate finish for added corrosion resistance. Suitable for use with any impact tool. Supplied in storage case.

Drive:	1/2" Sq
Length:	40mm
Contents:	Impact TRX-Star* Socket Bits; T55, T60, T70, T80, T90, T100



F AK5602
8pc 1/2" Sq Drive TRX-Star* Impact Socket Bit Set
 Chrome Molybdenum steel impact sockets with 1/2" Sq drive. Phosphate finish for added corrosion resistance. Suitable for use with any impact tool. Supplied in storage case.

Drive:	1/2" Sq
Length:	78mm
Contents:	Impact TRX-Star* Socket Bits; T30, T40, T45, T50, T55, T60, T70, T80



A  1/2"
Sq Drive

Premier

A AK2301

10pc 1/2" Sq Drive Impact TRX-Star* Female Socket Set

Chrome Molybdenum steel impact sockets with 1/2" Sq drive. Phosphate finish for added corrosion resistance. Suitable for use with any impact tool. Supplied in storage case.

Drive: 1/2" Sq

Contents: Impact TRX-Star* Female Socket; E10, E11, E12, E14, E16, E18, E20, E22, E24, 3/8" Sq(F) x 1/2" Sq(M) Adaptor



C  1/2"
Sq Drive



Premier

C AK5612

25pc 1/2" Sq Drive Impact TRX-Star*/Hex/Spline Bit Set

Comprehensive set of TRX-Star*, Hex and Spline bits in Chrome Molybdenum steel, including a 1/2" Sq drive bit holder with 2mm grub screw. Phosphate finish for corrosion resistance. Supplied in storage case.

Drive: 1/2" Sq

Length: 35mm

Contents: Bits; TRX-Star* - T30, T40, T45, T47, T50, T55, T60, T70, Hex - 6, 7, 8, 10, 12, 14, 17, 19mm, Spline - M6, M8, M9, M10, M12, M14, M16, M18, 1/2" Sq Drive Bit Holder



E  1/2"
Sq Drive

Premier

E AK5608

6pc 1/2" Sq Drive Impact Spline Socket Bit Set


Chrome Molybdenum steel impact sockets with 1/2" Sq drive. Phosphate finish for added corrosion resistance. Suitable for use with any impact tool. Supplied in storage case.

Drive: 1/2" Sq

Length: 40mm

Contents: Impact Spline Socket Bits; M8, M10, M12, M14, M16, M18



B  3/8"
Sq Drive



Premier


B AK5622

8pc 3/8" Sq Drive Spline Impact Socket Bit Set

Manufactured from hardened and tempered Chrome Molybdenum steel with a manganese phosphate finish for resistance to corrosion. 3/8" Sq drive impact spline socket bits with an additional locking 1/2" Sq drive quick change adaptor. Supplied in an EVA storage tray.

Contents: 3/8" Sq Drive Sockets; M6, M8, M10, M12, M14, M16, M18, 1/2" Sq Drive Quick Change Adaptor



D  1/2"
Sq Drive

Premier

D AK5611

9pc 1/2" Sq Drive Impact Spline Bit & Holder Set


1/2" Sq drive Chrome Molybdenum steel bit holder with S2 steel bits. Phosphate finish for corrosion resistance. Suitable for use with any impact tool. Supplied in storage tray.

Drive: 1/2" Sq

Length: 35mm

Contents: 1/2" Sq Drive Bit Holder, Impact Spline Bits; M6, M8, M9, M10, M12, M14, M16, M18



F  1/2"
Sq Drive

Premier

F AK5604

8pc 1/2" Sq Drive Impact Spline Socket Bit Set

Chrome Molybdenum steel impact sockets with 1/2" Sq drive. Phosphate finish for added corrosion resistance. Suitable for use with any impact tool. Supplied in storage case.

Drive: 1/2" Sq

Length: 78mm

Contents: Impact Spline Socket Bits; M5, M6, M8, M10, M12, M14, M16, M18

A



**3/8" & 1/2"
Sq Drive** **MM**

Premier

A AK21902

28pc 3/8" & 1/2" Sq Drive Impact TRX-Star*/Hex/Spline Bit Set

High quality impact grade S2 steel satin finish 36mm length bits. Specially heat treated CNC machined tips reduce stress and prevent cam-out under load. Torsion bits absorb impact and transfer maximum torque to the fixing. Hardened (58-62 HRC) and tempered for added strength. Colour-coded for fast identification. Supplied in storage case.

Drive: 3/8" & 1/2" Sq
Contents: TRX-Star* Bits; T10, T15, T20, T25, T27, T30, T40, T45, T50, T55, T60, Hex Bits; 4, 5, 6, 7, 8, 10, 12mm, Spline Bits; M5, M6, M8, M10, M12, M14, M16, M18, Drive Adaptors; 3/8" Sq x 10mm Hex, 1/2" Sq x 10mm Hex

B



**3/8" & 1/2"
Sq Drive** **MM**

Premier

B AK21901

42pc 3/8" & 1/2" Sq Drive Impact TRX-Star*/Hex/Spline Bit Set

High quality impact grade S2 steel satin finish bits, each size in 36 and 75mm lengths. Heat treated CNC machined tips reduce stress and prevent cam-out under load. Torsion bits absorb impact and transfer maximum torque to the fixing. Hardened (58-62 HRC) and tempered for added strength. Colour-coded for fast identification. Supplied in storage case with inclined tray for quick and easy bit selection.

Drive: 3/8" & 1/2" Sq
Contents: TRX-Star* Bits; T20, T25, T30, T40, T45, T50, T55, T60 (1 each 36 and 75mm), Hex Bits; 4, 5, 6, 7, 8, 10, 12mm (1 each 36 and 75mm), Spline Bits; M5, M6, M8, M10, M12 (1 each 36 and 75mm), Drive Adaptors; 3/8" Sq x 10mm Hex, 1/2" Sq x 10mm Hex

C



**3/4"
Sq Drive**

Premier

C AK5617

12pc 3/4" Sq Drive Impact Socket Bit & Accessories Set

Chrome Molybdenum steel impact socket, bits and accessories. Phosphate finish for added corrosion resistance. Suitable for use with any impact tool. Supplied in storage case.

Drive: 3/4" Sq
Length: 65mm
Contents: Bits; TRX-Star* - T70, T80, T90, T100, Hex - 14, 17, 19, 21, 22mm, Adaptor; 1/2"(M) x 3/4"(F) Sq Drive, 3/4" Sq Drive 165mm Extension Bar, 3/4" Sq Drive Bit Holder



A

Siegen

For stubby version,
order Model No. S01170

A SEE BELOW**Slotted Screwdrivers**

Designed for light trade or DIY use. Chrome Vanadium steel satin finish shafts with shot blasted and magnetized tips. Contoured soft grip handles with colour-coding for fast identification.

Model No:	Type:	Size:
S01170	Slotted (Stubby)	6 x 38mm
S01171	Slotted	3 x 75mm
S01172	Slotted	5 x 100mm
S01173	Slotted	5 x 125mm
S01174	Slotted	6 x 100mm
S01175	Slotted	6 x 150mm
S01176	Slotted	8 x 150mm
S01177	Slotted	8 x 200mm

B

Siegen

For stubby version,
order Model No. S01178

B SEE BELOW**Phillips Screwdrivers**

Designed for light trade or DIY use. Chrome Vanadium steel satin finish shafts with shot blasted and magnetized tips. Contoured soft grip handles with colour-coding for fast identification.

Model No:	Type:	Size:
S01178	Phillips (Stubby)	#2 x 38mm
S01179	Phillips	#0 x 75mm
S01180	Phillips	#1 x 75mm
S01181	Phillips	#2 x 100mm
S01182	Phillips	#3 x 150mm

C

Siegen

For stubby version,
order Model No. S01183


C SEE BELOW**Pozi Screwdrivers**

Designed for light trade or DIY use. Chrome Vanadium steel satin finish shafts with shot blasted and magnetized tips. Contoured soft grip handles with colour-coding for fast identification.

Model No:	Type:	Size:
S01183	Pozi (Stubby)	#2 x 38mm
S01184	Pozi	#0 x 75mm
S01185	Pozi	#1 x 75mm
S01186	Pozi	#2 x 100mm
S01187	Pozi	#3 x 150mm

Siegen

Colour-coded handles for fast identification.



Hanging hole for
alternative storage.



Chrome Vanadium steel
satin finish shafts and
soft grip handles.



Shot blasted and
magnetized tips.



A-F SEE BELOW

Soft Grip Screwdriver Sets

Selection of popular sized screwdrivers. Chrome Vanadium steel shafts with satin finish. Shot blasted with magnetized tips. Contoured soft grip handles with colour-coding for fast identification.




A S0615
6pc Soft Grip Screwdriver Set

Contents: Slotted; 4 x 100, 5.5 x 125, 6.5 x 150, Pozi; #0 x 75, #1 x 80, #2 x 100mm




B S0616
12pc Soft Grip Screwdriver Set

Contents: Slotted; 6 x 38, 5 x 100, 6 x 100, 6 x 150, 8 x 200mm, Phillips; #1 x 75, #2 x 38, #2 x 100, TRX-Star*; T10 x 100, T15 x 100, T20 x 100, T25 x 100mm



C S0598
23pc Soft Grip Screwdriver & Bit Set

Contents: Slotted; 2 x 50, 2.5 x 50, 3 x 50, 4 x 75 (Insulated), 5 x 75, 6 x 100, 8 x 150mm, Phillips; #00 x 50, #0 x 50, #1 x 50mm, #1 x 75, #2 x 100mm, Bit Holder & Bits; Pozi - #1, #2, TRX-Star* - T10, T15, T20, T25, T30, Hex - 3, 4, 6mm



D S0897
8pc TRX-Star* Screwdriver Set

Hardened and tempered Chrome Vanadium steel shafts with a satin finish. Shot blasted and magnetized tips.

Contents: T8 x 75, T10 x 75, T15 x 100, T20 x 100, T25 x 100, T27 x 100, T30 x 125, T40 x 125mm



E S0617
24pc Soft Grip Screwdriver Set

Contents: Slotted; 6 x 38, 3 x 75, 4 x 100, 5 x 100, 6 x 100, 5 x 150, 6 x 150, 8 x 200mm, Phillips; #0 x 75, #1 x 75, #2 x 38, #2 x 100, #3 x 150mm, Pozi; #0 x 75, #2 x 100mm, TRX-Star*; T10 x 100, T15 x 100, T20 x 100, T25 x 100, T30 x 100mm, Tack Puller, Scratch Awl, Bit Driver, Magnetizer/Demagnetizer



F S0923
21pc Screwdriver Set

Contents: Slotted; 6 x 150, 8 x 150mm, Phillips; #1 x 75, #2 x 100mm, Pozi; #1 x 75, #2 x 100mm, Bit Holder, Bits; Slotted - 4, 5mm, Phillips - #3, Pozi - #3, Hex - 2, 2.5, 3, 4, 5, 5.5, 6mm, TRX-Star* - T15, T20, T25

A



B



Siegen

Siegen

A-B SEE RIGHT

44pc Screwdriver, Hex Key & Bit Sets

Selection of popular sized screwdrivers, hex keys, bit driver and bits. Chrome Vanadium steel satin finish shafts with shot blasted and magnetized tips. Contoured soft grip handles with colour-coding for fast identification. Supplied in display stand.

Contents: Screwdrivers; Slotted - 3 x 75, 4 x 100, 5 x 100, 6 x 125, 8 x 150mm, Phillips - #0 x 75, #1 x 75, #2 x 100, #3 x 150mm, Pozidriv - #0 x 75, #1 x 75, #2 x 100, #3 x 150mm, TRX-Star* - T25 x 100, T27 x 100, T30 x 125, T40 x 125mm, Bit Driver, 1/4" Hex Bits; TRX-Star* - T7, T8, T9, T10, T15, T20, Hex - 3, 4, 5, 6mm, Hex Keys; Metric - 1.5, 2, 2.5, 3, 4, 5, 5.5, 6mm, Imperial - 1/16", 5/64", 3/32", 1/8", 5/32", 3/16", 7/32", 1/4"

Model No: Hammer-Thru:

A S01090 B S01106

C



D



Siegen

Siegen

C-D SEE RIGHT

61pc Screwdriver, Bit & Nut Driver Sets

Selection of popular sized screwdrivers, nut drivers, bit driver and bits. Chrome Vanadium steel satin finish shafts with shot blasted and magnetized tips. Contoured soft grip handles with colour-coding for fast identification. Supplied with wall mountable display stand which features a built-in magnetizer/demagnetizer.

Contents: Screwdrivers; Slotted - 6 x 38, 3 x 75, 4 x 100, 5 x 100, 6 x 100, 6 x 150, 8 x 200mm, Phillips - #0 x 75, #2 x 38, #1 x 100, #2 x 100, #3 x 150mm, Pozidriv - #0 x 75, #1 x 100, #2 x 100, #3 x 150mm, VDE; Slotted - 3 x 75mm, Phillips - 0 x 75, 1 x 80, 2 x 100mm, TRX-Star* - T20 x 100, T25 x 100, T27 x 100, T30 x 125, T40 x 125mm, Bit Driver, 1/4" Hex Bits; TRX-Star* - T7, T8, T9, T10, T15, Slotted - 4, 6mm, Phillips - #1, #2 (x2), #3, Pozidriv - #1, #2 (x2), #3, Hex - 3, 4, 5, 6, 7, 8mm, Square - 1, 2, 3mm, Nut Drivers; Metric - 6, 7, 8, 10, 12mm, Imperial - 3/16", 1/4", 5/16", 3/8", 7/16", Magnetizer/Demagnetizer

Model No: Hammer-Thru:

C S01152 D S01153

E S01248

100pc Screwdriver, Bit & Nut Driver Set


Selection of popular sized screwdrivers, nut drivers, bit driver and 60 bits. Chrome Vanadium steel satin finish shafts with shot blasted and magnetized tips. Contoured soft grip handles with colour-coding for fast identification. Supplied with wall mountable display stand which features a built-in magnetizer/demagnetizer.

Contents: Screwdrivers; Slotted - 3 x 75, 4 x 100, 5 x 100, 6 x 100, 8 x 150, Phillips - #0 x 75, #1 x 100, #1 x 150, #2 x 100, #3 x 150, Pozidriv - #0 x 75, #1 x 100, #1 x 150, #2 x 100, #3 x 150, TRX-Star* - T10 x 75, T15 x 75, T20 x 100, T25 x 100, T30 x 100, Square - 0 x 75, 1 x 75, 2 x 100, Bit Driver - 10 x 75mm, Precision Screwdrivers; Slotted - 2 x 50, 3 x 50mm, Phillips - #00 x 50, #0 x 50mm, TRX-Star* - T6 x 50, T7 x 50, T8 x 50, T10 x 50mm, Double Ended Offset Screwdrivers 115mm; PH #1 x SL5, PH #2 x SL6, Bits; Slotted - 2, 3, 4, 5, 5.5, 6mm, Phillips - #0 (x3), #1 (x4), #2 (x4), #3 (x2), Pozidriv - #0 (x3), #1 (x4), #2 (x4), #3 (x2), TRX-Star* - T10 (x2), T15 (x2), T20 (x2), T25 (x2), T30 (x2), T40 (x2), Hex - 2 (x2), 2.5 (x2), 3 (x2), 4 (x2), 5 (x2), 5.5 (x2), 6mm (x2), Square - 1, 2, Nut Drivers; 5, 6, 7, 8, 9, 10mm

E NEW



Siegen



A S0895
3pc Extra-Long Screwdriver Set
 Hardened and tempered 450mm extra-long Chrome Vanadium steel shafts with a satin polished finish. Shot blasted and magnetized tips. Contoured soft grip handles with colour-coding for fast identification.
Contents: Slotted; 8 x 450mm, Phillips; #2 x 450, #3 x 450mm



PowerMAX® Trade Screwdrivers

High quality S2 steel, satin finished shafts with shot blasted and magnetized tips. Ergonomically shaped handles minimize roll and maximize power transfer from hand to fixing. Feature distinctive driver type markings for fast identification and hanging holes for alternative storage.



B AK4332
11pc PowerMAX® Screwdriver Set
Contents: Slotted; 3 x 75, 5 x 125, 6 x 150, 8 x 150mm, Phillips; #1 x 80, #2 x 100, Pozi; #1 x 80, #2 x 100mm, VDE Screwdrivers - Slotted; 4 x 100mm, Phillips; #1 x 80mm, 110-480mm Telescopic Magnetic Pick-Up Tool



C AK4333
21pc PowerMAX® Screwdriver & Bit Set
Contents: Slotted; 6 x 150, 8 x 150mm, Phillips; #1 x 75, #2 x 100mm, Pozi; #1 x 75, #2 x 100mm, Bit Holder, Bits - Slotted; 4, 5mm, Phillips; #3, Pozi; #3, Hex; 2, 2.5, 3, 4, 5, 5.5, 6mm, TRX-Star*; T15, T20, T25



D AK6125
7pc Screwdriver Set - VDE Approved
 Fully insulated to VDE and EN 60900 standards to protect from electric shocks up to 1000V. Ideal for technicians working on modern hybrid and electrical vehicles.
Contents: Slotted; 3 x 75, 4 x 100, 5.5 x 125, 6.5 x 150mm, Phillips; #0 x 75, #1 x 80, #3 x 100mm





A HV003

8pc Screwdriver Set - Hi-Vis Orange

High quality Chrome Vanadium steel satin finished shafts with shot blasted and magnetized tips. Ergonomically shaped handles maximize power transfer from hand to fixing. Feature hi-visibility handles with hanging holes for easy storage.

Contents: Slotted; 3 x 75, 4 x 100, 6 x 150, 8 x 200mm, Phillips; #1 x 75, #2 x 100mm, Pozi; #1 x 75, #2 x 100mm




B HV001

8pc Screwdriver Set - Hi-Vis Green

High quality Chrome Vanadium steel satin finished shafts with shot blasted and magnetized tips. Ergonomically shaped handles maximize power transfer from hand to fixing. Feature hi-visibility handles with hanging holes for easy storage.

Contents: Slotted; 3 x 75, 4 x 100, 6 x 150, 8 x 200mm, Phillips; #1 x 75, #2 x 100mm, Pozi; #1 x 75, #2 x 100mm



C AK4314

4pc JIS Screwdriver Set

High quality Chrome Vanadium steel satin finished shafts with shot blasted and magnetized tips. Soft grip handles maximize power transfer from hand to fixing. JIS Screwdrivers for Japanese Industrial Standard Screws commonly found on Japanese manufactured cars and motorcycles. Using the correct JIS Screwdrivers will prevent cam-out, therefore preventing the damage to JIS fixings that Phillips screwdrivers can cause.

Contents: JIS; #2 x 38, #1 x 75, #2 x 100, #3 x 150mm



D TBT14

6pc Screwdriver Set with Tool Tray

Tool Tray with Screwdriver Set. Suitable for selected Superline PRO® and Premier tool chests.

Contents: Slotted; 6.5 x 100, 8 x 150mm, Phillips; #1 x 75, #2 x 100mm, Pozi; #1 x 75, #2 x 100mm

Tray Size (W x D x H): 176.5 x 397 x 55mm



E TBTP04

72pc Screwdriver Set with Tool Tray

For full specification, see page 17.





A-C Premier



Model No. AK4351



For stubby version, order Model No. AK4350



GripMAX® Screwdrivers

High quality Chrome Vanadium steel satin finished shafts with shot blasted and magnetized tips. Ergonomic polypropylene and TPV rubber soft grip handles maximize power transfer from hand to fixing. Includes hanging holes for alternative storage.

A SEE BELOW

Slotted

Model No:	Type:	Size:
AK4350	Slotted (Stubby)	6 x 38mm
AK4351	Slotted	3 x 75mm
AK4352	Slotted	4 x 100mm
AK4353	Slotted	5 x 125mm
AK4354	Slotted	6 x 100mm
AK4355	Slotted	6 x 150mm
AK4356	Slotted	8 x 150mm
AK4357	Slotted	8 x 200mm

B SEE BELOW

Phillips

Model No:	Type:	Size:
AK4358	Phillips (Stubby)	#2 x 38mm
AK4359	Phillips	#0 x 75mm
AK4360	Phillips	#1 x 75mm
AK4361	Phillips	#2 x 100mm
AK4362	Phillips	#3 x 150mm

C SEE BELOW

Pozi

Model No:	Type:	Size:
AK4363	Pozi (Stubby)	#2 x 38mm
AK4364	Pozi	#0 x 75mm
AK4365	Pozi	#1 x 75mm
AK4366	Pozi	#2 x 100mm
AK4367	Pozi	#3 x 150mm



Each size clearly marked for quick and easy identification.

Includes hanging hole for alternative storage.

Chrome Vanadium steel shafts.

Shot blasted and magnetized tips.

D



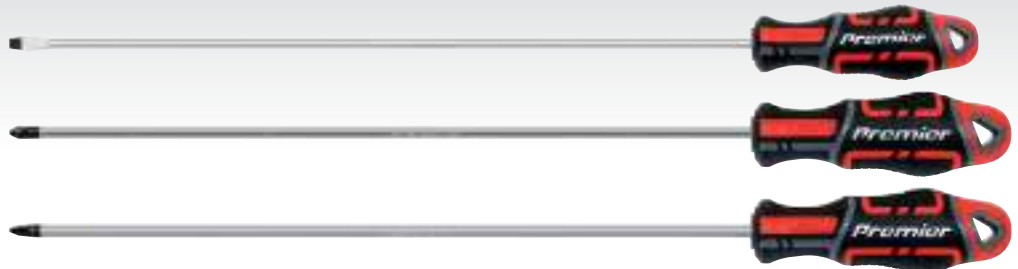
D AK4369DS

66pc Countertop Display GripMAX® Individual Screwdrivers

High quality Chrome Vanadium steel satin finished shafts with shot blasted and magnetized tips. Ergonomic polypropylene and TPR soft grip handles maximize power transfer from hand to fixing. Includes hanging holes for alternative storage. Supplied with a strong and compact countertop display stand.

Contents: Slotted; 6 x 38, 3 x 75, 4 x 100, 6 x 150, 8 x 200mm, Phillips; #2 x 38, #1 x 75, #2 x 100mm, Pozi; #2 x 38, #1 x 75, #2 x 100mm (6 of each)

E NEW Long



E AK4372

3pc GripMAX® Long Screwdriver Set

Long 300mm Chrome Vanadium steel satin finished shafts with shot blasted and magnetized tips. Ergonomic polypropylene and TPV rubber soft grip handles maximize power transfer from hand to fixing. Ideal for use where access is restricted. Includes hanging hole for alternative storage.

Contents: Slotted - 5.5 x 300mm, Phillips - #2 x 300mm, Pozi - #2 x 300mm

High quality Chrome Vanadium steel satin finished shafts with shot blasted and magnetized tips. Ergonomic polypropylene and TPV rubber soft grip handles maximize power transfer from hand to fixing. Includes hanging holes for alternative storage.



A-B SEE RIGHT

7pc GripMAX® Screwdriver Sets

Contents: Slotted; 3 x 75, 4 x 100, 6 x 150, 8 x 200mm, Phillips; #0 x 75, #1 x 75, #2 x 100mm

Model No:	Colour:
A AK4321	Red
B AK4321HV	Hi-Vis Green



C-D SEE RIGHT

7pc GripMAX® Screwdriver Sets

Contents: Slotted; 3 x 75, 4 x 100, 6 x 150, 8 x 200mm, Pozi; #0 x 75, #1 x 75, #2 x 100mm

Model No:	Colour:
C AK4325	Red
D AK4325HV	Hi-Vis Green



E-F SEE BELOW

GripMAX® Bottle Openers

GripMAX® bottle openers. Ergonomic polypropylene and TPV rubber soft grip handle. Includes hanging hole for alternative storage.

Model No:	Colour:
E AK4368	Red
F AK4368HV	Hi-Vis Green




G AK4329

21pc GripMAX® Screwdriver & Bit Set

High quality Chrome Vanadium steel satin finished shaft with magnetic bit retention. Supplied with a popular range of Chrome Vanadium steel bits. Ergonomic polypropylene and TPV rubber soft grip handle maximizes power transfer from hand to fixing. Includes hanging hole for alternative storage.

Contents: Bits; Slotted - 3, 4, 5, 6mm, Phillips - #0, #1, #2, #3, Pozi - #0, #1, #2, #3, TRX-Star* - T10, T15, T20, T25, T30, Hex - 3, 4, 5mm

High quality Chrome Vanadium steel satin finished shafts with shot blasted and magnetized tips. Ergonomic polypropylene and TPV rubber soft grip handles maximize power transfer from hand to fixing. Each size clearly marked for quick and easy identification. Includes hanging holes for alternative storage.



A NEW



B NEW




A-B SEE RIGHT
33pc GripMAX® Screwdriver & Bit Sets

Contents: Screwdrivers: Slotted - 6 x 38, 3 x 75, 4 x 100, 6 x 150, 8 x 200mm, Phillips - #2 x 38, #1 x 75, #2 x 100mm, Pozi - #2 x 38, #1 x 75, #2 x 100mm, Bits; Slotted - 3, 4, 5, 6mm, Phillips - #0, #1, #2, #3, Pozi - #0, #1, #2, #3 TRX-Star* - T10, T15, T20, T25, T30, Hex - 3, 4, 5mm, Bit Drivers; 38 & 150mm



Model No:	Colour:
A AK4370	Red
B AK4370HV	Hi-Vis Green



C



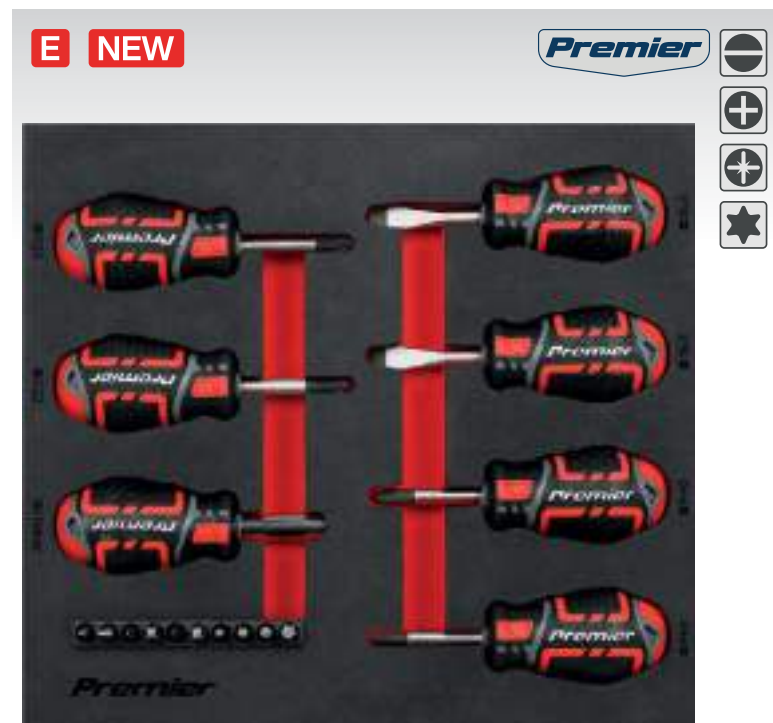
D NEW



C-D SEE BELOW
3pc GripMAX® Stubby Screwdriver Set

High quality Chrome Vanadium steel satin finished shafts with shot blasted and magnetized tips. Ergonomic polypropylene and TPV rubber soft grip handles maximize power transfer from hand to fixing. Ideal for use in tight spaces. Includes hanging holes for alternative storage.

Contents:	Slotted; 6 x 38mm, Phillips; #2 x 38mm, Pozi; #2 x 38mm
Model No:	Colour:
C AK4328	Red
D AK4328HV	Hi-Vis Green



E NEW




E AK4371
17pc GripMAX® Stubby Screwdrivers Set

One of a comprehensive range of Premier Hand Tools, suitable for daily professional use. High quality Chrome Vanadium steel satin finished shafts. Shot blasted and magnetized tips ideal for holding screws when locating and extracting. Ergonomic polypropylene and TPV rubber soft grip handles maximize power transfer from hand to fixing. Ideal for use in tight spaces.

Contents:	Screwdrivers; Phillips - 1 x 38mm, 2 x 38mm; Slotted - 5.5 x 38mm, 6.5 x 38mm, Pozi - 1 x 38mm, 2 x 38mm, Stubby Bit Holder, Bits; Slotted - 3, 5mm, Phillips - #0, #3, Pozi - #0, #3, TRX-Star* - T15, T20, T25, T30
------------------	---



High quality Chrome Vanadium steel satin finished shafts with shot blasted and magnetized tips. Ergonomic polypropylene and TPV rubber soft grip handles maximize power transfer from hand to fixing. Includes hanging holes for alternative storage.



A-B SEE BELOW

8pc GripMAX® Screwdriver Sets

Contents: Slotted; 3 x 75, 4 x 100, 6 x 150, 8 x 200mm, Phillips; #1 x 75, #2 x 100mm, Pozi; #1 x 75, #2 x 100mm

Model No:	Colour:
A AK4322	Red
B AK4322HV	Hi-Vis Green



C-D SEE BELOW

8pc GripMAX® Security TRX-Star* Screwdriver Sets

Contents: TRX-Star*; T8H x 60, T10H x 80, T15H x 80, T20H x 100, T25H x 100, T27H x 100, T30H x 100, T40H x 125mm

Model No:	Colour:
C AK4323	Red
D AK4323HV	Hi-Vis Green



E-F SEE BELOW

10pc GripMAX® TRX-Star* Screwdriver Sets

Contents: TRX-Star*; T7 x 75, T8 x 75, T9 x 75, T10 x 100, T15 x 100, T20 x 100, T25 x 100, T27 x 100, T30 x 100, T40 x 125mm

Model No:	Colour:
E AK4324	Red
F AK4324HV	Hi-Vis Green

High quality Chrome Vanadium steel satin finished shafts with shot blasted and magnetized tips. Features hexagonal bolster for use with a wrench. Contoured, textured soft-grip handles with hammer caps.



A-B SEE RIGHT

6pc Hammer-Thru Screwdriver Sets

Contents: Slotted; 5 x 100, 6 x 150, 8 x 175mm, Phillips; #1 x 75, #2 x 100, #3 x 150mm

Model No:

A AK4940

B AK4940HV

Colour:

Red

Hi-Vis Green



C-D SEE RIGHT

9pc Hammer-Thru Screwdriver Sets

Contents: Slotted; 5 x 100, 6 x 150, 8 x 175mm, Phillips; #1 x 75, #2 x 100, #3 x 150mm, Poz; #1 x 75, #2 x 100, #3 x 150mm

Model No:

C AK4941

D AK4941HV

Colour:

Red

Hi-Vis Green



E-F SEE RIGHT

3pc 450mm Extra-Long Hammer-Thru Screwdriver Sets

High quality Chrome Vanadium steel extra-long satin finished shafts with shot blasted and magnetized tips. Features hexagonal bolster for use with a wrench. Contoured, textured soft-grip handles with hammer caps.

Contents: Slotted; 8 x 450mm, Phillips; #2 x 450, #3 x 450mm

Model No:

E AK4942

F AK4942HV

Colour:

Red

Hi-Vis Green

**A S0753****6pc Hammer-Thru Screwdriver Set**

Chrome Vanadium steel hammer-thru hex shafts with satin finish. Screwdrivers are shot blasted and have magnetized tips. Contoured soft grip handles with colour-coding for fast identification.

Contents: Slotted; 5.5 x 100, 6.5 x 150, 8 x 175mm, Phillips; #1 x 75, #2 x 100, #3 x 150mm

**B S0754****13pc Hammer-Thru Screwdriver Set**

Chrome Vanadium steel hammer-thru hex shafts with satin finish. Screwdrivers are shot blasted and have magnetized tips. Contoured soft grip handles with colour-coding for fast identification.

Contents: Slotted; 6 x 38, 3 x 75, 4 x 100, 5 x 100, 6 x 125, 8 x 150, 8 x 200mm, Phillips; #0 x 75, #1 x 75, #2 x 38, #2 x 100, #3 x 150, #3 x 200mm

**C S0535****6pc Hammer-Thru Screwdriver Set**

Chrome Vanadium steel hammer-thru shafts, fully hardened, tempered and chrome plated. Screwdrivers are shot blasted and have magnetized tips. Classic type handles manufactured from high-impact resistant material.

Contents: Slotted; 5 x 75, 6 x 100, 8 x 150mm, Phillips; #1 x 80, #2 x 100, #3 x 150mm

**D S0641****12pc Hammer-Thru Screwdriver Set**

Chrome Vanadium steel hammer-thru shafts, fully hardened, tempered and chrome plated. Screwdrivers are shot blasted and have magnetized tips. Classic type handles manufactured from high-impact resistant material.

Contents: Slotted; 6 x 38, 3 x 75*, 5 x 75, 6 x 100, 8 x 150, 9 x 200mm, Phillips; #2 x 38, #0 x 75*, #1 x 75, #2 x 100, #3 x 150, #3 x 200mm (*not hammer-thru)

**E S01106****44pc Hammer-Thru Screwdriver, Hex Key & Bit Set**

For full details, see page 108.

Contents: Screwdrivers; Slotted - 3 x 75, 4 x 100, 5 x 100, 6 x 125, 8 x 150mm, Phillips - #0 x 75, #1 x 75, #2 x 100, #3 x 150, Pozl - #0 x 75, #1 x 75, #2 x 100, #3 x 150mm, TRX-Star* - T25 x 100, T27 x 100, T30 x 125, T40 x 125mm, Bit Driver, 1/4" Hex Bits; TRX-Star* - T7, T8, T9, T10, T15, T20, Hex - 3, 4, 5, 6mm, Hex Keys; Metric - 1.5, 2, 2.5, 3, 4, 5, 5.5, 6mm, Imperial - 1/16", 5/64", 3/32", 1/8", 5/32", 3/16", 7/32", 1/4"

**F S01153****61pc Hammer-Thru Screwdriver, Bit & Nut Driver Set**

For full details, see page 108.

Contents: Screwdrivers; Slotted - 6 x 38, 3 x 75, 4 x 100, 5 x 100, 6 x 100, 6 x 150, 8 x 200mm, Phillips - #0 x 75, #2 x 38, #1 x 100, #2 x 100, #3 x 150mm, Pozl - #0 x 75, #1 x 100, #2 x 100, #3 x 150mm, VDE; Slotted - 3 x 75mm, Phillips - 0 x 75, 1 x 80, 2 x 100mm, TRX-Star* - T20 x 100, T25 x 100, T27 x 100, T30 x 125, T40 x 125mm, Bit Driver, 1/4" Hex Bits; TRX-Star* - T7, T8, T9, T10, T15, Slotted - 4, 6mm, Phillips - #1, #2 (x2), #3, Pozl - #1, #2 (x2), #3, Hex - 3, 4, 5, 6, 7, 8mm, Square - 1, 2, 3mm, Nut Drivers; Metric - 6, 7, 8, 10, 12mm, Imperial - 3/16", 1/4", 5/16", 3/8", 7/16", Magnetizer/Demagnetizer



A AK4932

6pc Hammer-Thru Screwdriver Set

Hardened and tempered Chrome Vanadium steel shafts with a satin polished finish. Feature hexagonal bolsters for use with a wrench. Contoured, textured handles with hammer caps. Shot blasted and blackened tips.

Contents: Slotted; 5 x 100, 6 x 150, 8 x 175mm, Phillips; #1 x 75, #2 x 100, #3 x 150mm



B AK4934

9pc Hammer-Thru Screwdriver Set

Hardened and tempered Chrome Vanadium steel shafts with a satin polished finish. Features hexagonal bolsters for use with a wrench. Contoured, textured handles with hammer caps. Shot blasted and blackened tips.

Contents: Slotted; 5 x 100, 6 x 150, 8 x 175mm, Phillips; #1 x 75, #2 x 100, #3 x 150mm, Poz; #1 x 75, #2 x 100, #3 x 150mm



C AK4933

11pc Hammer-Thru Screwdriver Set

Hardened and tempered Chrome Vanadium steel shafts with a satin polished finish. Feature hexagonal bolsters for use with a wrench. Contoured, textured handles with hammer caps. Shot blasted and blackened tips.

Contents: Slotted; 6 x 38, 5 x 100, 6 x 125, 8 x 150, 8 x 200, 10 x 200mm, Phillips; #2 x 38, #1 x 75, #2 x 100, #2 x 150, #3 x 150mm



D TBT29

6pc Hammer-Thru Screwdriver Set with Tool Tray

Tool Tray with Hammer-Thru Screwdriver Set. Suitable for selected Superline PRO® and Premier tool chests.

Contents: Slotted; 5.5 x 100, 6.5 x 150, 8 x 175mm, Phillips; #1 x 75, #2 x 100, #3 x 150mm

Tray Size (W x D x H): 176.5 x 397 x 55mm



E HV002

8pc Hammer-Thru Screwdriver Set - Hi-Vis Green

High quality Chrome Vanadium steel satin finished shafts with shot blasted and magnetized tips. Ergonomically shaped handles maximize power transfer from hand to fixing. Hi-visibility textured handles with hammer cap.

Contents: Slotted; 3 x 75, 4 x 100, 6 x 150, 8 x 200mm, Phillips; #1 x 75, #2 x 100mm, Poz; #1 x 75, #2 x 100mm



F HV004

8pc Hammer-Thru Screwdriver Set - Hi-Vis Orange

High quality Chrome Vanadium steel satin finished shafts with shot blasted and magnetized tips. Ergonomically shaped handles maximize power transfer from hand to fixing. Hi-visibility textured handles with hammer cap.

Contents: Slotted; 3 x 75, 4 x 100, 6 x 150, 8 x 200mm, Phillips; #1 x 75, #2 x 100mm, Poz; #1 x 75, #2 x 100mm

A S0843**3pc 450mm Extra-Long Hammer-Thru Screwdriver Set**

Hardened and tempered 450mm extra-long Chrome Vanadium steel hammer-thru hex shafts with satin polished finish. Shot blasted and magnetized tips. Contoured soft grip handles with colour-coding for fast identification.

Contents: Slotted; 8 x 450mm, Phillips; #2 x 450mm, #3 x 450mm

B AK4935**3pc 450mm Extra-Long Hammer-Thru Screwdriver Set**

Hardened and tempered Chrome Vanadium extra-long steel shafts with a satin polished finish. Feature hexagonal bolsters for use with a wrench. Contoured, textured handles with hammer caps. Shot blasted and blackened tips.

Contents: Slotted; 8 x 450mm, Phillips; #2 x 450, #3 x 450mm

**C AK4936****5pc 450mm Extra-Long Hammer-Thru Screwdriver Set**

Hardened and tempered Chrome Vanadium extra-long steel shafts with a satin polished finish. Feature hexagonal bolsters for use with a wrench. Contoured, textured handles with hammer caps. Shot blasted and blackened tips.

Contents: Slotted; 8 x 450mm, Phillips; #2 x 450, #3 x 450mm, Poz; #2 x 450, #3 x 450mm

D SR01**2pc Screwdriver Rack**

Durable composite screwdriver rack. Soft non-marking anti-slip TPR material. Holds up to 14 screwdrivers. 395mm Long 2-piece set.

Capacity: 14pc
Length: 395mm

A

Extra-Long



Sieggen

**B**

Extra-Long




Premier


**C**

Extra-Long



Premier

**D**



A AK64908
8pc Fine Tooth Stubby Ratchet Screwdriver Set - Platinum Series

Fine 45-tooth reversible stubby ratchet driver with textured soft grip handle for comfort and control. Twist-reverse and ratchet lock mechanism. Stainless steel shaft with magnetic bit retention. Supplied with 7pc S2 steel bit set. Colour-coded for fast identification.

Contents: 100mm Reversible Stubby Ratchet Driver, 25mm Bits; Slotted - 4, 6mm, Phillips - #1, #2, Pozi - #1, #2 (x2)



B AK64909
13pc Ratchet Screwdriver Set

Twist-reverse and ratchet lock mechanism. Chrome Vanadium steel shaft with magnetic bit retention. Features spring loaded integral bit storage. Supplied with 12pc S2 steel bit set.


S2 Steel Bits: Slotted; 4, 5, 6mm, Phillips; #1, #2, Pozi; #2, Hex; 3, 4, 5mm, TRX-Star*; T15, T20, T25



C AK6498
34pc Gearless Ratchet Screwdriver Set

Stepless, super smooth ratchet driver with twist-reverse mechanism. Large diameter grip with integral bit storage. Chrome Vanadium steel shaft with magnetic bit retention. Supplied with 33pc S2 steel bit and adaptor set.

Contents: 225mm Reversible Ratchet Driver, Bits; Slotted - 3, 4, 5, 6, 7mm, Phillips - #0, #1 (x2), #2 (x3), #3 (x2), Pozi - #1 (x2), #2 (x3), #3 (x2), TRX-Star* - T10, T15, T20, T25, T30, T40, Hex - 2, 2.5, 3, 4, 5, 6mm, Magnetic Drive Adaptor/Extension



D AK64907
8pc Fine Tooth Ratchet Screwdriver Set - Platinum Series

Fine 45-tooth reversible ratchet driver with textured soft grip handle for comfort and control. Twist-reverse and ratchet lock mechanism. Chrome Vanadium steel shaft with magnetic bit retention. Features spring loaded integral bit storage. Supplied with 7pc S2 steel bit set. Colour-coded for fast identification.

Contents: 265mm Reversible Ratchet Driver, 25mm Bits; Slotted - 4, 6mm, Phillips - #1, #2, Pozi - #1, #2 (x2)



E AK64902
11pc Fine Tooth Ratchet Screwdriver Set

Fine 48-tooth reversible ratchet driver with soft grip handle for comfort and control. Twist-reverse and ratchet lock mechanism. Chrome Molybdenum steel shaft with magnetic bit retention. Features spring loaded integral bit storage. Supplied with 10pc S2 steel impact grade torsion bit set. Colour-coded for fast identification.

Contents: 235mm Reversible Ratchet Driver, 25mm Bits; Slotted - 4, 6mm, Phillips - #1, #2, Pozi - #1, #2, TRX-Star* - T15, T20, T25, T30

F AK64903
51pc Fine Tooth Ratchet Screwdriver Socket & Bit Set

High quality ratchet screwdriver and accessory set. Fine 48-tooth reversible ratchet driver with soft comfort grip handle and spring loaded integral bit storage. Twist-reverse and ratchet lock mechanism. Chrome Molybdenum steel shaft with magnetic bit retention. Features popular range of 25mm and 75mm impact grade torsion bits for the professional user, colour-coded for fast identification. 75mm Bits feature no shoulder for easier access to recessed fixings. Includes sockets from 4-13mm, 1/4" Sq drive socket adaptor and 1/4" Hex quick release bit holder. Supplied in storage case.

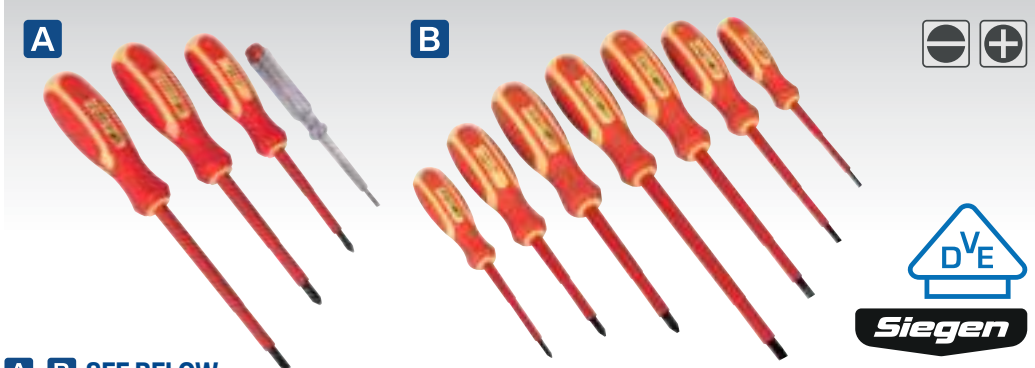
Contents: 235mm Reversible Ratchet Driver, 25mm Bits; Slotted - 3, 4, 5, 6, Phillips - #1, #2 (x2), #3, Pozi - #1, #2 (x2), #3, TRX-Star* - T10, T15, T20, T25, T30, T40, Security TRX-Star* - T10H, T15H, T20H, T25H, T30H, T40H, Hex - 3, 4, 5, 6mm, 75mm Bits; Slotted - 4, 6mm, Phillips - #1, #2, #3, Pozi; #1, #2, TRX-Star* - T20, T25, 1/4" Sq Drive Adaptor, 65mm Quick Release Bit Holder, 1/4" Sq Drive Sockets; 4, 5, 5.5, 6, 7, 8, 9, 10, 11, 12, 13mm



Impact Grade Torsion Bits



All Premier and Siegen Hand Tools are covered by a no-quibble lifetime guarantee* against manufacturing defects. See www.sealey.co.uk for full details.


**A-B SEE BELOW****Screwdriver Sets - VDE Approved**

Chrome Vanadium steel shafts with magnetic and corrosion resistant precision tips. Insulated and VDE approved for use up to 1500V DC and 1000V AC. Ideal for technicians working on modern hybrid and electrical vehicles. Contoured handles with soft rubber grip for comfort and control. Features hanging holes for easy storage.

Model No:**Contents:**

A S01155 Slotted; 5.5 x 125mm, Phillips; #1 x 80, #2 x 100mm, Mains Tester; 3 x 140mm

B S0756 Slotted; 3 x 75, 4 x 100, 5.5 x 125, 6.5 x 150mm, Phillips; #0 x 75, #1 x 80, #2 x 100mm

**D-E SEE BELOW****Screwdriver Sets - VDE Approved**

Chrome Vanadium steel shafts with magnetic and corrosion resistant tips. Fully insulated to VDE and EN 60900 standards to protect from electric shocks up to 1000V. Ideal for technicians working on modern hybrid and electrical vehicles. Contoured, textured handles with non-slip comfort grip and hanging holes.

Model No:**Contents:**

D AK6130 Slotted; 3 x 100, 4 x 100, 5.5 x 125, 6.5 x 150mm, Phillips; #1 x 80, #2 x 100mm

E AK6124 Slotted; 3.5 x 100, 4 x 100, 5.5 x 125mm, 6.5 x 150mm, Phillips; #1 x 80, #2 x 100, Pozi; #1 x 80mm, #2 x 100mm

**C AK6125****7pc Screwdriver Set VDE Approved**

High quality S2 steel shafts with magnetic and corrosion resistant tips. Fully insulated to VDE and EN 60900 standards to protect from electric shocks up to 1000V. Ideal for technicians working on modern hybrid and electrical vehicles. Contoured, textured handles with non-slip comfort grip. Features hanging holes for easy storage.

Contents: Slotted; 3 x 75, 4 x 100, 5.5 x 125, 6.5 x 150mm, Phillips; #0 x 75, #1 x 80, #3 x 100mm



Interchangeable blades lock securely within the handle.

**F AK6128****13pc Interchangeable Screwdriver Set - VDE Approved**

Hardened and tempered Chrome Vanadium steel shafts. Magnetized tips with a phosphate finish for resistance to corrosion. Impact resistant handle with a contoured, comfortable grip and twist release mechanism. Interchangeable blades lock securely within the handle. Insulated and VDE approved for use up to 1000V AC and 1500V DC. Includes mains tester. Supplied in storage case.

Contents: Slotted; 3 x 100, 4 x 100, 5.5 x 100, 6.5 x 100mm, Phillips; #1 x 80, #2 x 100mm, Pozi; #1 x 80, #2 x 100mm, TRX-Star*, T10 x 100, T15 x 100, T20 x 100mm, Mains Tester, Driver Handle

**G AK61280****8pc Interchangeable Screwdriver Set - VDE Approved**

Hardened and tempered Chrome Vanadium steel shafts. Magnetized tips with a phosphate finish for resistance to corrosion. Impact resistant handle with a contoured, comfortable grip and twist release mechanism. Interchangeable blades lock securely within the handle. Insulated and VDE approved for use up to 1000V AC and 1500V DC. Supplied in storage case.

Bit Length: 80-100mm
Contents: Slotted; 3 x 100, 4 x 100, 5.5 x 100, Phillips; #1 x 80, #2 x 100mm, Driver Handle, Triangle Key, Square Key



A S01218
6pc Electrical VDE Tool Kit

Manufactured from hardened and tempered Chrome Vanadium steel. Each tool is fully insulated to VDE and EN 60900 standards to protect from electric shocks up to 1500V DC and 1000V AC. Ideal for technicians working on modern hybrid and electrical vehicles (1500V DC safe live working). Also suitable for electricians and other trades (1000V AC safe live working).

Contents: Screwdrivers; Slotted - 5.5 x 125mm, Phillips - #0 x 75mm, #2 x 100mm, 180mm Combination Pliers, 160mm Side Cutters, 200mm Long Nose Pliers



B S01219
11pc Electrical VDE Tool Kit

Manufactured from hardened and tempered Chrome Vanadium steel. Each tool is fully insulated to VDE and EN 60900 standards to protect from electric shocks up to 1500V DC and 1000V AC. Ideal for technicians working on modern hybrid and electrical vehicles (1500V DC safe live working). Also suitable for electricians and other trades (1000V AC safe live working).

Contents: Screwdrivers; Slotted - 3 x 75mm, 4 x 100mm, 5.5 x 125mm, 6.5 x 150mm, Phillips - #0 x 75mm, #1 x 80mm, #2 x 100mm, 175mm Combination Pliers, 150mm Side Cutters, 200mm Long Nose Pliers, Voltage Tester



C AK4911
12pc Nut Driver Set

Set of popular sized nut drivers. Chrome Vanadium steel shafts, heat treated and chrome plated with mirror finish. Contoured, textured handles for added grip and comfort. Supplied in storage tray.

Length: 240mm
Sizes: 4, 5, 5.5, 6, 7, 8, 9, 10, 11, 12, 13, 14mm



D VS063
4pc Flexible Hose Clip Nut Driver Set

150mm Flexible shaft driver with 5, 6 and 7mm sockets. Comfortable, high-grip, textured handle.

Shaft Length: 150mm
Length: 275mm
Sizes: 5, 6, 7mm



E VS062
7mm Flexible Hose Clip Nut Driver

150mm Flexible shaft driver with 7mm socket. Comfortable, high-grip, textured handle.

Shaft Length: 150mm
Length: 260mm
Size: 7mm



F AK4318
Double End Screw Starter

Compact, double end tool with pocket-clip. Slim, lightweight, aluminium design ideal for limited access applications. Suitable for ferrous/non-ferrous Phillips and slotted screws. A simple twist of the spring loaded head firmly grips the screw which then automatically releases at a set level of torque. Heavily knurled body for sure handling.

Length: 150mm

A



Extra-Long

Siegen

A S01104

6pc Extra-Long Pick & Hook Set

Six long reach picks with black finished steel shafts. Suitable for pin/clip picking and the removal of O-rings and seals.

Contents: Straight, Right Angle, Half-Round, Swan Neck, 45°/90° Tip, 40°/45° Tip

B



Siegen

B S01103

9pc Scraper & Hook Set

Four short picks with knurled, satin finish steel shafts. Four long picks and one scraper with black finished steel shafts. Suitable for pin/clip picking, hose removal and gasket scraping. Ergonomically styled handles for comfort, grip and accuracy. Lengths 165mm and 260mm.

Contents: Picks (165 & 260mm); Straight, Right Angle, Half-Round, Swan Neck, 260 x 25mm Scraper

C



Siegen

C S0774

6pc Mini Pick & Screwdriver Set

Chrome Vanadium steel shafts and contoured soft grip handles with colour-coding for fast identification. Picks suitable for removal of bushings, cotter pins, O-rings and seals. Also features mini Phillips and slotted screwdrivers.

Contents: Picks; Straight - 45°, 90°, 135°, Screwdrivers; Slotted 3mm, Phillips #0

D



Premier

D AK97303

6pc Precision TRX-Star* Driver Set

High quality Chrome Molybdenum steel driver shafts. Contoured handle with soft rubber grip for added control, includes hanging holes. Spinner top enables fingertip control of driver. Shot blasted and blackened tips.

Contents: T5 x 50, T6 x 50, T7 x 50, T8 x 50, T10 x 50, T15 x 50mm

E



Premier

E AK97304

6pc Precision Security TRX-Star* Driver Set

High quality Chrome Molybdenum steel driver shafts. Contoured handle with soft rubber grip for added control, includes hanging holes. Spinner top enables fingertip control of driver. Shot blasted and blackened tips.

Contents: T5H x 50, T6H x 50, T7H x 50, T8H x 50, T10H x 50, T15H x 50mm

F



Premier


F TBT17

38pc Precision & Pick-Up Tool Set with Tool Tray

Tool tray with precision & pick-up tool set. Suitable for selected Superline PRO® and Premier tool chests.

Contents: 1.5kg Pick-Up Tool, 1.6kg Pick-Up Tool with Power Ring, Ø40mm Inspection Mirror, 115mm Combination Pliers, 110mm Diagonal Cutting Pliers, 125mm Long Nose Pliers, Ratchet Screwdriver, Bits; Slotted - 1, 1.5, 2, 2.5, 3, 3.5, 4mm, Phillips - #000, #00, #0, #1, Pozi - #0, #1, TRX-Star* - T4, T5, T6, T7, T8, T9, T10, T15, T20, Hex - 0.7, 0.9, 1.3, 1.5, 2, 2.5, 3, 4mm, 115mm Extension Bar

Tray Size (W x D x H): 176.5 x 397 x 55mm



A AK97324
6pc Precision Screwdriver Set
 High quality S2 steel shafts with shot blasted and blackened tips. Contoured handle with soft rubber grip for added control, includes hanging holes. Spinner top enables fingertip control of driver. Supplied in storage case.

Contents: Slotted; 2, 2.5, 3mm, Phillips; #000, #00, #0



B AK97325
6pc Precision TRX-Star* Driver Set
 High quality S2 steel shafts with shot blasted and blackened tips. Contoured handle with soft rubber grip for added control, includes hanging holes. Spinner top enables fingertip control of driver. Supplied in storage case.

Contents: TRX-Star*; T6, Security TRX-Star*; T7H, T8H, T9H, TH10, T15H



C AK97328
32pc Precision Bit Screwdriver Set
 Manufactured from S2 steel and nickel plated to provide increased protection against corrosion and wear. Range of popular bits suitable for general workshop use. Includes 115mm bit adaptor and 105mm driver handle. Supplied in storage case.

Contents: 30mm Bits; Slotted - 1, 1.5, 2, 2.5, 3, 3.5, 4mm, Phillips - #000, #00, #0, #1, Pozi - #0, #1, TRX-Star* - T4, T5, T6, T7, T8, T9, T10, T15, T20, Hex - 0.7, 0.9, 1.3, 1.5, 2, 2.5, 3, 4mm, 115mm Bit Adaptor, 105mm Driver Handle



D AK97326
15pc Precision Screwdriver Set
 High quality S2 steel shafts with shot blasted and blackened tips. Contoured handle with soft rubber grip for added control, includes hanging holes. Spinner top enables fingertip control of driver. Supplied in storage pouch.

Contents: Slotted; 1.5, 2, 2.5, 3mm, Phillips; #000, #00, #0, #1, TRX-Star*; T5, T6, Security TRX-Star*; T7H, T8H, T9H T10H, T15H



E AK97327
25pc Precision Screwdriver Set
 High quality S2 steel shafts with shot blasted and blackened tips. Contoured handle with soft rubber grip for added control, includes hanging holes. Spinner top enables fingertip control of driver. Supplied in storage pouch.

Contents: Slotted; 1.5, 2, 2.5, 3, 3.5, 4mm, Phillips; #000, #00, #0, #1 x 3.5, #1 x 4, Hex; 1.5, 2, 2.5, 3, 3.5, 4, 4.5mm, TRX-Star*; T5, T6, T7, T8, T9, T10, T15

**A AK2085****8pc Impact Driver Set**

Professional 1/2" Sq drive impact driver with contoured grip and phosphate finish. Features twist-reverse for operation in either direction. Supplied with 6pc Chrome Vanadium steel driver bit set and 8mm hex drive adaptor.

Contents: 1/2" Sq Drive Impact Driver, 8mm Bits (35mm Long); Slotted - 8, 10mm, Phillips - #2, #3, 8mm Bits (80mm Long); Phillips #2, #3, Adaptor; 1/2" Sq Drive x 8mm Hex

**B AK2081****15pc Impact Driver Set**

Heavy-duty 1/2" Sq drive impact driver with composite handle and integral knuckle guard. Supplied with 13pc Chrome Vanadium steel driver bit set and 1/2" Sq drive adaptor. Supplied in storage case.

Contents: 1/2" Sq Drive Impact Driver, Bits; Slotted; 5, 6, 8, 10, 12mm, Phillips; #1, #2, #3, #4, Hex; 4, 5, 6, 8mm, Adaptor; 1/2" Sq Drive x 8mm Hex

**C AK2084****10pc Heavy-Duty Impact Driver Set with Protection Grip**

Heavy-duty 1/2" Sq drive impact driver with composite handle and integral knuckle guard. Features twist-reverse for operation in either direction. Supplied with 8pc Chrome Vanadium steel driver bit set and 8mm hex drive adaptor. Supplied in storage case.

Contents: 1/2" Sq Drive Impact Driver, 8mm Bits (36mm & 80mm Long); Slotted - 8, 10mm, Phillips - #2, #3, Adaptor; 1/2" Sq Drive x 8mm Hex

**D STS100****34pc 1/4" Sq Drive Torque Screwdriver Set 2-10Nm**

Ideal for automotive based applications including replacement of airbag, crash sensor and inertia reel fixtures. Robust construction with easy-to-read window for precise torque setting. Includes popular size bits and adaptor. Textured, contoured handle for added grip and comfort. Supplied in storage case.

Contents: Bits; Slotted - 3, 4, 5, 6, 7mm, Phillips - #0, #1 (x2), #2 (x3), #3 (x2), Pozi - #1 (x2), #2 (x3), #3 (x2), TRX-Star* - T10, T15, T20, T25, T30, T40, Hex - 2, 2.5, 3, 4, 5, 6mm, 1/4" Sq Drive Torque Driver, 1/4" Sq x 1/4" Hex Adaptor

Drive: 1/4" Sq
Range: 2-10Nm
Length: 240mm

Premier

Our top-of-the-range hand tools suitable for the professional user. Designed and manufactured from the highest quality components, these tools are made to last a lifetime*.

IMPORTANT SAFETY WARNING!


Always wear eye protection when using these tools. For our full range of safety equipment, see pages 1276 - 1301 of this catalogue.



A S0844
15pc Impact Driver Set

1/2" Sq Drive impact driver with Chrome Vanadium steel bits. Chrome plated impact body with twist-reverse function. Heavy knurling allows grip by oily hands. Supplied in steel storage case.

Contents: 1/2" Sq Drive Impact Driver, Bits; Slotted - 5, 6, 8, 10, 11mm, Phillips - #1, #2, #3, #4, Hex - 4, 5, 6, 8mm, Adaptor; 1/2" Sq Drive x 8mm Hex



B AK208
15pc Impact Driver Set

Heavy-duty 1/2" Sq drive impact driver with Chrome Vanadium steel bits. Chrome plated impact body with twist-reverse function. Heavy knurling allows grip by oily hands. Supplied in composite storage case.

Contents: 1/2" Sq Drive Impact Driver, Bits; Slotted; 5, 6, 8, 10, 12mm, Phillips; #1, #2, #3, #4, Hex; 4, 5, 6, 8mm, Adaptor; 1/2" Sq Drive x 8mm Hex



C S0855
10pc Impact Driver Set with Protection Grip

1/2" Sq Drive impact driver with comfort grip and knuckle guard. Features twist-reverse for operation in either direction. Includes 8-piece Chrome Vanadium steel driver bit set and 8mm hex drive adaptor. Supplied in storage case.

Contents: 1/2" Sq Drive Impact Driver, 8mm Bits (36mm and 80mm Long); Slotted - 8, 10mm, Phillips - #2, #3, Adaptor; 1/2" Sq Drive x 8mm Hex



D AK2082
10pc Impact Driver Set with Protection Grip

Heavy-duty 1/2" Sq drive impact driver with composite handle and integral knuckle guard. Features twist-reverse for operation in either direction. Supplied with 8-piece Chrome Vanadium steel driver bit set and 8mm hex drive adaptor.

Contents: 1/2" Sq Drive Impact Driver, 8mm Bits (35mm and 80mm Long); Slotted - 8, 10mm, Phillips - #2, #3, Adaptor; 1/2" Sq Drive x 8mm Hex



E CHG30
3lb Club Hammer with Fibreglass Shaft


Manufactured from drop-forged fine grained carbon steel. Fibreglass shaft with graphite core for improved strength and durability. Textured rubber grip for secure handling. Manufactured and approved to BS 876.

Weight: 1.36kg(3lb)

**A AK64905****38pc Fine Tooth Ratchet Screwdriver Socket & Bit Set**

Fine tooth reversible ratchet driver with soft comfort grip handle and integral bit storage. Twist-reverse and ratchet lock mechanism. Includes 75mm and 125mm 1/4"Hex bit holders with magnetic bit retention. Features popular range of 25mm bits, sockets from 4-13mm and 1/4"Sq drive socket adaptor. Supplied in storage case.

Contents: Reversible Ratchet Driver, 25mm Bits; Slotted - 3, 4, 5, 6, 8mm, Phillips - #0, #1, #2 (x2), #3, Pozi - #1 (x2), #2 (x3), #3, TRX-Star* - T10, T15, T20, T25, T30, Hex - 3, 4, 5mm, 1/4"Hex Bit Holders; 75, 125mm, 1/4"Sq Drive Adaptor, 1/4"Sq Drive Sockets; 4, 5, 6, 7, 8, 9, 10, 11, 12, 13mm

**C S01255****38pc 1/4"Sq Drive Socket & Bit Set**

Manufactured from high grade steel. Hardened and tempered sockets and accessories with a fully polished finish for resistance to corrosion. Popular range of Chrome Vanadium steel 1/4"Hex bits. Features dual-drive comfort grip ratchet wrench with flip reverse, spinner handle, extension bars, and universal joint. Supplied in compact storage case.

Contents: Ratchet Screwdriver, Bit Driver, Universal Joint, 50mm Extension Bar, 100mm Extension Bar, 48-Tooth Ratchet Wrench, 25mm Bits; Slotted - 3, 4, 5, 6, 7mm, Phillips - #0, #1, #2, #3, Pozi - #0, #1, #2, #3, TRX-Star* - T10, T15, T20, T25, T27, T30, T40, Hex - 3, 4, 5, 6mm, 1/4"Sq Drive Sockets; 4, 5, 6, 7, 8, 10, 11, 12, 13mm.

**E S0979****45pc Ratchet Screwdriver Socket & Bit Set**


Selection of popular size high grade steel sockets and Chrome Vanadium steel bits. Ratchet screwdriver with twist-reverse and ratchet lock mechanism. Contoured comfort grip handle. Supplied in storage case.

Contents: Reversible Ratchet Driver, 25mm Bits; Slotted - 3, 4, 5, 6, 7mm, Phillips - #1, #2, #3, Pozi - #1, #2, #3, TRX-Star* - T10, T15, T20, T25, T27, T30, Hex - 2, 2.5, 3, 4, 5, 6mm, Square - #0 (x2), #1 (x2), #2, #3, 50mm Bits; Slotted - 5mm, Phillips - #1, #2, Pozi - #1, #2, 1/4"Sq Drive Socket Adaptor, Sockets - 5, 6, 7, 8, 9, 10, 11, 12, 13mm

**B AK64906****24pc Fine Tooth Stubby Ratchet Screwdriver Socket & Bit Set**

Fine tooth reversible stubby ratchet driver with soft comfort grip handle and integral bit storage. Twist-reverse and ratchet lock mechanism. Features popular range of 25mm bits, sockets from 4-10mm and 1/4"Sq drive socket adaptor. Supplied in storage case.

Contents: Reversible Ratchet Driver, 25mm Bits; Slotted - 3, 4, 5, 6mm, Phillips - #0, #1, #2, #3, Pozi - #1, #2, #3, TRX-Star* - T15, T20, T25, T30, 75mm 1/4"Hex Bit Holder, 1/4"Sq Drive Adaptor, 1/4"Sq Drive Sockets; 4, 5, 6, 7, 8, 10mm

**D AK8945****38pc 1/4"Sq Drive Socket & Bit Set**

Manufactured from high quality Chrome Vanadium steel. Hardened and tempered sockets and accessories with a fully polished finish for resistance to corrosion. Features 48-tooth flip reverse comfort grip ratchet wrench with push-button quick release, spinner handle, extension bars, universal joint and bit adaptor. Supplied in compact storage case.

Contents: Slotted; 3, 4, 5, 6, Phillips; #1, #2 (x2), #3, Pozi; #1, #2, #3, Security TRX-Star*; T10H, T15H, T20H, T25H, T27H, T30H, T40H, Hex; 3, 4, 5, 6, 1/4"Sq Drive Sockets; 5.5, 6, 7, 8, 9, 10, 11, 12, 13, 14mm, Extension Bars; 50, 100mm, 1/4"Sq Drive 48-Tooth Ratchet Wrench, Spinner Handle, Bit Coupler, Universal Joint

**F S0777****20-in-1 Screwdriver Set**

2-Position driver handle can be used as standard screwdriver or as T-handle for extra leverage. Features soft grip for added comfort and control. Supplied with 10 Chrome Vanadium double end driver bits in storage case.

Contents: Bits; Slotted - 4 x 6mm, 5 x 7mm, Phillips - #1 x #2, Pozi - #1 x #2, TRX-Star* - T10 x T15, T20 x T25, T30 x T40, Hex x Ball-End Hex - 4, 5, 6mm, Driver Handle



A SEE BELOW

Individual Combination Spanners

Manufactured from Chrome Vanadium steel with a fully polished finish. Hardened, tempered and nickel chrome plated for corrosion resistance. Open-end and 12-point WallDrive® ring combination.

Model No:	Size:	Length:
S01006	6mm	100mm
S01007	7mm	110mm
S01008	8mm	120mm
S01009	9mm	130mm
S01010	10mm	140mm
S01011	11mm	150mm
S01012	12mm	160mm
S01013	13mm	170mm
S01014	14mm	180mm
S01015	15mm	190mm
S01016	16mm	200mm
S01017	17mm	210mm
S01018	18mm	220mm
S01019	19mm	230mm
S01020	20mm	240mm
S01021	21mm	250mm
S01022	22mm	260mm
S01023	23mm	270mm
S01024	24mm	280mm
S01025	25mm	285mm
S01026	26mm	300mm
S01027	27mm	310mm
S01028	28mm	320mm
S01029	29mm	330mm
S01030	30mm	340mm
S01032	32mm	360mm



B S0563

12pc Combination Spanner Set

Drop-forged Chrome Vanadium steel combination spanners. Hardened, tempered and nickel chrome plated for corrosion resistance. Fully polished mirror finish. Open-end and 12-point WallDrive® ring combination. Supplied in storage/carry rack.

Contents:	8, 9, 10, 11, 12, 13, 14, 15, 16, 17, 18, 19mm
Minimum/Maximum Length:	120/225mm

C S0857

11pc Combination Spanner Set - Imperial

Drop-forged Chrome Vanadium steel combination spanners. Hardened, tempered and nickel chrome plated for corrosion resistance. Fully polished mirror finish. Open-end and 12-point WallDrive® ring combination. Supplied in storage/carry rack.

Contents:	1/4", 5/16", 3/8", 7/16", 1/2", 9/16", 5/8", 11/16", 3/4", 13/16", 7/8"
Minimum/Maximum Length:	100/260mm



D S01123

19pc Combination Spanner Set with Tool Tray

For full details, see page 26.

Contents:	6, 7, 8, 9, 10, 11, 12, 13, 14, 15, 16, 17, 18, 19, 22, 24, 27, 30, 32mm
Tray Size (W x D x H):	510 x 270 x 40mm



E S01124

20pc Combination & Deep Offset Spanner Set with Tool Tray

For full details, see page 26.

Contents:	Combination Spanners; 8, 9, 10, 11, 12, 13, 14, 15, 16, 17, 18, 19mm, Deep Offset Spanners; 6 x 7, 8 x 9, 10 x 11, 12 x 13, 14 x 15, 16 x 17, 18 x 19, 20 x 22mm
Tray Size (W x D x H):	510 x 270 x 40mm



6-14mm

Stubby

MM



Siegen

A S01157**9pc Stubby Combination Spanner Set**

Drop-forged Chrome Vanadium steel combination spanners. Hardened, tempered and nickel chrome plated for corrosion resistance. Fully polished mirror finish. Open-end and 12-point WallDrive® ring combination. Supplied in storage/carry rack.

Contents:	6, 7, 8, 9, 10, 11, 12, 13, 14mm
Minimum/Maximum Length:	76/115mm



10-19mm

Stubby

MM

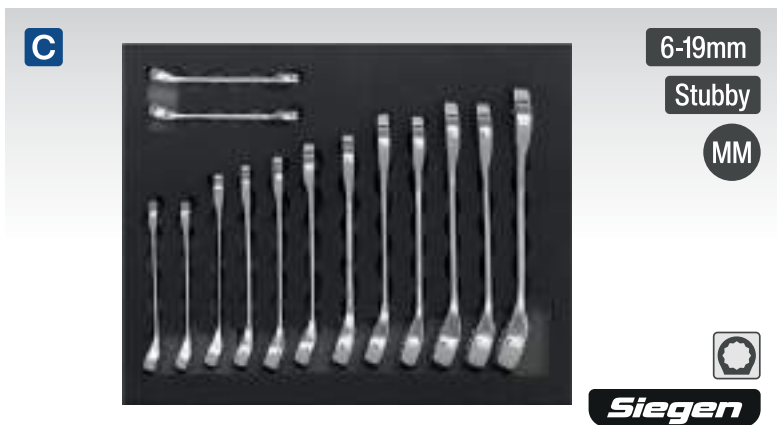


Siegen

B S0561**10pc Stubby Combination Spanner Set**

Drop-forged Chrome Vanadium steel combination spanners. Hardened, tempered and nickel chrome plated for corrosion resistance. Fully polished mirror finish. Open-end and 12-point WallDrive® ring combination. Supplied in storage/carry rack.

Contents:	10, 11, 12, 13, 14, 15, 16, 17, 18, 19mm
Minimum/Maximum Length:	100/137mm



6-19mm

Stubby

MM



Siegen

C S01232**14pc Stubby Combination Spanner Set**

Drop-forged Chrome Vanadium steel combination spanners, heat treated and chrome plated for corrosion resistance. Open-end and 12-point WallDrive® ring combination. Supplied in storage tray.

Contents:	6, 7, 8, 9, 10, 11, 12, 13, 14, 15, 16, 17, 18, 19mm
Minimum/Maximum Length:	75/140mm



3/8"-3/4"

Stubby

IMP



Siegen

D S01190**7pc Stubby Combination Spanner Set - Imperial**

Drop-forged Chrome Vanadium steel combination spanners. Hardened, tempered and nickel chrome plated for corrosion resistance. Fully polished mirror finish. Open-end and 12-point WallDrive® ring combination. Supplied in storage/carry rack.

Contents:	3/8", 7/16", 1/2", 9/16", 5/8", 11/16", 3/4"
Minimum/Maximum Length:	95/140mm



MM



Siegen

E S01125**30pc Specialised Spanner Set with Tool Tray**

For full details, see page 27.

Contents:	Stubby Combination Spanners; 10, 11, 12, 13, 14, 15, 16, 17, 18, 19mm, TRX-Star* Double Ended Spanners; E6 x E8, E10 x E12, E14 x E18, E20 x E24, Flare Nut Spanners: 8 x 10, 9 x 11, 10 x 12, 13 x 14, 15 x 17, 16 x 18mm, 3/8" Sq Drive Crow's Foot Spanners; 10, 11, 12, 13, 14, 15, 16, 17, 18, 19mm
Tray Size (W x D x H):	510 x 270 x 40mm

**F NEW**

8-19mm

MM



Siegen

F S01246**12pc Combination Spanner Set**

Drop-forged Chrome Vanadium steel combination spanners. Hardened, tempered and fully polished mirror finish for corrosion resistance. Open-end and 12-point WallDrive® ring combination. Supplied in storage/carry rack.

Contents:	8, 9, 10, 11, 12, 13, 14, 15, 16, 17, 18, 19mm
Minimum/Maximum Length:	120/225mm



A S0870
8pc Combination Spanner Set - Whitworth
 Drop-forged Chrome Vanadium steel combination spanners. Hardened, tempered and nickel chrome plated for corrosion resistance. Fully polished mirror finish. Open-end and 12-point WallDrive® ring combination. Popular sizes for the classic car enthusiast. Supplied in storage/carry rack.

Contents:	1/8", 3/16", 1/4", 5/16", 3/8", 7/16", 1/2", 9/16"
Minimum/ Maximum Length:	130/300mm



B S0562
11pc Combination Spanner Set
 Drop-forged Chrome Vanadium steel combination spanners, heat treated and chrome plated for corrosion resistance. Open-end and 12-point WallDrive® ring combination. Supplied in storage/carry rack.

Contents:	6, 7, 8, 9, 10, 11, 12, 13, 14, 17, 19mm
Minimum/ Maximum Length:	105/230mm



C S0400
11pc Combination Spanner Set
 Manufactured from Chrome Vanadium steel. Fully polished heads. Made to DIN standard. Supplied in storage/carry rack.

Contents:	8, 9, 10, 11, 12, 13, 14, 15, 16, 17, 19mm
------------------	--



D S0402
14pc Combination Spanner Set
 Manufactured from Chrome Vanadium steel. Fully polished heads. Made to DIN standard. Supplied in storage/carry rack.

Contents:	8, 9, 10, 11, 12, 13, 14, 17, 19, 22, 24, 27, 30, 32mm
------------------	--



E S0714
14pc Combination Spanner Set - Imperial
 Manufactured from Chrome Vanadium steel. Fully polished heads. Made to DIN standard. Supplied in storage/carry rack.

Contents:	3/8", 7/16", 1/2", 9/16", 5/8", 11/16", 3/4", 13/16", 7/8", 15/16", 1", 1-1/16", 1-1/8", 1-1/4"
Minimum/Maximum Length:	140/365mm



F S0404
22pc Combination Spanner Set - Metric/Imperial
 Manufactured from Chrome Vanadium steel. Fully polished heads. Made to DIN standard. Supplied in storage/carry rack.

Contents:	Metric: 6, 7, 8, 9, 10, 11, 12, 13, 14, 17, 19mm, Imperial: 1/4", 5/16", 3/8", 7/16", 1/2", 9/16", 5/8", 11/16", 3/4", 13/16", 7/8"
------------------	---



A

6-24mm

MM



Siegen

A S01052**18pc Combination Spanner Set**

Drop-forged Chrome Vanadium steel combination spanners. Hardened, tempered and nickel chrome plated for corrosion resistance. Fully polished mirror finish. Open-end and 12-point WallDrive® ring combination. Supplied in storage/carry rack.

Contents: 6, 7, 8, 9, 10, 11, 12, 13, 14, 15, 16, 17, 18, 19, 20, 21, 22, 24mm



C

6-32mm

MM



Siegen

C S01084**50pc Multipurpose Spanner Set**

Drop-forged Chrome Vanadium steel spanners, fully polished with a mirror finish. Hardened and tempered for corrosion resistance. Comprises 20 combination spanners with WallDrive® rings, 10 x stubby combination spanners with WallDrive® rings, 5 x double end half-moon spanners with WallDrive® rings, 5 x S-spanners with WallDrive® rings, 5 x deep offset spanners with 12-point rings and 5 x double open-end spanners. Supplied in storage/carry rack.

Contents: Combination Spanners; 6, 7, 8, 9, 10, 11, 12, 13, 14, 15, 16, 17, 18, 19, 21, 22, 24, 27, 30, 32mm, Deep Offset Ring Spanners; 6 x 7, 8 x 9, 10 x 11, 12 x 13, 14 x 15mm, Stubby Combination Spanners; 10, 11, 12, 13, 14, 15, 16, 17, 18, 19mm, Double End Half-Moon Spanners; 8 x 10, 11 x 13, 14 x 15, 17 x 19, 21 x 22mm, S-Spanners; 10 x 11, 12 x 13, 14 x 15, 16 x 17, 18 x 19mm, Double Open-End Spanners; 6 x 7, 8 x 9, 10 x 11, 12 x 13, 14 x 15mm



B NEW

6-19mm

1/4"-7/8"

MM & IMP



Siegen

B S01239**32pc Combination Spanner Set - Metric/Imperial**

Drop-forged Chrome Vanadium steel combination spanners. Hardened, tempered and nickel chrome plated for corrosion resistance. Fully polished mirror finish. Open-end and 12-point WallDrive® ring combination. Supplied in EVA foam storage tray.

Contents: Combination Spanners: 6, 7, 8, 9, 10, 11, 12, 13, 14, 17, 19mm; Stubby Combination Spanner Sizes: 10, 11, 12, 13, 15mm; Combination Spanners: 1/4", 5/16", 3/8", 7/16", 1/2", 9/16", 5/8", 11/16", 3/4", 13/16", 7/8"; Stubby Combination Spanner Sizes: 3/8", 7/16", 1/2", 9/16", 5/8"

Tray Size (W x D x H) 384 x 289 x 25mm



D

6-32mm

MM



Siegen

D S0564**25pc Combination Spanner Set**

Drop-forged Chrome Vanadium steel combination spanners. Hardened, tempered and nickel chrome plated for corrosion resistance. Fully polished mirror finish. Open-end and 12-point WallDrive® ring combination. Supplied in storage/carry rack.

Contents: 6, 7, 8, 9, 10, 11, 12, 13, 14, 15, 16, 17, 18, 19, 20, 21, 22, 23, 24, 25, 26, 27, 28, 30, 32mm

The Premier range of combination spanners is manufactured from Chrome Vanadium steel, heat treated and hardened for durability. The spanners are chrome plated for corrosion resistance and tested in accordance to DIN standards.

A SEE BELOW

Individual Combination Spanners

Model No:	Size:	Length:
CW06	6mm	125mm
CW07	7mm	130mm
CW08	8mm	136mm
CW09	9mm	149mm
CW10	10mm	161mm
CW11	11mm	165mm
CW12	12mm	174mm
CW13	13mm	180mm
CW14	14mm	193mm
CW15	15mm	200mm
CW16	16mm	207mm
CW17	17mm	220mm
CW18	18mm	239mm
CW19	19mm	250mm
CW20	20mm	265mm
CW21	21mm	275mm
CW22	22mm	295mm
CW23	23mm	305mm
CW24	24mm	315mm
CW27	27mm	362mm
CW30	30mm	405mm
CW32	32mm	425mm



WallDrive® grips the flats of the hex so rounded corners are no problem.

The WallDrive® system allows you to apply up to 30% more torque without damaging the fixing.



C SEE BELOW

Individual Combination Spanners - Imperial

Model No:	Size	Length:
CW01AF	1/4"	125mm
CW02AF	5/16"	135mm
CW03AF	3/8"	155mm
CW04AF	7/16"	165mm
CW05AF	1/2"	180mm
CW06AF	9/16"	190mm
CW07AF	5/8"	210mm
CW08AF	11/16"	220mm
CW09AF	3/4"	250mm
CW10AF	13/16"	275mm
CW11AF	7/8"	295mm
CW12AF	15/16"	315mm
CW13AF	1"	335mm
CW14AF	1-1/16"	365mm
CW15AF	1-1/8"	385mm
CW16AF	1-1/4"	425mm

A



Premier

Individual Spanners

MM



B



Premier

8-19mm



MM



B AK63012

12pc Combination Spanner Set

Drop-forged Chrome Vanadium steel spanners. Hardened and tempered with a fully polished, mirror finish. Open-end and WallDrive® ring combination with long slim shaft. Supplied in storage/hanging rack.

Contents:

8, 9, 10, 11, 12, 13, 14, 15, 16, 17, 18, 19mm

C NEW



Premier

Individual Spanners

IMP



D



Premier

1/4"-7/8"

IMP



D AK630AF

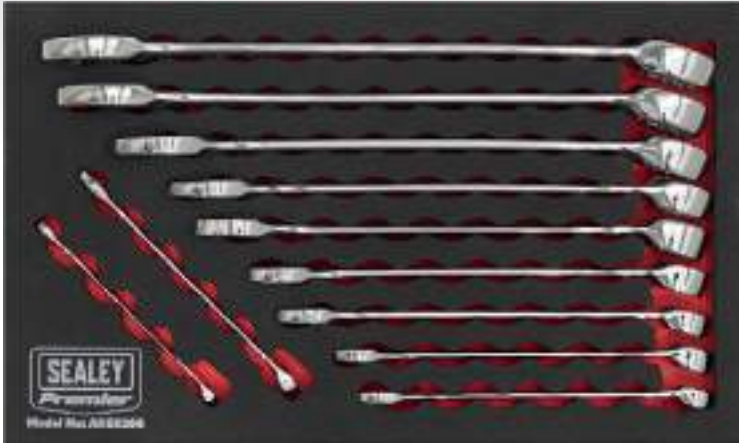
11pc Combination Spanner Set - Imperial

Drop-forged Chrome Vanadium steel spanners. Hardened and tempered with a fully polished, mirror finish. Open-end and WallDrive® ring combination with long slim shaft. Supplied in storage/hanging rack.

Contents:

1/4", 5/16", 3/8", 7/16", 1/2", 9/16", 5/8", 11/16", 3/4", 13/16", 7/8"

A NEW Premier



1/4"-7/8"



A AK63266

11pc Combination Spanner Set - Imperial

Drop-forged Chrome Vanadium steel combination spanners. Hardened, tempered and nickel chrome plated for corrosion resistance. Fully polished mirror finish. Open-end and 12-point WallDrive® ring combination. Supplied in an EVA storage tray.

Contents:	1/4", 5/16", 3/8", 7/16", 1/2", 9/16", 5/8", 11/16", 3/4", 13/16", 7/8"
Minimum Length:	100mm
Maximum Length:	260mm
Tray Size (W x D x H):	170 x 285 x 25mm

B NEW Premier

8-19mm



B AK63265

12pc Combination Spanner Set

Drop-forged Chrome Vanadium steel combination spanners. Hardened, tempered and nickel chrome plated for corrosion resistance. Fully polished mirror finish. Open-end and 12-point WallDrive® ring combination. Supplied in an EVA storage tray.

Contents:	8, 9, 10, 11, 12, 13, 14, 15, 16, 17, 18, 19mm
Minimum Length:	120mm
Maximum Length:	230mm
Tray Size (W x D x H):	185 x 275 x 25mm

C NEW Premier

6-32mm



C AK63021

21pc Combination Spanner Set

Drop-forged Chrome Vanadium steel spanners. Hardened and tempered with a fully polished, mirror finish. Open-end and WallDrive® ring combination with long slim shaft. Supplied In an EVA storage tray.

Contents:	6, 7, 8, 9, 10, 11, 12, 13, 14, 15, 16, 17, 18, 19, 21, 22, 23, 24, 27, 30, 32mm
Minimum Length:	125mm
Maximum Length:	425mm
Tray Size (W x D x H):	290 x 485 x 35mm

D Premier

10-19mm
Stubby



D AK633

10pc Stubby Combination Spanner Set

Drop-forged Chrome Vanadium steel spanners. Hardened, tempered and chrome plated for corrosion resistance. Fully polished mirror finish and WallDrive® rings. Stubby configuration gives improved access in confined spaces. Supplied in storage tray.

Contents:	10, 11, 12, 13, 14, 15, 16, 17, 18, 19mm
Minimum Length:	96mm
Maximum Length:	138mm



A-B SEE RIGHT

Combination Spanner Sets - Black Series

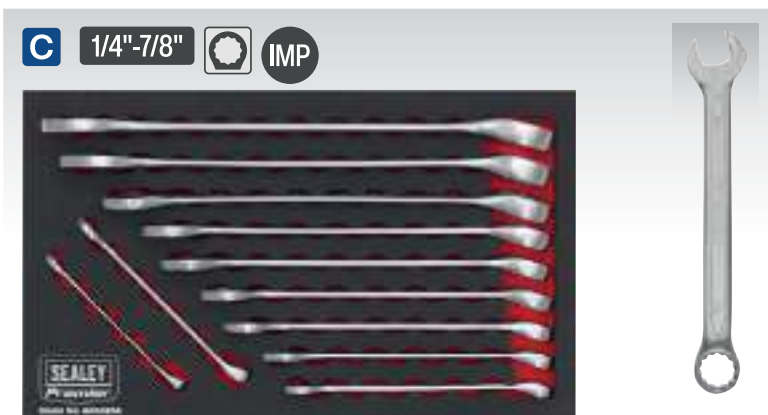
Drop-forged Chrome Vanadium steel spanners. Hardened and tempered with a black electrodeposition finish for corrosion resistance. 15° Offset open-end and WallDrive® ring combination with long slim shafts. Supplied in an EVA storage tray.

A AK63263B

Contents:	8, 9, 10, 11, 12, 13, 14, 15, 16, 17, 18, 19mm
Minimum/Maximum Length:	120/230mm
Quantity:	12pc
Tray Size (W x D x H):	190 x 280 x 30mm

B AK63264B

Contents:	6, 7, 8, 9, 10, 11, 12, 13, 14, 15, 16, 17, 18, 19, 20, 21, 22, 23, 24, 25, 26, 27, 28, 30, 32mm
Minimum/Maximum Length:	100/360mm
Quantity:	25pc
Tray Size (W x D x H):	285 x 400 x 35mm



C AK63254

11pc Combination Spanner Set - Imperial

Cold stamped slim style Chrome Vanadium steel spanners with a satin polished finish for corrosion resistance. Open-end and 12-point WallDrive® ring combination. Supplied in an EVA storage tray.

Contents:	1/4", 5/16", 3/8", 7/16", 1/2", 9/16", 5/8", 11/16", 3/4", 13/16", 7/8"
Minimum/Maximum Length:	100/260mm
Tray Size (W x D x H):	285 x 175 x 50mm



D AK63257

8pc Offset Double End Ring Spanner Set

Cold stamped slim style Chrome Vanadium steel spanners with a satin polished finish for corrosion resistance. Open-end and 12-point WallDrive® ring combination. Supplied in EVA storage tray.

Contents:	6 x 7, 8 x 9, 10 x 11, 12 x 13, 14 x 15, 16 x 17, 18 x 19, 20 x 22mm
Minimum/Maximum Length:	180/300mm
Tray Size (W x D x H):	332 x 175 x 35mm

A-C SEE BELOW**Combination Spanner Sets**

Slim style Chrome Vanadium steel spanners with a satin polished finish for corrosion resistance. Open-end and 12-point WallDrive® ring combination. Supplied in EVA storage tray.

A AK63255**16pc Combination Spanner Set**

Contents: 6, 7, 8, 9, 10, 11, 12, 13, 14, 15, 16, 17, 18, 19, 21, 22mm

Minimum Length: 100mm

Maximum Length: 260mm

Tray Size (W x D x H): 285 x 227 x 50mm

B AK63256**23pc Combination Spanner Set
Metric/Imperial**

Contents: 8, 9, 10, 11, 12, 13, 14, 15, 16, 17, 18, 19mm, 1/4", 5/16", 3/8", 7/16", 1/2", 9/16", 5/8", 11/16", 3/4", 13/16", 7/8"

Minimum Length: 100mm

Maximum Length: 250mm

Tray Size (W x D x H): 375 x 284 x 40mm

C AK63258**25pc Combination Spanner Set**


Slim style Chrome Vanadium steel spanners with a satin polished finish for corrosion resistance. Open-end and 12-point WallDrive® ring combination. Supplied in EVA storage tray.

Contents: 6, 7, 8, 9, 10, 11, 12, 13, 14, 15, 16, 17, 18, 19, 20, 21, 22, 23, 24, 25, 26, 27, 28, 30, 32mm

Minimum Length: 100mm

Maximum Length: 360mm

Tray Size (W x D x H): 400 x 285 x 70mm

**A****Premier****MM****6-22mm****B****Premier****MM & IMP****8-19mm****1/4"-7/8"****C****Premier****MM****6-32mm**

A AK63252
8pc Combination Spanner Set

Slim style Chrome Vanadium steel spanners with a satin polished finish for corrosion resistance. Open-end and 12-point WallDrive® ring combination. Supplied in storage/carry rack.

Contents:	8, 9, 10, 11, 13, 14, 17, 19mm
Minimum Length:	120mm
Maximum Length:	230mm

B AK6325
12pc Combination Spanner Set


Slim style Chrome Vanadium steel spanners with a satin polished finish for corrosion resistance. Open-end and 12-point WallDrive® ring combination. Supplied in storage/hanging pouch.

Contents:	8, 9, 10, 11, 12, 13, 14, 15, 16, 17, 18, 19mm
Minimum Length:	120mm
Maximum Length:	230mm

C AK63253
25pc Combination Spanner Set

Slim style Chrome Vanadium steel spanners with a satin polished finish for corrosion resistance. Open-end and 12-point WallDrive® ring combination. Supplied in storage/hanging pouch.

Contents:	6, 7, 8, 9, 10, 11, 12, 13, 14, 15, 16, 17, 18, 19, 20, 21, 22, 23, 24, 25, 26, 27, 28, 30, 32mm
Minimum Length:	100mm
Maximum Length:	360mm


D AK63922
**12pc Ratchet Combination Spanner Set
Platinum Series**

Drop-forged, Chrome Vanadium steel combination spanners. Hardened and tempered with a fully polished micro satin finish for corrosion resistance. 72-Tooth ratchet requires only 5° rotation to pick up the next tooth. WallDrive® rings. Supplied in a folding rack.

Contents:	8, 9, 10, 11, 12, 13, 14, 15, 16, 17, 18, 19mm
------------------	--

A AK63921**12pc Lock-On™ Combination Spanner Set**

Drop-forged, Chrome Vanadium steel combination spanners. Hardened and tempered with a fully polished micro satin finish for corrosion resistance. 15° Offset ring ends keep knuckles clear of obstructions. 35° Angled offset open-end allows for improved access. Feature specially machined flutes in the walls of the ring end which enable use on up to 85% rounded fasteners. This not only provides added strength but also prevents further damage to worn or rusted fixings. Supplied in folding storage rack.

Contents: 8, 9, 10, 11, 12, 13, 14, 15, 16, 17, 18, 19mm

B AK63950**12pc Anti-Slip Combination Spanner Set**

High quality slim style Chrome Vanadium steel spanners. Hardened and tempered with a fully polished micro satin finish. Colour-coded for fast identification. Anti-slip hex configuration on the open-ends. Supplied in storage/carry rack.

Contents: 8, 9, 10, 11, 12, 13, 14, 15, 16, 17, 18, 19mm

Minimum/Maximum Length: 135/245mm

C AK63949**12pc Combination Ratchet Spanner Set Platinum Series**

High quality slim style Chrome Vanadium steel spanners. Hardened and tempered with a fully polished micro satin finish. Colour-coded rings for fast identification. Ultra-smooth 100-Tooth WallDrive® ratchet ring. Ideal for use where space is limited. Supplied in storage/carry rack.

Contents: 8, 9, 10, 11, 12, 13, 14, 15, 16, 17, 18, 19mm

Minimum/Maximum Length: 135/245mm

**D S01074****12pc Multi-Coloured Combination Spanner Set**

Multi-coloured, drop-forged, Chrome Vanadium steel combination spanners. Hardened, tempered and chrome plated for corrosion resistance. Fully polished with a coloured mirror finish. Open-end and 12-point WallDrive® ring combination. Supplied in storage/carry rack.

Contents: 8, 9, 10, 11, 12, 13, 14, 15, 16, 17, 18, 19mm

Minimum/Maximum Length: 142/250mm



A AK6314

14pc Multi-Coloured Combination Spanner Set

Multi-coloured, drop-forged, Chrome Vanadium steel combination spanners. Hardened, tempered and chrome plated for corrosion resistance. Fully polished with a coloured mirror finish. Open-end and 12-point Walldrive® ring combination. Supplied in storage/hanging pouch.

Contents:	6, 7, 8, 9, 10, 11, 12, 13, 14, 15, 16, 17, 18, 19mm
Minimum Length:	129mm
Maximum Length:	250mm



B SEE BELOW

Individual Combination Spanners

Manufactured from Chrome Vanadium steel. Fully polished heads. Packed individually.

Model No:	Size:	Length:
S0406	6mm	100mm
S0407	7mm	110mm
S0408	8mm	120mm
S0409	9mm	130mm
S0410	10mm	140mm
S0411	11mm	150mm
S0412	12mm	160mm
S0413	13mm	170mm
S0414	14mm	180mm
S0415	15mm	190mm
S0416	16mm	200mm
S0417	17mm	210mm
S0418	18mm	220mm
S0419	19mm	230mm
S0420	20mm	240mm
S0421	21mm	250mm
S0422	22mm	260mm
S0423	23mm	270mm
S0424	24mm	280mm
S0425	25mm	290mm
S0426	26mm	300mm
S0427	27mm	310mm
S0428	28mm	320mm
S0429	29mm	330mm
S0430	30mm	340mm
S0432	32mm	360mm



C AK63171

7pc Insulated Open-End Spanner Set - VDE Approved

Manufactured from hardened and tempered Chrome Vanadium steel. Each spanner is fully insulated to VDE and EN 60900 standards to protect from electric shocks up to 1500V DC and 1000V AC. Covers sizes from 8 to 19mm. Ideal for technicians working on modern hybrid and electrical vehicles (1500V DC safe live working). Also suitable for electricians and other trades (1000V AC safe live working). Supplied in storage case.

Contents:	8, 10, 12, 13, 14, 17, 19mm
Minimum Length:	100mm
Maximum Length:	175mm



D AK63172

18pc Insulated Open-End Spanner Set - VDE Approved

Manufactured from hardened and tempered Chrome Vanadium steel. Each spanner is fully insulated to VDE and EN 60900 standards to protect from electric shocks up to 1500V DC and 1000V AC. Covers sizes from 7 to 24mm. Ideal for technicians working on modern hybrid and electrical vehicles (1500V DC safe live working). Also suitable for electricians and other trades (1000V AC safe live working). Supplied in storage case.

Contents:	7, 8, 9, 10, 11, 12, 13, 14, 15, 16, 17, 18, 19, 20, 21, 22, 23, 24mm
Minimum Length:	90mm
Maximum Length:	225mm

A SEE BELOW**Extra-Long Combination Spanners**

Drop-forged Chrome Vanadium steel spanners. Hardened, tempered and chromed with a fully polished, mirror finish. Open-end and WallDrive® ring combination with extra-long shaft.

Model No:	Sizes:	Length:
AK631010	10mm	189mm
AK631011	11mm	207mm
AK631012	12mm	225mm
AK631013	13mm	243mm
AK631014	14mm	261mm
AK631015	15mm	279mm
AK631016	16mm	297mm
AK631017	17mm	314mm
AK631018	18mm	333mm
AK631019	19mm	349mm

B AK6310**10pc Extra-Long Combination Spanner Set**

Drop-forged Chrome Vanadium steel spanners. Hardened, tempered and chromed with fully polished, mirror finish. Open-end and WallDrive® ring combination with extra-long shaft. Supplied in storage tray.

Contents:	10, 11, 12, 13, 14, 15, 16, 17, 18, 19mm
Minimum Length:	189mm
Maximum Length:	349mm

C S0832**10pc Extra-Long Combination Spanner Set**

Drop-forged Chrome Vanadium steel combination spanners. Hardened, tempered and nickel chrome plated for corrosion resistance with a fully polished mirror finish. Extra-long shaft with open-end and 12-point WallDrive® ring combination. Supplied in storage/carry rack.

Contents:	10, 11, 12, 13, 14, 15, 16, 17, 18, 19mm
Minimum Length:	190mm
Maximum Length:	320mm

D AK6311**7pc Extra-Long Double End Ring Spanner Set**

Extra-long, drop-forged, Chrome Vanadium steel 12-point WallDrive® ring spanners. Hardened, tempered and chrome plated with a fully polished mirror finish. Covers 14 sizes. Supplied in storage tray.

Contents:	8 x 10, 11 x 13, 14 x 15, 16 x 17, 18 x 19, 20 x 21, 22 x 24mm
Minimum Length:	235mm
Maximum Length:	430mm

**E AK6319****7pc Extra-Long Double Ring Ratchet/Fixed Spanner Set**

For full details, see page 147.

Contents:	8, 10, 12, 13, 14, 17, 19mm
Minimum Length:	240mm
Maximum Length:	420mm

A Individual Spanners 10-19mm Extra-Long MM**B 10-19mm Extra-Long MM****C 10-19mm Extra-Long MM****D 8-24mm Extra-Long MM**

A SEE BELOW

Individual Super Jumbo Combination Spanners

Drop-forged Chrome Vanadium steel spanners. Hardened, tempered and chrome plated with fully polished jaws and 12-point ring. Super Jumbo size suitable for agricultural and industrial use.

Model No:	Size:	Length:
S0732	32mm	415mm
S0733	33mm	415mm
S0735	35mm	430mm
S0736	36mm	430mm
S0738	38mm	460mm
S0741	41mm	500mm
S0742	42mm	500mm
S0744	44mm	500mm
S0746	46mm	500mm
S0748	48mm	565mm
S0750	50mm	565mm




A Siegen
Individual Spanners
32-50mm
Super Jumbo Sizes
MM

B S0401

25pc Jumbo Combination Spanner Set

Drop-forged Chrome Vanadium steel, hardened, tempered and chrome plated for corrosion resistance. Polished heads and 12-point rings. Supplied in storage/hanging pouch.

Contents: 6, 7, 8, 9, 10, 11, 12, 13, 14, 15, 16, 17, 18, 19, 20, 21, 22, 23, 24, 25, 26, 27, 28, 30, 32mm



B Siegen
MM
Jumbo Sizes
6-32mm



C
22-32mm
Jumbo Sizes
MM

Premier

C AK6329

5pc Jumbo Combination Spanner Set

Drop-forged Chrome Vanadium steel spanners. Hardened and tempered with a fully polished, mirror finish. Open-end and WallDrive® ring combination with long slim shaft. Supplied in storage/hanging pouch.

Contents:	22, 24, 27, 30, 32mm
Minimum Length:	295mm
Maximum Length:	429mm



D
34-50mm
Super Jumbo Sizes
Premier

MM

D AK63259

6pc Super Jumbo Combination Spanner Set

Slim style Chrome Vanadium steel spanners with a satin polished finish for corrosion resistance. Open-end and 12-point WallDrive® ring combination. Supplied in storage tray.

Contents:	34, 36, 38, 41, 46, 50mm
Minimum Length:	376mm
Maximum Length:	540mm

A AK6082

12pc Jumbo Combination Spanner Set

Drop-forged Chrome Vanadium steel spanners. Hardened and tempered with a fully polished, mirror finish. Open-end and WallDrive® ring combination with long slim shaft. Supplied in storage/hanging pouch.

Contents: 20, 21, 22, 23, 24, 25, 26, 27, 28, 29, 30, 32mm

B AK6083

21pc Jumbo Combination Spanner Set

Drop-forged Chrome Vanadium steel spanners. Hardened, tempered and chromed with fully polished, mirror finish. Open-end and WallDrive® ring combination with long slim shaft. Supplied in storage/hanging pouch.

Contents: 6, 7, 8, 9, 10, 11, 12, 13, 14, 15, 16, 17, 18, 19, 21, 22, 23, 24, 27, 30, 32mm

C SEE BELOW

Individual Super Jumbo Combination Spanners

Manufactured from Chrome Vanadium steel, heat treated and hardened for durability. Open jaw and Wall Drive® ring combination. Chrome polished with a mirror finish for corrosion resistance.

Model No:	Size:	Length:
AK6324321 NEW	32mm	360mm
AK632433 NEW	33mm	360mm
AK632434	34mm	375mm
AK632435 NEW	35mm	380mm
AK632436	36mm	390mm
AK632438	38mm	390mm
AK632441	41mm	440mm
AK632442 NEW	42mm	440mm
AK632444 NEW	44mm	490mm
AK632446	46mm	490mm
AK632448 NEW	48mm	530mm
AK632450	50mm	530mm

D AK6324

6pc Super Jumbo Combination Spanner Set

Manufactured from Chrome Vanadium steel, heat treated and hardened for durability. Chrome polished with a mirror finish for corrosion resistance. Super Jumbo sizes suitable for agricultural and industrial use. Supplied in storage/hanging pouch.

Contents: 34, 36, 38, 41, 46, 50mm



A

MM Jumbo Sizes
20-32mm



Premier



B

MM Jumbo Sizes 6-32mm



Premier



C

NEW MM Individual Spanners Super Jumbo Sizes 32-50mm

Premier



D

Super Jumbo Sizes
34-50mm
MM



Premier

A SEE BELOW

Ratchet Combination Spanners

Chrome Vanadium steel combination spanners with 72-tooth, WallDrive®, ratchet ring. Ultra-smooth ratchet action requires only 5° rotation to pick up the next tooth. Ideal for awkward applications.

Model No:	Size:	Length:
RCW06	6mm	139mm
RCW07	7mm	139mm
RCW08	8mm	146mm
RCW10	10mm	165mm
RCW11	11mm	171mm
RCW12	12mm	177mm
RCW13	13mm	184mm
RCW14	14mm	197mm
RCW15	15mm	203mm
RCW16	16mm	211mm
RCW17	17mm	230mm
RCW18	18mm	242mm
RCW19	19mm	253mm
RCW21	21mm	275mm
RCW22	22mm	286mm
RCW24	24mm	298mm
RCW27	27mm	330mm
RCW30	30mm	422mm
RCW32	32mm	424mm

B S0633

12pc Stubby Ratchet Combination Spanner Set

Chrome Vanadium steel stubby ratchet combination spanner set. 72-Tooth ratchet ring and gear set requiring only 5° rotation to pick up the next tooth, ideal for applications where space is limited. Supplied in storage rack.

Contents:	8, 9, 10, 11, 12, 13, 14, 15, 16, 17, 18, 19mm
Minimum Length:	95mm
Maximum Length:	138mm

C S01142

7pc Combination Ratchet Spanner Set

Chrome Vanadium steel ratchet combination spanner set. 72-Tooth, ratchet ring and gear set requiring only 5° rotation to pick up the next tooth, ideal for applications where space is limited. Supplied in storage rack.



Contents:	8, 10, 12, 13, 14, 17, 19mm
Minimum Length:	140mm
Maximum Length:	245mm

D S0634

12pc Combination Ratchet Spanner Set

Chrome Vanadium steel ratchet combination spanner set. 72-Tooth, ratchet ring and gear set requiring only 5° rotation to pick up the next tooth, ideal for applications where space is limited. Supplied in storage rack.

Contents:	8, 9, 10, 11, 12, 13, 14, 15, 16, 17, 18, 19mm
Minimum Length:	140mm
Maximum Length:	245mm



A S0984**8pc Combination Ratchet Spanner Set Imperial**

Chrome Vanadium steel combination ratchet spanner set. 72-Tooth ratchet ring and gear set requiring only 5° rotation to pick up next ratchet tooth, ideal for applications where space is limited. Supplied in storage rack.

Contents: 5/16", 3/8", 7/16", 1/2", 9/16", 5/8", 11/16", 3/4"

B S01247**15pc Combination Ratchet Spanner Set**

Chrome Vanadium steel ratchet combination spanner set. 72-Tooth ratchet ring and gear set requiring only 5° rotation to pick up the next tooth, ideal for applications where space is limited. Supplied in EVA storage tray.

Contents: 8, 9, 10, 11, 12, 13, 14, 15, 16, 17, 18, 19, 21, 22, 24mm

Minimum Length: 140mm

Maximum Length: 335mm

C S01156**17pc Combination Ratchet Spanner Set**

Chrome Vanadium steel ratchet combination spanner set. 72-Tooth, ratchet ring and gear set requiring only 5° rotation to pick up the next tooth, ideal for applications where space is limited. Supplied in storage/hanging pouch.

Contents: 8, 9, 10, 11, 12, 13, 14, 15, 16, 17, 18, 19, 22, 24, 27, 30, 32mm

**C****D S0985****5pc Combination Ratchet Spanner Set**

Chrome Vanadium steel ratchet combination spanner set. 72-Tooth ratchet ring and gear set requiring only 5° rotation to pick up the next tooth. Supplied in storage/hanging pouch.


Contents: 22, 24, 27, 30, 32mm

A

5/16"-3/4"

IMP

72-Tooth

Siegen**B NEW**

MM

8-24mm

72-Tooth

Siegen**C**

MM

8-32mm

72-Tooth

Siegen**D**

MM

22-32mm

72-Tooth

Siegen

A-B SEE BELOW

**Combination Ratchet Spanner Sets
Platinum Series**

High quality slim style Chrome Vanadium steel spanners. Hardened and tempered with a fully polished micro satin finish. Ultra-smooth 100-Tooth WallDrive® ratchet ring. Ideal for use where space is limited. Supplied in storage/carry rack.

A AK63941	
Quantity:	7
Contents:	8, 10, 12, 13, 14, 17, 19mm
Minimum Length:	135mm
Maximum Length:	245mm

B AK63940	
Quantity:	12
Contents:	8, 9, 10, 11, 12, 13, 14, 15, 16, 17, 18, 19mm
Minimum Length:	135mm
Maximum Length:	245mm



C AK63949
**12pc Combination Ratchet Spanner Set
Platinum Series**

High quality slim style Chrome Vanadium steel spanners. Hardened and tempered with a fully polished micro satin finish. Colour-coded rings for fast identification. Ultra-smooth 100-Tooth WallDrive® ratchet ring. Ideal for use where space is limited. Supplied in storage/carry rack.

Contents:	8, 9, 10, 11, 12, 13, 14, 15, 16, 17, 18, 19mm
Minimum Length:	135mm
Maximum Length:	245mm

D S01075
**12pc Multi-Coloured Combination Ratchet
Spanner Set**

Multi-coloured, Chrome Vanadium steel ratchet combination spanner set. Hardened, tempered and chrome plated for corrosion resistance. Fully polished with a coloured mirror finish. Open-end and 12-point WallDrive® ring combination. 72-Tooth, ratchet ring and gear set requiring only 5° rotation to pick up next ratchet tooth, ideal for applications where space is limited. Supplied in storage/carry rack.

Contents:	8, 9, 10, 11, 12, 13, 14, 15, 16, 17, 18, 19mm
-----------	--



A AK63914

10pc Extra-Long Combination Ratchet Spanner Set

High quality slim style Chrome Vanadium steel spanners. Hardened, tempered with a mirror polished finish for corrosion resistance. 144-Tooth WallDrive® ratchet ring giving ultra-smooth action, requiring only 2.5° rotation to pick up the next tooth. Covers sizes 10 to 19mm. Open-end of the spanners have hex profiles with serrated jaws for extra grip. Supplied in storage/carry rack.

Contents:	10, 11, 12, 13, 14, 15, 16, 17, 18, 19mm
Minimum Length:	180mm
Maximum Length:	305mm



144-Tooth
10-19mm
Extra-Long

B AK7978

7pc Combination Ratchet Spanner Set Black Series

High quality slim style Chrome Vanadium steel spanners. Hardened and tempered with a black chrome finish for resistance to corrosion. 72-Tooth ultra-smooth WallDrive® ratchet ring requiring only 5° rotation to pick up the next tooth. Supplied on storage rack.

Contents:	8, 10, 12, 13, 14, 17, 19mm
Minimum Length:	140mm
Maximum Length:	245mm



72-Tooth
8-19mm

C AK63922

12pc Ratchet Combination Spanner Set Platinum Series

Drop-forged, Chrome Vanadium steel combination spanners. Hardened and tempered with a fully polished micro satin finish for corrosion resistance. 72-Tooth ratchet requires only 5° rotation to pick up the next tooth. WallDrive® rings. Supplied in a folding rack.

Contents:	8, 9, 10, 11, 12, 13, 14, 15, 16, 17, 18, 19mm
------------------	--



72-Tooth
8-19mm

A SEE BELOW

Flexi-Head Ratchet Combination Spanners

Chrome Vanadium steel combination spanners with 72-tooth, WallDrive® ratchet ring. Ultra-smooth ratchet action requires only 5° rotation to pick up the next tooth. Flexible ring head is ideal for awkward applications.

Model No:	Size:	Length:
FHRCW08	8mm	137mm
FHRCW10	10mm	159mm
FHRCW11	11mm	175mm
FHRCW12	12mm	175mm
FHRCW13	13mm	186mm
FHRCW16	16mm	216mm
FHRCW17	17mm	232mm
FHRCW18	18mm	250mm
FHRCW19	19mm	250mm

B S01143

7pc Flexi-Head Combination Ratchet Spanner Set

Chrome Vanadium steel flexi-head ratchet combination spanner set. 72-Tooth, ratchet ring and gear set requiring only 5° rotation to pick up the next tooth, ideal for applications where space is limited. Supplied in storage/carry rack.

Contents:	8, 10, 12, 13, 14, 17, 19mm
Minimum Length:	140mm
Maximum Length:	245mm

C S0635

12pc Flexi-Head Combination Ratchet Spanner Set

Chrome Vanadium steel flexi-head ratchet combination spanner set. 72-Tooth, ratchet ring and gear set requiring only 5° rotation to pick up the next tooth, ideal for applications where space is limited. Supplied in storage/carry rack.


Contents:	8, 9, 10, 11, 12, 13, 14, 15, 16, 17, 18, 19mm
Minimum Length:	140mm
Maximum Length:	245mm



D-F SEE BELOW
Spanner Racks

Soft, non-marking TPR material spanner racks help maintain an organised toolbox or workstation. Securely holds up to 12 or 15 spanners (dependant on model) for easy size identification. Can also be carried or hung on a wall. Solvent and fuel resistant.

Model No:	Colour:	Capacity:
D WR07	Red	12
E WR08	Red	15
F WR08HV	Hi-Vis Green	15



A-B SEE BELOW

Flexi-Head Ratchet Combination Spanner Sets - Platinum Series

High quality slim style Chrome Vanadium steel spanners. Hardened and tempered with a fully polished micro satin finish. Ultra-smooth 100-Tooth WallDrive® ratchet ring. Flexible ring head is ideal for awkward applications. Ideal for use where space is limited. Supplied in storage/carry rack.

A AK63943	
Quantity:	7
Contents:	8, 10, 12, 13, 14, 17, 19mm
Minimum Length:	135mm
Maximum Length:	249mm
B AK63942	
Quantity:	12
Contents:	8, 9, 10, 11, 12, 13, 14, 15, 16, 17, 18, 19mm
Minimum Length:	135mm
Maximum Length:	249mm



C SEE BELOW

Individual Reversible Ratchet Combination Spanners

High quality slim style Chrome Vanadium steel spanners. Hardened, tempered and mirror finished for corrosion resistance. 72-Tooth Chrome Molybdenum WallDrive® ratchet ring with slide reverse. 15° Offset keeps knuckles clear of obstructions. Ideal for use where space is limited.


Model No:	Size:	Length:
RRCW10	10mm	160mm
RRCW11	11mm	165mm
RRCW12	12mm	170mm
RRCW13	13mm	175mm
RRCW17	17mm	225mm
RRCW19	19mm	245mm

D S0840

12pc Reversible Combination Ratchet Spanner Set

Chrome Vanadium steel reversible ratchet combination spanner set. 72-Tooth ratchet ring and gear set requiring only 5° rotation to pick up the next tooth, ideal for applications where space is limited.


Contents:	8, 9, 10, 11, 12, 13, 14, 15, 16, 17, 18, 19mm
Minimum Length:	140mm
Maximum Length:	245mm





A AK63945
7pc Reversible Combination Ratchet Spanner Set - Platinum Series
 High quality slim style Chrome Vanadium steel spanners. Hardened and tempered with a fully polished micro satin finish. Ultra-smooth 100-Tooth WallDrive® ratchet ring with slide reverse. 15° Offset keeps knuckles clear of obstructions. Ideal for use where space is limited. Supplied in storage/carry rack.

Contents: 8, 10, 12, 13, 14, 17, 19mm




B AK63944
12pc Reversible Combination Ratchet Spanner Set - Platinum Series
 High quality slim style Chrome Vanadium steel spanners. Hardened and tempered with a fully polished micro satin finish. Ultra-smooth 100-Tooth WallDrive® ratchet ring with slide reverse. 15° Offset keeps knuckles clear of obstructions. Ideal for use where space is limited. Supplied in storage/carry rack.

Contents: 8, 9, 10, 11, 12, 13, 14, 15, 16, 17, 18, 19mm



C S0636
6pc Double End Ratchet Ring Spanner Set
 Chrome Vanadium steel double end ratchet spanner set. 72-Tooth, ratchet ring and gear set requiring only 5° rotation to pick up next ratchet tooth, ideal for applications where space is limited. Supplied in storage rack.

Contents: 8 x 9, 10 x 11, 12 x 13, 14 x 15, 16 x 17, 18 x 19mm



D S0806
6pc Flexi-Head Double End Ratchet Ring Spanner Set
 Chrome Vanadium steel, flexible, double end, ratchet spanner set. 72-Tooth ratchet ring and gear set requiring only 5° rotation to pick up next ratchet tooth. Flexible ring head is ideal for awkward applications. Supplied in storage rack.

Contents: 8 x 9, 10 x 11, 12 x 13, 14 x 15, 16 x 17, 18 x 19mm



E AK6319
7pc Extra-Long Double Ring Ratchet/Fixed Spanner Set
 Manufactured from hardened and tempered Chrome Vanadium steel with a fully polished mirror finish. 12-Point ratchet/fixed WallDrive® ring ends. 72-Tooth ratchet requires only 5° rotation to pick up the next tooth. WallDrive® rings grip the wall, not the corners, giving up to 30% more torque. Supplied in storage tray.

Contents: 8, 10, 12, 13, 14, 17, 19mm
Minimum Length: 240mm
Maximum Length: 420mm



F AK63832
6pc Flexi-Head Extra-Long Double End Ratchet Ring Spanner Set
 Manufactured from high quality Chrome Vanadium steel. Hardened and tempered with a fully polished mirror finish. 72-Tooth WallDrive® rings give ultra-smooth ratchet action requiring only 5° rotation to pick up the next tooth. Feature extra-long shafts and flexible ring heads, ideal for awkward applications. Supplied in storage tray.

Contents: 8 x 9, 10 x 11, 12 x 13, 14 x 15, 16 x 18, 17 x 19mm
Minimum Length: 240mm
Maximum Length: 415mm



A AK6391
8-in-1 Reversible Ratchet Ring Spanner
 High quality slim style Chrome Vanadium steel ratchet ring spanner. Hardened and tempered with a mirror polished finish for corrosion resistance. Eight different sizes on one spanner. 90-Tooth WallDrive® rings give ultra-smooth ratchet action requiring only 4° rotation to pick up the next tooth, ideal for applications where space is limited.

Size Coverage:	8 x 12, 10 x 14, 13 x 17, 15 x 19mm
Length:	242mm



B S0983
4-in-1 Reversible Ratchet Ring Spanner
 Manufactured from Chrome Vanadium steel, hardened and tempered with a fully polished finish. Innovative ring design allows four different sizes on one spanner. 72-Tooth ratchet rings require only 5° rotation to pick up the next tooth, ideal for applications where space is limited.

Size Coverage:	10 x 13, 17 x 19mm
Length:	205mm




C AK7979
4-in-1 Reversible Ratchet Ring Spanner Black Series
 Manufactured from Chrome Vanadium steel, hardened and tempered with a fully polished black chrome finish. Innovative ring design allows four different sizes on one spanner. 72-Tooth ratchet rings require only 5° rotation to pick up the next tooth, ideal for applications where space is limited.

Size Coverage:	10 x 13, 17 x 19mm
Length:	200mm



D AK63948
4-in-1 Reversible Ratchet Ring Spanner - Platinum Series
 Manufactured from Chrome Vanadium steel, hardened and tempered with a fully polished micro satin finish. Innovative ring design allows four different sizes on one spanner. 100-Tooth ratchet rings require only 3.6° rotation to pick up the next tooth. Ideal for applications where space is limited.

Size Coverage:	10 x 13, 17 x 19mm
Length:	205mm



E AK63947
4-in-1 Reversible Flexi-Head Ratchet Ring Spanner Platinum Series
 Manufactured from Chrome Vanadium steel, hardened and tempered with a fully polished micro satin finish. Innovative ring design allows four different sizes on one spanner. 100-Tooth ratchet rings require only 3.6° rotation to pick up the next tooth. Ideal for applications where space is limited.

Size Coverage:	10 x 13, 17 x 19mm
Length:	235mm





A S01107 **6pc TRX-Star* Double End Spanner Set**

Drop-forged Chrome Vanadium steel spanners. Hardened, tempered and nickel chrome plated for corrosion resistance. Fully polished mirror finish. Six spanners covering 12 sizes of TRX-Star* fixings. Supplied in storage/carry rack.

Contents: E6 x E8, E7 x E11, E10 x E12, E14 x E18, E16 x E22, E20 x E24



B AK5481 **5pc TRX-Star* Double End Spanner Set**

Manufactured from drop-forged Chrome Vanadium steel. Hardened and tempered with a fully polished mirror finish for resistance to corrosion. Five spanners covering 10 sizes of TRX-Star* fixings. Supplied in EVA storage tray.

Contents: E6 x E8, E10 x E12, E14 x E16, E18 x E20, E22 x E24



C AK61801 **16pc 3/8" Sq Drive TRX-Star* Socket & Spanner Set**

Manufactured from Chrome Vanadium steel with a fully polished finish for corrosion resistance. Four double end spanners covering TRX-Star* fixings E6-E24 and 12 3/8" Sq drive sockets covering TRX-Star* fixings E4-E20. Knurled ring on sockets for extra grip. Supplied in storage tray.

TRX-Star* Sockets: E4, E5, E6, E7, E8, E10, E11, E12, E14, E16, E18, E20

TRX-Star* Spanners: E6 x E8, E10 x E12, E14 x E18, E20 x E24



D AK63221 **10 x 13mm Stubby Offset Double End Ring Spanner**

Manufactured from drop-forged Chrome Vanadium steel. Hardened and tempered with a fully polished mirror finish. Stubby, compact configuration and 45° offset WallDrive® rings give improved access in confined spaces. Combines the most common fastener sizes (10 x 13mm). Essential for rowers as a rigger jigger, undoes every nut in a European boat - 10mm for riggers and 13mm for top nuts.

Sizes: 10 x 13mm

Length: 120mm



E S01053 **9pc Box Spanner Set**

Manufactured from carbon steel. Zinc plated for corrosion protection. Eight Spanners cover 16 sizes. Includes tommy bar. Supplied in storage/hanging pouch.

Contents: 6 x 7, 8 x 9, 10 x 11, 12 x 13, 14 x 15, 16 x 17, 18 x 19, 20 x 22mm, Tommy Bar



F AK635 **6pc Double Flexi-Head Socket Spanner Set**

Drop-forged Chrome Vanadium steel flexi-head socket spanners with slim style shafts. Hardened and tempered with a fully polished finish for strength and corrosion resistance. Supplied in storage case.

Contents: 8 x 9, 10 x 11, 12 x 13, 14 x 15, 16 x 17, 18 x 19mm



MM



6-22mm

Siegen**A S0405****8pc Deep Offset Ring Spanner Set**

Chrome Vanadium steel spanners with deep offset WallDrive® rings. Hardened, tempered and nickel chrome plated for corrosion resistance. Fully polished mirror finish. Supplied in storage/carry rack.

Contents: 6 x 7, 8 x 9, 10 x 11, 12 x 13, 14 x 15, 16 x 17, 18 x 19, 20 x 22mm



MM



6-22mm

Premier**B AK63257****8pc Offset Double End Ring Spanner Set**

Cold stamped slim style Chrome Vanadium steel spanners. Deep offset WallDrive® rings with a satin polished finish for resistance to corrosion. Supplied in EVA storage tray.

Contents: 6 x 7, 8 x 9, 10 x 11, 12 x 13, 14 x 15, 16 x 17, 18 x 19, 20 x 22mm

Minimum/Maximum Length: 180/300mm

Tray Size (W x D x H): 332 x 175 x 35mm



C

MM



6-22mm

Premier**C AK6327****8pc Offset Double End Ring Spanner Set**

Manufactured from heat treated and hardened Chrome Vanadium steel. Deep offset WallDrive® rings with a satin polished finish for resistance to corrosion. Supplied in storage/hanging pouch.

Contents: 6 x 7, 8 x 9, 10 x 11, 12 x 13, 14 x 15, 16 x 17, 18 x 19, 20 x 22mm



D

MM



6-32mm

Premier**D AK6328****12pc Offset Double End Ring Spanner Set**

Manufactured from heat treated and hardened Chrome Vanadium steel. Deep offset WallDrive® rings with a satin polished finish for resistance to corrosion. Supplied in storage/hanging pouch.

Contents: 6 x 7, 8 x 9, 10 x 11, 12 x 13, 14 x 15, 16 x 17, 18 x 19, 20 x 22, 21 x 23, 24 x 27, 25 x 28, 30 x 32mm



E

MM

**E TBTP03****35pc Spanner Set with Tool Tray****Premier**
Platinum series

Contents: Combination; 6, 7, 8, 9, 10, 11, 12, 13, 14, 15, 16, 17, 18, 19, 21, 22, 23, 24, 27, 30, 32mm, Offset Double Ring; 6 x 7, 8 x 9, 10 x 11, 12 x 13, 14 x 15, 16 x 17, 18 x 19, 20 x 22mm, TRX-Star* Double End; E6 x E8, E7 x E11, E10 x E12, E14 x E18, E16 x E22, E20 x E24

Tray Size (W x D x H): 530 x 397 x 55mm



F

MM

Siegen**F S01124****20pc Combination & Deep Offset Spanner Set with Tool Tray**

Contents: Combination Spanners; 8, 9, 10, 11, 12, 13, 14, 15, 16, 17, 18, 19mm, Deep Offset Spanners; 6 x 7, 8 x 9, 10 x 11, 12 x 13, 14 x 15, 16 x 17, 18 x 19, 20 x 22mm

Tray Size (W x D x H): 510 x 270 x 40mm




A AK59895

10pc 3/8\"/>

Heat treated and hardened with a fully polished mirror finish. Chrome Vanadium steel 3/8\"/>

Contents:	10, 11, 12, 13, 14, 15, 16, 17, 18, 19mm
Tray Size (W x D x H):	185 x 185 x 32mm



B S0849

12pc Double Open-End Spanner Set

Drop-forged Chrome Vanadium steel double open-end spanners. Hardened, tempered and chrome plated with fully polished mirror finish for added corrosion resistance. Supplied in storage/carry rack.

Sizes:	6 x 7, 8 x 9, 10 x 11, 12 x 13, 14 x 15, 16 x 17, 18 x 19, 20 x 22, 21 x 23, 24 x 27, 25 x 28, 30 x 32mm
---------------	--



C S0716

5pc Obstruction Spanner Set

Chrome Vanadium steel obstruction spanners with 12-point WallDrive® rings. Heat treated and fully polished with mirror finish. Supplied in storage/carry rack.


Contents:	8 x 10, 11 x 13, 14 x 15, 17 x 19, 21 x 22mm
------------------	--



D S01084

50pc Multipurpose Spanner Set

For full details, see page 130.



E S0717

5pc S-Spanner Set

Chrome Vanadium steel spanners with S-profile. Heat treated and fully polished with mirror finish. 12-Point WallDrive® rings. Supplied in storage/hanging pouch.

Contents:	10 x 11, 12 x 13, 14 x 15, 16 x 17, 18 x 19mm
------------------	---



F AK6315

6pc S-Spanner Set

Drop-forged Chrome Vanadium steel spanners with S-profile. Heat treated and chrome plated with fully polished mirror finish. 12-Point, WallDrive® rings. Supplied in storage/hanging pouch.

Contents:	8 x 9, 10 x 11, 12 x 13, 14 x 15, 16 x 17, 18 x 19mm
------------------	--

A



6-24mm

MM


Siegen

A S0767

6pc Flare Nut Spanner Set

Drop-forged steel spanners with contoured shafts. Fully hardened, tempered and chrome plated for resistance to corrosion. Flare type jaw suitable for most common sizes of compression joint fittings. Six double end spanners cover 12 sizes. Supplied in storage/hanging pouch.

Contents: 6 x 8, 10 x 12, 13 x 14, 15 x 17, 19 x 21, 22 x 24mm



B



10-17mm

MM

Premier

B AK600

3pc Flare Nut Spanner Set

Drop-forged Chrome Vanadium steel with contoured shafts. Fully hardened, tempered, chrome plated and fully polished for resistance to corrosion. Flare type spanner jaw suitable for most common sizes of compression joint fittings. Three spanners covering six sizes.

Contents: 10 x 11, 13 x 14, 15 x 17mm

C



9-21mm

MM

Premier

C AK2651

5pc Flare Nut Spanner Set

Drop-forged Chrome Vanadium steel with contoured shafts. Fully hardened, tempered and chrome plated with a polished mirror finish for resistance to corrosion. Flare type spanner jaw suitable for most common sizes of compression joint fittings. Five spanners covering ten sizes. Supplied in storage/hanging pouch.

Contents: 9 x 11, 10 x 12, 13 x 14, 15 x 17, 19 x 21mm



D

MM



Premier

D AK2652

5pc Flexi-Head Flare Nut Spanner Set

Manufactured from high quality Chrome Vanadium steel. Hardened and tempered with a fully polished mirror finish. Flare type spanner jaw suitable for most common sizes of compression joint fitting. Flexible head is ideal for awkward applications. Supplied in EVA storage tray.

Contents: 9 x 11, 10 x 12, 13 x 14, 15 x 17, 19 x 21mm

E



Flexible Head

10 x 11mm

MM

Premier

E AK26521

10 x 11mm Flexi-Head Flare Nut Spanner

Manufactured from Chrome Vanadium steel, hardened and tempered with a fully polished mirror finish. Flare type spanner jaw suitable for compression joint fittings. Flexi-heads for working in hard-to-access areas.

Size: 10 x 11mm

F



Siegen



21mm


MM

F S01068

21mm Ratchet Podger

High grade carbon steel with a satin finish. 21mm Ratchet head for scaffolding. Tapered end for hole alignment.

Size: 21mm
Length: 240mm



A S0845
10pc 3/8\"/>

Drive:	3/8" Sq
Contents:	10, 11, 12, 13, 14, 15, 16, 17, 18, 19mm



B AK598
10pc 3/8\"/>

Drive:	3/8" Sq
Contents:	10, 11, 12, 13, 14, 15, 16, 17, 18, 19mm



C S0866
10pc 3/8\"/>

Drive:	3/8" Sq
Contents:	10, 11, 12, 13, 14, 15, 16, 17, 18, 19mm



D AK5989
10pc 3/8\"/>

Drive:	3/8" Sq
Contents:	10, 11, 12, 13, 14, 15, 16, 17, 18, 19mm



E AK599
8pc 3/8\"/>

Drive:	3/8" Sq
Contents:	3/8", 7/16", 1/2", 9/16", 5/8", 11/16", 3/4", 7/8"



F AK5981
8pc 1/2\"/>

Drive:	1/2" Sq
Contents:	20, 21, 22, 23, 24, 27, 30, 32mm



3/8"
Sq Drive

6-30mm

Premier

A AK5987

3/8" Sq Drive Adjustable Crow's Foot Wrench - 6-30mm

Manufactured from hardened and tempered Chrome Molybdenum steel. Fully polished micro satin finish. Adjustable from 6-30mm. Designed for use with an extension or breaker bar. Suitable for limited access applications. Ideal for use on track-rod ends.

Drive:	3/8" Sq
Range:	6-30mm



B

1/2"
Sq Drive

6-45mm

Premier

B AK5988

1/2" Sq Drive Adjustable Crow's Foot Wrench - 6-45mm

Manufactured from hardened and tempered Chrome Molybdenum steel. Fully polished micro satin finish. Large jaw range adjustable from 6-45mm. Designed for use with an extension or breaker bar. Suitable for limited access applications. Ideal for use on track-rod ends.

Drive:	1/2" Sq
Range:	6-45mm



A



C

MM

3/8"
Sq Drive

10-19mm

Flexi Crow's Foot

Siegen

C S01043

10pc 3/8" Sq Drive Flexible Crow's Foot Spanner Set

Chrome Vanadium, flexible head crow's foot spanners. Suitable for use with extension bars and ratchet wrenches. Ideal for applications where access is limited and various angles are needed. Heat treated, hardened and chrome plated with a fully polished finish. Supplied on storage rail.

Drive:	3/8" Sq
Contents:	10, 11, 12, 13, 14, 15, 16, 17, 18, 19mm



D

MM

Premier
Platinum series

D TBTP11

44pc Specialised Spanner Set with Tool Tray

For full details, see page 16.

Contents:	Stubby Combination; 10, 11, 12, 13, 14, 15, 16, 17, 18, 19mm, Extra-Long Ring; 8 x 10, 11 x 13, 14 x 15, 16 x 17, 18 x 19, 20 x 21, 22 x 24mm, Ratchet Combination; 8, 9, 10, 11, 12, 13, 14, 15, 16, 17, 18, 19mm, Flare Nut; 9 x 11, 10 x 12, 13 x 14, 15 x 17, 19 x 21mm, 3/8" Sq Drive Crow's Foot; 10, 11, 12, 13, 14, 15, 16, 17, 18, 19mm
Tray Size (W x D x H):	530 x 397 x 55mm



E

MM

Siegen

E S01125

30pc Specialised Spanner Set with Tool Tray

For full details, see page 27.

Contents:	Stubby Combination Spanners; 10, 11, 12, 13, 14, 15, 16, 17, 18, 19mm, TRX-Star* Double Ended Spanners; E6 x E8, E10 x E12, E14 x E18, E20 x E24, Flare Nut Spanners: 8 x 10, 9 x 11, 10 x 12, 13 x 14, 15 x 17, 16 x 18mm, 3/8" Sq Drive Crow's Foot Spanners; 10, 11, 12, 13, 14, 15, 16, 17, 18, 19mm
Tray Size (W x D x H):	510 x 270 x 40mm

LIFETIME
GUARANTEE

All Premier and Siegen Hand Tools are covered by a no-quibble lifetime guarantee* against manufacturing defects. See www.sealey.co.uk for full details.

A

8-24mm **3/8"** Sq Drive **MM**



Premier

A AK59891

15pc 3/8" Sq Drive Crow's Foot Spanner Set

Manufactured from hardened and tempered Chrome Molybdenum steel with a fully polished mirror finish. Suitable for use with extension bars and ratchet wrenches. Ideal for applications where access is limited. Supplied in storage case.

Drive:	3/8" Sq
Contents:	8, 9, 10, 11, 12, 13, 14, 15, 16, 17, 18, 19, 21, 22, 24mm

B

8-24mm **3/8"** Sq Drive **MM**



Premier

B AK5983

15pc 3/8" Sq Drive Crow's Foot Spanner Set

Manufactured from hardened and heat treated Chrome Molybdenum steel. Suitable for limited access applications. Phosphate finish for corrosion resistance. Supplied in storage case.

Drive:	3/8" Sq
Contents:	8, 9, 10, 11, 12, 13, 14, 15, 16, 17, 18, 19, 21, 22, 24mm

C

27-50mm **1/2"** Sq Drive **MM**



Siegen

C S01109

14pc 1/2" Sq Drive Crow's Foot Spanner Set

Manufactured from carbon steel with a fully polished finish. Covers sizes 27-50mm. Suitable for limited access applications. Supplied in storage tray.

Drive:	1/2" Sq
Contents:	27, 29, 30, 32, 33, 34, 36, 38, 42, 43, 44, 46, 48, 50mm

D

27-50mm **1/2"** Sq Drive **MM**




Premier

D AK59831

14pc 1/2" Sq Drive Crow's Foot Spanner Set

Manufactured from hardened and heat treated Chrome Molybdenum steel. Suitable for limited access applications. Phosphate finish for corrosion resistance. Supplied in storage case.


Drive:	1/2" Sq
Contents:	27, 29, 30, 32, 33, 34, 35, 36, 38, 41, 43, 46, 48, 50mm



A WR01
2pc Sharks Teeth Spanner Rack
Capacity 20 Spanners

Durable composite sharks teeth spanner rack helps maintain an organised topchest/rollcab. Two adhesive strips included.


Capacity:	20
Length:	425mm



B WR02
2pc Magnetic Sharks Teeth Spanner Rack
Capacity 20 Spanners

Durable composite sharks teeth spanner rack with magnetic strips, helps to maintain an organised topchest/rollcab. Ingenious design gives one straight edge enabling maximum drawer use, saving space.


Capacity:	20
Lengths:	385, 425mm



C WR03
Magnetic Spanner Rack
Capacity 12 Spanners

Magnetic spanner rack with protective foam backing, ideal for tool chests or any ferrous surface. Holds up to 12 spanners for easy identification. Can also be wall mounted.

Capacity:	12
Length:	190mm



D-E SEE BELOW
Reversible Spanner Racks

Reversible side rails with quick change design. Spanners always face forward for easy selection and size identification. Holds up to 16 spanners.

Model No:	Capacity:	Colour:
D WR11	16	Black
E WR11HV	16	Hi-Vis Green



F-G SEE RIGHT
Spanner Racks

Durable composite spanner racks help maintain an organised toolbox or workstation. Racks hold up to 12 or 15 spanners (dependent on model) for easy size identification. Can also be carried or hung on a wall.

Model No:	Capacity:	Length:
F WR04	12	230mm
G WR05	15	300mm



H WR06
Magnetic Spanner Rack
Capacity 10 Spanners

Durable composite spanner rack with strong magnetic backing. Ideal for attaching to tool chests or any ferrous surface. Holds up to 10 spanners for easy identification.

Capacity:	10
Length:	235mm



A-C SEE BELOW

Spanner Racks

Soft, non-marking TPR material spanner racks help maintain an organised toolbox or workstation. Securely holds up to 12 or 15 spanners (dependant on model) for easy size identification. Can also be carried or hung on a wall. Solvent and fuel resistant.

Model No:	Colour:	Capacity:
A WR07	Red	12
B WR08	Red	15
C WR08HV	Hi-Vis Green	15



Stubby

D-E SEE BELOW

Spanner Racks Stubby

Soft, non-marking TPR material spanner racks help maintain an organised toolbox or workstation. Securely holds up to 10 spanners for easy size identification. Can also be carried or hung on a wall. Solvent and fuel resistant.

Model No:	Colour:	Capacity:
D WR10	Red	10 (Stubby)
E WR10HV:	Hi-Vis Green	10 (Stubby)



F-G SEE BELOW

Reverse Spanner Racks

Soft, non-marking TPR material spanner racks help maintain an organised toolbox or workstation. Securely holds up to 15 spanners for easy size identification. Can also be carried or hung on a wall. Solvent and fuel resistant.

Model No:	Colour:	Capacity:
F WR09	Red	15
G WR09HV	Hi-Vis Green	15


H-I SEE BELOW

9pc Storage Organiser Sets

A wide range of composite and TPR storage solutions to help maintain an organised toolbox or workstation. Securely holds spanners, sockets, screwdrivers, pliers and small parts for easy identification.

Model No:	Colour:
H TSK01	Red
I TSK01HV	Hi-Vis Green

Contents: 15pc Spanner Rack, 15pc Reverse Spanner Rack, 3/8" Sq Drive Socket Rail (6-19mm), Screwdriver Rack (x2), Pliers Rack, Drawer Dividers (x2), Parts Tray





A
Magnetic

A S0773
5pc Magnetic Bowl & Tool Holder Set

Stainless steel trays with Ø90mm magnets in non-marking composite cover. Ideal for storing nuts, bolts, screws, washers and sockets during disassembly/assembly. Attaches to any ferrous surface such as toolboxes and even works upside-down. Wall mounting magnetic tool holders are ideal for holding spanners, screwdrivers etc. Heavy-duty, 5-section magnetic pick-up tool with Ø12mm magnet.

Contents: Magnetic Collection Trays; Ø150mm (1 Magnet), 240 x 140mm (2 Magnets), 460 x 25mm Magnetic Tool Holders (x2), 125-520mm Magnetic Pick-Up Tool



B
Magnetic

B AK211
500mm Magnetic Tool Holder

Wall or toolbox mounting magnetic rack. Suitable for retaining frequently used steel tools such as screwdrivers, spanners and pliers. Supplied with fixing screws.

Length: 500mm
Width: 40mm

Tools not included.
Premier



C Siegen

D

C-D SEE BELOW
Magnetic Tool Holders

Wall or toolbox mounting magnetic tool holders. Suitable for retaining frequently used steel tools such as screwdrivers, spanners and pliers. Supplied with fixing screws.

Model No:	Length:	Width:
C S0905	450mm	25mm
D S0906	600mm	25mm



E



E TBTB
Blank Tool Tray

Add-on tray ideal for storing personal items (e.g. keys, mobile phones etc.), additional tools or small components. Suitable for AP24 Series and selected Superline PRO® and Premier Tool Chests.

Tray Size (W x D x H): 176.5 x 397 x 55mm



F



F SPT01HV
Tool & Parts Organiser - Hi-Vis Green

Tool and parts organiser tray ideal for storing personal items (e.g. keys, mobile phones etc.), additional tools or small components.

Tray Size (W x D x H): 405 x 280 x 40mm



E



A **NEW** **Magnetic** **Premier**

A AK2311
Ø110mm Magnetic Collector
 Ø110mm Stainless steel tray with Ø60mm magnet in non-marking cover. Ideal for storing nuts, bolts, screws, washers and sockets during disassembly/assembly. Attaches to any ferrous surface and even works upside-down.

Tray Size:	Ø110mm
Number of Magnets:	1



B **Magnetic** **Premier**

B-D SEE BELOW
Magnetic Collection Trays

Stainless steel tray with Ø80mm magnet in non-marking cover. Ideal for storing nuts, bolts, screws, washers and sockets during disassembly/assembly. Attaches to any ferrous surface and even works upside-down.

Model No:	Tray Size:	Number of Magnets:
B AK231	Ø150mm	1
C AK2312	240 x 140mm	2
D AK2314	290 x 275mm	4



C **Magnetic** **Premier**



D **Magnetic** **Premier**



H



E **Magnetic** **F** **Premier**

E-F SEE BELOW
Ø150mm Magnetic Collectors

ABS Collectors with Ø80mm magnet in non-marking cover. Suitable for storing nuts, bolts, screws, washers and other small parts during disassembly/assembly. Attaches to any ferrous surface and is ideal for use on toolboxes.


Model No:	Tray Size:	Colour:
E AK2319	Ø150mm	Red
F AK2319B	Ø150mm	Black



G-J SEE BELOW
Non-Slip Flexible Tool Trays

Flexibility allows trays to adjust to the surface it is laid on. Unique anti-static rubber design grips tools whilst also protecting the paint finish of a car. Can be used as mobile tool storage around the garage or workshop or alternatively used for tidy in-tray storage in rollcabs and toolboxes. Oil and water-resistant.

Model No:	Tray Size: (W x D x H):
G APNST1	275 x 140 x 30mm
H APNST2	275 x 225 x 30mm
I APNST3	590 x 305 x 40mm
J APNST4	Contains one each of the above



E

A 130-650mm Extending

1kg PICK-UP

A AK651
Telescopic Magnetic Pick-Up Tool - 1kg Capacity
 Chromed metal body with pocket-clip for safe storage. 1kg Pick-up capacity from Ø10mm magnet.

Minimum/Maximum Length: 130/650mm

B 130-650mm Extending

1.5kg PICK-UP

B AK6511
Telescopic Magnetic Pick-Up Tool - 1.5kg Capacity
 Metal bodied pick-up tool with gold coloured cap, pocket-clip and magnetic retainer. 1.5kg Pick-up capacity from Ø10mm magnet.

Minimum/Maximum Length: 130/650mm

C 175-880mm Extending

1.6kg PICK-UP

C AK6514
Telescopic Magnetic Pick-Up Tool - 1.6kg Capacity
 7-Section magnetic pick-up tool with textured grip and pocket-clip. 1.6kg Pick-up capacity from Ø10mm magnet.

Minimum/Maximum Length: 175/880mm

D 140-655mm Extending

3.6kg PICK-UP

D AK6515
Heavy-Duty Telescopic Magnetic Pick-Up Tool 3.6kg Capacity
 Magnetic pick-up tool with pocket-clip. 3.6kg Pick-up capacity from Ø12mm magnet.

Minimum/Maximum Length: 140/655mm

E 160-590mm Extending

2.2kg PICK-UP

E AK6516
Magnetic Pick-Up Tool 2.2kg Capacity
 Chromed metal body with telescopic and flexible shaft pick-up tool. Features a scribe/washer jet tool, pocket-clip and knurled cap. 2.2kg Pick-up capacity from Ø8mm magnet.

Minimum/Maximum Length: 160/590mm

F

1.5kg PICK-UP

F AK6531
Flexible Magnetic Pick-Up Tool - 1.5kg Capacity
 Flexible chromed shaft with classic styled composite handle. Use with or without magnet protection cap. 1.5kg Pick-up capacity from Ø10mm magnet.

Length: 560mm



G 1kg PICK-UP

H 3kg PICK-UP

G-H SEE BELOW
Heavy-Duty Flexible Magnetic Pick-Up Tools
 Chrome plated flexible shafts fitted with high quality strong magnet. Contoured and textured handle fits perfectly in the hand providing comfort and control.

Model No:	Length:	Lifting Capacity:
G AK6532	510mm	1kg
H AK6534	510mm	3kg

I 3.6kg PICK-UP

165-635mm Extending

I-J SEE BELOW
Heavy-Duty Magnetic Pick-Up Tool 3.6kg Capacity
 Heavy-duty 5-section magnetic pick-up tool with textured handle for added grip plus pocket-clip. Ø13mm Magnet gives 3.6kg capacity. Supplied individually or in point of sale counter top display box of 16.

Model No:	Pack Quantity:
I S0823DB	16
J S0823	1

Minimum/Maximum Length: 165/635mm

K 3.6kg PICK-UP

195-800mm Extending

K-L SEE BELOW
Heavy-Duty Magnetic Pick-Up Tool with LED - 3.6kg Capacity
 Heavy-duty 6-section telescopic pick-up tool. Large Ø14mm magnet with 3.6kg capacity and recessed LED to illuminate target area. Textured, contoured handle for added comfort. Knurled twist on/off switch for ease of use. Supplied individually or in point of sale counter top display box of 16.

Model No:	Pack Quantity:
K S0903DB	16
L S0903	1

Minimum/Maximum Length: 195/800mm
 Battery: 3 x LR44 (Supplied)



A S0947
Ø75mm Telescopic Inspection Mirror with LED Light
 5-Section stainless steel inspection tool. Ø75mm Mirror with built-in LED mounted on twin ball joints for maximum articulation. Ideal for use in low light areas. Contoured and textured comfort grip handle. Supplied with batteries.

Minimum/Maximum Length:	290-870mm
Battery:	CR2032




B S0948
52 x 83mm Telescopic Inspection Mirror with 2 LED Lights
 5-Section stainless steel inspection tool. 52 x 83mm Mirror with built-in LEDs mounted on twin ball joints for maximum articulation. Ideal for use in low light areas. Contoured and textured comfort grip handle. Supplied with batteries.

Minimum/Maximum Length:	285-876mm
Battery:	2 x CR2032




C S0941
2pc Telescopic Magnetic LED Pick-Up Tool & Inspection Mirror Set
 6-Section stainless steel magnetic pick-up tool with textured grip and pocket-clip. Ø13mm Magnet with 3.6kg capacity and recessed LED to illuminate target area. Knurled twist on/off switch for ease of use. 5-Section stainless steel inspection mirror with textured grip and pocket-clip. Ø50mm Mirror is mounted on twin ball joints for maximum articulation. Contoured handles for added comfort. Supplied with batteries.

Pick-Up Minimum/Maximum Length:	190/800mm
Lifting Capacity:	3.6kg
Mirror Minimum/Maximum Length:	245/710mm
Battery:	3 x LR44




D S0940
2pc Telescopic Magnetic Pick-Up Tool & Inspection Mirror Set
 5-Section stainless steel magnetic pick-up tool with textured grip and pocket-clip. Ø13mm Magnet with 3.6kg capacity. 5-Section stainless steel inspection mirror with textured grip and pocket-clip. Ø50mm Mirror is mounted on twin ball joints for maximum articulation.

Pick-Up Minimum/Maximum Length:	160/630mm
Lifting Capacity:	3.6kg
Mirror Minimum/Maximum Length:	245/710mm




E S0949
3pc Magnetic Pick-Up, Flexible Claw & Inspection Tool Set
 7-Section stainless steel magnetic pick-up tool. Ø10mm Magnet with 1.6kg capacity. 5-Section stainless steel inspection mirror. Ø50mm Mirror is mounted on twin ball joints for maximum articulation. Flexible pick-up tool with Bowden cable construction and spring loaded claw grab.

Pick-Up Minimum/Maximum Length:	130/635mm
Lifting Capacity:	2.25kg
Mirror Minimum/Maximum Length:	200/545mm
Flexible Claw Length:	600mm



F S0610
2pc Pick-Up Tool Set
 Set of two flexible, lightweight pick-up tools. One with spring loaded claw grab and Bowden cable construction, the other with magnetic head to suit different applications.


Length (x2):	610mm
--------------	-------



G S0556
4pc Magnetic Pick-Up & Inspection Tool Kit
 Two heavy-duty 5-section telescopic extending shafts with textured grip for comfort and control. Supplied with fully adjustable inspection mirror and interchangeable magnetic pick-ups suitable for most jobs.

Minimum/Maximum Length:	175/655mm
Magnet Capacity:	1.5kg, 2.3kg Fixed, 2.3kg Fully Adjustable
Mirror Size:	50 x 80mm

A 180-530mm
Extending



A AK6523

Ø30mm Extending Articated Inspection Mirror

Chromed metal 5-section body with pocket-clip for safe storage. Ø30mm Inspection mirror is mounted on twin ball joints for maximum articulation.

Minimum/Maximum Length: 180/530mm

B 200-875mm
Extending



B AK6524

Ø32mm Extending Articated Inspection Mirror

7-Section extending mirror with textured grip and pocket-clip. Ø32mm Inspection mirror is mounted on twin ball joints for maximum articulation.

Minimum/Maximum Length: 200/875mm

C 125-690mm
Extending



C AK652

Ø40mm Telescopic Articated Inspection Mirror

Chromed metal body with pocket-clip for safe storage. Ø40mm Inspection mirror mounted on ball joint permitting full 360° rotation.

Minimum/Maximum Length: 125/690mm

D 195-535mm
Extending



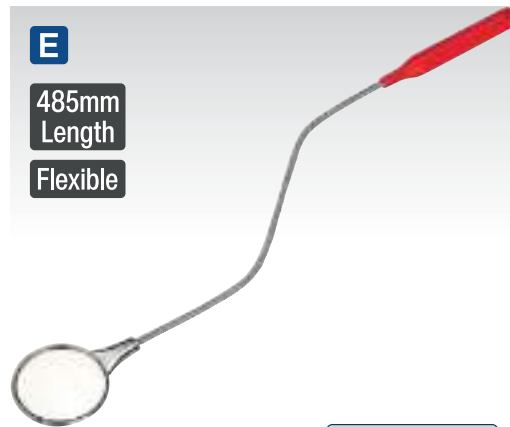
D AK6525

50 x 25mm Extending Articated Inspection Mirror

Chromed metal 5-section body with pocket-clip for safe storage. 50 x 25mm Inspection mirror is mounted on twin ball joints for maximum articulation.

Minimum/Maximum Length: 195/535mm

E
485mm
Length
Flexible



E AK6503

Ø60mm Flexible Shaft Inspection Mirror

Rubber grip and strong, spring steel flexible shaft. Ø60mm Mirror suitable for use in confined areas.

Length: 485mm

F 175-885mm
225-700mm
Extending



F AK6527

2pc Telescopic Magnetic Pick-Up & Mirror Set


7-Section stainless steel magnetic pick-up tool with textured grip and pocket clip. Ø10mm Magnet with 1.6kg capacity. Energy ring around magnet reduces side pull aiding retrieval of objects at full reach. 5-Section stainless steel inspection mirror with textured grip and pocket-clip. Ø40mm Mirror is mounted on twin ball joints for maximum articulation.

Pick-Up Minimum/Maximum Length: 175/885mm

Mirror Minimum/Maximum Length: 225/700mm

G

610mm
Length
Flexible



G AK653


610mm Flexible Claw Pick-Up Tool

Bowden cable construction with spring loaded claw grab.

Length: 610mm

H

700mm
Length
Flexible



H AK6536

700mm Flexible Magnetic Pick-Up & Claw Tool

Bowden cable construction enables access to confined areas. 0.7kg Magnetic pick-up with energy ring, reduces side pull aiding the retrieval of objects at full reach. Handle allows effortless control over expandable/retractable claw. Features anodised aluminium housing.

Length: 700mm



A AK650
Flexible Inspection Mirror with Light
 Strong flexible metal element with illuminated tip and fully articulated inspection mirror. Suitable for automotive and industrial applications.

Length:	520mm
Battery:	2 x AA (not included)



1kg PICK-UP
170-765mm Extending



C AK6521
5pc Telescopic Magnetic Pick-Up & LED Inspection Tool Kit
 Heavy-duty 6-section telescopic extending shaft with textured grip for comfort and control. Quick release adaptor for easy fitting of individual accessories. Kit includes Ø35mm inspection mirror, which is mounted on twin ball joints for maximum articulation, 50 x 80mm hinged rectangular mirror, Ø10mm magnet with 1kg capacity. Magnet features recessed LED to illuminate pick-up area.

Minimum/Maximum Length:	170/765mm
Mirror Sizes:	Ø35mm, 50 x 80mm
Battery:	3 x LR44 (supplied)



Magnetic
270 LUMENS
LED

E LED021
270lm Osram P8 LED Aluminium Magnetic Flexi-Head Light
 Osram P8 LED produces 270 lumens. Flexible head bends and holds position to allow bright illumination in confined spaces. Adjustable focus from spotlight to wide area by a push/pull action of the head. Features a magnet in the end for hands-free use.

LED Type:	Osram P8
Lumen Output:	270lm
Range:	100m
Operating Time:	4hr
Battery:	3 x AAA (not included)



B S0946
Telescopic Magnetic Pick-Up Tools & Inspection Mirrors Display Box of 20
 Comprises a variety of popular pick-up tools and inspection mirrors, four of each type. Textured grip for added user comfort. Pick-up tools are also supplied with convenient pocket-clip. Supplied in point of sale countertop display box of 20.

2.25kg Pick-Up Minimum/Maximum Length:	125/635mm
3.6kg Pick-Up Minimum/Maximum Length:	160/630mm
Ø50mm Mirror Minimum/Maximum Length:	245/710mm
45 x 65mm Mirror Minimum/Maximum Length:	215/685mm
50 x 90mm Mirror Minimum/Maximum Length:	290/760mm



D AK6505
Flexible LED Inspection Torch with LED Light
 Test light with super-flexible element. High power cool-white LED bulb for bright illumination of the working area and long battery life. Push-button on/off control. Features a magnet in the base for hands-free use.

Length:	430mm
Battery:	2 x AA (not included)



F TBT17
38pc Precision & Pick-Up Tool Set with Tool Tray
 Tool tray with precision & pick-up tool set. Suitable for selected Superline PRO® and Premier tool chests.

Contents:	1.5kg Pick-Up Tool, 1.6kg Pick-Up Tool with Power Ring, Ø40mm Inspection Mirror, 115mm Combination Pliers, 110mm Diagonal Cutting Pliers, 125mm Long Nose Pliers, Ratchet Screwdriver, Bits; Slotted - 1, 1.5, 2, 2.5, 3, 3.5, 4mm, Phillips - #000, #00, #0, #1, Pozi - #0, #1, TRX-Star* - T4, T5, T6, T7, T8, T9, T10, T15, T20, Hex - 0.7, 0.9, 1.3, 1.5, 2, 2.5, 3, 4mm, 115mm Extension Bar
Tray Size (W x D x H):	176.5 x 397 x 55mm



A S01260

9pc Long Ball-End Hex Key Set

Manufactured from heat treated and hardened Chrome Vanadium steel with satin finish. Keys range in length from 62.5 to 177mm and in size from 1.5mm to 10mm. Supplied in easy-access case with hanging tag for safe storage and quick key selection. Ball-end allows key to drive fixing at up to 30°.

Contents: 1.5, 2, 2.5, 3, 4, 5, 6, 8, 10mm



B S01261

9pc Long Ball-End Hex Key Set - Imperial

Manufactured from heat treated and hardened Chrome Vanadium steel with satin finish. Keys range in length from 62.5 to 177mm and in size from 1/16" to 3/8". Ball-end allows key to drive fixing at up to 30°. Supplied in easy-access case with hanging tag for safe storage and quick key selection.

Contents: 1/16", 5/64", 3/32", 1/8", 5/32", 3/16", 1/4", 5/16", 3/8"



C S01262

9pcs Long TRX-Star* Key Set

Manufactured from heat treated and hardened Chrome Vanadium steel with satin finish. Keys range in length from 62.5 to 177mm and in size from T10 to T50. Supplied in easy-access case with hanging tag for safe storage and quick key selection.

Contents: T10, T15, T20, T25, T27, T30, T40, T45, T50




D S0484

30pc Long/Short-Arm Hex Key Set - Metric/Imperial

Chrome Vanadium steel key set in folding storage case. Comprises 15 long-arm Imperial keys and 15 short-arm Metric keys.

Contents: Long-Arm; 0.028", 0.035", 0.050", 1/16", 5/64", 3/32", 7/64", 1/8", 9/64", 5/32", 3/16", 7/32", 1/4", 5/16", 3/8", Short-Arm; 0.7, 0.9, 1.3, 1.5, 2, 2.5, 3, 4, 4.5, 5, 5.5, 6, 7, 8, 10mm



E AK6148

10pc Hex Key Set on Ring

Chemically blackened Chrome Vanadium steel hex keys. Supplied on ring.

Contents: 1.5, 2, 2.5, 3, 4, 5, 5.5, 6, 8, 10mm



F S0465

25pc Hex Key Set - Metric/Imperial

Hex key set with long-arm Imperial sizes and short-arm Metric sizes. Chrome Vanadium steel. Supplied in tool roll.

Contents: Long-Arm; 1/16", 5/64", 3/32", 7/64", 1/8", 9/64", 5/32", 3/16", 7/32", 1/4", 5/16", 3/8", Short-Arm; 1.5, 2, 2.5, 3, 4, 4.5, 5, 5.5, 6, 7, 8, 9, 10mm



G SEE BELOW

T-Handle Nut Drivers

Heat treated Chrome Vanadium steel shafts with deep profile sockets. WallDrive® socket with hex flats for extra driving power.

Model No:	Size:	Length:
AK5821	8mm	300mm
AK5823	10mm	300mm
AK5826	13mm	300mm
AK5828	17mm	300mm
AK5830	19mm	300mm



A S01091
9pc Long Hex Key Set

Manufactured from heat treated and hardened Chrome Vanadium steel with a blackened finish. Keys range in length from 75mm to 180mm and in size from 1.5mm to 10mm. Supplied in easy-access case with hanging tag for safe storage and quick key selection.

Contents:	1.5, 2, 2.5, 3, 4, 5, 6, 8, 10mm
Lengths:	75-180mm



B S01092
9pc Extra-Long Hex Key Set

Manufactured from heat treated and hardened Chrome Vanadium steel with a blackened finish. Keys range in length from 90mm to 230mm and in size from 1.5mm to 10mm. Supplied in easy-access case with hanging tag for safe storage and quick key selection.

Contents:	1.5, 2, 2.5, 3, 4, 5, 6, 8, 10mm
Lengths:	90-230mm



C S01093
9pc Long Ball-End Hex Key Set

Manufactured from heat treated and hardened Chrome Vanadium steel with a blackened finish. Keys range in length from 75mm to 180mm and in size from 1.5mm to 10mm. Ball-end allows key to drive fixing at up to 30°. Supplied in easy-access case with hanging tag for safe storage and quick key selection.

Contents:	1.5, 2, 2.5, 3, 4, 5, 6, 8, 10mm
Lengths:	75-180mm



D S01094
9pc Extra-Long Ball-End Hex Key Set

Manufactured from heat treated and hardened Chrome Vanadium steel with a blackened finish. Keys range in length from 90mm to 230mm and in size from 1.5mm to 10mm. Ball-end allows key to drive fixing at up to 30°. Supplied in easy-access case with hanging tag for safe storage and quick key selection.

Contents:	1.5, 2, 2.5, 3, 4, 5, 6, 8, 10mm
Lengths:	90-230mm



E S01095
9pc Long TRX-Star* Key Set

Manufactured from heat treated and hardened Chrome Vanadium steel with a blackened finish. Keys range in length from 85mm to 160mm and in size from T10 to T50. Supplied in easy-access case with hanging tag for safe storage and quick key selection.

Contents:	T10, T15, T20, T25, T27, T30, T40, T45, T50
Lengths:	85-160mm



F S01096
9pc Extra-Long TRX-Star* Key Set

Manufactured from heat treated and hardened Chrome Vanadium steel with a blackened finish. Keys range in length from 90mm to 230mm and in size from T10 to T50. Supplied in easy-access case with hanging tag for safe storage and quick key selection.

Contents:	T10, T15, T20, T25, T27, T30, T40, T45, T50
Lengths:	90-230mm



G S01098
9pc Long Ball-End Hex Key Set - Imperial

Manufactured from heat treated and hardened Chrome Vanadium steel with a blackened finish. Keys range in length from 75mm to 180mm and in size from 1/16" to 3/8". Ball-end allows key to drive fixing at up to 30°. Supplied in easy-access case with hanging tag for safe storage and quick key selection.


Contents:	1/16", 5/64", 3/32", 1/8", 5/32", 3/16", 1/4", 5/16", 3/8"
Lengths:	75-180mm



H S01099
9pc Extra-Long Ball-End Hex Key Set - Imperial

Manufactured from heat treated and hardened Chrome Vanadium steel with a blackened finish. Keys range in length from 90mm to 230mm and in size from 1/16" to 3/8". Ball-end allows key to drive fixing at up to 30°. Supplied in easy-access case with hanging tag for safe storage and quick key selection.

Contents:	1/16", 5/64", 3/32", 1/8", 5/32", 3/16", 1/4", 5/16", 3/8"
Lengths:	90-230mm



I S0639
10pc Jumbo Hex Key Set

Manufactured from hardened and tempered high grade steel with blackened finish. Jumbo keys suitable for industrial and agricultural applications. Supplied in storage pouch.

Contents:	3, 4, 5, 5.5, 7, 8, 10, 12, 14, 17mm
Lengths:	130-335mm



A AK7136

9pc Long Hex Key Set

Manufactured from heat treated and hardened Chrome Vanadium steel with satin chrome finish. Keys range in length from 79mm to 180mm and in size from 1.5mm to 10mm. Supplied in easy-access case with hanging tag for safe storage and quick key selection.

Contents:	1.5, 2, 2.5, 3, 4, 5, 6, 8, 10mm
Lengths:	79-180mm



B AK7174

9pc Stubby Element Extra-Long Hex Key Set

Manufactured from heat treated and hardened Chrome Vanadium steel with satin polished finish. Keys range in length from 90mm to 230mm and in size from 1.5mm to 10mm. Stubby offset hex elements allow access in confined spaces. Supplied in easy-access case for safe storage and quick key selection.

Contents:	1.5, 2, 2.5, 3, 4, 5, 6, 8, 10mm
Lengths:	90-230mm




C AK7137

9pc Extra-Long Hex Key Set

Manufactured from heat treated and hardened Chrome Vanadium steel with satin chrome finish. Keys range in length from 92mm to 235mm and in size from 1.5mm to 10mm. Supplied in easy-access case with hanging tag for safe storage and quick key selection.

Contents:	1.5, 2, 2.5, 3, 4, 5, 6, 8, 10mm
Lengths:	92-235mm



D AK6143

10pc Jumbo Hex Key Set

Manufactured from heat treated and hardened Chrome Vanadium steel with matt chrome finish. Jumbo sizes suitable for industrial and agricultural applications. Keys range in length from 130mm to 340mm and in size from 3mm to 17mm. Supplied in tough storage case.

Contents:	3, 4, 5, 6, 7, 8, 10, 12, 14, 17mm
Lengths:	130-340mm



E TBT07

29pc Hex/Ball-End Hex Key & Socket Bit Set with Tool Tray

Tool tray with hex/ball-end hex key & socket bit set. Suitable for selected Superline PRO® and Premier tool chests.


Contents:	Hex Keys; 1.5, 2, 2.5, 3, 4, 5, 6, 8, 10mm, Ball-End Hex Keys; 1.5, 2, 2.5, 3, 4, 5, 6, 8, 10mm, Hex Socket Bits; 3/8" Sq Drive - 4, 5, 6, 7, 8, 9, 10mm, 1/2" Sq Drive - 12, 14, 17, 19mm
Tray Size (W x D x H):	176.5 x 397 x 55mm



F AK7177

6pc Extra-Long Hex Key Set - VDE Approved

For full specification see page 206.



A-B SEE BELOW

9pc Ball-End Hex Key Sets

Manufactured from heat treated and hardened Chrome Vanadium steel with satin chrome finish. Keys range in size from 1.5mm to 10mm. Ball-end allows key to drive fixing at up to 30°. Supplied in easy-access case with hanging tag for safe storage and quick key selection.

Model No:	Contents:	Lengths:
A AK7139	1.5, 2, 2.5, 3, 4, 5, 6, 8, 10mm	79-180mm
B AK7140	1.5, 2, 2.5, 3, 4, 5, 6, 8, 10mm	92-230mm



C AK7179

27pc Master Hex Key Set

Manufactured from heat treated and hardened Chrome Vanadium steel with a fully polished finish. Anti-slip coating for comfort and control. Each key set is supplied in easy-access case for safe storage and quick key selection. Supplied in an EVA storage tray.

Contents: 1.5, 2, 2.5, 3, 4, 5, 6, 8, 10mm; 1/16", 5/64", 3/32", 1/8", 5/32", 3/16", 1/4", 5/16", 3/8"; T10, T15, T20, T25, T27, T30, T40, T45, T50



D AK7164

11pc Anti-Slip Extra-Long Ball-End Hex Key Set

Manufactured from heat treated and hardened Chrome Vanadium steel with a fully polished finish. Keys range in length from 79mm to 230mm and in size from 1.27mm to 10mm. Anti-slip coating for comfort and control. Supplied in easy-access case with hanging tag for safe storage and quick key selection.

Contents:	1.27, 1.5, 2, 2.5, 3, 4, 5, 5.5, 6, 8, 10mm
Lengths:	79-230mm



E AK7187

13pc Anti-Slip Jumbo Ball-End Hex Key Set

Manufactured from heat treated and hardened Chrome Vanadium steel with a fully polished finish. Keys range in length from 83 to 280mm and in size from 2 to 19mm. Anti-slip coating for comfort and control. Includes magnets on the long element. Supplied in easy-access case for safe storage and quick key selection.

Contents:	2, 2.5, 3, 4, 5, 6, 7, 8, 10, 12, 14, 17, 19mm
Lengths:	83-280mm



F AK71870

13pc Anti-Slip Jumbo Ball-End Hex Key Set - Imperial

Manufactured from heat treated and hardened Chrome Vanadium steel with a fully polished finish. Keys range in length from 83 to 280mm and in size from 5/64" to 3/4". Anti-slip coating for comfort and control. Includes magnets on the long element (1/8" key upwards). Supplied in easy-access case for safe storage and quick key selection.

Contents:	5/64", 3/32", 1/8", 5/32", 3/16", 7/32", 1/4", 5/16", 3/8", 1/2", 9/16", 5/8", 3/4"
Lengths:	83-280mm



A AK7180
9pc Extra-Long Lock-On™ Ball-End Hex Key Set

Manufactured from Chrome Molybdenum steel with a polished satin finish. Removes rusted, damaged and severely rounded hex head fasteners with ease. Patented twist design on short-arm grips tighter as they turn preventing fasteners from rounding. Keys range in length from 88mm to 225mm and in size from 1.5mm to 10mm. Ball-end allows key to drive fixing at up to 25°. Supplied in easy-access case with hanging tag for safe storage and quick key selection.

Contents: 1.5, 2, 2.5, 3, 4, 5, 6, 8, 10mm
Lengths: 88-225mm



B AK7181
9pc Extra-Long Lock-On™ Ball-End Hex Key Set - Imperial

Manufactured from Chrome Molybdenum steel with a polished satin finish. Removes rusted, damaged and severely rounded hex head fasteners with ease. Patented twist design on short-arm grips tighter as they turn preventing fasteners from rounding. Keys range in length from 88mm to 225mm and in size from 1/16" to 3/8". Ball-end allows key to drive fixing at up to 25°. Supplied in easy-access case with hanging tag for safe storage and quick key selection.

Contents: 1/16", 5/64", 3/32", 1/8", 5/32", 3/16", 1/4", 5/16", 3/8"
Lengths: 88-225mm



Patented twist design. Removes rusted, damaged and severely rounded hex head fasteners.



Premier
 Our top-of-the-range hand tools suitable for the professional user. Designed and manufactured from the highest quality components, these tools are made to last a lifetime*.



C AK7190DB
9pc Anti-Slip Long Ball-End Hex Key Set Display Box of 10

Manufactured from hardened and heat treated Chrome Vanadium steel with a fully polished finish. Keys range in length from 65mm to 175mm and in size from 1.5mm to 10mm. Colour-coded anti-slip coating for comfort, control and fast identification. Supplied in easy-access case for safe storage and quick key selection.

Contents: 1.5, 2, 2.5, 3, 4, 5, 6, 8, 10mm
Lengths: 65-175mm




D AK7189
9pc Anti-Slip Jumbo Spline Key Set

Manufactured from heat treated and hardened Chrome Vanadium steel with a fully polished finish. Keys range in length from 95mm to 228mm and in size from M4 to M18. Anti-slip coating for comfort and control. Includes magnets on the long element. Supplied in easy-access case for safe storage and quick key selection.

Contents: M4, M5, M6, M8, M10, M12, M14, M16, M18
Lengths: 95-228mm



Magnet on the long element.



A

T10 - T50
Long



Premier

A AK7142

9pc Long TRX-Star* Key Set

Manufactured from heat treated and hardened Chrome Vanadium steel with satin chrome finish. Keys range in length from 90mm to 160mm and in size from T10 to T50. Supplied in easy-access case with hanging tag for safe storage and quick key selection.

Contents: T10, T15, T20, T25, T27, T30, T40, T45, T50
Lengths: 90-160mm



B

T10 - T50
Extra-Long



Premier

B AK7148

9pc Extra-Long TRX-Star* Key Set

Manufactured from heat treated and hardened Chrome Vanadium steel with satin chrome finish. Keys range in length from 92mm to 235mm and in size from T10 to T50. Supplied in easy-access case with hanging tag for safe storage and quick key selection.

Contents: T10, T15, T20, T25, T27, T30, T40, T45, T50
Lengths: 92-235mm



C

T6 - T50
Extra-Long
Anti-Slip



Premier

C AK7165

13pc Anti-Slip Extra-Long TRX-Star* Key Set

Manufactured from heat treated and hardened Chrome Vanadium steel with a fully polished finish. Keys range in length from 70mm to 225mm and in size from T6 to T50. Anti-slip coating for comfort and control. Supplied in easy-access case with hanging tag for safe storage and quick key selection.

Contents: T6, T7, T8, T9, T10, T15, T20, T25, T27, T30, T40, T45, T50
Lengths: 70-225mm



D

T10 - T50
1.5-10mm
Anti-Slip



Premier

D AK7176

18pc Anti-Slip Long TRX-Star* & Ball-End Hex Key Set

Manufactured from heat treated and hardened Chrome Vanadium steel with a fully polished finish. Ball-end hex from 1.5 to 10mm with hex short element and TRX-Star* from T10 to T50 with security short element. Keys range in length from 75mm to 180mm and feature an anti-slip coating for comfort and control. Supplied in composite case for safe storage and quick key selection.

Contents: Ball-End Hex (Hex Short Element); 1.5, 2, 2.5, 3, 4, 5, 6, 8, 10mm, TRX-Star* (Security Short Element); T10, T15, T20, T25, T27, T30, T40, T45, T50
Lengths: 75-180mm



E

T10 - T80
Jumbo Keys
Anti-Slip



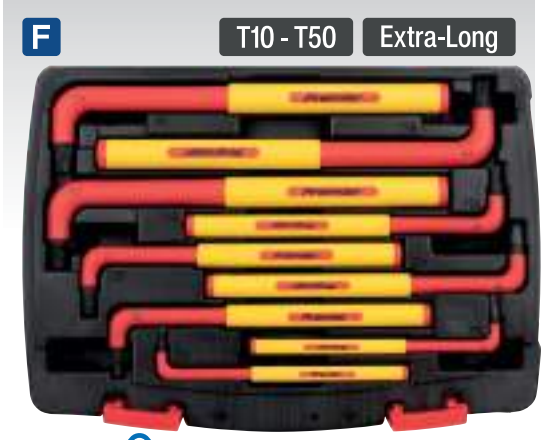
Premier

E AK7188

13pc Anti-Slip Jumbo TRX-Star* Key Set

Manufactured from heat treated and hardened Chrome Vanadium steel with a fully polished finish. Keys range in length from 75 to 270mm and in size from T10 to T80. Anti-slip coating for comfort and control. Includes magnets on the long element. Supplied in easy-access case for safe storage and quick key selection.

Contents: T10, T15, T20, T25, T27, T30, T40, T45, T50, T55, T60, T70, T80
Lengths: 75-270mm



F

T10 - T50
Extra-Long

F AK7178


9pc Extra-Long TRX-Star* Key Set VDE Approved

Manufactured from heat treated and hardened S2 steel with a chemically blackened finish for resistance to corrosion. Keys range in length from 135mm to 215mm and in size from T10 to T50. Fitted with PP/TPR handles, keys are fully insulated to VDE and EN 60900 standards to protect from electric shocks up to 1500V DC and 1000V AC. Ideal for technicians working on modern hybrid and electrical vehicles (1500V DC safe live working). Also suitable for electricians and other trades (1000V AC safe live working). Supplied in storage case.

Contents: T10, T15, T20, T25, T27, T30, T40, T45, T50
Lengths: 135-215mm



Premier



Premier

A-B SEE BELOW

9pc Security TRX-Star* Key Sets

Manufactured from heat treated and hardened Chrome Vanadium steel with satin chrome finish. Keys range in size from T10H to T50H. Supplied in easy-access case with hanging tag for safe storage and quick key selection.

Model No:	Contents:	Lengths:
A AK7162	T10H, T15H, T20H, T25H, T27H, T30H, T40H, T45H, T50H	90-160mm
B AK7163	T10H, T15H, T20H, T25H, T27H, T30H, T40H, T45H, T50H	92-232mm



Premier

C AK7199

18pc Anti-Slip Long TRX-Star* & Ball-End Hex Key Set

Manufactured from hardened and heat treated Chrome Vanadium steel with a fully polished finish. Ball-End hex keys range in length from 65 to 175mm and in size from 1.5mm to 10mm. TRX-Star* keys range in length from 65 to 175mm and in size from T10 to T50. Colour-coded anti-slip coating for comfort, control and fast identification. Supplied in EVA Storage Tray.

Contents:	Ball-End Hex; 1.5, 2, 2.5, 3, 4, 5, 6, 8, 10mm, TRX-Star*; T10, T15, T20, T25, T27, T30, T40, T45, T50
Lengths:	65-175mm



Premier

D AK7184

9pc Anti-Slip Extra-Long TRX-Star* Key Set - Display Box of 10

Manufactured from heat treated and hardened Chrome Vanadium steel with a fully polished finish. Keys range in length from 90 to 235mm and in size from T10 to T50. Anti-slip coating for comfort and control. Supplied in easy-access case for safe storage and quick key selection.

Contents:	T10, T15, T20, T25, T27, T30, T40, T45, T50
Lengths:	90-235mm



3/8" Sq Drive

T20 - T70

Premier Platinum series

E AK89001

32pc 3/8" Sq Drive TRX-Star* Socket Bit Set - Platinum Series

Drop-forged Chrome Vanadium steel sockets with S2 steel TRX-Star* bits. Sockets heat treated and chrome plated for resistance to corrosion. Fully polished micro satin finish with knurled ring to assist gripping with oily fingers. Supplied in storage case.

Drive:	3/8" Sq
Length 48mm:	T20, T25, T27, T30, T40, T45, T50, T55, T60, T70
Length 93mm:	T20, T25, T27, T30, T40, T45, T50, T55, T60, T70
Length 140mm:	T40, T45, T50, T55, T60, T70
Length 200mm:	T40, T45, T50, T55, T60, T70



A

1.5-10mm

Long

Anti-Slip

MM



Premier

A AK7190

9pc Anti-Slip Long Ball-End Hex Key Set

Manufactured from hardened and heat treated Chrome Vanadium steel with a fully polished finish. Keys range in length from 65 to 175mm and in size from 1.5 to 10mm. Colour-coded anti-slip coating for comfort, control and fast identification. Supplied in easy-access case for safe storage and quick key selection.

Contents:	1.5, 2, 2.5, 3, 4, 5, 6, 8, 10mm
Lengths:	65-175mm



B

1.5-10mm

Extra-Long

Anti-Slip

MM



Premier

B AK7191

9pc Anti-Slip Extra-Long Ball-End Hex Key Set

Manufactured from hardened and heat treated Chrome Vanadium steel with a fully polished finish. Keys range in length from 90 to 230mm and in size from 1.5 to 10mm. Colour-coded anti-slip coating for comfort, control and fast identification. Supplied in easy-access case for safe storage and quick key selection.

Contents:	1.5, 2, 2.5, 3, 4, 5, 6, 8, 10mm
Lengths:	90-230mm



C

T10 - T50

Long

Anti-Slip



Premier

C AK7193

9pc Anti-Slip Long TRX-Star* Key Set

Manufactured from hardened and heat treated Chrome Vanadium steel with a fully polished finish. Keys range in length from 65 to 175mm and in size from T10 to T50. Colour-coded anti-slip coating for comfort, control and fast identification. Supplied in easy-access case for safe storage and quick key selection.

Contents:	T10, T15, T20, T25, T27, T30, T40, T45, T50
Lengths:	65-175mm



D

T10 - T50

Extra-Long

Anti-Slip



Premier

D AK7194

9pc Anti-Slip Extra-Long TRX-Star* Key Set

Manufactured from hardened and heat treated Chrome Vanadium steel with a fully polished finish. Keys range in length from 90 to 230mm and in size from T10 to T50. Colour-coded anti-slip coating for comfort, control and fast identification. Supplied in easy-access case for safe storage and quick key selection.

Contents:	T10, T15, T20, T25, T27, T30, T40, T45, T50
Lengths:	90-230mm



E

1/16" - 3/8"

Long

Anti-Slip

IMP



Premier

E AK7197

9pc Anti-Slip Long Ball-End Hex Key Set - Imperial

Manufactured from hardened and heat treated Chrome Vanadium steel with a fully polished finish. Keys range in length from 65 to 175mm and in size from 1/16" to 3/8". Colour-coded anti-slip coating for comfort, control and fast identification. Supplied in easy-access case for safe storage and quick key selection.

Contents:	1/16", 5/64", 3/32", 1/8", 5/32", 3/16", 1/4", 5/16", 3/8"
Lengths:	65-175mm



F

1/16" - 3/8"

Extra-Long

Anti-Slip

IMP



Premier

F AK7198

9pc Anti-Slip Extra-Long Ball-End Hex Key Set - Imperial

Manufactured from hardened and heat treated Chrome Vanadium steel with a fully polished finish. Keys range in length from 90 to 230mm and in size from 1/16" to 3/8". Colour-coded anti-slip coating for comfort, control and fast identification. Supplied in easy-access case for safe storage and quick key selection.

Contents:	1/16", 5/64", 3/32", 1/8", 5/32", 3/16", 1/4", 5/16", 3/8"
Lengths:	90-230mm

A



MM



2-10mm

Sieggen


A S01150

10pc T-Handle Ball-End Hex Key Set

Hardened and tempered Chrome Vanadium steel shafts with a polished satin finish. Tough, composite, comfort grip with hanging holes. Each handle incorporates a long ball-end hex and short hex shaft. Includes metal stand suitable for wall mounting.

Contents: 2, 2.5, 3, 4, 4.5, 5, 5.5, 6, 8, 10mm
Lengths: 135-170mm

B



T9-T50

Sieggen

B S01151

10pc T-Handle TRX-Star* Key Set

Hardened and tempered Chrome Vanadium steel shafts with a polished satin finish. Tough, composite, comfort grip with hanging holes. Each handle incorporates a long TRX-Star* and short security TRX-Star* shaft. Includes metal stand suitable for wall mounting.

Contents: T9, T10, T15, T20, T25, T27, T30, T40, T45, T50
Lengths: 135-170mm

C

Sieggen



MM



2-10mm

C S0466


10pc T-Handle Hex Key Set

Chrome Vanadium steel. T-Handle design increases turning power and provides a sure, comfortable grip. Ideal for home, shop, workplace and workbench. Includes metal stand suitable for wall mounting.

Contents: 2, 2.5, 3, 4, 4.5, 5, 5.5, 6, 8, 10mm
Lengths: 140-155mm

D

Sieggen



MM



2-10mm

D S01069

8pc T-Handle Ball-End Hex Key Set

Hardened and tempered Chrome Vanadium steel shafts with a polished satin finish. Tough, composite, comfort grip handle allows extra torque to be applied to the fixing. Each handle incorporates a long ball-end hex and short hex shaft. Supplied in storage case.

Contents: 2, 2.5, 3, 4, 5, 6, 8, 10mm
Lengths: 125-205mm

E

Sieggen



T10 - T50

E S01070

8pc T-Handle TRX-Star* Key Set

Hardened and tempered Chrome Vanadium steel shafts with a polished satin finish. Tough, composite, comfort grip handle allows extra torque to be applied to the fixing. Each handle incorporates a long TRX-Star* and short security TRX-Star* shaft. Supplied in storage case.

Contents: T10, T15, T20, T25, T30, T40, T45, T50
Lengths: 150-205mm

F

Sieggen



T10 - T50

2-10mm



F S0916

16pc T-Handle TRX-Star* & Hex Key Set

Hardened and tempered Chrome Vanadium steel shafts with a polished satin finish. Tough, composite, comfort grip handle allows extra torque to be applied to the fixing. Each handle incorporates either a long TRX-Star* and short security TRX-Star* element, or a long ball-end hex and short hex element. Supplied in storage case.

Contents: Security TRX-Star*/TRX-Star*; T10, T15, T20, T25, T30, T40, T45, T50, Hex/Ball-End Hex; 2, 2.5, 3, 4, 5, 6, 8, 10mm
Lengths: 110-265mm



A AK7195
8pc T-Handle Ball-End Hex Key Set
 Manufactured from heat treated and hardened S2 steel with a fully polished satin finish. Keys range in length from 100 to 200mm. Tough, composite, comfort grip handle allows extra torque to be applied to the fixing. Each handle incorporates a long ball-end hex and short hex element. Includes metal stand suitable for wall mounting.

Contents:	2, 2.5, 3, 4, 5, 6, 8, 10mm
Lengths:	100-200mm



B AK7196
9pc T-Handle TRX-Star* Key Set
 Manufactured from heat treated and hardened S2 steel with a fully polished satin finish. Keys range in length from 100 to 200mm. Tough, composite, comfort grip handle allows extra torque to be applied to the fixing. Each handle incorporates a long TRX-Star* and short security TRX-Star* element. Includes metal stand suitable for wall mounting.

Contents:	T10, T15, T20, T25, T27, T30, T40, T45, T50
Lengths:	100-200mm



C AK7143
8pc T-Handle Hex Key Set
 Hardened and tempered Chrome Vanadium steel shafts with a fully polished satin finish. Tough, composite handle with rubberised comfort grip. Long and short elements for each size. Includes hanging holes and storage stand.

Contents:	2, 2.5, 3, 4, 5, 6, 8, 10mm
Lengths:	125-220mm




D AK7144
8pc T-Handle Ball-End Hex Key Set
 Hardened and tempered Chrome Vanadium steel shafts with a fully polished satin finish. Tough, composite handle with rubberised comfort grip. Long shaft has ball-end, allowing fixing to be driven at up to 30° from its axis. Short element is standard hex. Includes hanging holes and storage stand.

Contents:	2, 2.5, 3, 4, 5, 6, 8, 10mm
Lengths:	125-220mm



E AK7145
8pc T-Handle TRX-Star* Key Set
 Hardened and tempered Chrome Vanadium steel shafts with a fully polished satin finish. Tough, composite handle with rubberised comfort grip. Long and short elements for each size. Includes hanging holes and storage stand.

Contents:	T10, T15, T20, T25, T27, T30, T40, T50
Lengths:	125-220mm



F AK7147
16pc T-Handle TRX-Star* & Hex Key Set
 Hardened and tempered Chrome Vanadium steel shafts with satin finish. Tough, composite, comfort grip handle allows extra torque to be applied to the fixing. Each handle incorporates either a long TRX-Star* and short security TRX-Star* element, or a long ball-end hex and short hex element. Supplied in storage case.

Contents:	Security TRX-Star*/TRX-Star*; T10, T15, T20, T25, T30, T40, T45, T50, Hex/Ball-End Hex; 2, 2.5, 3, 4, 5, 6, 8, 10mm
Lengths:	75-200mm

Individual Socket Bits

Forged Chrome Vanadium steel sockets with S2 steel bits. Sockets are heat treated and chrome plated with a fully polished mirror finish. Knurled ring for extra grip with oily fingers.



A SEE BELOW

1/4" Sq Drive Individual Hex Socket Bits

Model No:	Size:	Drive:
SBH001	3mm	1/4" Sq
SBH002	4mm	1/4" Sq
SBH003	5mm	1/4" Sq
SBH004	6mm	1/4" Sq
SBH005	7mm	1/4" Sq
SBH006	8mm	1/4" Sq



B SEE BELOW

3/8" Sq Drive Individual Hex Socket Bits

Model No:	Size:	Drive:
SBH007	4mm	3/8" Sq
SBH008	5mm	3/8" Sq
SBH009	6mm	3/8" Sq
SBH010	7mm	3/8" Sq
SBH011	8mm	3/8" Sq
SBH012	9mm	3/8" Sq
SBH013	10mm	3/8" Sq
SBH014	11mm	3/8" Sq
SBH015	12mm	3/8" Sq



C SEE BELOW

1/2" Sq Drive Individual Hex Socket Bits

Model No:	Size:	Drive:
SBH016	4mm	1/2" Sq
SBH017	5mm	1/2" Sq
SBH018	6mm	1/2" Sq
SBH019	7mm	1/2" Sq
SBH020	8mm	1/2" Sq
SBH021	9mm	1/2" Sq
SBH022	10mm	1/2" Sq
SBH023	12mm	1/2" Sq
SBH024	14mm	1/2" Sq
SBH025	17mm	1/2" Sq
SBH026	19mm	1/2" Sq



D SEE BELOW

3/8" Sq Drive Individual Ball-End Hex Socket Bits

Model No:	Size:	Drive:
SBBH001	3mm	3/8" Sq
SBBH002	4mm	3/8" Sq
SBBH003	5mm	3/8" Sq
SBBH004	6mm	3/8" Sq
SBBH005	7mm	3/8" Sq
SBBH006	8mm	3/8" Sq
SBBH007	9mm	3/8" Sq
SBBH008	10mm	3/8" Sq
SBBH009	12mm	3/8" Sq



E SEE BELOW

1/2" Sq Drive Individual Ball-End Hex Socket Bits

Model No:	Size:	Drive:
SBBH010	12mm	1/2" Sq
SBBH011	14mm	1/2" Sq
SBBH012	17mm	1/2" Sq
SBBH013	19mm	1/2" Sq

F AK6240
9pc 3/8" Sq Drive Hex Socket Bit Set

Forged Chrome Vanadium steel sockets with S2 steel hex bits. Sockets are heat treated and chrome plated with a fully polished mirror finish. Knurled rings assist the gripping of the sockets with oily fingers. Supplied in an EVA storage tray.

Contents: 4, 5, 6, 7, 8, 9, 10, 11, 12mm



G AK65601

8pc 3/8" Sq Drive Lock-On™ Hex Socket Bit Set

See page 180 for full details.

LOCK-ON

LIFETIME
GUARANTEE*

All Premier and Siegen Hand Tools are covered by a no-quibble lifetime guarantee* against manufacturing defects. See www.sealey.co.uk for full details.



A SEE BELOW
1/4" Sq Drive Individual TRX-Star* Socket Bits

Model No:	Size:	Drive:
SBT001	T8	1/4" Sq
SBT002	T10	1/4" Sq
SBT003	T15	1/4" Sq
SBT004	T20	1/4" Sq
SBT005	T25	1/4" Sq
SBT006	T27	1/4" Sq



B SEE BELOW
3/8" Sq Drive Individual TRX-Star* Socket Bits

Model No:	Size:	Drive:
SBT007	T10	3/8" Sq
SBT008	T15	3/8" Sq
SBT009	T20	3/8" Sq
SBT010	T25	3/8" Sq
SBT011	T27	3/8" Sq
SBT012	T30	3/8" Sq
SBT013	T40	3/8" Sq
SBT014	T45	3/8" Sq
SBT015	T47	3/8" Sq
SBT016	T50	3/8" Sq



C SEE BELOW
1/2" Sq Drive Individual TRX-Star* Socket Bits

Model No:	Size:	Drive:
SBT017	T20	1/2" Sq
SBT018	T25	1/2" Sq
SBT019	T27	1/2" Sq
SBT020	T30	1/2" Sq
SBT021	T40	1/2" Sq
SBT022	T45	1/2" Sq
SBT023	T47	1/2" Sq
SBT024	T50	1/2" Sq
SBT025	T55	1/2" Sq
SBT026	T60	1/2" Sq
SBT027	T70	1/2" Sq
SBT028	T80	1/2" Sq



D SEE BELOW
3/8" Sq Drive Spline Socket Bits

Model No:	Size:	Drive:
SBS001	M3	3/8" Sq
SBS002	M4	3/8" Sq
SBS003	M5	3/8" Sq
SBS004	M6	3/8" Sq
SBS005	M7	3/8" Sq
SBS006	M8	3/8" Sq
SBS007	M9	3/8" Sq
SBS008	M10	3/8" Sq
SBS009	M12	3/8" Sq

F SEE BELOW
1/2" Sq Drive Spline Socket Bits

Model No:	Size:	Drive:
SBS010	M5	1/2" Sq
SBS011	M6	1/2" Sq
SBS012	M7	1/2" Sq
SBS013	M8	1/2" Sq
SBS014	M9	1/2" Sq
SBS015	M10	1/2" Sq
SBS016	M12	1/2" Sq
SBS017	M14	1/2" Sq
SBS018	M16	1/2" Sq
SBS019	M18	1/2" Sq



E AK6243
22pc 3/8" Sq Drive TRX-Star*/Hex/Spline Socket Bit Set

Forged Chrome Vanadium steel sockets with S2 steel hex bits. Sockets are heat treated and chrome plated with a fully polished mirror finish. Knurled rings assist the gripping of the sockets with oily fingers. Supplied in EVA storage tray.

Contents: 50mm Socket Bits; Spline - M4, M5, M6, M8, M10, M12, TRX-Star* - T10, T15, T20, T25, T27, T30, T40, T45, T47, T50, Hex - 4, 5, 6, 7, 8, 10mm



G AK62263
7pc 3/8" Sq Drive Lock-On™ TRX-Star* Socket Bit Set
See page 190 for full details.

**A AK62251****11pc 1/4" Sq Drive Hex Socket Bit Set**

Drop-forged Chrome Vanadium steel sockets, hardened and heat treated with a fully polished mirror finish. S2 Steel hex bits with a blackened finish for resistance to corrosion. Sockets include 2mm hex setscrew allowing easy replacement of individual bits. Supplied on socket rail.

Drive:	1/4" Sq
Contents:	1.5, 2, 2.5, 3, 4, 5, 6, 7, 8, 10, 11mm
Length:	38mm

**B AK656****6pc 3/8" Sq Drive Hex Key Socket Bit Set**

Forged Chrome Vanadium steel sockets with S2 steel hex bits. Sockets are heat treated, chrome plated and satin finished. Knurled rings assist the gripping of the sockets with oily fingers. Supplied on socket rail.

Drive:	3/8" Sq
Contents:	4, 5, 6, 7, 8, 10mm
Length:	50mm

**C AK62253****7pc 3/8" Sq Drive Hex Socket Bit Set**

Drop-forged Chrome Vanadium steel sockets, hardened and heat treated with a fully polished mirror finish. S2 Steel hex bits with a blackened finish for resistance to corrosion. Bits feature no shoulder for easier access to recessed fixings. Sockets include 2mm hex setscrew allowing easy replacement of individual bits. Supplied on socket rail.

Drive:	3/8" Sq
Contents:	3, 4, 5, 6, 7, 8, 10mm
Length:	48mm

**D AK6250****9pc 3/8" Sq Drive Hex Socket Bit Set - Platinum**

Forged Chrome Vanadium steel sockets with S2 steel hex bits. Sockets are heat treated and chrome plated with a fully polished micro satin finish. Colour-coded rings for fast identification. Knurled rings assist the gripping of the sockets with oily fingers.

Drive:	3/8" Sq
Contents:	4, 5, 6, 7, 8, 9, 10, 11, 12mm

**E AK7986****9pc 3/8" Sq Drive Hex Key Socket Bit Set - Black Series**

Professional heat treated Chrome Vanadium steel sockets. Fully polished black chrome finish with machined and lacquered surfaces. S2 Steel hex bits with a phosphate finish. Knurled rings for extra grip with oily fingers. Supplied on socket rail.

Drive:	3/8" Sq
Contents:	4, 5, 6, 7, 8, 9, 10, 11, 12mm
Length:	45mm

**F AK6209****6pc 3/8" Sq Drive Hex Socket Bit Set**

Forged Chrome Vanadium steel sockets with S2 steel hex bits. Sockets are heat treated, chrome plated and satin finished. Knurled rings assist the gripping of the sockets with oily fingers. Supplied on socket rail.

Drive:	3/8" Sq
Contents:	3, 4, 5, 6, 8, 10mm
Minimum/Maximum Length:	50/85mm

**G AK62254****7pc 3/8" Sq Drive 110mm Hex Socket Bit Set**

Drop-forged Chrome Vanadium steel sockets, hardened and heat treated with a fully polished mirror finish. S2 Steel hex bits with a blackened finish for resistance to corrosion. Bits feature no shoulder for easier access to recessed fixings. Sockets include 2mm hex setscrew allowing easy replacement of individual bits. Supplied on socket rail.


Drive:	3/8" Sq
Contents:	3, 4, 5, 6, 7, 8, 10mm
Length:	110mm



A AK6229B
10pc 1/4", 3/8" & 1/2" Sq Drive Stubby Hex Socket Bit Set Black Series

Professional heat treated Chrome Vanadium steel sockets. Fully polished black chrome finish with machined and lacquered surfaces. S2 Steel stubby hex bits with a phosphate finish. Ideal for limited access applications. Knurled ring for extra grip with greasy fingers. Supplied on socket rail.

1/4" Sq Drive:	4, 5, 6, 7, 8mm
3/8" Sq Drive:	10, 12, 14mm
1/2" Sq Drive:	17, 19mm
Minimum/Maximum Length:	30/50mm



C AK6219
16pc 1/4" & 3/8" Sq Drive Hex Socket Bit Set

Forged Chrome Vanadium steel sockets with S2 steel hex bits. Sockets heat treated and chrome plated for resistance to corrosion. Knurled ring to assist gripping of socket with oily fingers. Supplied on socket rail.

1/4" Sq Drive:	3, 4, 5, 6mm
3/8" Sq Drive:	7, 8, 9, 10mm
Minimum/Maximum Length:	38/95mm



E AK6561
6pc 1/2" Sq Drive Stubby Hex Socket Bit Set

One-piece Chrome Vanadium steel socket bits. Sockets are heat treated, chrome plated and satin finished. Knurled rings assist the gripping of the sockets with oily fingers. Supplied on socket rail.


Drive:	1/2" Sq
Contents:	8, 10, 12, 14, 17, 19mm
Minimum/Maximum Length:	40/42mm



B AK6229
10pc 1/4", 3/8" & 1/2" Sq Drive Stubby Hex Socket Bit Set

Drop-forged Chrome Vanadium steel sockets, heat treated and chrome plated with a fully polished mirror finish for corrosion resistance. S2 Steel stubby hex bits with a zinc phosphate finish. Ideal for limited access applications. Knurled ring for extra grip with greasy fingers. Supplied on socket rail.

1/4" Sq Drive:	4, 5, 6, 7, 8mm
3/8" Sq Drive:	10, 12, 14mm
1/2" Sq Drive:	17, 19mm
Minimum/Maximum Length:	28/45mm



D AK62255
7pc 3/8" Sq Drive Hex Socket Bit Set

Drop-forged Chrome Vanadium steel sockets, hardened and heat treated with a fully polished mirror finish. S2 Steel hex bits with a blackened finish for resistance to corrosion. Bits feature no shoulder for easier access to recessed fixings. Sockets include 2mm hex setscrew allowing easy replacement of individual bits. Supplied in storage case.

Drive:	3/8" Sq
Contents:	3, 4, 5, 6, 7, 8, 10mm
Length:	150mm



F AK62258
8pc 1/2" Sq Drive Hex Socket Bit Set

Drop-forged Chrome Vanadium steel sockets, hardened and heat treated with a fully polished mirror finish. S2 Steel hex bits with a blackened finish for resistance to corrosion. Sockets include 2mm hex setscrew allowing easy replacement of individual bits. Supplied on socket rail.

Drive:	1/2" Sq
Contents:	6, 7, 8, 10, 12, 14, 17, 19mm
Length:	55mm

A

1/2"
Sq Drive

MM



5-17mm

Premier

A AK620**9pc 1/2" Sq Drive Hex Socket Bit Set**

Forged Chrome Vanadium steel sockets with S2 steel hex bits. Sockets heat treated and chrome plated for resistance to corrosion. Satin finish with knurled ring to assist gripping socket with oily fingers. Supplied in metal storage case.

Drive:	1/2" Sq
Contents:	5, 6, 7, 8, 9, 10, 12, 14, 17mm
Minimum/Maximum Length:	55/70mm

B

1/2"
Sq Drive

MM



5-17mm

Premier

B AK9310**8pc 1/2" Sq Drive Hex Socket Bit Set**

Forged Chrome Vanadium steel sockets with S2 steel hex bits. Sockets heat treated and chrome plated for resistance to corrosion. Satin finish with knurled ring to assist gripping socket with oily fingers. Supplied in metal storage case.

Drive:	1/2" Sq
Contents:	5, 6, 7, 8, 10, 12, 14, 17mm
Length:	110mm

C

1/2"
Sq Drive

MM



5-19mm


Siegen

C S01077**30pc 1/2" Sq Drive Hex Socket Bit Set**

Chrome Vanadium steel sockets and hex bits. Sockets are heat treated and chrome plated for resistance to corrosion. Fully polished finish with knurled ring to assist gripping with oily fingers. Supplied in storage case.

Drive:	1/2" Sq
Length 55mm:	5, 6, 7, 8, 10, 12, 14, 17, 19mm
Length 100mm:	5, 6, 7, 8, 10, 11, 12, 13mm
Length 140mm:	5, 6, 7, 8, 10, 12, 14mm
Length 200mm:	5, 6, 7, 8, 10, 12mm

D

1/2"
Sq Drive

MM



5-19mm

Premier

D AK2196**30pc 1/2" Sq Drive Hex Socket Bit Set**

Forged Chrome Vanadium steel sockets with CrV steel hex bits. Sockets heat treated and chrome plated for resistance to corrosion. Fully polished chrome finish with knurled ring to assist gripping with oily fingers. Supplied in storage case.

Drive:	1/2" Sq
Length 55mm:	5, 6, 7, 8, 10, 12, 14, 17, 19mm
Length 100mm:	5, 6, 7, 8, 10, 11, 12, 13mm
Length 140mm:	5, 6, 7, 8, 10, 12, 14mm
Length 200mm:	5, 6, 7, 8, 10, 12mm

E

3/4"
Sq Drive

MM



14-23mm Premier

E AK6217**6pc 3/4" Sq Drive Impact Hex Socket Bit Set**

One-piece Chrome Molybdenum steel sockets. Phosphate finish for added corrosion resistance. Suitable for use with any impact tool. Supplied in steel storage case.

Drive:	3/4" Sq
Contents:	14, 17, 19, 21, 22, 23mm
Length:	60mm

F

3/4"
Sq Drive

MM



14-27mm

Premier

F AK5586**6pc 3/4" Sq Drive Impact Hex Socket Bit Set**

Durable Chrome Molybdenum steel gives optimum balance between hardness and flexibility. Suitable for use with any impact tool. Supplied in storage case.

Drive:	3/4" Sq
Contents:	14, 17, 19, 22, 24, 27mm
Length:	108mm



A AK621
7pc 3/8\"/>

Forged Chrome Vanadium steel sockets with S2 steel hex bits. Sockets heat treated and chrome plated for resistance to corrosion. Ball-end bits allow fixings to be driven with the hex shaft up to 30°. Satin finish with knurled ring to assist gripping socket with oily fingers. Supplied on socket rail.

Drive:	3/8\"/>
Contents:	3, 4, 5, 6, 7, 8, 10mm
Length:	62mm



B AK6212
7pc 3/8\"/>

Forged Chrome Vanadium steel sockets with S2 steel hex bits. Sockets heat treated and chrome plated for resistance to corrosion. Ball-end bits allow fixings to be driven with the hex shaft up to 30°. Satin finish with knurled ring to assist gripping socket with oily fingers. Supplied on socket rail.

Drive:	3/8\"/>
Contents:	3, 4, 5, 6, 7, 8, 10mm
Length:	100mm



C AK7144
8pc T-Handle Ball-End Hex Key Set

Hardened and tempered Chrome Vanadium steel shafts with a fully polished satin finish. Tough, composite handle with rubberised comfort grip. Long shaft has ball-end, allowing fixing to be driven at up to 30° from its axis. Short element is standard hex. Includes hanging holes and storage stand.

Contents:	2, 2.5, 3, 4, 5, 6, 8, 10mm
Lengths:	125-220mm



D AK62257
7pc 3/8\"/>

Drop-forged Chrome Vanadium steel sockets, hardened and heat treated with a fully polished mirror finish. S2 Steel hex bits with a blackened finish for resistance to corrosion. Bits feature no shoulder for easier access to recessed fixings. Ball-end bits allow fixings to be driven with the hex shaft up to 30°. Sockets include 2mm hex setscrew allowing easy replacement of individual bits.

Drive:	3/8\"/>
Contents:	3, 4, 5, 6, 7, 8, 10mm
Length:	150mm



E AK89000
30pc 3/8\"/>

Drop-forged Chrome Vanadium steel sockets with S2 steel hex bits. Sockets heat treated and chrome plated for resistance to corrosion. Fully polished micro satin finish with knurled ring to assist gripping with oily fingers. Supplied in storage case.

Drive:	3/8\"/>
Length 48mm:	5, 6, 7, 8, 10, 12, 14, 17, 19mm
Length 93mm:	5, 6, 7, 8, 10, 11, 12, 13mm
Length 140mm:	5, 6, 7, 8, 10, 12, 14mm
Length 200mm:	5, 6, 7, 8, 10, 12mm



F AK622
7pc 1/2\"/>

Forged Chrome Vanadium steel sockets with S2 steel hex bits. Sockets heat treated and chrome plated for resistance to corrosion. Ball-end bits allow fixings to be driven with the hex shaft up to 30°. Satin finish with knurled ring to assist gripping socket with oily fingers. Supplied on socket rail.

Drive:	1/2\"/>
Contents:	5, 6, 7, 8, 9, 10, 12mm
Length:	100mm

A-D SEE BELOW**8pc Lock-On™ Hex Socket Bit Sets**

Professional heat treated Chrome Vanadium steel sockets. S2 Steel hex bits with a zinc phosphate finish. Removes rusted, damaged and severely rounded hex head fasteners with ease. Patented twist design grips tighter as they turn, preventing fasteners from rounding. All sets are supplied on a metal socket rail.

**A AK65600**

Drive:	1/4" & 3/8" Sq
Minimum Length:	38mm
Maximum Length:	48mm
Contents:	1/4" Sq Drive; 3, 4, 5, 6mm, 3/8" Sq Drive; 7, 8, 9, 10mm

**B AK65601**

Drive:	3/8" Sq
Length:	48mm
Contents:	3, 4, 5, 6, 7, 8, 9, 10mm

**C AK65602**

Drive:	1/4" & 3/8" Sq
Minimum Length:	38mm
Maximum Length:	48mm
Contents:	1/4" Sq Drive; 1/8", 9/64", 5/32", 3/16", 3/8" Sq Drive; 7/32", 1/4", 5/16", 3/8"

**D AK65603**

Drive:	3/8" Sq
Length:	48mm
Contents:	1/8", 9/64", 5/32", 3/16", 7/32", 1/4", 5/16", 3/8"

E-F SEE BELOW**7pc Lock-On™ TRX-Star® Socket Bit Sets**

Professional heat treated Chrome Vanadium steel sockets. S2 Steel bits with a satin chrome finish. Designed for extracting TRX-Star® screw heads and fasteners that have become damaged, cross-threaded or jammed. Supplied on a metal socket rail.

**E AK62262**

Drive:	1/4" & 3/8" Sq
Minimum Length:	38mm
Maximum Length:	48mm
Contents:	1/4" Sq Drive; T10, T15, T20, 3/8" Sq Drive; T25, T27, T30, T40

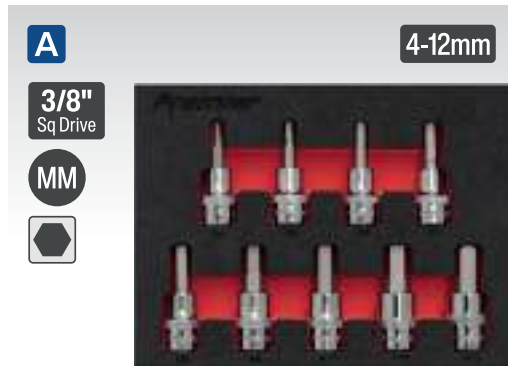
**F AK62263**

Drive:	3/8" Sq
Length:	48mm
Contents:	T10, T15, T20, T25, T27, T30, T40

A-H SEE BELOW

Socket Bit Sets

Forged Chrome Vanadium steel sockets with S2 steel hex bits suitable for daily professional use. Sockets are heat treated and chrome plated with a fully polished mirror finish. Knurled rings assist the gripping of the sockets with oily fingers. Supplied in EVA tray. Covered by a no-quibble lifetime guarantee* against manufacturing defects.



A

4-12mm

3/8" Sq Drive

MM



Premier

A AK6240
9pc 3/8" Sq Drive Hex Socket Bit Set

Contents: 3/8" Sq Drive Hex Socket Bits; 4, 5, 6, 7, 8, 9, 10, 11, 12mm



B

1/8"-3/16"

3/8" Sq Drive


IMP



Premier

B AK6246
7pc 3/8" Sq Drive Hex Socket Bit Set Imperial

Contents: 3/8" Sq Drive Hex Socket Bits; 1/8", 5/16", 5/32", 3/8", 1/4", 7/32", 3/16"



C

T10 - T50

3/8" Sq Drive



Premier

C AK6242
10pc 3/8" Sq Drive TRX-Star* Socket Bit Set

Contents: 50mm TRX-Star* Socket Bits; T10, T15, T20, T25, T27, T30, T40, T45, T47, T50



D

T8 - T60

Stubby




Premier

1/4", 3/8" & 1/2" Sq Drive

D AK6245
12pc 1/4", 3/8" & 1/2" Sq Drive Stubby TRX-Star* Socket Bit Set

Contents: 1/4" Sq Drive; T8, T10, T15, T20, T25, T27, 3/8" Sq Drive; T30, T40, T45, T50, T55, 1/2" Sq Drive; T60



E

4-19mm

Stubby

MM




Premier

1/4", 3/8" & 1/2" Sq Drive

E AK6244
10pc 1/4", 3/8" & 1/2" Sq Drive Stubby Hex Socket Bit Set

Contents: 1/4" Sq Drive (28mm); 4, 5, 6, 7, 8, 3/8" Sq Drive (34mm); 10, 12, 14, 1/2" Sq Drive (45mm); 17, 19mm



F

M4 - M16



Premier

1/4", 3/8" & 1/2" Sq Drive

F AK6241
8pc 1/4", 3/8" & 1/2" Sq Drive Spline Socket Bit Set

Contents: 1/4" Sq Drive (30mm); M4, M5, M6, 3/8" Sq Drive (38mm); M8, M10, M12, 1/2" Sq Drive (52mm); M14, M16



G

3/8" Sq Drive



4-10mm

T10 - T50

M4 - M12

Premier

G AK6243
22pc 3/8" Sq Drive TRX-Star*/Hex/Spline Socket Bit Set

Contents: 50mm Socket Bits; Spline - M4, M5, M6, M8, M10, M12, TRX-Star* - T10, T15, T20, T25, T27, T30, T40, T45, T47, T50, Hex - 4, 5, 6, 7, 8, 10mm



H



E4 - E24

Premier

1/4", 3/8" & 1/2" Sq Drive

H AK61807
14pc 1/4", 3/8" & 1/2" Sq Drive TRX-Star* Socket Set

Socket Quantity:	14
1/4" Sq Drive:	E4, E5, E6, E7, E8
3/8" Sq Drive:	E10, E11, E12, E14
1/2" Sq Drive:	E16, E18, E20, E22, E24

A

**3/8\"
Sq Drive**

Premier

M4 - M10

A AK6232

7pc 3/8\"Sq Drive Ribe Socket Bit Set

Forged Chrome Vanadium steel 3/8\"Sq drive sockets with S2 steel ribe bits. Knurled ring to assist gripping of socket with oily fingers. Supplied on socket rail.

Drive:	3/8\"Sq
Contents:	M4, M5, M6, M7, M8, M9, M10
Length:	50mm

B

**1/2\"
Sq Drive**

Premier

M8 - M14

B AK6234

7pc 1/2\"Sq Drive Ribe Socket Bit Set

Forged Chrome Vanadium steel 1/2\"Sq drive sockets with S2 steel ribe bits. Knurled ring to assist gripping of socket with oily fingers. Supplied on socket rail.

Drive:	1/2\"Sq
Contents:	M8, M9, M10, M11, M12, M13, M14
Length:	55mm

C

**1/2\"
Sq Drive**

Premier

M8 - M14

C AK6235

7pc 1/2\"Sq Drive Ribe Socket Bit Set

Forged Chrome Vanadium steel 1/2\"Sq drive sockets with S2 steel ribe bits. Knurled ring to assist gripping of socket with oily fingers. Supplied on socket rail.

Drive:	1/2\"Sq
Contents:	M8, M9, M10, M11, M12, M13, M14
Length:	100mm

D

M4 - M14

**3/8\" & 1/2\"
Sq Drive**

Premier

D SX105

22pc 3/8\" & 1/2\"Sq Drive Ribe Set

Chrome Vanadium steel sockets with high strength S2 steel bits. Ribe profile suitable for work on Italian vehicles including Alfa Romeo, Fiat and Lancia.

Drive:	3/8\" & 1/2\"Sq
Contents:	30mm & 75mm Bits; M4, M5, M6, M7, M8, M9, M10, M12, M13, M14, Bit Holders; 3/8\" & 1/2\"Sq Drive

E

Premier

**3/8\" & 1/2\"
Sq Drive**

E AK21956

56pc 3/8\" & 1/2\"Sq Drive Security TRX-Star*/Hex/Ribe/Spline Bit Set

Chrome Vanadium 6150 steel bits, each size in 30 and 75mm lengths. Set includes 3/8\" and 1/2\"Sq drive to 10mm hex Chrome Vanadium steel adaptors. Supplied in storage case with inclined trays for quick and easy bit selection.

Drive:	3/8\" & 1/2\"Sq
Contents:	Security TRX-Star* Bits; T20H, T25H, T30H, T40H, T45H, T50H, T55H, T60H (1 each 30 & 75mm), Hex Bits; 4, 5, 6, 7, 8, 10, 12mm (1 each 30 & 75mm), Ribe Bits; M5, M6, M7, M8, M10, M12, M14 (1 each 30 & 75mm), Spline Bits; M5, M6, M8, M10, M12 (1 each 30 & 75mm), Drive Adaptors; 3/8\"Sq x 10mm Hex, 1/2\"Sq x 10mm Hex

F

Premier

M5 - M14

**1/2\"
Sq Drive**

F AK2198

32pc 1/2\"Sq Drive Ribe Socket Bit Set

Forged Chrome Vanadium steel sockets and bits. Sockets heat treated and chrome plated with a fully polished mirror finish. Knurled ring to assist gripping with oily fingers. Supplied in storage case.

Drive:	1/2\"Sq
Length 55mm:	M5, M6, M7, M8, M9, M10, M12, M13, M14
Length 100mm:	M5, M6, M7, M8, M9, M10, M12, M13, M14
Length 140mm:	M8, M9, M10, M11, M12, M13, M14
Length 200mm:	M8, M9, M10, M11, M12, M13, M14




All Premier and Siegen Hand Tools are covered by a no-quibble lifetime guarantee* against manufacturing defects. See www.sealey.co.uk for full details.



A AK89002
26pc 3/8\"/>

Forged Chrome Vanadium steel sockets with S2 steel spline bits. Sockets heat treated and chrome plated for resistance to corrosion. Fully polished finish with knurled ring to assist with grip and control. Supplied in storage case.

Drive:	3/8" Sq
Length 48mm:	M5, M6, M8, M9, M10, M12, M14, M16
Length 93mm:	M5, M6, M8, M9, M10, M12, M14
Length 140mm:	M5, M6, M8, M9, M10, M12, M14
Length 200mm:	M8, M10, M12, M14



B AK2195
26pc 1/2\"/>

Chrome Vanadium steel sockets and spline bits. Sockets heat treated, and chrome plated for resistance to corrosion. Fully polished finish with knurled ring to assist with grip and control. Supplied in storage case.


Drive:	1/2" Sq
Length 55mm:	M5, M6, M8, M9, M10, M12, M14, M16
Length 100mm:	M5, M6, M8, M9, M10, M12, M14
Length 140mm:	M5, M6, M8, M9, M10, M12, M14
Length 200mm:	M8, M10, M12, M14



C-E SEE BELOW
1/2\"/>

Save valuable time and loosen drive shaft screws from the outside. Suitable for VAG vehicles. Hardened and tempered Chrome Vanadium steel sockets. Chrome plated with satin finish. Knurled ring to assist with grip and control. S2 Steel spline bit extension with phosphate coating.

Model No:	Size:	Drive:	Length:
C AK5535	M8	1/2" Sq	800mm
D AK5536	M10	1/2" Sq	800mm
E AK5537	M12	1/2" Sq	800mm



F AK5532
M14 x 30mm Spline Bit - Pack of 2

Manufactured from Chrome Vanadium steel. Specially designed for use on Ford bell housings. Use with 10mm spanner to access restricted areas.

Drive:	10mm Hex
Size:	M14
Length:	30mm



G SX107
M16 x 55mm 1/2\"/>

1/2" Sq Drive Chrome Vanadium steel socket with knurled ring and S2 steel bit. Suitable for gearbox drain plugs on Audi; A3, A4, A6, VW; Golf IV and LT.

Drive:	1/2" Sq
Size:	M16
Length:	55mm



H AK5531
M14 x 100mm 1/2\"/>

1/2" Sq Drive satin finish Chrome Vanadium steel socket with knurled ring. 100mm S2 Steel shaft. Suitable for Rover 800 2.5D cylinder head bolts and VW Type 4 Transporter bottom wishbone bolts.

Drive:	1/2" Sq
Size:	M14
Length:	100mm



A AK6216
10pc 3/8\"/>

Forged Chrome Vanadium steel 3/8\"/>

Drive:	3/8\"/>
Length 48mm:	M5, M6, M8, M10, M12
Length 100mm:	M5, M6, M8, M10, M12



B AK6215
10pc 1/2\"/>

Forged Chrome Vanadium steel 1/2\"/>

Drive:	1/2\"/>
Length 55mm:	M5, M6, M8, M10, M12
Length 100mm:	M5, M6, M8
Length 120mm:	M10, M12



C AK6214
8pc 1/4\", 3/8\"/>

Forged Chrome Vanadium steel 1/4\", 3/8\"/>

1/4\"/>
3/8\"/>
1/2\"/>



D AK6214B
8pc 1/4\", 3/8\"/>

Professional heat treated Chrome Vanadium steel sockets. Fully polished black chrome finish with machined and lacquered surfaces. S2 Steel spline bits with a phosphate finish. Knurled ring to assist gripping of socket with oily fingers. Supplied on socket rail.

1/4\"/>
3/8\"/>
1/2\"/>



E AK21942P
42pc 3/8\"/>

Platinum series. High quality S2 steel bits with a zinc phosphate finish, each size in 30 and 75mm lengths. Hardened (58-62 HRC) and tempered for added strength. Includes 3/8\"/>

Drive:	3/8\"/>
Minimum/Maximum Length:	30/75mm

See page 193 for full details.




F AK7985
22pc 3/8\"/>

Professional heat treated Chrome Vanadium steel sockets. Fully polished black chrome finish with machined and lacquered surfaces. S2 Steel TRX-Star*, Hex and Spline bits with a phosphate finish. Knurled ring to assist gripping of socket with oily fingers. Supplied in an EVA storage tray.

Contents:	Socket Bits; Spline - M4, M5, M6, M8, M10, M12, TRX-Star* - T10, T15, T20, T25, T27, T30, T40, T45, T47, T50, Hex - 4, 5, 6, 7, 8, 10
-----------	---

TRX-P* fixings are now commonplace on modern vehicles and if a TRX-Star* bit is used on a TRX-P* fixing it can result in damage to the fastener and tool. Always ensure the correct bit is used for each application. Note TRX-P* bits do not fit regular TRX-Star* fixings.



A AK6222
9pc 3/8" Sq Drive TRX-P* Socket Bit Set
 Drop-forged Chrome Vanadium steel sockets with S2 steel TRX-P* bits. Sockets are hardened and heat treated with a fully polished finish for resistance to corrosion. Knurled ring for extra grip. Supplied on socket rail.

Drive:	3/8" Sq
Contents:	TP10, TP15, TP20, TP25, TP27, TP30, TP40, TP45, TP50
Length:	50mm



B AK6251
9pc 3/8" Sq Drive TRX-Star* Socket Bit Set - Platinum Series
 Forged Chrome Vanadium steel sockets with S2 steel TRX-Star* bits. Sockets are heat treated and chrome plated with a fully polished micro satin finish. Colour-coded rings for fast identification. Knurled rings assist the gripping of the sockets with oily fingers.

Drive:	3/8" Sq
Contents:	T10, T15, T20, T25, T27, T30, T40, T45, T50



C SX106
7pc 1/4" Sq Drive TRX-TS* Security Socket Bit Set
 Chrome Vanadium steel sockets and bits. Knurled ring on sockets to assist gripping with oily fingers. 5-Spline security TRX-TS* bits suitable for a range of fuel injection applications. Supplied on socket rail.

Drive:	1/4" Sq
Contents:	TS10H, TS15H, TS20H, TS25H, TS27H, TS30H, TS40H



D AK5584
13pc 1/4" & 3/8" Sq Drive TRX-Star* Socket Bit Set
 Drop-forged one-piece Chrome Vanadium steel, specially hardened and tempered. Finished in black oxide for corrosion resistance. Supplied on two rails.

Drive:	1/4" & 3/8" Sq
Contents:	1/4" Sq Drive; T10, T15, T20, T25, T27, T30, 3/8" Sq Drive; T40, T45, T47, T50, T55, T60, 3/8" Sq(F) x 1/4" Sq(M) Adaptor
Minimum/Maximum Length:	25/40mm




E AK5585
13pc 1/4" & 3/8" Sq Drive TRX-Star* Security Socket Bit Set
 Drop-forged one-piece Chrome Vanadium steel, specially hardened and tempered. Security TRX-Star* type head. Finished in black oxide for corrosion resistance. Supplied on two rails.

Drive:	1/4" & 3/8" Sq
Contents:	1/4" Sq Drive; T10H, T15H, T20H, T25H, T27H, T30H, 3/8" Sq Drive; T40H, T45H, T47H, T50H, T55H, T60H, 3/8" Sq(F) x 1/4" Sq(M) Adaptor
Minimum/Maximum Length:	25/40mm



F AK6226
23pc 1/4" & 3/8" Sq Drive TRX-P* & Security TRX-TS* Bit Set
 Set comprises 6-sided TRX-P* and 5-sided security TRX-TS* bits manufactured from S2 steel. TRX-TS* bits are suitable for a range of applications such as fuel injection pumps and air conditioning units. Includes 1/4" Sq x 1/4" Hex, 3/8" Sq x 10mm and magnetic quick chuck bit adaptors. Supplied in storage case.

Drive:	1/4" & 3/8" Sq
Contents:	TRX-P* Bits; TP10, TP15, TP20, TP25, TP30, TP40, TP45, TP50, TP55, TP60, Security TRX-TS* Bits; TS10H, TS15H, TS20H, TS25H, TS30H, TS40H, TS45H, TS50H, TS55H, TS60H, Drive Adaptors; 1/4" Sq x 1/4" Hex, 3/8" Sq x 10mm Hex, Magnetic Quick Chuck



G AK6242
10pc 3/8" Sq Drive TRX-Star* Socket Bit Set
 Forged Chrome Vanadium steel sockets with S2 steel hex bits. Sockets are heat treated and chrome plated with a fully polished mirror finish. Knurled rings assist the gripping of the sockets with oily fingers. Supplied in EVA storage tray.

Contents:	50mm TRX-Star* Socket Bits; T10, T15, T20, T25, T27, T30, T40, T45, T47, T50
------------------	--



T10 - T50
Premier

A AK6207**10pc 3/8" Sq Drive TRX-Star* Socket Bit Set**

Drop-forged Chrome Vanadium steel sockets with S2 steel TRX-Star* bits. Sockets heat treated and chrome plated for resistance to corrosion. Dual satin/chrome finish with knurled ring to assist gripping with oily fingers. Supplied on socket rail.

Drive:	3/8" Sq
Contents:	T10, T15, T20, T25, T27, T30, T40, T45, T47, T50
Length:	50mm



T10 - T50
Premier Black

B AK6207B**10pc 3/8" Sq Drive TRX-Star* Socket Bit Set**

Professional heat treated Chrome Vanadium steel sockets. Fully polished black chrome finish with machined and lacquered surfaces. S2 Steel TRX-Star* bits with a phosphate finish. Knurled ring to assist gripping with oily fingers. Supplied on socket rail.

Drive:	3/8" Sq
Contents:	T10, T15, T20, T25, T27, T30, T40, T45, T47, T50
Length:	50mm



T10 - T50
Premier

C AK6236**10pc 3/8" Sq Drive TRX-Star* Socket Bit Set**

Drop-forged Chrome Vanadium steel sockets with S2 steel TRX-Star* bits. Sockets heat treated and chrome plated for resistance to corrosion. Dual satin/chrome finish with knurled ring to assist gripping with oily fingers. Supplied on socket rail.

Drive:	3/8" Sq
Contents:	T10, T15, T20, T25, T27, T30, T40, T45, T47, T50
Length:	100mm



T10 - T50
Premier

D AK62261**9pc 3/8" Sq Drive TRX-Star* Socket Bit Set**

Drop-forged Chrome Vanadium steel sockets, hardened and heat treated with a fully polished mirror finish. S2 Steel TRX-Star* bits with a blackened finish for resistance to corrosion. Smaller sizes feature reduced shoulder for easier access to recessed fixings. Sockets include 2mm hex setscrew allowing easy replacement of individual bits. Supplied in storage case.

Drive:	3/8" Sq
Contents:	T10, T15, T20, T25, T27, T30, T40, T45, T50
Length:	150mm



T10 - T50
Premier

E AK2186**9pc 3/8" Sq Drive TRX-Star* Socket Bit Set**

Drop-forged Chrome Vanadium steel sockets with S2 steel extra-long bits. Heat treated and chrome plated with a fully polished finish for resistance to corrosion. Knurled ring for extra grip. Supplied in tough storage case.

Drive:	3/8" Sq
Contents:	T10, T15, T20, T25, T27, T30, T40, T45, T50
Length:	200mm



T20 - T70
Premier

F AK6208**10pc 1/2" Sq Drive TRX-Star* Socket Bit Set**

Drop-forged Chrome Vanadium steel sockets with S2 steel TRX-Star* bits. Sockets heat treated and chrome plated for resistance to corrosion. Dual satin/chrome finish with knurled ring to assist gripping with oily fingers. Supplied on socket rail.

Drive:	1/2" Sq
Contents:	T20, T25, T27, T30, T40, T45, T50, T55, T60, T70
Length:	55mm



T20 - T70
Premier

G AK6237**10pc 1/2" Sq Drive TRX-Star* Socket Bit Set**

Drop-forged Chrome Vanadium steel sockets with S2 steel TRX-Star* bits. Sockets heat treated and chrome plated for resistance to corrosion. Dual satin/chrome finish with knurled ring to assist gripping with oily fingers. Supplied on socket rail.

Drive:	1/2" Sq
Contents:	T20, T25, T27, T30, T40, T45, T50, T55, T60, T70
Length:	100mm



A AK6213
12pc 1/4", 3/8" & 1/2" Sq Drive TRX-Star* Socket Bit Set
 Drop-forged Chrome Vanadium steel sockets and TRX-Star* bits. Knurled ring on sockets to assist gripping with oily fingers. Satin finish sockets give additional corrosion resistance. Supplied on socket rail.

1/4" Sq Drive:	T10, T15, T20, T25, T27, T30
3/8" Sq Drive:	T40, T45, T47, T50, T55
1/2" Sq Drive:	T60
Minimum/Maximum Length:	38/55mm



B AK6221
12pc 1/4", 3/8" & 1/2" Sq Drive TRX-Star* Socket Bit Set
 Drop-forged Chrome Vanadium steel sockets with S2 steel TRX-Star* bits. Sockets heat treated and chrome plated for resistance to corrosion. Dual satin/chrome finish with knurled ring to assist with grip and control. Supplied on socket rail.

1/4" Sq Drive:	T10, T15, T20, T25, T27, T30
3/8" Sq Drive:	T40, T45, T47, T50, T55
1/2" Sq Drive:	T60
Length:	100mm



C AK6228
12pc 1/4", 3/8" & 1/2" Sq Drive Stubby TRX-Star* Socket Bit Set
 Drop-forged Chrome Vanadium steel sockets, heat treated and chrome plated with a fully polished mirror finish for corrosion resistance. S2 Steel stubby TRX-Star* bits with a zinc phosphate finish. Ideal for limited access applications. Knurled ring to assist with grip and control. Supplied on socket rail.

1/4" Sq Drive:	T8, T10, T15, T20, T25, T27
3/8" Sq Drive:	T30, T40, T45, T50, T55
1/2" Sq Drive:	T60
Minimum/Maximum Length:	29/44mm



D AK6228B
12pc 1/4", 3/8" & 1/2" Sq Drive Stubby TRX-Star* Socket Bit Set
 Professional heat treated Chrome Vanadium steel sockets. Fully polished black chrome finish with machined and lacquered surfaces. S2 Steel TRX-Star* stubby bits with a phosphate finish. Ideal for limited access applications. Knurled ring to assist with grip and control. Supplied on socket rail.

1/4" Sq Drive:	T8, T10, T15, T20, T25, T27
3/8" Sq Drive:	T30, T40, T45, T50, T55
1/2" Sq Drive:	T60
Minimum/Maximum Length:	29/44mm



E TBT11
60pc Security TRX-Star*/Hex/Ribe/Spline Bit Set with Tool Tray
 Tool Tray with Ribe/Spline/Hex/Security TRX-Star* Bit Set. Suitable for selected Superline PRO® and Premier tool chests.

Tray Size (W x D x H):	176.5 x 397 x 55mm
------------------------	--------------------

For full details, see page 20.



F AK2194
32pc 1/2" Sq Drive TRX-Star* Socket Bit Set
 Chrome Vanadium steel sockets and TRX-Star* bits. Sockets heat treated and chrome plated for resistance to corrosion. Fully polished finish with knurled ring to assist with grip and control. Supplied in storage case.

Drive:	1/2" Sq
Length 55mm:	T20, T25, T27, T30, T40, T45, T50, T55, T60, T70
Length 100mm:	T20, T25, T27, T30, T40, T45, T50, T55, T60, T70
Length 140mm:	T40, T45, T50, T55, T60, T70
Length 200mm:	T40, T45, T50, T55, T60, T70



1/4"
Sq Drive



Premier

A SEE BELOW

1/4" Sq Drive TRX-Star* Sockets

Drop-forged Chrome Vanadium steel sockets. Heat treated and chrome plated for resistance to corrosion. Fully polished mirror finish with knurled ring for extra grip with oily fingers.

Model No:	Size:	Drive:
SET001	E4	1/4" Sq
SET002	E5	1/4" Sq
SET003	E6	1/4" Sq
SET004	E7	1/4" Sq
SET005	E8	1/4" Sq



3/8"
Sq Drive



Premier

B SEE BELOW

3/8" Sq Drive TRX-Star* Sockets

Drop-forged Chrome Vanadium steel sockets. Heat treated and chrome plated for resistance to corrosion. Fully polished mirror finish with knurled ring for extra grip with oily fingers.

Model No:	Size:	Drive:
SET006	E10	3/8" Sq
SET007	E11	3/8" Sq
SET008	E12	3/8" Sq
SET009	E14	3/8" Sq



1/2"
Sq Drive



Premier

C SEE BELOW

1/2" Sq Drive TRX-Star* Sockets

Drop-forged Chrome Vanadium steel sockets. Heat treated and chrome plated for resistance to corrosion. Fully polished mirror finish with knurled ring for extra grip with oily fingers.

Model No:	Size:	Drive:
SET010	E16	1/2" Sq
SET011	E18	1/2" Sq
SET012	E20	1/2" Sq
SET013	E22	1/2" Sq
SET014	E24	1/2" Sq



3/8"
Sq Drive



T20 - T70

Premier
Platinum series

D AK89001

32pc 3/8" Sq Drive TRX-Star* Socket Bit Set - Platinum Series

Drop-forged Chrome Vanadium steel sockets with S2 steel TRX-Star* bits. Sockets heat treated and chrome plated for resistance to corrosion. Fully polished micro satin finish with knurled ring to assist gripping with oily fingers. Supplied in storage case.

Drive:	3/8" Sq
Length 48mm:	T20, T25, T27, T30, T40, T45, T50, T55, T60, T70
Length 93mm:	T20, T25, T27, T30, T40, T45, T50, T55, T60, T70
Length 140mm:	T40, T45, T50, T55, T60, T70
Length 200mm:	T40, T45, T50, T55, T60, T70



1/4", 3/8" & 1/2" Sq Drive



E4 - E24

Premier

E AK618

14pc 1/4", 3/8" & 1/2" Sq Drive TRX-Star* Socket Set

Drop-forged Chrome Vanadium steel sockets. Heat treated and chrome plated for resistance to corrosion. Fully polished finish with knurled ring for extra grip with oily fingers. Supplied on socket rail.

Socket Quantity:	14
1/4" Sq Drive:	E4, E5, E6, E7, E8
3/8" Sq Drive:	E10, E11, E12, E14
1/2" Sq Drive:	E16, E18, E20, E22, E24



1/4", 3/8" & 1/2" Sq Drive



E4 - E24

Premier
Black

F AK618B

14pc 1/4", 3/8" & 1/2" Sq Drive TRX-Star* Socket Set - Black Series

Professional Chrome Vanadium steel socket set. Fully polished black chrome finish with machined and lacquered surfaces. Knurled ring for extra grip with oily fingers. Supplied on socket rail.

Socket Quantity:	14
1/4" Sq Drive:	E4, E5, E6, E7, E8
3/8" Sq Drive:	E10, E11, E12, E14
1/2" Sq Drive:	E16, E18, E20, E22, E24



A AK617

9pc 3/8" & 1/2" Sq Drive TRX-Star* Socket Set

Drop-forged Chrome Vanadium steel sockets. Heat treated and chrome plated for resistance to corrosion. Satin finish with knurled ring for extra grip with oily fingers. Supplied on socket rail.

Socket Quantity:	9
3/8" Sq Drive:	E10, E11, E12, E14
1/2" Sq Drive:	E16, E18, E20, E22, E24



B AK61806

12pc 3/8" Sq Drive TRX-Star* Socket Set

Drop-forged Chrome Vanadium steel sockets. Heat treated and chrome plated for resistance to corrosion. Fully polished finish with knurled ring for extra grip with oily fingers. Supplied on socket rail.

Socket Quantity:	12
Drive:	3/8" Sq
Sizes:	E4, E5, E6, E7, E8, E10, E11, E12, E14, E16, E18, E20



C AK6114

14pc 1/4", 3/8" & 1/2" Sq Drive Deep TRX-Star* Socket Set

Drop-forged Chrome Vanadium steel deep sockets. Heat treated and chrome plated for resistance to corrosion. Fully polished finish with knurled ring for extra grip with oily fingers. Supplied on socket rail.

Socket Quantity:	14
1/4" Sq Drive:	E4, E5, E6, E7, E8 x 50mm
3/8" Sq Drive:	E10, E11, E12, E14, E16 x 63mm
1/2" Sq Drive:	E18, E20, E22, E24 x 78mm



D AK61801

16pc 3/8" Sq Drive TRX-Star* Socket & Spanner Set

Manufactured from Chrome Vanadium steel with a fully polished finish for corrosion resistance. Four double end spanners covering TRX-Star* fixings E6-E24 and 12 3/8" Sq drive sockets covering TRX-Star* fixings E4-E20. Knurled ring on sockets for extra grip. Supplied in storage tray.

TRX-Star* Sockets:	E4, E5, E6, E7, E8, E10, E11, E12, E14, E16, E18, E20
TRX-Star* Spanners:	E6 x E8, E10 x E12, E14 x E18, E20 x E24



E TBT08

35pc TRX-Star* Key, Socket Bit & Socket Set with Tool Tray

Tool Tray with TRX-Star* Key, Socket Bit & Socket Set. Suitable for AP24 Series and selected Superline PRO® Tool and Premier Tool Chests.

Contents:	TRX-Star* Keys; T10, T15, T20, T25, T27, T30, T40, T45, T50, 3/8" Sq Drive Socket Bits; T10, T15, T20, T25, T27, T30, T40, 1/2" Sq Drive Socket Bits; T45, T50, T55, T60, T70, TRX-Star* Female Sockets; 1/4" Sq Drive - E4, E5, E6, E7, E8, 3/8" Sq Drive - E10, E11, E12, E14, 1/2" Sq Drive - E16, E18, E20, E22, E24
Tray Size (W x D x H):	176.5 x 397 x 55mm



F AK7926

108pc 1/4" & 1/2" Sq Drive Socket Set Premier Platinum Series

For full details, see page 53.



A Premier1/4" & 3/8"
Sq Drive**A AK6193****29pc 1/4" & 3/8" Sq Drive TRX-Star* Socket & Security Bit Set**

Drop-forged Chrome Vanadium steel sockets hardened, tempered and fully polished finish with knurled ring. Bits manufactured from S2 steel. Includes male and female TRX-Star* sockets, security TRX-Star* bits and 3/8" Sq drive bit adaptor. Supplied in storage case.

Drive:	1/4" & 3/8" Sq
Contents:	TRX-Star* Sockets; 1/4" Sq Drive - E4, E5, E6, E7, E8, 3/8" Sq Drive - E10, E12, E14, E16, E18, E20, TRX-Star* Socket Bits; T10, T15, T20, T25, T27, T30, T40, T45, T50, T55, Security TRX-Star* Bits; T10H, T15H, T20H, T25H, T27H, T30H, T40H, 3/8" Sq Drive x 1/4" Hex Drive Adaptor

B Premier

1/4", 3/8" & 1/2" Sq Drive

**B AK6197****38pc 1/4", 3/8" & 1/2" Sq Drive TRX-Star* Socket & Security Socket Bit Set**

Drop-forged Chrome Vanadium steel sockets with S2 steel TRX-Star* bits. Sockets heat treated and chrome plated for resistance to corrosion. Fully polished mirror finish with knurled ring to assist gripping with oily fingers. Supplied in storage case.

Drive:	1/4", 3/8" & 1/2" Sq
Contents:	TRX-Star* Socket Bits; 1/4" Sq Drive - T8, T10, T15, T20, T25, T27, T30, 3/8" Sq Drive - T40, T45, T47, T50, T55, 1/2" Sq Drive - T60, Security TRX-Star* Socket Bits; 1/4" Sq Drive - T7H, T8H, T9H, T10H, T15H, T20H, T25H, T30H, 3/8" Sq Drive - T40H, T45H, T50H, T55H, TRX-Star* Sockets; 1/4" Sq Drive - E4, E5, E6, E7, E8, 3/8" Sq Drive - E10, E12, E14, E16, 1/2" Sq Drive - E18, E20, E22, E24

C

1/4", 3/8" & 1/2" Sq Drive

**C AK6197B****38pc 1/4", 3/8" & 1/2" Sq Drive TRX-Star* Socket & Security Socket Bit Set - Black Series**

Drop-forged Chrome Vanadium steel sockets with S2 steel TRX-Star* bits. Sockets heat treated and chrome plated for resistance to corrosion. Fully polished black chrome finish with machined and lacquered surface. Knurled ring to assist gripping with oily fingers. Supplied in storage case.

Drive:	1/4", 3/8" & 1/2" Sq
Contents:	TRX-Star* Socket Bits; 1/4" Sq Drive - T8, T10, T15, T20, T25, T27, T30, 3/8" Sq Drive - T40, T45, T47, T50, T55, 1/2" Sq Drive - T60, Security TRX-Star* Socket Bits; 1/4" Sq Drive - T7H, T8H, T9H, T10H, T15H, T20H, T25H, T30H, 3/8" Sq Drive - T40H, T45H, T50H, T55H, TRX-Star* Sockets; 1/4" Sq Drive - E4, E5, E6, E7, E8, 3/8" Sq Drive - E10, E12, E14, E16, 1/2" Sq Drive - E18, E20, E22, E24
Minimum Length:	36mm
Maximum Length:	55mm

Premier Black**D**

1/4", 3/8" & 1/2" Sq Drive

**D AK6199****52pc 1/4", 3/8" & 1/2" Sq Drive TRX-Star* Master Socket Set**

Comprehensive range of Chrome Vanadium steel sockets with S2 steel TRX-Star* and TRX-Plus* bits. Zinc phosphate finish for resistance to corrosion. Supplied in storage case.

Drive:	1/4", 3/8" & 1/2" Sq
Contents:	TRX-Star* Socket Bits; 1/4" Sq Drive; T6, T8, T10, T15, T20, T25, T27, T30, 3/8" Sq Drive; T40, T45, T47, T50, T55, 1/2" Sq Drive; T60, T70, Security TRX-Star* Socket Bits; 1/4" Sq Drive - T8H, T10H, T15H, T20H, T25H, T27H, T30H, 3/8" Sq Drive - T40H, T45H, T50H, T55H, 1/2" Sq Drive - T60H, TRX-Star* Sockets; 1/4" Sq Drive - E4, E5, E6, E7, E8, 3/8" Sq Drive - E10, E12, E14, E16, 1/2" Sq Drive - E18, E20, E22, E24, TRX-P* Socket Bits; 1/4" Sq Drive - TP8, TP10, TP15, TP20, TP25, TP27, TP30, 3/8" Sq Drive - TP40, TP45, TP50, TP55, 1/2" Sq Drive - TP60

Premier

A

E10 - E24 **1/2" Sq Drive**



A AK230

9pc 1/2" Sq Drive TRX-Star* Female Socket Set

Chrome Vanadium steel sockets with 1/2" Sq drive. Heat treated and fully hardened with half chrome, half satin finish and knurled ring for extra grip. Supplied in a metal storage case.

Drive:	1/2" Sq
Contents:	E10, E11, E12, E14, E16, E18, E20, E22, E24



B

E7 - E20 **T15 - T55** **3/8" Sq Drive**



B AK6191

19pc 3/8" Sq Drive TRX-Star* Socket & Bit Set

S2 Steel bits with 3/8" Sq drive to 8mm hex drive adaptor. Chrome Vanadium steel sockets, hardened and heat treated for strength. Dual satin/chrome finish with knurled ring for corrosion resistance and extra grip - even with oily fingers. Supplied in storage case.

Drive:	3/8" Sq
Contents:	3/8" Sq Drive TRX-Star* Sockets; E7, E8, E10, E11, E12, E14, E16, E18, E20, TRX-Star* Bits x 8mm Hex; T15, T20, T25, T27, T30, T40, T45, T50, T55, 3/8" Sq Drive x 8mm Hex Drive Adaptor



C

1/4", 3/8" & 1/2" Sq Drive



E4 - E24

T20 - T55



C AK619

30pc 1/4", 3/8" & 1/2" Sq Drive TRX-Star* Socket & Bit Set

Drop-forged Chrome Vanadium steel sockets. Hardened, tempered and dual satin/chrome finish with knurled ring. Bits manufactured from S2 steel. Supplied in storage case.

Drive:	1/4", 3/8" & 1/2" Sq
Contents:	TRX-Star* Sockets; 1/4" Sq Drive - E4, E5, E6, E7, E8, 3/8" Sq Drive - E10, E11, E12, E14, 1/2" Sq Drive - E16, E18, E20, E22, E24, Male TRX-Star* Bits, Standard & Long; T20, T25, T30, T40, T45, T50, T55, Drive Adaptors; 3/8" Sq x 10mm Hex, 1/2" Sq x 10mm Hex

D

3/8" & 1/2" Sq Drive



T20 - T55



D AK6210

9pc 3/8" & 1/2" Sq Drive TRX-Star* Bit & Holder Set

Forged Chrome Vanadium steel drive adaptors with spring-ball bit retention. S2 metal TRX-Star* bits. Sockets heat treated and chrome plated for corrosion resistance. Supplied in steel storage case.

Drive:	3/8" & 1/2" Sq
Contents:	TRX-Star* Bits x 30mm; T20, T25, T30, T40, T45, T50, T55, Bit Adaptors; 3/8" Sq Drive x 10mm Hex, 1/2" Sq Drive x 10mm Hex

E



F



E-F SEE BELOW

TRX-Star* T40 Bits - Packs of 5

Chrome Vanadium 6150 steel bits hardened to 52-53 HRC and tempered for extra strength.

Model No:	Size:	Length:	Pack Qty:
E TX40S5	T40	30mm	5
F TX40L5	T40	75mm	5

G

3/8" Sq Drive



H

1/2" Sq Drive



G-H SEE BELOW

10mm Quick Release Bit Adaptors

Chrome Vanadium steel quick release adaptors. Suitable for use with 10mm hex drive bits. Insert bit firmly into holder to lock in position. Simply push the sleeve forward to release.

Model No:	Drive:
G AK2738	3/8" Sq(F) x 10mm Hex(F)
H AK2739	1/2" Sq(F) x 10mm Hex(F)

I



Magnetic



I BH42


42 Bit Capacity Magnetic Bit Holder

Storage for 10mm hex drive bits. Composite holder with strong magnetic base helps maintain a tidy workstation. Ideal for tool chests or any ferrous surface. Holds up to 42 bits.

A Premier**3/8" & 1/2"
Sq Drive****A AK219****42pc 3/8" & 1/2" Sq Drive TRX-Star*/Hex/Spline Bit Set**

Chrome Vanadium 6150 steel bits hardened to 52-53 HRC and tempered for added strength. Set includes 3/8" and 1/2" Sq drive to 10mm hex Chrome Vanadium steel bit adaptors. Supplied in storage case with inclined tray for quick and easy bit selection.

Drive:	3/8" & 1/2" Sq
Contents:	TRX-Star* Bits; T20, T25, T30, T40, T45, T50, T55, T60 (1 each 30 & 75mm), Hex Bits; 4, 5, 6, 7, 8, 10, 12mm (1 each 30 & 75mm), Spline Bits; M5, M6, M8, M10, M12 (1 each 30 & 75mm), Drive Adaptors; 3/8" Sq x 10mm Hex, 1/2" Sq x 10mm Hex

C Premier**3/8" & 1/2"
Sq Drive****C AK21974****74pc 3/8" & 1/2" Sq Drive TRX-Star*/Security TRX-Star*/Hex/Ribe/Spline Bit Set**


Chrome Vanadium 6150 steel bits, each size in 30 and 75mm lengths. Hardened and tempered for added strength. Set includes 3/8" and 1/2" Sq drive to 10mm hex Chrome Vanadium steel bit adaptors. Supplied in storage case with inclined trays for quick and easy bit selection.

Drive:	3/8" & 1/2" Sq
Contents:	TRX-Star* Bits; T20, T25, T30, T40, T45, T50, T55, T60 (1 each 30 & 75mm), Security TRX-Star* Bits; T20H, T25H, T30H, T40H, T45H, T50H, T55H, T60H (1 each 30 & 75mm), Hex Bits; 4, 5, 6, 7, 8, 10, 12mm (1 each 30 & 75mm), Ribe Bits; M5, M6, M7, M8, M9, M10, M12, M14 (1 each 30 & 75mm), Spline Bits; M5, M6, M8, M10, M12 (1 each 30 & 75mm), Drive Adaptors; 3/8" Sq x 10mm Hex, 1/2" Sq x 10mm Hex

B Premier**3/8" & 1/2"
Sq Drive****B AK21956****56pc 3/8" & 1/2" Sq Drive Security TRX-Star*/Hex/Ribe/Spline Bit Set**

Chrome Vanadium 6150 steel bits, each size in 30 and 75mm lengths. Set includes 3/8" and 1/2" Sq drive to 10mm hex Chrome Vanadium steel adaptors. Supplied in storage case with inclined trays for quick and easy bit selection.

Drive:	3/8" & 1/2" Sq
Contents:	Security TRX-Star* Bits; T20H, T25H, T30H, T40H, T45H, T50H, T55H, T60H (1 each 30 & 75mm), Hex Bits; 4, 5, 6, 7, 8, 10, 12mm (1 each 30 & 75mm), Ribe Bits; M5, M6, M7, M8, M10, M12, M14 (1 each 30 & 75mm), Spline Bits; M5, M6, M8, M10, M12 (1 each 30 & 75mm), Drive Adaptors; 3/8" Sq x 10mm Hex, 1/2" Sq x 10mm Hex

**D Premier
Platinum series****1/4", 3/8" & 1/2" Sq Drive****D TBTP07****177pc Specialised Bit & Socket Set with Tool Tray**

Comprehensive range of Premier Platinum Tool Trays from Sealey. Suitable for AP24 Series and selected Superline PRO® Series Tool Chests. The tools have been carefully selected for the professional technician from our Premier Line range and are backed with a lifetime guarantee*. Tray size 530 x 397 x 55mm.

Contents:	TRX-Star* Bits; T20, T25, T30, T40, T45, T47, T50, T55, T60, T70 (1 each 30 & 75mm), Security TRX-Star* Bits; T20H, T25H, T30H, T40H, T45H, T47H, T50H, T55H, T60H, T70H (1 each 30 & 75mm), Hex Bits; 4, 5, 6, 7, 8, 10, 12, 14, 17, 19mm (1 each 30 & 75mm), Ribe Bits; M5, M6, M7, M8, M9, M10, M12, M13, M14, M16 (1 each 30 & 75mm), Spline Bits; M5, M6, M8, M10, M12, M14, M16 (1 each 30 & 75mm), Quick Release Drive Adaptors; 3/8" Sq x 10mm Hex, 1/2" Sq Drive x 10mm Hex, TRX-Star* Sockets; 1/4" Sq Drive - E4, E5, E6, E7, E8, 3/8" Sq Drive - E10, E11, E12, E14, 1/2" Sq Drive - E16, E18, E20, E22, E24, TRX-Star* Socket Bits; 1/4" Sq Drive - T8, T9, T10, T15, T20, T25, T27, T30, 3/8" Sq Drive - T40, T45, T47, T50, T55, 1/2" Sq Drive - T60, T70, Hex Socket Bits; 1/4" Sq Drive - 3, 4, 5, 6, 7, 8mm, Hex Socket Bits; 3/8" Sq Drive - 9, 10, 12, 14mm, Hex Socket Bits; 1/2" Sq Drive - 17, 19mm, Driver Socket Bits; 1/4" Sq Drive - Slotted; 3, 4, 4.5, 5, 5.5, 6, 6.5, 7mm, Phillips; #0, #1, #2, #3, Pozi; #0, #1, #2, #3, TRX-Star* Hex Keys; T6, T7, T8, T9, T10, T15, T20, T25, T27, T30, T40, T45, T50, Ball-End Hex; 1.27, 1.5, 2, 2.5, 3, 4, 5, 5.5, 6, 8, 10mm
------------------	---

A

3/8" & 1/2"
Sq Drive



Premier
Platinum series

A AK21942P

42pc 3/8" & 1/2" Sq Drive TRX-Star*/Hex/Spline Bit Set

Platinum series. High quality S2 steel bits with a zinc phosphate finish, each size in 30 and 75mm lengths. Hardened (58-62 HRC) and tempered for added strength. Includes 3/8" and 1/2" Sq drive to 10mm hex Chrome Vanadium steel bit adaptors. Supplied in storage case with inclined tray for quick and easy bit selection.

Drive:	3/8" & 1/2" Sq
Minimum/Maximum Length:	30/75mm
Contents:	TRX-Star* Bits; T20, T25, T30, T40, T45, T50, T55, T60 (1 each 30 & 75mm), Hex Bits; 4, 5, 6, 7, 8, 10, 12mm (1 each 30 & 75mm), Spline Bits; M5, M6, M8, M10, M12 (1 each 30 & 75mm), Drive Adaptors; 3/8" Sq x 10mm Hex, 1/2" Sq x 10mm Hex

B

3/8" & 1/2"
Sq Drive



Premier
Platinum series

B AK21974P

74pc 3/8" & 1/2" Sq Drive TRX-Star*/Security TRX-Star*/Hex/Ribe/Spline Bit Set

Platinum series. High quality S2 steel bits with a zinc phosphate finish, each size in 30 and 75mm lengths. Hardened (58-62 HRC) and tempered for added strength. Includes 3/8" and 1/2" Sq drive to 10mm hex Chrome Vanadium steel bit adaptors. Supplied in storage case with inclined tray for quick and easy bit selection.

Drive:	3/8" & 1/2" Sq
Minimum/Maximum Length:	30/75mm
Contents:	TRX-Star* Bits; T20, T25, T30, T40, T45, T50, T55, T60 (1 each 30 & 75mm), Security TRX-Star* Bits; T20H, T25H, T30H, T40H, T45H, T50H, T55H, T60H (1 each 30 & 75mm), Hex Bits; 4, 5, 6, 7, 8, 10, 12mm (1 each 30 & 75mm), Ribe Bits; M5, M6, M7, M8, M9, M10, M12, M14 (1 each 30 & 75mm), Spline Bits; M5, M6, M8, M10, M12 (1 each 30 & 75mm), Drive Adaptors; 3/8" Sq x 10mm Hex, 1/2" Sq x 10mm Hex



Premier

3/8" & 1/2"
Sq Drive

C-D SEE BELOW

3/8" & 1/2" Sq Drive Impact TRX-Star*/Hex/Spline Bit Sets

High quality impact grade S2 steel satin finish bits. Heat treated CNC machined tips reduce stress and prevent cam-out under load. Torsion bits absorb impact and transfer maximum torque to the fixing. Hardened (58-62 HRC) and tempered for added strength. Colour-coded for fast identification. Supplied in storage case.

Model No:	Quantity:
C AK21901	42pc
Minimum/Maximum Length:	36/75mm
Contents:	TRX-Star* Bits; T20, T25, T30, T40, T45, T50, T55, T60 (1 each 36 & 75mm), Hex Bits; 4, 5, 6, 7, 8, 10, 12mm (1 each 36 & 75mm), Spline Bits; M5, M6, M8, M10, M12 (1 each 36 & 75mm), Drive Adaptors; 3/8" Sq x 10mm Hex, 1/2" Sq x 10mm Hex

Model No:	Quantity:
D AK21902	28pc
Length:	36mm

Contents: TRX-Star* Bits; T10, T15, T20, T25, T27, T30, T40, T45, T50, T55, T60, Hex Bits; 4, 5, 6, 7, 8, 10, 12mm, Spline Bits; M5, M6, M8, M10, M12, M14, M16, M18, Drive Adaptors; 3/8" Sq x 10mm Hex, 1/2" Sq x 10mm Hex

D



3/8" & 1/2"
Sq Drive




Premier

3/8" & 1/2"
Sq Drive**A S0982****40pc 3/8" & 1/2" Sq Drive TRX-Star*/Hex/Spline Bit Set**

Chrome Vanadium steel bits hardened and tempered for added strength. Set includes 3/8" and 1/2" Sq drive to 10mm hex Chrome Vanadium steel bit adaptors. Supplied in storage case.

Contents: TRX-Star* Bits; T20, T25, T30, T40, T45, T50, T55, (1 each 30 & 75mm), Hex Bits; 4, 5, 6, 7, 8, 10, 12mm (1 each 30 & 75mm), Spline Bits; M5, M6, M8, M10, M12 (1 each 30 & 75mm), Drive Adaptors; 3/8" Sq x 10mm Hex, 1/2" Sq x 10mm Hex

Siegen3/8"
Sq Drive

MM

**B S0533****15pc 3/8" Sq Drive Hex Bit & Holder Set**

Chrome Vanadium steel, 3/8" Sq drive bit holder. Heat treated Chrome Vanadium steel bits. 10mm Hex shaft. Supplied in storage case.

Contents: Hex Bits; 4, 5, 6, 7, 8, 10, 12mm (1 of each in 30 & 75mm lengths), 3/8" Sq Drive Bit Holder

Siegen3/8"
Sq Drive**C S0532****15pc 3/8" Sq Drive TRX-Star* Bit & Holder Set**

Chrome Vanadium steel, 3/8" Sq drive bit holder. Heat treated Chrome Vanadium steel bits. 10mm Hex shaft. Supplied in storage case.

Contents: TRX-Star* Bits; T20, T25, T30, T40, T45, T50, T55 (1 of each in 30 & 75mm lengths), 3/8" Sq Drive Bit Holder

Siegen3/8"
Sq Drive**D S0534****11pc 3/8" Sq Drive Spline Bit & Holder Set**

Chrome Vanadium steel, 3/8" Sq drive bit holder. Heat treated Chrome Vanadium steel bits. 10mm Hex shaft. Supplied in storage case.

Contents: Spline Bits; M5, M6, M8, M10, M12 (1 of each in 30 & 75mm lengths), 3/8" Sq Drive Bit Holder

Siegen3/8"
Sq Drive**E S0871****15pc 3/8" Sq Drive Ribe Bit & Holder Set**

Chrome Vanadium steel, 3/8" Sq drive bit holder. Heat treated Chrome Vanadium steel bits. 10mm Hex shaft. Supplied in storage case.

Contents: Ribe Bits; M6, M7, M8, M10, M12, M13, M14 (1 of each in 30 & 75mm lengths), 3/8" Sq Drive Bit Holder

Siegen

A



1/2" Sq Drive

MM



Premier

A AK5601

8pc 1/2" Sq Drive Hex Impact Socket Bit Set

Chrome Molybdenum steel impact sockets with 1/2" Sq drive. Phosphate finish for added corrosion resistance. Suitable for use with any impact tool. Supplied in storage case.

Drive:	1/2" Sq
Contents:	5, 6, 8, 10, 12, 14, 17, 19mm
Length:	78mm

B NEW



1/2" Sq Drive

MM



Premier

B AK56001

8pc 1/2" Sq Drive Hex Impact Socket Bit Set

Chrome Molybdenum steel impact sockets with 1/2" Sq drive. Phosphate finish for added corrosion resistance. Colour-coded rings for fast identification. Suitable for use with any impact tool. Supplied on socket rail.

Drive:	1/2" Sq
Contents:	5, 6, 7, 8, 10, 12, 14, 17mm
Length:	80mm

C



1/2" Sq Drive



Premier

C AK5602

8pc 1/2" Sq Drive TRX-Star* Impact Socket Bit Set

Chrome Molybdenum steel impact sockets with 1/2" Sq drive. Phosphate finish for added corrosion resistance. Suitable for use with any impact tool. Supplied in storage case.

Drive:	1/2" Sq
Contents:	T30, T40, T45, T50, T55, T60, T70, T80
Length:	78mm

D NEW



1/2" Sq Drive



Premier

D AK56002

8pc 1/2" Sq Drive TRX-Star* Impact Socket Bit Set

Chrome Molybdenum steel impact sockets with 1/2" Sq drive. Phosphate finish for added corrosion resistance. Colour-coded rings for fast identification. Suitable for use with any impact tool. Supplied on socket rail.

Drive:	1/2" Sq
Contents:	T30, T40, T45, T50, T55, T60, T70, T80
Length:	80mm

E



1/2" Sq Drive



Premier

E AK5604

8pc 1/2" Sq Drive Impact Spline Socket Bit Set

Chrome Molybdenum steel impact sockets with 1/2" Sq drive. Phosphate finish for added corrosion resistance. Suitable for use with any impact tool. Supplied in storage case.

Drive:	1/2" Sq
Contents:	M5, M6, M8, M10, M12, M14, M16, M18
Length:	78mm

F NEW



1/2" Sq Drive



Premier

F AK56004

8pc 1/2" Sq Drive Spline Impact Socket Bit Set

Chrome Molybdenum steel impact sockets with 1/2" Sq drive. Phosphate finish for added corrosion resistance. Colour-coded rings for fast identification. Suitable for use with any impact tool. Supplied on socket rail.

Drive:	1/2" Sq
Contents:	M5, M6, M8, M10, M12, M14, M16, M18
Length:	80mm

**A AK614****33pc Security Bit & Magnetic Adaptor Set**

Chrome Vanadium steel bits. Includes popular security fixing bits and supplied with magnetic bit holder. Suitable for use with power tools and supplied in rubber storage case.

Contents: Security TRX-Star*; T8H, T10H, T15H, T20H, T25H, T27H, T30H, T35H, T40H, Imperial Security Hex; 5/64", 3/32", 7/64", 1/8", 9/64", 5/32", Metric Security Hex; 2, 2.5, 3, 4, 5, 6mm, Spanner; 4, 6, 8, 10mm, Torq; 6, 8, 10mm, Tri-Wing; #1, #2, #3, #4, Magnetic Bit Holder

**B AK110****33pc Bit & Magnetic Adaptor Set**

Chrome Vanadium steel driver and bit set. Includes magnetic bit holder with 1/4" Hex shank. Suitable for use with power tools and supplied in rubber storage case.

Contents: Slotted; 3, 4, 5, 6, 7mm, Phillips; #0, #1 (x2), #2 (x3), #3 (x2), Pozi; #1 (x2), #2 (x3), #3 (x2), TRX-Star*; T10, T15, T20, T25, T30, T40, Hex; 2, 2.5, 3, 4, 5, 6mm, Magnetic Bit Holder

**C AK112****32pc Power Tool Bit Set**

Manufactured from hardened and tempered Chrome Vanadium steel. Popular range of 75mm extra-long bits. Supplied in storage case.

Contents: Slotted; 4, 5, 6, 7mm, Phillips; #1, #2 (x3), #3 (x2), Pozi; #1 (x2), #2 (x4), #3 (x3), TRX-Star*; T10, T15, T20, T25, T27, T30, T40, Hex; 2, 2.5, 3, 4, 5, 6mm

**D AK2108****62pc Power Tool/Security Bit Set**


One of the most comprehensive driver and security bit sets available. High quality Chrome Vanadium steel bits. Includes automatic quick release chuck. Suitable for a wide variety of applications. Supplied in storage case.

Contents: Bits; Slotted Driver (x9), Phillips Screwdriver (x5), Pozi Screwdriver (x5), TRX-Star* (x9), Security TRX-Star* (x9), Security Hex - Metric (x6), Butterfly (x3), Spanner (x4), Spline (x3), Torq (x3), Tri-Wing (x4), Automatic Quick Release Bit Holder, 1/4" Sq Drive Socket Adaptor (x2)

**E AK2100****100pc Power Tool/Security Bit Set**

One of the most comprehensive driver and security bit sets available. High quality Chrome Vanadium steel bits. Suitable for a wide variety of applications. Supplied in storage case.

Contents: Bits; Slotted Screwdriver (x9), Phillips Screwdriver (x8), Pozi Screwdriver (x8), TRX-Star* (x9), Security TRX-Star* (x9), Hex - Metric (x9), Hex - Imperial (x9), Security Hex - Metric (x6), Security Hex - Imperial (x6), Butterfly (x3), Spanner (x4), Spline (x3), Square (x4), Torq (x3), Tri-Wing (x4), Special Hook Bit, Magnetic Extension/Bit Holder, 1/4" Sq Drive Extension, 1/4" Sq Drive Socket Adaptor (x2)

**F AK2099****99pc Long & Short Power Tool/Security Bit Set**

Comprehensive set of Chrome Vanadium steel driver and security bits. Set includes 1/4" Sq x 1/4" Hex male and female adaptors and 50mm magnetic extension/bit holder. Suitable for a wide variety of applications. Supplied in storage case for quick and easy bit selection.

Contents: Short Bits; Slotted Screwdriver (x9), Phillips Screwdriver (x5), Pozi Screwdriver (x5), TRX-Star* (x9), Security TRX-Star* (x9), Hex (x9), Security Hex (x12), Butterfly (x3), Square (x4), Spanner (x4), Spline (x3), Torq (x3), Tri-Wing (x4), Long Bits; Security TRX-Star* (x3), Security Hex (x3), Spanner (x4), Torq (x3), Tri-Wing (x4), 1/4" Sq x 1/4" Hex Male Adaptor, 1/4" Sq x 1/4" Hex Female Adaptor, 60mm Magnetic Extension/Bit Holder

Premier

Our top-of-the-range hand tools suitable for the professional user. Designed and manufactured from the highest quality components, these tools are made to last a lifetime*.

A-E COLOUR-CODED BITS

Colour-coded bits for fast identification.



A NEW

Premier



A AK2110

32pc Colour-Coded Bit Set

High quality S2 steel bits with a satin chrome plated finish. Popular range of bits for the professional user. Includes automatic quick release chuck with colour-coded rings for easy identification. Supplied in storage case.

Contents: Slotted; 3, 4, 5, 6, Phillips; #1, #2 (x2), #3, Pozi; #1, #2 (x2), #3, TRX-Star*; T10, T15, T20, T25, T27, T30, T40, Security TRX-Star*; T10H, T15H, T20H, T25H, T27H, T30H, T40H, Hex; 3, 4, 5, 6, 1/4" Sq Drive Adaptor, 65mm Quick Release Bit Holder



B

Siegen



B S01035

32pc Colour-Coded Power Tool Bit Set

Manufactured from high quality S2 steel. Popular range of bits suitable for general workshop use. Colour-coded for guaranteed fast identification and includes automatic quick release chuck. Supplied in storage case with belt/hanging clip.

Contents: Slotted; 3, 4, 5, 6, Phillips; #1, #2 (x2), #3, Pozi; #1, #2 (x2), #3, TRX-Star*; T10, T15, T20, T25, T27, T30, T40, Security TRX-Star*; T10H, T15H, T20H, T25H, T27H, T30H, T40H, Hex; 3, 4, 5, 6, 1/4" Sq Drive Adaptor, 65mm Quick Release Bit Holder

C

Siegen



C S01036

31pc 1/4" Sq Drive Socket & Colour-Coded Bit Set

Manufactured from Chrome Vanadium steel. Features a popular range of sockets and bits suitable for general workshop use. Sockets are hardened and tempered with a fully polished finish for resistance to corrosion. S2 Colour-coded bits for guaranteed fast identification. Supplied in storage case.

Contents: Bits; Slotted - 4, 5, 6, Phillips - #1, #2, #3, Pozi - #1, #2, #3, TRX-Star* - T10, T15, T20, T25, T27, T30, Hex - 4, 5, 6, 1/4" Sq Drive Sockets; 4, 5, 6, 7, 8, 9, 10, 11, 12, 13mm, 50mm Extension Bar, 1/4" Sq Drive Ratchet Wrench, Bit Adaptor

D

Siegen



D S01037

62pc Colour-Coded Power Tool Bit Set

Manufactured from S2 steel. Popular range of bits suitable for general workshop use. Colour-coded for guaranteed fast identification. Includes automatic quick release chuck and 60mm magnetic bit holder. Supplied in storage case.

Contents: 25mm Bits; Slotted - 4mm (x2), 5mm (x2), 6mm (x2), Phillips - #1 (x3), #2 (x6), #3 (x3), Pozi - #1 (x3), #2 (x6), #3 (x3), TRX-Star* - T10 (x2), T15 (x2), T20 (x2), T25 (x2), T27 (x2), T30 (x2), T40 (x2), Security TRX-Star* - T10H, T15H, T20H, T25H, T27H, T30H, T40H, Hex - 4mm (x3), 5mm (x3), 6mm (x3), 60mm Magnetic Bit Holder, 65mm Quick Release Bit Holder

E

Siegen



E S01038

71pc Colour-Coded Power Tool Bit Set

Manufactured from S2 steel. Popular range of 25mm and 75mm bits suitable for general workshop use. 75mm Bits feature no shoulder for easier access to recessed fixings. Colour-coded for guaranteed fast identification. Includes automatic quick release chuck and 60mm magnetic bit holder. Supplied in storage case.

Contents: 25mm Bits; Slotted - 4mm (x2), 5mm (x2), 6mm (x2), Phillips - #1 (x3), #2 (x6), #3 (x3), Pozi - #1 (x3), #2 (x6), #3 (x3), TRX-Star* - T10 (x2), T15 (x2), T20 (x2), T25 (x2), T27 (x2), T30 (x2), T40 (x2), Security TRX-Star* - T10H, T15H, T20H, T25H, T27H, T30H, T40H, Hex - 4mm (x3), 5mm (x3), 6mm (x3), 75mm Bits; Slotted - 4, 6mm, Phillips - #1, #2, #3, Pozi - #1, #2, Security TRX-Star* - T20H, T25H, 60mm Magnetic Bit Holder, 65mm Quick Release Bit Holder

F

Siegen



Siegen

F S0473

100pc Power Tool/Security Bit Set

Comprehensive driver, security and tamperproof bit set. Chrome Vanadium steel bits. Suitable for a wide variety of applications. Supplied in storage case.

Contents: Bits; Slotted Screwdriver (x9), Phillips Screwdriver (x8), Pozi Screwdriver (x8), TRX-Star* (x9), Security TRX-Star* (x9), Hex - Metric (x9), Hex - Imperial (x9), Security Hex - Metric (x6), Security Hex - Imperial (x6), Butterfly (x3), Spanner (x4), Spline (x3), Square (x4), Torq (x3), Tri-Wing (x4), Special Hook Bit, Magnetic Extension/Bit Holder, 1/4" Sq Drive Extension, 1/4" Sq Drive Socket Adaptor (x2)

Impact Power Tool Bits

Impact grade power tool bits for the professional user. Forged from high quality S2 steel. Specially heat treated CNC precision machined tips reduce stress and prevent cam-out under load. Torsion bits absorb impact and transfer maximum torque to the fixing.



A SEE BELOW
3pc 25mm Slotted Impact Power Tool Bit Sets

Model No:	Size:	Length:	Type:
AK8201	4.5mm	25mm	Slotted
AK8202	5.5mm	25mm	Slotted
AK8203	6.5mm	25mm	Slotted



B SEE BELOW
3pc 25mm Phillips Impact Power Tool Bit Sets

Model No:	Size:	Length:	Type:
AK8204	#1	25mm	Phillips
AK8205	#2	25mm	Phillips
AK8206	#3	25mm	Phillips



C SEE BELOW
3pc 25mm Pozi Impact Power Tool Bit Sets

Model No:	Size:	Length:	Type:
AK8207	#1	25mm	Pozi
AK8208	#2	25mm	Pozi
AK8209	#3	25mm	Pozi



D SEE BELOW
3pc 25mm Hex Impact Power Tool Bit Sets

Model No:	Size:	Length:	Type:
AK8210	2.5mm	25mm	Hex
AK8211	3mm	25mm	Hex
AK8212	4mm	25mm	Hex
AK8213	5mm	25mm	Hex
AK8214	6mm	25mm	Hex



E SEE BELOW
3pc 25mm TRX-Star* Impact Power Tool Bit Sets

Model No:	Size:	Length:	Type:
AK8215	T10	25mm	TRX-Star*
AK8216	T15	25mm	TRX-Star*
AK8217	T20	25mm	TRX-Star*
AK8218	T25	25mm	TRX-Star*
AK8219	T27	25mm	TRX-Star*
AK8220	T30	25mm	TRX-Star*
AK8221	T40	25mm	TRX-Star*



F SEE BELOW
3pc 50mm Slotted Impact Power Tool Bit Sets

Model No:	Size:	Length:	Type:
AK8226	4.5mm	50mm	Slotted
AK8227	5.5mm	50mm	Slotted
AK8228	6.5mm	50mm	Slotted



G SEE BELOW
3pc 50mm Phillips Impact Power Tool Bit Sets

Model No:	Size:	Length:	Type:
AK8229	#1	50mm	Phillips
AK8230	#2	50mm	Phillips
AK8231	#3	50mm	Phillips



H SEE BELOW
3pc 50mm Pozi Impact Power Tool Bit Sets

Model No:	Size:	Length:	Type:
AK8232	#1	50mm	Pozi
AK8233	#2	50mm	Pozi
AK8234	#3	50mm	Pozi



I SEE BELOW
3pc 50mm Hex Impact Power Tool Bit Sets

Model No:	Size:	Length:	Type:
AK8235	2.5mm	50mm	Hex
AK8236	3mm	50mm	Hex
AK8237	4mm	50mm	Hex
AK8238	5mm	50mm	Hex
AK8239	6mm	50mm	Hex

J NEW



Premier

J SEE BELOW
3pc 50mm TRX-Star* Impact Power Tool Bit Sets

Model No:	Size:	Length:	Type:
AK8240	T10	50mm	TRX-Star*
AK8241	T15	50mm	TRX-Star*
AK8242	T20	50mm	TRX-Star*
AK8243	T25	50mm	TRX-Star*
AK8244	T27	50mm	TRX-Star*
AK8245	T30	50mm	TRX-Star*
AK8246	T40	50mm	TRX-Star*

K NEW



Premier

K SEE BELOW
3pc 75mm Slotted Impact Power Tool Bit Sets

Model No:	Size:	Length:	Type:
AK8251	4.5mm	75mm	Slotted
AK8252	5.5mm	75mm	Slotted
AK8253	6.5mm	75mm	Slotted

L NEW



M NEW



Premier

L-M SEE BELOW
20pc 25mm Impact Power Tool Bits

Supplied in a flip-top storage box.

Model No:	Size:	Length:	Type:
L AK8272	#2	25mm	Phillips
M AK8273	#2	25mm	Pozi

N NEW



Premier

N SEE BELOW
3pc 75mm Phillips Impact Power Tool Bit Sets

Model No:	Size:	Length:	Type:
AK8254	#1	75mm	Phillips
AK8255	#2	75mm	Phillips
AK8256	#3	75mm	Phillips

O NEW



Premier

O SEE BELOW
3pc 75mm Pozi Impact Power Tool Bit Sets

Model No:	Size:	Length:	Type:
AK8257	#1	75mm	Pozi
AK8258	#2	75mm	Pozi
AK8259	#3	75mm	Pozi

R NEW



S NEW



Premier

R-S SEE BELOW
10pc 50mm Impact Power Tool Bits

Supplied in a flip-top storage box.

Model No:	Size:	Length:	Type:
R AK8274	#2	50mm	Phillips
S AK8275	#2	50mm	Pozi

P NEW



Premier

P SEE BELOW
3pc 75mm Hex Impact Power Tool Bit Sets

Model No:	Size:	Length:	Type:
AK8260	2.5mm	75mm	Hex
AK8261	3mm	75mm	Hex
AK8262	4mm	75mm	Hex
AK8263	5mm	75mm	Hex
AK8264	6mm	75mm	Hex

Q NEW



Premier

Q SEE BELOW
3pc 75mm TRX-Star* Impact Power Tool Bit Sets

Model No:	Size:	Length:	Type:
AK8265	T10	75mm	TRX-Star*
AK8266	T15	75mm	TRX-Star*
AK8267	T20	75mm	TRX-Star*
AK8268	T25	75mm	TRX-Star*
AK8269	T27	75mm	TRX-Star*
AK8270	T30	75mm	TRX-Star*
AK8271	T40	75mm	TRX-Star*

A NEW



Premier

A AK8281

55pc Impact Grade Power Tool Bit Set

Popular range of impact grade power tool bits for the professional user. Forged from high quality S2 steel. Specially heat treated CNC precision machined tips reduce stress and prevent cam-out under load. Torsion bits absorb impact and transfer maximum torque to the fixing. Includes Chrome Vanadium steel impact grade bit holder. Supplied in storage case.

Drive:	1/4"Hex
Contents:	25mm Bits; Slotted - 4.5 (x2), 5.5 (x2), 6.5mm (x2), Phillips - #1 (x2), #2 (x4), #3 (x2), Pozi - #1 (x3), #2 (x5), #3 (x2), TRX-Star* - T10 (x2), T15 (x2), T20 (x4), T25 (x4), T30 (x4), T40 (x2), Hex - 4 (x2), 5 (x2), 6mm (x2), 50mm Bits; Phillips - #2, Pozi; #1, #2, TRX-Star* - T20, T25, T30, 60mm Bit Holder

B NEW



Premier

B AK8282

38pc Impact Grade Power Tool Bit Set

Popular range of impact grade power tool bits for the professional user. Forged from high quality S2 steel. Specially heat treated CNC precision machined tips reduce stress and prevent cam-out under load. Torsion bits absorb impact and transfer maximum torque to the fixing. Includes Chrome Vanadium steel impact grade bit holder. Supplied in storage case.

Drive:	1/4"Hex
Contents:	25mm Bits; Slotted - 5.5, 6.5mm, Phillips - #1, #2 (x3), #3, Pozi - #1, #2 (x3), #3 (x2), TRX-Star* - T20 (x2), T25 (x3), T30 (x3), Hex - 5, 6mm, Square - #2, 50mm Bits; Slotted - 5.5mm, Phillips - #2, #3, Pozi; #2, #3, TRX-Star* - T15, T20, T25, T30, Hex - 6mm, 75mm Bits; Phillips - #2, Pozi - #2, TRX-Star* - T25, 60mm Bit Holder

C NEW Premier



C AK8286

32pc Impact Grade Power Tool Bit Set

Popular range of impact grade power tool bits for the professional user. Forged from high quality S2 steel. Specially heat treated CNC precision machined tips reduce stress and prevent cam-out under load. Torsion bits absorb impact and transfer maximum torque to the fixing. Includes Chrome Vanadium steel impact grade bit holder. Supplied in storage case.

Drive:	1/4"Hex
Contents:	25mm Bits; Slotted - 4.5, 5.5, 6.5mm, Phillips - #1, #2 (x3), #3, Pozi - #1, #2 (x3), #3 (x2), TRX-Star* - T10, T15 (x2), T20 (x2), T25 (x3), T27, T30 (x3), T40, Hex - 3, 4, 5, 6mm, 60mm Bit Holder

D NEW Premier



6-13mm

D AK8287

6pc Impact Grade Nut Driver Set

Popular range of impact grade nut drivers for the professional user. Forged from high quality Chrome Vanadium steel. Supplied in storage case.

Drive:	1/4"Hex
Contents:	6, 7, 8, 10, 12, 13mm

E

1/4"
Sq Drive3/8"
Sq Drive1/2"
Sq Drive

Premier

E AK5521

3pc Impact Socket Adaptor Set

Manufactured from Chrome Vanadium steel with manganese phosphate finish for added resistance from corrosion. Turns any power drill into a power nut driver with added reach. Contains 1/4", 3/8" and 1/2" Sq drive adaptors.

Contents:	65mm 1/4"Hex x 1/4" Sq Drive, 65mm 1/4"Hex x 3/8" Sq Drive, 75mm 1/4"Hex x 1/2" Sq Drive
------------------	--

IMPORTANT SAFETY WARNING!

Always wear eye protection when using these tools. For our full range of safety equipment, see pages 1276 - 1301 of this catalogue.



A AK8283
35pc Impact Grade Power Tool Bit Set

Popular range of impact grade power tool bits and accessories for the professional user. Forged from high quality S2 steel. Specially heat treated CNC precision machined tips reduce stress and prevent cam-out under load. Torsion bits absorb impact and transfer maximum torque to the fixing. Includes Chrome Vanadium steel impact grade bit holders and nut setters. Supplied in storage case.

Drive:	1/4"Hex
Contents:	25mm Bits; Slotted - 5.5mm, Phillips - #2, Pozi - #1, #2 (x2), #3, TRX-Star* - T10, T15, T20 (x2), T25 (x2), T30, T40, Hex - 5, 6mm, 50mm Bits; Phillips - #2, Pozi; #2 (x2), #3, TRX-Star* - T20, T25, T30, 75mm Bits; Slotted - 5.5mm, Phillips - #2, Pozi - #2, TRX-Star* - T20, T25, T30, Hex - 5mm, Bit Holder, Quick Release Bit Holder, Nut Setter - 6, 8, 10mm



B AK8284
35pc Impact Grade Power Tool Bit Set

Popular range of impact grade power tool bits and accessories for the professional user. Forged from high quality S2 steel. Specially heat treated CNC precision machined tips reduce stress and prevent cam-out under load. Torsion bits absorb impact and transfer maximum torque to the fixing. Features fully ground impact grade hex shank HSS 4341 drill bits. Includes Chrome Vanadium steel impact grade bit holder, bit holder with screw guide and nut setters. Supplied in storage case.

Drive:	1/4"Hex
Contents:	25mm Bits; Phillips - #1, #2 (x2), #3, Pozi - #1, #2 (x2), #3, TRX-Star* - T15, T20 (x2), T25 (x2), T30, Hex - 4, 5mm, 50mm Bits; Slotted - 5.5mm, Phillips - #2, Pozi; - #2, #3, TRX-Star* - T20, T25, T30, 60mm Bit Holder, 75mm Bit Holder with Screw Guide, Hex Shank Drill Bits - 2.5, 3, 3.5, 4, 4.5, 4.8, 5mm, Nut Setter - 6, 8, 10mm



C AK8285
34pc Impact Grade Power Tool Bit Set

Popular range of impact grade power tool bits and accessories for the professional user. Forged from high quality S2 steel. Specially heat treated CNC precision machined tips reduce stress and prevent cam-out under load. Torsion bits absorb impact and transfer maximum torque to the fixing. Includes Chrome Vanadium steel impact grade bit holders and socket adaptors. Supplied in storage case.

Drive:	1/4"Hex
Contents:	25mm Bits; Phillips - #2, #3, Pozi - #1, #2, #3, TRX-Star* - T20, T25, T30, 50mm Bits; Slotted - 5.5mm, Phillips - #1, #2 (x3), #3, Pozi; #1, #2 (x4), #3, TRX-Star* - T15, T20 (x2), T25 (x2), T30 (x2), Hex - 5, 6mm, 60mm Bit Holder, Quick Release Bit Holder, Socket Adaptor - 1/4" Sq Drive, 3/8" Sq Drive, 1/2" Sq Drive



D AK8280
44pc Impact Grade Power Tool Bit Set

Popular range of impact grade power tool bits and accessories for the professional user. Forged from high quality S2 steel. Specially heat treated CNC precision machined tips reduce stress and prevent cam-out under load. Torsion bits absorb impact and transfer maximum torque to the fixing. Includes Chrome Vanadium steel impact grade bit holder, screw guide, nut setters and 3/8" Sq drive socket adaptor. Supplied in storage case.

Drive:	1/4"Hex
Contents:	25mm Bits; Slotted - 5.5, 6.5mm, Phillips - #1, #2 (x4), #3 (x2), Pozi - #1, #2 (x4), #3 (x3), TRX-Star* - T10, T15, T20 (x2), T25 (x2), T27, T30 (x3), T40, Hex - 4, 5, 6mm, Square - #2, 50mm Bits; Slotted - 5.5mm, Phillips - #2, Pozi; #2, #3, TRX-Star* - T25, T30, Hex - 6mm, 60mm Bit Holder, 75mm Screw Guide, Nut Setters - 6, 8mm, 3/8" Sq Drive Socket Adaptor



A Magnetic

Premier

A AK4925
Quick Chuck Bit Holder

Chrome Vanadium steel quick release adaptor suitable for use with 1/4"Hex drive bits. Simply pull the colour sleeve to release bit.

Drive: 1/4"Hex(M) - 1/4"Hex(F)



B Magnetic

Premier

B AK4927
Magnetic Bit Holder

Chrome Vanadium steel quick release adaptor suitable for use with 1/4"Hex drive bits. Push the colour sleeve forward to magnetize and retain fixing. Pull back to release bit.

Drive: 1/4"Hex(M) - 1/4"Hex(F)



C Magnetic

Premier

C AK49252
300mm Magnetic Bit Holder

Chrome Vanadium steel quick release adaptor suitable for use with 1/4"Hex drive bits. Simply push the colour sleeve to release bit. Features 265mm extended shaft, ideal for applications in hard-to-reach areas.

Drive: 1/4"Hex(M) - 1/4"Hex(F)
Length: 300mm



Premier Magnetic

D-G SEE BELOW
Power Tool Bits with Magnetic Holders
Packs of 5

Forged from high quality S2 steel. Colour-coded for guaranteed fast identification. Fitted with magnetic screw holder.

Model No:	Type:	Length:	Pack Quantity:
D AK210520	Phillips #2	25mm	5
E AK210522	Phillips #2	50mm	5
F AK210521	Pozi #2	25mm	5
G AK210523	Pozi #2	50mm	5



H 3/8" Sq Drive

I 1/2" Sq Drive

Premier

H-I SEE BELOW
10mm Quick Release Bit Adaptors

Chrome Vanadium steel quick release adaptors. Suitable for use with 10mm hex drive bits. Insert bit firmly into holder to lock in position. Simply push the sleeve forward to release.

Model No:	Drive:
H AK2738	3/8" Sq(F) x 10mm Hex(F)
I AK2739	1/2" Sq(F) x 10mm Hex(F)



J S0775
12pc Ratchet Driver Bit Set

1/4"Hex bit driver with flip reverse mechanism. Composite grip covering shaft for added comfort and control. Includes popular bits in holder and a magnetic extension bar/bit holder. Supplied in a composite storage case.

Contents: Reversible Ratchet Driver, 1/4"Hex Bits; Slotted - 5, 6mm, Phillips - #1, #2, #3, TRX-Star* - T15, T20, Hex - 4, 5, 5.5mm, Magnetic Extension Bar/Bit Holder

Siegen



K

Magnetic

Premier

K BH36
36 Bit Capacity Magnetic Bit Holder

Storage for 1/4"Hex drive bits. Composite holder with strong magnetic base helps maintain a tidy workstation. Ideal for tool chests or any ferrous surface. Holds up to 36 bits.



L



A AK6962
1/4\"/>

Manufactured from high quality stainless steel with a fully polished satin finish. 72-Tooth, ultra-smooth ratchet with slide reverse. Additional drive at the base of handle. Ideal for limited access applications.

Drive:	1/4" Hex
Ratchet:	72-Tooth
Length:	85mm



B AK6961
1/4\"/>

Manufactured from high quality stainless steel with a fully polished satin finish. 72-Tooth, ultra-smooth ratchet with slide reverse. Ideal for limited access applications.

Drive:	1/4" Hex
Ratchet:	72-Tooth
Length:	100mm



C S01252
1/4\"/>

Manufactured from high grade carbon steel with a fully polished mirror finish. 72-Tooth, ultra-smooth ratchet with flip reverse. Additional drive at base of handle. Ideal for limited access applications.

Drive:	1/4" Hex
Ratchet:	72-Tooth
Length:	95mm



D S01250
2pc Micro Ratchet Wrench & Bit Driver Set

Manufactured from high grade carbon steel with a fully polished mirror finish. 72-Tooth, ultra-smooth ratchet with flip reverse. 1/4" Hex Micro Ratchet Bit Driver and 1/4" Sq Drive Micro Ratchet Wrench. Ideal for limited access applications.

Drive:	1/4" Sq, 1/4" Hex
Ratchet:	72-Tooth
Length:	95mm



E S01251
1/4\"/>

Manufactured from high grade carbon steel with a fully polished mirror finish. 72-Tooth, ultra-smooth ratchet with flip reverse. Ideal for limited access applications.

Drive:	1/4" Hex x 1/4" Sq
Ratchet:	72-Tooth
Length:	98mm



F S01253
1/4\"/>

Manufactured from high grade carbon steel with a fully polished mirror finish. 72-Tooth, ultra-smooth ratchet with flip reverse. 180° Flexi-head offers increased access in restricted areas.

Drive:	1/4" Hex
Ratchet:	72-Tooth
Length:	95mm



G AK6967
1/4\"/>

Manufactured from hardened and tempered Chrome Vanadium steel with a fully polished mirror finish. Double end ratchet spanner combining 1/4" and 5/16" Hex drives. Includes 5/16" Hex x 1/4" Sq Drive adaptor. The heads are fitted with a knurled ring to allow rapid tightening/loosening of fixings. Ultra-smooth 72-tooth ratchet action with flip reverse. Ideal for limited access applications.

Contents:	1/4" Hex x 5/16" Hex, 1/4" Sq Drive Adaptor
Ratchet:	72-Tooth
Length:	120mm




H AK6968
1/4\"/>

Manufactured from hardened and tempered Chrome Vanadium steel with a fully polished mirror finish. Double end ratchet spanner combining 1/4" Hex and 10mm Hex drives. The heads are fitted with a knurled ring to allow rapid tightening/loosening of fixings. Ultra-smooth 72-tooth ratchet action with flip reverse. Ideal for limited access applications.

Drive:	1/4" Hex x 10mm Hex
Ratchet:	72-Tooth
Length:	120mm





A-B SEE BELOW

Side Cutters - VDE Approved

VDE Approved side cutters manufactured from hardened and tempered drop-forged Chrome Vanadium steel. Ideal for technicians working on modern hybrid and electrical vehicles. Finely ground polished heads. Induction-hardened cutting edges. Dual material comfort grip handles for comfort and control.

Model No:	Type:	Length:
A AK83458	Side Cutters	160mm
B AK83459	Side Cutters	180mm



H AK83452

3pc Pliers Set - VDE Approved

VDE Approved pliers with induction-hardened cutting edges in a polished finish. Ideal for technicians working on modern hybrid and electrical vehicles. Supplied with soft grip handles for comfort and control. Cutting capacities according to DIN 5236/ISO 5748 and DIN 5238/ISO 5749. Combination pliers meet DIN 5244/ISO 5746 standards.

Contents:	Length/Cutting Capacity:
Long Nose Pliers	210mm/Ø1.8mm
Combination Pliers	180mm/Ø2mm
Side Cutters	160mm/Ø2mm



C-F SEE BELOW

Pliers - VDE Approved

VDE Approved pliers manufactured from hardened and tempered drop-forged Chrome Vanadium steel. Ideal for technicians working on modern hybrid and electrical vehicles. Finely ground polished heads. Serrated jaws and induction-hardened cutting edges. Dual material comfort grip handles for comfort and control.

Model No:	Type:	Length:
C AK83454	Combination	175mm
D AK83455	Combination	200mm
E AK83456	Long Nose	160mm
F AK83457	Long Nose	200mm



G NEW

G AK8691

300mm Insulated Professional Hacksaw

24TPI High tension Bi-Metal HSS blade for fast and efficient cutting. Manufactured with injection moulded Nylon 11 insulation handle, exceeding requirements of IEC 60900 industry standard. Can perform at extreme temperatures of -40°C to +70°C, meeting category 'C' requirements. Ideal for electrical, industrial engineering, and other applications with 1000V safe live working. Tough and highly durable, ideal for heavy use and industrial applications. Wing nut device to easily adjust blade tension and replacement of spare blades.



Blade Length:	300mm
----------------------	-------



I-J SEE BELOW

Electrical Tool Kits - VDE Approved

Manufactured from hardened and tempered Chrome Vanadium steel. Each tool is fully insulated to VDE and EN 60900 standards to protect from electric shocks up to 1500V DC and 1000V AC. Ideal for technicians working on modern hybrid and electrical vehicles (1500V DC safe live working). Also suitable for electricians and other trades (1000V AC safe live working).

I S01218	6pc
Contents:	Screwdrivers; Slotted - 5.5 x 125mm, Phillips - #0 x 75mm, #2 x 100mm, 180mm Combination Pliers, 160mm Side Cutters, 200mm Long Nose Pliers
J S01219	11pc
Contents:	Screwdrivers; Slotted - 3 x 75mm, 4 x 100mm, 5.5 x 125mm, 6.5 x 150mm, Phillips - #0 x 75mm, #1 x 80mm, #2 x 100mm, 175mm Combination Pliers, 150mm Side Cutters, 200mm Long Nose Pliers, Voltage Tester



A S0756

7pc Screwdriver Set - VDE Approved

Set comprises four slotted and three Phillips screwdrivers. Chrome Vanadium shafts with magnetic and corrosion resistant tips. Fully insulated and VDE approved for use up to 1500V DC and 1000V AC. Impact resistant handles with contoured, comfort grip for added torque transfer. Features hanging holes for easy storage.

Contents: Slotted; 3 x 75, 4 x 100, 5.5 x 125, 6.5 x 150mm, Phillips; #0 x 75, #1 x 80, #2 x 100mm



B AK6125

7pc Screwdriver Set - VDE Approved

High quality S2 steel shafts with magnetic and corrosion resistant tips. Fully insulated to VDE and EN 60900 standards to protect from electric shocks up to 1000V. Ideal for technicians working on modern hybrid and electrical vehicles. Contoured, textured handles with non-slip comfort grip. Features hanging holes for easy storage.

Contents: Slotted; 3 x 75, 4 x 100, 5.5 x 125, 6.5 x 150mm, Phillips; #0 x 75, #1 x 80, #3 x 100mm

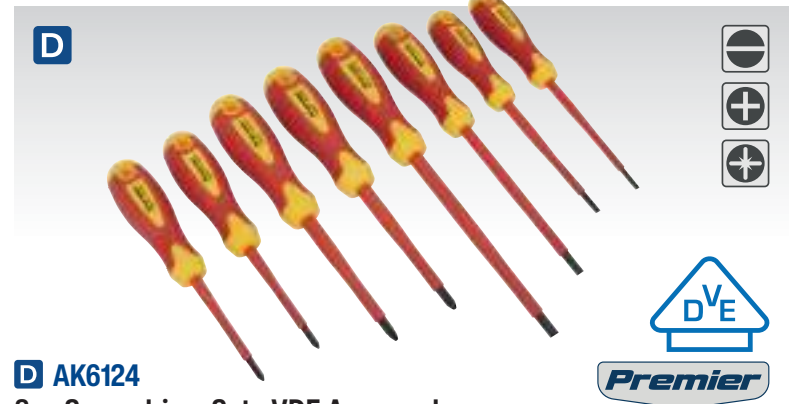


C NEW AK6130

6pc Screwdriver Set - VDE Approved

Chrome Vanadium shafts with magnetic and corrosion resistant tips. Fully insulated to VDE and EN 60900 standards to protect from electric shocks up to 1000V. Ideal for technicians working on modern hybrid and electrical vehicles. Contoured, textured handles with non-slip comfort grip and hanging holes.

Contents: Slotted 3 x 100, 4 x 100, 5.5 x 125, 6.5 x 150mm, Phillips; #1 x 80, #2 x 100mm



D AK6124

8pc Screwdriver Set - VDE Approved

Chrome Vanadium shafts with magnetic and corrosion resistant tips. Fully insulated to VDE and EN 60900 standards to protect from electric shocks up to 1000V. Ideal for technicians working on modern hybrid and electrical vehicles. Contoured, textured handles with non-slip comfort grip and hanging holes.

Contents: Slotted; 3.5 x 100, 4 x 100, 5.5 x 125mm, 6.5 x 150mm, Phillips; #1 x 80, #2 x 100, Pozi; #1 x 80mm, #2 x 100mm



E S01155

4pc Screwdriver Set - VDE Approved

Chrome Vanadium shafts with magnetic and corrosion resistant precision tips. Fully insulated and VDE approved for use up to 1500V DC and 1000V AC. Ideal for technicians working on modern hybrid and electrical vehicles. Contoured handles with soft rubber grip for comfort and control. Features hanging holes for easy storage.

Contents: Phillips; #1 x 80, #2 x 100mm, Slotted; 5.5 x 125mm, Mains Tester; 3 x 140mm



F AK6128

13pc Interchangeable Screwdriver Set - VDE Approved

Hardened and tempered Chrome Vanadium steel shafts. Magnetized tips with a phosphate finish for resistance to corrosion. Impact resistant handle with a contoured, comfortable grip and twist release mechanism. Interchangeable blades lock securely within the handle. Insulated and VDE approved for use up to 1000V AC and 1500V DC. Includes mains tester. Supplied in storage case.

Contents: Slotted; 3 x 100, 4 x 100, 5.5 x 100, 6.5 x 100mm, Phillips; #1 x 80, #2 x 100mm, Pozi; #1 x 80, #2 x 100mm, TRX-Star*; T10 x 100, T15 x 100, T20 x 100mm, Mains Tester, Driver Handle



A AK63171
**7pc Insulated Open-End
 Spanner Set - VDE Approved**

Manufactured from hardened and tempered Chrome Vanadium steel. Each spanner is fully insulated to VDE and EN 60900 standards to protect from electric shocks up to 1500V DC and 1000V AC. Covers sizes from 8 to 19mm. Ideal for technicians working on modern hybrid and electrical vehicles (1500V DC safe live working). Also suitable for electricians and other trades (1000V AC safe live working). Supplied in storage case.

Contents: 8, 10, 12, 13, 14, 17, 19mm



B 7-24mm



B AK63172
**18pc Insulated Open-End
 Spanner Set - VDE Approved**

Manufactured from hardened and tempered Chrome Vanadium steel. Each spanner is fully insulated to VDE and EN 60900 standards to protect from electric shocks up to 1500V DC and 1000V AC. Covers sizes from 7 to 24mm. Ideal for technicians working on modern hybrid and electrical vehicles (1500V DC safe live working). Also suitable for electricians and other trades (1000V AC safe live working). Supplied in storage case.

Contents: 7, 8, 9, 10, 11, 12, 13, 14, 15, 16, 17, 18, 19, 20, 21, 22, 23, 24mm



C AK61280
**8pc Interchangeable Screwdriver Set
 VDE Approved**

Hardened and tempered Chrome Vanadium steel shafts. Magnetized tips with a phosphate finish for resistance to corrosion. Impact resistant handle with a contoured, comfortable grip and twist release mechanism. Insulated and VDE approved for use up to 1000V AC and 1500V DC.

Bit Length: 80-100mm

Contents: Slotted; 3 x 100, 4 x 100, 5.5 x 100, Phillips; #1 x 80, #2 x 100mm, Driver Handle, Triangle Key, Square Key



D AK7177
**6pc Extra-Long Hex Key Set
 VDE Approved**

Manufactured from heat treated and hardened S2 steel with a chemically blackened finish for resistance to corrosion. Keys range in length from 135mm to 215mm and in size from 2.5mm to 8mm. Fitted with PP/TPR handles, keys are fully insulated to VDE and EN 60900 standards to protect from electric shocks up to 1500V DC and 1000V AC. Ideal for technicians working on modern hybrid and electrical vehicles (1500V DC safe live working). Also suitable for electricians and other trades (1000V AC safe live working). Supplied in storage case.

Contents: 2.5, 3, 4, 5, 6, 8mm



E AK7178
**9pc Extra-Long TRX-Star* Key Set
 VDE Approved**

Manufactured from heat treated and hardened S2 steel with a chemically blackened finish for resistance to corrosion. Keys range in length from 135mm to 215mm and in size from T10 to T50. Fitted with PP/TPR handles, keys are fully insulated to VDE and EN 60900 standards to protect from electric shocks up to 1500V DC and 1000V AC. Ideal for technicians working on modern hybrid and electrical vehicles (1500V DC safe live working). Also suitable for electricians and other trades (1000V AC safe live working). Supplied in storage case.

Contents: T10, T15, T20, T25, T27, T30, T40, T45, T50

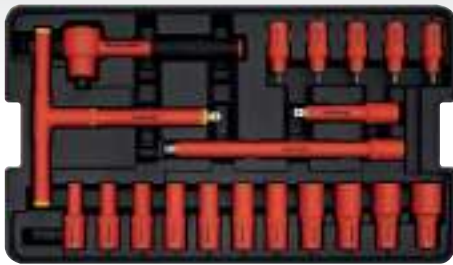


Interchangeable blades lock securely within the handle.

A 3/8" Sq Drive




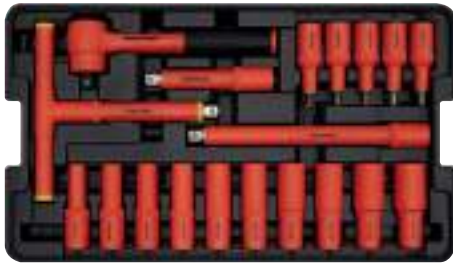
Premier



B 1/2" Sq Drive



Premier



A-B SEE BELOW

Insulated Tool Kits - VDE Approved

Hardened and tempered Chrome Vanadium steel sockets and accessories. Chrome plated for resistance to corrosion. Each component is fully insulated to VDE and EN 60900 standards to protect from electric shocks up to 1500V DC and 1000V AC. Features 45-tooth flip reverse comfort grip ratchet wrench with push-button quick release, sockets, socket bits, extension bars, T-bar, open-end wrenches, pliers, cable knife, voltage tester, nut drivers, screwdrivers and hex keys. Ideal for technicians working on modern hybrid and electrical vehicles (1500V DC safe live working). Also suitable for electricians and other trades (1000V AC safe live working). Supplied in storage case.



A AK7938

50pc 3/8" Sq Drive 1000V Insulated Tool Kit

Contents: 3/8" Sq Drive Sockets; 7, 8, 10, 11, 12, 13, 14, 15, 17, 19, 22mm, Ratchet Wrench, Extension Bars; 100, 200mm, Socket Bits; 4, 5, 6, 7, 8mm, T-Handle, Cable Knife, Voltage Tester, 150mm Diagonal Pliers, 175mm Combination Pliers, 200mm Long Nose Pliers, 250mm Water Pump Pliers, Open-End Wrenches; 8, 10, 12, 13, 14, 17, 19mm, Nut Drivers; 6 x 125, 7 x 125, 8 x 125, 10 x 125, 13 x 125mm, Screwdrivers; Slotted - 3 x 75, 5.5 x 125, 6.5 x 150mm, Phillips #0 x 75, #1 x 100, #2 x 100mm, Hex Keys; 2.5, 3, 4, 5, 6, 8mm

B AK7939

49pc 1/2" Sq Drive 1000V Insulated Tool Kit

Contents: 1/2" Sq Drive Sockets; 10, 12, 13, 14, 16, 17, 18, 19, 22, 24mm, Ratchet Wrench, Extension bars; 125, 250mm, Socket Bits; 5, 6, 7, 8, 10mm, T-Handle, Cable Knife, Voltage Tester, 150mm Diagonal Pliers, 175mm Combination Pliers, 200mm Long Nose Pliers, 250mm Water Pump Pliers, Open-End Wrenches; 8, 10, 12, 13, 14, 17, 19mm, Nut Drivers; 6 x 125, 7 x 125, 8 x 125, 10 x 125, 13 x 125mm, Screwdrivers; Slotted - 3 x 75, 5.5 x 125, 6.5 x 150mm, Phillips - #0 x 75, #1 x 100, #2 x 100mm, Hex Key Wrenches; 2.5, 3, 4, 5, 6, 8mm



A-B SEE BELOW

Insulated Socket Sets - VDE Approved

Hardened and tempered Chrome Vanadium steel sockets and accessories. Each component is fully insulated to VDE and EN 60900 standards to protect from electric shocks up to 1500V DC and 1000V AC. Sets includes flip reverse comfort grip ratchet wrench with push-button quick release and an extension bar. Ideal for technicians working on modern hybrid and electrical vehicles (1500V DC safe live working). Also suitable for electricians and other trades (1000V AC safe live working). Supplied in storage case.

A Model No: AK7942

Drive: 3/8" Sq

Contents: Sockets; 8, 10, 12, 13, 14, 17, 19mm, Flip Reverse Comfort Grip Ratchet Wrench with Push-Button Quick Release, 100mm Extension Bar

B Model No: AK7943

Drive: 1/2" Sq

Contents: Sockets; 10, 12, 13, 14, 17, 19, 22, 24mm, Flip Reverse Comfort Grip Ratchet Wrench with Push-Button Quick Release, 125mm Extension Bar

A



3/8" Sq Drive

MM

6

8-19mm



B

1/2" Sq Drive

MM

6



C

3/8" Sq Drive

MM

6

45-Tooth

8-22mm



D

1/2" Sq Drive

MM

6

45-Tooth

10-32mm



C-D SEE BELOW

Insulated Socket Sets - VDE Approved

Hardened and tempered Chrome Vanadium steel sockets and accessories. Chrome plated for resistance to corrosion. Each component is fully insulated to VDE and EN 60900 standards to protect from electric shocks up to 1500V DC and 1000V AC. Model No. AK7940 covers sizes from 8 to 22mm and Model No. AK7941 covers sizes from 10 to 32mm. Features 45-tooth flip reverse comfort grip ratchet wrench with push-button quick release, hex socket bits, locking extension bars and locking T-bar. Ideal for technicians working on modern hybrid and electrical vehicles (1500V DC safe live working). Also suitable for electricians and other trades (1000V AC safe live working). Supplied in storage case.

C Model No: AK7940

Drive: 3/8" Sq

Contents: Sockets; 8, 10, 12, 13, 14, 17, 19, 22mm, 45-Tooth Flip Reverse Comfort Grip Ratchet Wrench with Push-Button Quick Release, Socket Bits (50mm); 4, 5, 6, 8mm, Locking Extension Bars; 150, 250mm, 200mm Locking T-Bar

D Model No: AK7941

Drive: 1/2" Sq

Contents: Sockets; 10, 11, 12, 13, 14, 17, 19, 22, 24, 27, 32mm, 45-Tooth Flip Reverse Comfort Grip Ratchet Wrench with Push-Button Quick Release, Socket Bits (100mm); 4, 5, 6, 8, 10mm, Locking Extension Bars; 150, 250mm, 200mm Locking T-Bar



1/4"
Sq Drive

MM

+

+

+



A AK7911
19pc Hybrid & Electric Vehicle Battery Tool Kit

Hardened and tempered Chrome Vanadium steel sockets, ratchet wrench, spanners and accessories. Chrome plated for resistance to corrosion. Sockets, ratchet wrench, spanners and bit holder fully insulated to IEC 60900 Category C standards to protect from electric shocks up to 1500V DC and 1000V AC. Ideal for use on hybrid and electric vehicles. Supplied in storage case.

Contents: 1/4" Sq Drive Ratchet Wrench, Sockets; 8, 10, 13mm, Spanners; 8, 10, 13mm, Bit Adaptor, Bits; Phillips; #1, #2, Hex; 4, 5, 6mm, TRX-Star*; T10, T15, T20, T25, T30, T40



60-Tooth Available Sizes:

1/4" Sq Drive **3/8"** Sq Drive **1/2"** Sq Drive

TORQUES IN BOTH DIRECTIONS

Premier



B SEE BELOW
Insulated Torque Wrenches

Chrome Vanadium steel reversible 60-tooth ratchet heads. Impact resistant polycarbonate tubing combined with injection moulded nylon thermoplastic for total insulation. Torques in both directions. Calibration tolerance in accordance with BS EN ISO 6789:2017. Accuracy of ±1% at 21°C. Easy-to-read dual scale graduated in both Nm and lb.ft. Cold and heat resistant -40°C to +70°C. Fully insulated to BS EN IEC 60900:2018 to protect from electric shocks up to 1500V DC and 1000V AC. Ideal for technicians working on modern hybrid and electrical vehicles (1500V DC safe live working). Includes test and calibration certificate.

Model No:	Drive:	Length:	Range:
STW806 NEW	1/4" Sq	285mm	2-12Nm(1.48-8.85lb.ft)
STW803	3/8" Sq	350mm	12-60Nm(9-44lb.ft)
STW805	3/8" Sq	285mm	5-25Nm(4-18lb.ft)
STW804	1/2" Sq	350mm	12-60Nm(9-44lb.ft)
STW807 NEW	1/2" Sq	370mm	20-100Nm(14.75-73.76lb.ft)



3/8"
Sq Drive

MM

+

+



C AK7945
27pc Insulated Tool Kit - VDE Approved

Manufactured from hardened and tempered Chrome Vanadium steel. Each tool is fully insulated to VDE and EN 60900 standards to protect from electric shocks up to 1500V DC and 1000V AC. Ideal for technicians working on modern hybrid and electrical vehicles (1500V DC safe live working). Also suitable for electricians and other trades (1000V AC safe live working). Supplied in storage case.

Contents: Pliers; 8" Combination Pliers, 6" Diagonal Pliers, Open-End Spanners; 7, 8, 10, 12, 13, 14, 17, 19mm, Cable Knife, Screwdrivers; Slotted - 4 x 100, 5.5 x 125mm, Phillips - #1 x 100, #2 x 100mm, 3/8" Sq Drive Reversible Ratchet, 3/8" Sq Drive 100mm Extension Bar, 3/8" Sq Drive Sockets; 7, 8, 10, 12, 13, 14, 17, 19, 22mm, 3/8" Sq Drive T-Handle



1/2"
Sq Drive

MM

+

+




D AK7910
29pc Insulated Tool Kit

Hardened and tempered Chrome Vanadium steel sockets and accessories. Chrome plated for resistance to corrosion. Each component is fully insulated to IEC 60900 Category C standards to protect from electric shocks up to 1500V DC and 1000V AC. 1/2" Sq drive reversible ratchet, sockets, extensions, spanners, hex socket bits, screwdrivers, pliers, cable knife. Ideal for technicians working on modern hybrid and electrical vehicles (1500V DC safe live working). Also suitable for electricians and other trades (1000V AC safe live working). Supplied in storage case.

Contents: 1/2" Sq Drive Ratchet Wrench, 1/2" Sq Drive Sockets; 10, 11, 12, 13, 14, 17, 19mm, 1/2" Sq Drive Extensions; 125, 200mm, 1/2" Sq Drive Hex Socket Bits; 5, 6mm, Spanners; 10, 11, 12, 13, 14, 17, 19mm, Screwdrivers; Terminal 3 x 75mm, Slotted 4 x 75, 5 x 150, 8 x 150mm, Phillips #1 x 75, #2 x 100mm, 200mm Combination Pliers, 200mm Long Nose Pliers, 150mm Diagonal Cutting Pliers, Cable Knife

Non-Sparking Spanners

The Sealey range of Non-Sparking safety tools are intended for use in potentially explosive environments where accidental sparks can be created if regular steel tools are used. The risk of fire or possible explosion is caused by the presence of combustible or flammable vapours and liquids. Non-Sparking tools are essential in a wide range of industries such as oil and gas, petro-chemical plants, mining, marine, the armed forces or any other similar location where these risks are present. Manufactured from Beryllium Copper, heat treated and hardened to 30-39HRC. Special care and attention should be taken when maintaining Non-Sparking tools. Keep clean and free from ferrous and other contaminants which may impede the spark resistant properties of the tool.



A NS001
13pc Combination Spanner Set - Non-Sparking


Contents:	8, 10, 12, 13, 14, 16, 17, 19, 22, 24, 27, 30, 32mm
Minimum Length:	120mm
Maximum Length:	340mm



B NS015
13pc Double Open-End Spanner Set - Non-Sparking

Manufactured from Beryllium Copper. Die forged double open-ended spanners. Supplied in a storage pouch.

Contents:	5.5 x 7, 6 x 7, 8 x 10, 9 x 11, 10 x 12, 12 x 14, 14 x 17, 17 x 19, 19 x 22, 22 x 24, 24 x 27, 27 x 30, 30 x 32mm
-----------	---



C NS016
13pc Combination Spanner Set Non-Sparking

Manufactured from Beryllium Copper. Die forged. Double end 12-point WallDrive® ring combination. Supplied in storage pouch.

Contents:	5.5 x 7, 6 x 7, 8 x 10, 9 x 11, 10 x 12, 12 x 14, 14 x 17, 17 x 19, 19 x 22, 22 x 24, 24 x 27, 27 x 30, 30 x 32mm
Minimum Length:	90mm
Maximum Length:	385mm



D SEE BELOW
Combination Spanners - Non-Sparking

Manufactured from Beryllium Copper. Die forged. Open-end and 12-point WallDrive® ring combination. Supplied in storage pouch.

Model No:	Size:	Length:
NS002	8mm	120mm
NS003	10mm	140mm
NS004	12mm	155mm
NS005	13mm	175mm
NS006	14mm	175mm
NS007	16mm	200mm
NS008	17mm	200mm
NS009	19mm	220mm
NS010	22mm	245mm
NS011	24mm	265mm
NS012	27mm	290mm
NS013	30mm	320mm
NS014	32mm	340mm



A SEE BELOW
Ring End Slogging Spanners
Non-Sparking

Manufactured from Beryllium Copper. Die forged. Short profile handles with heavy-duty striking end. Used with a non-sparking hammer to tighten/loosen large nuts or bolts.

Model No:	Size:	Length:
NS028	22mm	155mm
NS029	24mm	165mm
NS030	27mm	175mm
NS031	30mm	185mm
NS032	32mm	185mm
NS033	36mm	205mm
NS034	41mm	225mm
NS035	46mm	235mm
NS036	50mm	250mm
NS037	55mm	265mm
NS038	60mm	275mm



D SEE BELOW
1/2"Sq Drive WallDrive® Sockets
Non-Sparking

Manufactured from Beryllium Copper. Die forged. WallDrive® socket configuration.

Model No:	Size:	Drive:
NS041	8mm	1/2" Sq
NS042	9mm	1/2" Sq
NS043	10mm	1/2" Sq
NS044	11mm	1/2" Sq
NS045	12mm	1/2" Sq
NS046	13mm	1/2" Sq
NS047	14mm	1/2" Sq
NS048	15mm	1/2" Sq
NS049	16mm	1/2" Sq
NS050	17mm	1/2" Sq
NS051	18mm	1/2" Sq
NS052	19mm	1/2" Sq
NS053	20mm	1/2" Sq
NS054	21mm	1/2" Sq
NS055	22mm	1/2" Sq
NS056	23mm	1/2" Sq
NS057	24mm	1/2" Sq
NS058	26mm	1/2" Sq
NS059	27mm	1/2" Sq
NS060	28mm	1/2" Sq
NS061	30mm	1/2" Sq
NS062	32mm	1/2" Sq



B SEE BELOW
Open-End Slogging Spanners
Non-Sparking

Manufactured from Beryllium Copper. Die forged. Short profile handles with heavy-duty striking end. Used with a non-sparking hammer to tighten/loosen large nuts or bolts.

Model No:	Size:	Length:
NS017	22mm	130mm
NS018	24mm	150mm
NS019	27mm	180mm
NS020	30mm	190mm
NS021	32mm	190mm
NS022	36mm	210mm
NS023	41mm	230mm
NS024	46mm	250mm
NS025	50mm	270mm
NS026	55mm	310mm
NS027	60mm	320mm



E SEE BELOW
1/2"Sq Drive Extension Bars - Non-Sparking

Manufactured from Beryllium Copper. Die forged. Spring-ball socket retainer.


Model No:	Size:	Drive:
NS063	125mm	1/2" Sq
NS064	250mm	1/2" Sq



C NS040
1/2"Sq Drive Ratchet Wrench
Non-Sparking

Manufactured from Beryllium Copper. Die forged. Twist-reverse mechanism with knurled handle for added grip and control.

Drive:	1/2" Sq
Length:	245mm



F NS065
1/2"Sq Drive Speed Brace - Non-Sparking

Manufactured from Beryllium Copper. Precision cast. 360° Handle with deep knurling to allow extra grip when spinning off fixings.

Drive:	1/2" Sq
Length:	400mm



G NS039
31pc 1/2"Sq Drive Socket Set - Non-Sparking

Die forged Beryllium Copper. 8-32mm Socket set. Includes 1/2"Sq drive ratchet wrench, spark plug socket, extension bars, sliding T-bar, universal joint, offset handle and slotted socket bit accessories. Supplied in storage case.

Contents:	Standard Sockets; 8, 9, 10, 11, 12, 13, 14, 15, 16, 17, 18, 19, 20, 21, 22, 23, 24, 26, 27, 28, 30, 32mm, Spark Plug Socket; 13/16", Extension Bars; 125, 250mm, 1/2"Sq Drive Ratchet Wrench, Universal Joint, Offset Handle, Speed Brace, Sliding T-Handle, Slotted Screwdriver Socket
------------------	---



A

10-32mm

1/2"
Sq Drive

MM

Premier

A NS124**17pc 1/2" Sq Drive Socket Set - Non-Sparking**

Die forged Beryllium Copper. 10-32mm Socket set. Includes 1/2" Sq drive ratchet wrench, extension bars, speed brace and sliding T-bar. Supplied in storage case.

Drive: 1/2" Sq

Contents: Standard Sockets; 10, 11, 12, 14, 17, 19, 22, 24, 27, 30, 32mm, Extension Bars; 125, 250mm, 1/2" Sq Drive Ratchet Wrench, Speed Brace, Sliding T-Handle

Beryllium Copper

Beryllium copper is non-sparking but physically tough and non-magnetic, meeting the requirements of ATEX directive for Zones 0, 1 and 2. Beryllium copper hand tools are ideal for use in environments at risk of explosive hazards, such as oil rigs, coal mines, and grain elevators. Beryllium copper is resistant to non-oxidizing acids such as hydrochloric acid and carbonic acid, to plastic decomposition products, abrasive wear and to galling. It can be heat-treated for increased strength, durability, and electrical conductivity.

**D NS106****240 x 418 x 990mm Square Shovel Non-Sparking**

Manufactured from cold rolled Beryllium Copper. Hardwood shaft with Wide D handle.

Length:	990mm
Shaft Type:	Hardwood
Head Dimensions:	240 x 418mm

D

Premier



E

Premier

E NS107**240 x 420 x 990mm Round Point Shovel Non-Sparking**

Manufactured from cold rolled Beryllium Copper. Hardwood shaft with Wide D handle.

Length:	990mm
Shaft Type:	Hardwood
Head Dimensions:	240 x 420mm

B



Premier

B SEE BELOW**Adjustable Wrenches - Non-Sparking**

Manufactured from Beryllium Copper. Die forged. Includes hanging hole.

Model No:	Length:	Jaw Capacity:
NS066	200mm	24mm
NS067	250mm	30mm
NS068	300mm	36mm

C



Premier

C SEE BELOW**Pipe Wrenches - Non-Sparking**

Manufactured from Beryllium Copper. Die forged. Includes hanging hole.

Model No:	Length:	Capacity:
NS069	250mm	Ø45mm
NS070	300mm	Ø60mm
NS071	350mm	Ø65mm

F



Premier

F NS123**19 x 500mm Crowbar - Non-Sparking**

Manufactured from Beryllium Copper. Die-cast. Cranked tips suitable for lining up components prior to assembly.

Size:	19 x 500mm
--------------	------------



A NS072
200mm Combination Pliers - Non-Sparking
 Manufactured from Beryllium Copper Die forged gripping and cutting combination pliers. Dual material handle for comfort and control.

Type:	Combination
Length:	200mm



B NS073
200mm Diagonal Cutting Pliers - Non-Sparking
 Manufactured from Beryllium Copper. Die forged diagonal cutters. Hardened cutting jaws with dual material grip for improved comfort and control.

Type:	Diagonal Cutting
Length:	200mm



C NS074
250mm Water Pump Pliers - Non-Sparking
 Manufactured from Beryllium Copper. Die Forged. Groove joint adjustable head with heavy-duty moulded, non-slip handles.

Type:	Water Pump
Length:	250mm
Maximum Jaw Capacity:	50mm



D NS075
200mm Long Nose Pliers - Non-Sparking
 Manufactured from Beryllium Copper. Die Forged. Serrated jaw and hardened cutters. Dual material handle for greater comfort and control.

Type:	Long Nose
Length:	200mm



E SEE BELOW
Claw Hammers - Non-Sparking
 Precision cast Beryllium Copper heads. Fitted with fibreglass shaft and shock-absorbing grip for greater comfort and control. Manufactured in accordance with BS 876.

Model No:	Type:	Weight (Head):
NS076	Claw	450g(16oz)
NS077	Claw	680g(24oz)



F SEE BELOW
Cross Pein Engineer's Hammers - Non-Sparking
 Precision cast Beryllium Copper heads. Fitted with fibreglass shaft and shock-absorbing grip for greater comfort and control. Manufactured in accordance with BS 876.

Model No:	Type:	Weight (Head):
NS078	Cross Pein	500g(1.1lb)
NS079	Cross Pein	1kg(2.2lb)
NS080	Cross Pein	2kg(4.4lb)
NS081	Cross Pein	3kg(6.6lb)
NS082	Cross Pein	5kg(11lb)



G SEE BELOW
Ball Pein Hammers - Non-Sparking
 Precision cast Beryllium Copper heads. Fitted with fibreglass shaft and shock-absorbing grip for greater comfort and control. Manufactured in accordance with BS 876.

Model No:	Type:	Weight (Head):
NS083	Ball Pein	340g(12oz)
NS084	Ball Pein	450g(16oz)
NS085	Ball Pein	680g(24oz)



H SEE BELOW
Sledge Hammers - Non-Sparking
 Precision cast Beryllium Copper heads. Fitted with fibreglass shaft and shock-absorbing grip for greater comfort and control. Manufactured in accordance with BS 876.

Model No:	Type:	Weight (Head):
NS086	Sledge	450g(1lb)
NS087	Sledge	1kg(2.2lb)
NS088	Sledge	1.4kg(3lb)
NS089	Sledge	2kg(4.4lb)
NS090	Sledge	3kg(6.6lb)
NS091	Sledge	5kg(11lb)

A



Premier

A SEE BELOW**Phillips Screwdrivers - Non-Sparking**

Manufactured from Beryllium Copper. Die forged. Contoured handles with soft grip to maximize comfort and control. Hanging hole for safe storage.

Model No:	Type:	Size:
NS096	Phillips	#1 x 75mm
NS097	Phillips	#2 x 100mm
NS098	Phillips	#3 x 150mm
NS099	Phillips	#4 x 200mm

B



Premier

B SEE BELOW**Valve Handles - Non-Sparking**

Manufactured from Beryllium Copper. Precision cast.

Model No:	Size:
NS100	35 x 250mm
NS101	40 x 300mm
NS102	45 x 350mm
NS103	50 x 400mm
NS104	55 x 450mm
NS105	60 x 500mm

C



Premier

C SEE BELOW**Slotted Screwdrivers - Non-Sparking**

Manufactured from Beryllium Copper. Die Forged. Contoured handles with soft grip to maximize comfort and control. Hanging hole for safe storage.

Model No:	Type:	Size:
NS092	Slotted	3 x 75mm
NS093	Slotted	4 x 100mm
NS094	Slotted	6 x 150mm
NS095	Slotted	8 x 200mm

D



Premier

D SEE BELOW**Scrapers - Non-Sparking**

Manufactured from Beryllium Copper. Die forged. Contoured soft grip handles. Hanging hole for safe storage.

Model No:	Size:
NS108	50 x 200mm
NS109	75 x 200mm

E



Premier

E SEE BELOW**Long Scrapers - Non-Sparking**

Manufactured from Beryllium Copper. Die forged. Contoured soft grip handles. Hanging hole for safe storage.

Model No:	Size:
NS110	30 x 300mm
NS111	50 x 350mm

F



Premier

F SEE BELOW**Wedges - Non-Sparking**

Manufactured from Beryllium Copper. Precision cast.

Model No:	Size (L x W x H):
NS119	80 x 13 x 6mm
NS120	150 x 25 x 13mm
NS121	180 x 50 x 19mm
NS122	200 x 40 x 40mm

G



Premier

G SEE BELOW**Long Handle Scrapers - Non-Sparking**

Manufactured from Beryllium Copper. Precision cast.

Model No:	Size:
NS112	50 x 690mm
NS113	75 x 705mm
NS114	100 x 720mm
NS115	150 x 765mm

H



Premier

H SEE BELOW**Chisels - Non-Sparking**

Manufactured from Beryllium Copper. Precision cast.

Model No:	Size:
NS116	22 x 200mm
NS117	24 x 250mm
NS118	25 x 300mm



A S0811
150mm Long Nose Pliers
 Induction heat treated and hardened steel components. Fully chromed and polished jaw head for corrosion resistance. Fitted with oversized grips for extra comfort.
Length: 150mm



B S0812
200mm Long Nose Pliers
 Induction heat treated and hardened steel components. Fully chromed and polished jaw head for corrosion resistance. Fitted with oversized grips for extra comfort.
Length: 200mm



C S0813
150mm Side Cutters
 Induction heat treated and hardened steel components. Fully chromed and polished jaw head for corrosion resistance. Fitted with oversized grips for extra comfort.
Length: 150mm



D S0814
180mm Combination Pliers
 Induction heat treated and hardened steel components. Fully chromed and polished jaw head for corrosion resistance. Fitted with oversized grips for extra comfort.
Length: 180mm



E S0815
200mm Combination Pliers
 Induction heat treated and hardened steel components. Fully chromed and polished jaw head for corrosion resistance. Fitted with oversized grips for extra comfort.
Length: 200mm



F S0645
3pc Pliers Set
 Induction heat treated and hardened steel components. Fully chromed and polished jaw heads for corrosion resistance. Fitted with oversized grips for extra comfort.
Contents: 180mm Combination Pliers, 150mm Diagonal Side Cutters, 150mm Long Nose Pliers



G S0646
5pc Pliers Set
 Induction heat treated and hardened steel components. Set includes water pump and slip-joint pliers. Fitted with oversized grips for extra comfort.
Contents: 180mm Combination Pliers, 150mm Diagonal Side Cutters, 150mm Long Nose Pliers, 200mm Slip Joint Pliers, 250mm Water Pump Pliers



H S0757
7pc Pliers Set
 Induction heat treated and hardened steel components. Set contains side cutters, long nose pliers, end cutters, combination pliers and water pump pliers. Fitted with oversized grips for extra comfort.
Contents: Side Cutters; 115mm, 195mm, Long Nose Pliers; 45° x 125mm, Straight x 205mm, 105mm End Cutters, 210mm Combination Pliers, 250mm Water Pump Pliers

A



Siegen

A SEE BELOW**Combination Pliers**

Manufactured from drop-forged, heat treated steel with induction-hardened cutting edges. Fully polished finish with non-slip foam cushion grip handles.

Model No:	Length:
S0445	180mm
S0446	200mm

B



Siegen

B SEE BELOW**Long Nose Pliers**

Manufactured from drop-forged, heat treated steel with induction-hardened cutting edges. Fully polished finish with non-slip foam cushion grip handles.

Model No:	Length:
S0442	150mm
S0443	200mm

C



Siegen

C S0439**150mm Side Cutters**

Manufactured from drop-forged, heat treated steel with induction-hardened cutting edges. Fully polished finish with non-slip foam cushion grip handles.

Length:	150mm
---------	-------

D



Siegen

D S0447**3pc 150mm Pliers Set**

Manufactured from drop-forged, heat treated steel with induction-hardened cutting edges. Fully polished finish with non-slip foam cushion grip handles.

Contents:	150mm Side Cutters, 150mm Long Nose Pliers, 150mm Combination Pliers
-----------	--

E



Siegen

E S0434**275mm Straight Needle Nose Pliers**

Manufactured from drop-forged, heat treated steel. Fully polished finish. Superb for use in areas with limited access. Non-slip foam cushion grip handles.

Type:	Straight Needle Nose
Length:	275mm

F



Siegen

F S0435**275mm 90° Needle Nose Pliers**

Manufactured from drop-forged, heat treated steel. Fully polished finish. Superb for use in areas with limited access. Non-slip foam cushion grip handles.

Type:	90° Needle Nose
Length:	275mm

G



Siegen

G S0433**3pc 275mm Needle Nose Pliers Set**

Manufactured from drop-forged, heat treated steel. Fully polished finish. Superb for use in areas with limited access. Non-slip foam cushion grip handles.

Contents:	275mm Straight Needle Nose Pliers, 275mm 90° Needle Nose Pliers, 275mm 45° Needle Nose Pliers
-----------	---

H



Siegen

H S0436**275mm 45° Needle Nose Pliers**

Manufactured from drop-forged, heat treated steel. Fully polished finish. Superb for use in areas with limited access. Non-slip foam cushion grip handles.

Type:	45° Needle Nose
Length:	275mm

I



Siegen

I S0437**275mm Offset Needle Nose Pliers**

Manufactured from drop-forged, heat treated steel. Fully polished finish. Superb for use in areas with limited access. Non-slip foam cushion grip handles.

Type:	Offset Needle Nose
Length:	275mm



A

Extra-Long

Siegen

A S0925
400mm Extra-Long Straight Needle Nose Pliers

Manufactured from drop-forged, heat treated steel with a fully polished finish. Ideal for use in areas with limited access. Non-slip foam cushion grip handles.

Type: Straight Needle Nose
Length: 400mm



B

Extra-Long

Siegen

B S0926
400mm Extra-Long 45° Needle Nose Pliers

Manufactured from drop-forged, heat treated steel with a fully polished finish. Ideal for use in areas with limited access. Non-slip foam cushion grip handles.

Type: 45° Needle Nose
Length: 400mm



C


Extra-Long

Siegen

C S0927
400mm Extra-Long 90° Needle Nose Pliers

Manufactured from drop-forged, heat treated steel with a fully polished finish. Ideal for use in areas with limited access. Non-slip foam cushion grip handles.

Type: 90° Needle Nose
Length: 400mm



A



D

Premier

D AK9333
3pc Pliers Set Ni-Fe Finish

Chrome Vanadium steel. Hardened and heat treated with Nickel-Ferrous finish for added corrosion resistance. Double dipped non-slip foam grip for added comfort and control - even with greasy hands.

Contents: 175mm Combination Pliers, 160mm Long Nose Pliers, 155mm Side Cutters



E

Premier

E AK935
280mm Offset Needle Nose Pliers Ni-Fe Finish

Ideally suited to applications with limited access. Double dipped non-slip foam grip for added comfort and control - even with greasy hands.

Type: Offset Needle Nose
Length: 280mm



F

Premier

F AK937
5pc Mini Pliers Set Ni-Fe Finish

Professional mini pliers set. Fitted with spring loaded handles. Ideally suited to applications with limited access. Ni-Fe finish for added corrosion resistance. Double dipped non-slip foam grip for added comfort and control.

Contents: 110mm Diagonal Side Cutter, 150mm Needle Nose Pliers, 105mm End Cutter, 120mm Snipe Nose Pliers, 125mm Long Nose Pliers



G

Premier

G AK930
3pc 280mm Needle Nose Pliers Set - Ni-Fe Finish

Ideally suited to applications with limited access. Double dipped non-slip foam grip for added comfort and control - even with greasy hands.

Contents: Straight Nose Pliers, 45° Angle Nose Pliers, 90° Angle Nose Pliers

A

Premier**A SEE BELOW****Combination Pliers**

Drop-forged Chrome Vanadium steel gripping and cutting pliers. Finely ground heads with a fully polished finish. Serrated jaws and precision ground cutting edges, induction-hardened 55-60 HRC for cutting hard and soft wires. Vinyl dipped handles for comfort and control.

Model No:	Length:
AK8560	175mm
AK8561	200mm

B

Premier**B AK8562
170mm Long Nose Pliers**

Drop-forged Chrome Vanadium steel long nose pliers. Finely ground heads with a fully polished finish. Serrated jaws and precision ground cutting edges, induction-hardened 55-60 HRC for cutting hard and soft wires. Vinyl dipped handles for comfort and control.

Length:	170mm
---------	-------

C

Premier**C AK8563
200mm Long Nose Pliers**

Drop-forged Chrome Vanadium steel long nose pliers. Finely ground heads with a fully polished finish. Serrated jaws and precision ground cutting edges, induction-hardened 55-60 HRC for cutting hard and soft wires. Vinyl dipped handles for comfort and control.

Length:	200mm
---------	-------

D

HEAVY DUTY**Premier****D AK8566
180mm Heavy-Duty Side Cutters**

Drop-forged Chrome Vanadium steel side cutters. Finely ground heads with a fully polished finish. Precision ground cutting edges, induction-hardened 55-60 HRC for cutting hard and soft wires. Vinyl dipped handles for comfort and control.

Length:	180mm
---------	-------

E

Premier**E AK8565
160mm Side Cutters**

Drop-forged Chrome Vanadium steel side cutters. Finely ground heads with a fully polished finish. Precision ground cutting edges, induction-hardened 55-60 HRC for cutting hard and soft wires. Vinyl dipped handles for comfort and control.

Length:	160mm
---------	-------

F

Premier**F AK8564
3pc Pliers Set**

Manufactured from hardened and heat treated Chrome Vanadium steel. Finely ground heads with a fully polished finish. Serrated jaws and precision ground cutting edges, induction-hardened 55-65 HRC for cutting hard and soft wires. Vinyl dipped handles for comfort and control. Supplied in storage/hanging pouch.

Contents:	175mm Combination Pliers, 200mm Long Nose Pliers, 160mm Side Cutters
-----------	--

G

Premier**G AK8568
3pc 280mm
Needle Nose Pliers Set**

Manufactured from hardened and heat treated Chrome Vanadium steel. Finely ground heads with a fully polished finish. Serrated, machined jaws for a positive grip. Long, slim design ideal for use in areas with limited access. Vinyl dipped handles for comfort and control. Supplied in storage/hanging pouch.

Contents:	Straight Nose Pliers, 45° Angle Nose Pliers, 90° Angle Nose Pliers
Length:	280mm

H

Premier**Extra-Long****Premier****H AK8576
3pc 400mm Extra-Long
Needle Nose Pliers Set**

Manufactured from hardened and heat treated Chrome Vanadium steel. Finely ground heads with a fully polished finish. Serrated, machined jaws for a positive grip. Extra-long, slim design ideal for use in areas with limited access. Vinyl dipped handles for comfort and control. Supplied in storage tray.

Contents:	Straight Nose Pliers, 45° Angle Nose Pliers, 90° Angle Nose Pliers
Length:	400mm



A AK8590
335mm Double Joint Flat Nose Pliers
 Manufactured from hardened and tempered drop-forged Chrome Vanadium steel. Finely ground head with a fully polished finish. Serrated, machined jaws for a positive grip. Long, slim, double joint design ideal for use in areas with limited access while keeping handle spread to a minimum. Vinyl dipped handles for comfort and control.

Length: 335mm



B AK8591
335mm Double Joint Needle Nose Pliers
 Manufactured from hardened and tempered drop-forged Chrome Vanadium steel. Finely ground head with a fully polished finish. Serrated, machined jaws for a positive grip. Long, slim, double joint design ideal for use in areas with limited access while keeping handle spread to a minimum. Vinyl dipped handles for comfort and control.

Length: 335mm




C AK8592
335mm Double Joint 45° Needle Nose Pliers
 Manufactured from hardened and tempered drop-forged Chrome Vanadium steel. Finely ground head with a fully polished finish. Serrated, machined jaws for a positive grip. Long, slim, double joint design ideal for use in areas with limited access while keeping handle spread to a minimum. Vinyl dipped handles for comfort and control.

Length: 335mm



D AK8593
290mm Double Joint Side Cutters
 Manufactured from hardened and tempered drop-forged Chrome Vanadium steel. Finely ground head with a fully polished finish and precision ground cutting edges. Long, slim, double joint design ideal for use in areas with limited access while keeping handle spread to a minimum. Vinyl dipped handles for comfort and control.

Length: 290mm



E AK8580
3pc 335mm Double Joint Pliers Set
 Manufactured from hardened and tempered drop-forged Chrome Vanadium steel. Finely ground heads with a fully polished finish. Serrated, machined jaws for a positive grip. Long, slim, double joint design ideal for use in areas with limited access while keeping handle spread to a minimum. Dual material comfort grip handles.

Contents: Needle Nose Pliers, 45° Needle Nose Pliers, Flat Nose Pliers
Length: 335mm



F AK8578
10pc Mini Pliers Set
 Professional mini pliers set designed for a large range of precision applications. Manufactured from high carbon steel with a polished finish. Dual material comfort grip spring loaded handles. Supplied in storage tray.

Contents: 110mm Diagonal Side Cutter, 125mm Round Nose Pliers, 100mm End Cutter, 125mm Snipe Nose Pliers, 150mm Needle Nose Pliers, 115mm Combination Pliers, 125mm Long Nose Pliers, 120mm Flat Nose Pliers, 110mm Narrow Jaw Diagonal Side Cutter, 120mm Narrow Jaw Flat Nose Pliers



G AK8579
4pc Pliers Set
 Manufactured from hardened and tempered drop-forged Chrome Vanadium steel. Finely ground heads with a fully polished finish. Serrated jaws and precision ground cutting edges, induction-hardened 55-65 HRC for cutting hard and soft wires. Dual material comfort grip handles. Supplied in storage tray.

Contents: 175mm Combination Pliers, 200mm Long Nose Pliers, 160mm Side Cutters, 250mm Water Pump Pliers



Premier

A SEE BELOW**Combination Pliers**

Drop-forged Chrome Vanadium steel gripping and cutting pliers with Ti-Chrome finish for improved durability. Dual material handles with anti-slip guard for comfort and control.

Model No:	Length:
AK8502	175mm
AK8503	190mm
AK8504	205mm



Premier

B AK8506**Long Nose Pliers**

Drop-forged Chrome Vanadium steel long nose pliers with Ti-Chrome finish for improved durability. Serrated jaws and hardened cutters. Dual material handles with anti-slip guard for comfort and control.

Model No:	Length:
AK8506	170mm
AK8508	215mm



Premier

C AK8516**160mm Side Cutters**

Drop-forged Chrome Vanadium steel side cutters with Ti-Chrome finish for improved durability. Hardened cutting jaws. Dual material handles with anti-slip guard for comfort and control.

Length:	160mm
---------	-------



HEAVY DUTY

Premier

D AK8517**190mm Heavy-Duty Side Cutters**

Drop-forged Chrome Vanadium steel side cutters with Ti-Chrome finish for improved durability. Hardened cutting jaws. Dual material handles with anti-slip guard for comfort and control.

Length:	190mm
---------	-------



Premier

E AK8519**165mm End Cutters**

Drop-forged Chrome Vanadium steel end cutters with Ti-Chrome finish for improved durability. Hardened cutting jaws. Dual material handles with anti-slip guard for comfort and control.

Length:	165mm
---------	-------



Premier

F AK8520**250mm Water Pump Pliers**

Drop-forged Chrome Vanadium steel water pump pliers with Ti-Chrome finish for improved durability. Groove joint adjustable head. Dual material handles with anti-slip guard for comfort and control.

Length:	250mm
---------	-------



Premier

G AK8521**3pc Pliers Set**

Drop-forged Chrome Vanadium steel gripping and cutting pliers with Ti-Chrome finish for improved durability. Dual material handles with anti-slip guard for comfort and control.

Contents:	Length:
Long Nose Pliers:	215mm
Combination Pliers:	175mm
Side Cutters:	160mm




Premier

H AK83452**3pc Pliers Set - VDE Approved**

VDE Approved pliers with induction-hardened cutting edges in a polished finish. Ideal for technicians working on modern hybrid and electrical vehicles. Supplied with soft grip handles for comfort and control. Cutting capacities according to DIN 5236/ISO 5748 and DIN 5238/ISO 5749. Combination pliers meet DIN 5244/ISO 5746 standards.

Contents:	Length/Cutting Capacity:
Long Nose Pliers:	210mm/Ø1.8mm
Combination Pliers:	180mm/Ø2mm
Side Cutters:	160mm/Ø2mm



A SEE BELOW

Combination Pliers - VDE Approved

VDE Approved pliers manufactured from hardened and tempered drop-forged Chrome Vanadium steel. Ideal for technicians working on modern hybrid and electrical vehicles. Finely ground polished heads. Serrated jaws and induction-hardened cutting edges. Dual material comfort grip handles for comfort and control.

Model No:	Length:
AK83454	175mm
AK83455	200mm



B SEE BELOW

Long Nose Pliers - VDE Approved

VDE Approved pliers manufactured from hardened and tempered drop-forged Chrome Vanadium steel. Ideal for technicians working on modern hybrid and electrical vehicles. Finely ground polished heads. Serrated jaws and induction-hardened cutting edges. Dual material comfort grip handles for comfort and control.

Model No:	Length:
AK83456	160mm
AK83457	200mm



C AK83458

160mm Side Cutters - VDE Approved

VDE Approved side cutters manufactured from hardened and tempered drop-forged Chrome Vanadium steel. Ideal for technicians working on modern hybrid and electrical vehicles. Finely ground polished heads. Induction-hardened cutting edges. Dual material comfort grip handles for comfort and control.

Length:	160mm
---------	-------



D AK83459

180mm Heavy-Duty Side Cutters VDE Approved

VDE Approved side cutters manufactured from hardened and tempered drop-forged Chrome Vanadium steel. Ideal for technicians working on modern hybrid and electrical vehicles. Finely ground polished heads. Induction-hardened cutting edges. Dual material comfort grip handles for comfort and control.

Length:	180mm
---------	-------



E SEE BELOW

High Leverage Combination Pliers

Manufactured from hardened and tempered drop-forged Chrome Vanadium steel. Finely ground polished heads. Serrated jaws and precision ground cutting edges, induction-hardened 55-65 HRC for cutting hard and soft wires. Dual material comfort grip handles and black oxide finish for corrosion protection.

Model No:	Length:
AK8370	175mm
AK8371	200mm



F SEE BELOW

High Leverage Long Nose Pliers

Manufactured from hardened and tempered drop-forged Chrome Vanadium steel. Finely ground polished heads. Serrated jaws and precision ground cutting edges, induction-hardened 55-65 HRC for cutting hard and soft wires. Dual material comfort grip handles and black oxide finish for corrosion protection.

Model No:	Length:
AK8372	160mm
AK8373	200mm



G AK8374

160mm High Leverage Side Cutters

Manufactured from hardened and tempered drop-forged Chrome Vanadium steel. Finely ground polished heads. Precision ground cutting edges, induction-hardened 55-65 HRC for cutting hard and soft wires. Dual material comfort grip handles and black oxide finish for corrosion protection.

Length:	160mm
---------	-------



H AK8375

190mm Heavy-Duty High Leverage Side Cutters

Manufactured from hardened and tempered drop-forged Chrome Vanadium steel. Finely ground polished heads. Precision ground cutting edges, induction-hardened 55-65 HRC for cutting hard and soft wires. Dual material comfort grip handles and black oxide finish for corrosion protection.

Length:	190mm
---------	-------



A



Premier

A AK8376

3pc High Leverage Pliers Set

Manufactured from hardened and tempered drop-forged Chrome Vanadium steel. Finely ground polished heads. Serrated jaws and precision ground cutting edges, induction-hardened 55-65 HRC for cutting hard and soft wires. Dual material comfort grip handles and black oxide finish for corrosion protection.

Contents: 200mm Long Nose Pliers, 175mm Combination Pliers, 160mm Side Cutters

B



Premier

B AK8376HV

3pc High Leverage Pliers Set - Hi-Vis Green

Manufactured from hardened and tempered drop-forged Chrome Vanadium steel. Finely ground polished heads. Serrated jaws and precision ground cutting edges, induction-hardened 55-65 HRC for cutting hard and soft wires. Dual material hi-visibility comfort grip handles and black oxide finish for corrosion resistance.

Contents: 200mm Long Nose Pliers, 175mm Combination Pliers, 160mm Side Cutters

C



Premier

C AK8381

6pc Mini Pliers Set

Manufactured from hardened and tempered drop-forged Chrome Vanadium steel. Finely ground polished heads. Serrated jaws and precision ground cutting edges, induction-hardened 55-65 HRC for cutting hard and soft wires. Dual material comfort grip handles.

Contents: 105mm End Cutters, 115mm Side Cutters, 115mm Combination Pliers, 125mm Bent Nose Pliers, 125mm Long Nose Pliers, 145mm Needle Nose Pliers

E

Premier



E AK8377

3pc High Leverage Pliers Set

Manufactured from hardened and tempered drop-forged Chrome Vanadium steel. Finely ground polished heads. Serrated jaws and precision ground cutting edges, induction-hardened 55-65 HRC for cutting hard and soft wires. Unique teeth and jaw design on water pump pliers increases torque and grips round, flat, square and hex profiles. Dual material comfort grip handles and black oxide finish for corrosion resistance.

Contents: 190mm Heavy-Duty Side Cutters, 200mm Combination Pliers, 250mm Water Pump Pliers

D



Premier

D AK8378

4pc High Leverage Pliers Set

Manufactured from hardened and tempered drop-forged Chrome Vanadium steel. Finely ground polished heads. Serrated jaws and precision ground cutting edges, induction-hardened 55-65 HRC for cutting hard and soft wires. Unique teeth and jaw design on water pump pliers increases torque and grips round, flat, square and hex profiles. Dual material comfort grip handles and black oxide finish for corrosion resistance.

Contents: 190mm Heavy-Duty Side Cutters, 200mm Combination Pliers, 200mm Long Nose Pliers, 250mm Water Pump Pliers

D



A

Premier



A SEE BELOW

Water Pump Pliers

Manufactured from hardened and tempered drop-forged Chrome Vanadium steel. Finely ground polished heads. Unique teeth design and diamond shape jaws increases torque and grip on round, flat, square and hex shapes. Induction-hardened to 55-65 HRC. Dual material comfort grip handles and black oxide finish for corrosion resistance.

Model No:	Length:
AK83791	200mm
AK83792	250mm
AK83793	300mm

B



Premier

B AK8379

3pc Water Pump Pliers Set

Manufactured from hardened and tempered drop-forged Chrome Vanadium steel. Finely ground polished heads. Unique teeth and jaw design increases torque and grips round, flat, square and hex profiles. Induction-hardened 55-65 HRC. Dual material comfort grip handles and black oxide finish for corrosion resistance.

Lengths:	200, 250, 300mm
-----------------	-----------------

C



Premier

C SEE BELOW

Quick Release Water Pump Pliers

Manufactured from hardened and tempered drop-forged Chrome Vanadium steel. Push-button quick adjustment/release. Serrated jaws, induction-hardened 55-65 HRC. Dual material comfort grip handles and black oxide finish for corrosion resistance.

Model No:	Length:
AK83801	200mm
AK83802	250mm
AK83803	300mm

D



Premier

D AK8380


3pc Quick Release Water Pump Pliers Set

Manufactured from hardened and tempered drop-forged Chrome Vanadium steel. Push-button quick adjustment/release. Serrated jaws, induction-hardened 55-65 HRC. Dual material comfort grip handles and black oxide finish for corrosion resistance.

Lengths:	200, 250, 300mm
-----------------	-----------------

E


250mm



Premier


F

300mm



G

520mm



E-G SEE BELOW

Plier Racks

Adjustable rigid dividers for the organised storage of a wide variety of pliers. Manufactured from ABS plastic. Ideal for use in tool chest drawers.

Model No:	Plier Capacity:	Length:
E PR01	10	250mm
F PR02	12	300mm
G PR03	24	520mm

E-G





Siegen



Siegen



Premier

A SEE BELOW

Water Pump Pliers

Manufactured from Chrome Vanadium steel. Hardened, tempered and chrome plated for corrosion resistance. Groove joint adjustable head. Heavy-duty moulded, non-slip handles.

Model No:	Jaw Capacity:	Length:
S0458	50mm	250mm
S0459	70mm	300mm
S0460	105mm	400mm

B SEE BELOW

Water Pump Pliers

Manufactured from Chrome Vanadium steel. Hardened and tempered with a blackened finish for corrosion resistance. Box joint adjustable head. Vinyl dipped handles for comfort and control.

Model No:	Jaw Capacity:	Length:
S01056	44mm	250mm
S01057	52mm	300mm

C SEE BELOW

Water Pump Pliers

Manufactured from Chrome Vanadium steel. Hardened, tempered and chrome plated for corrosion resistance. Groove joint adjustable head. Heavy-duty moulded, non-slip handles.

Model No:	Jaw Capacity:	Length:
AK368	55mm	250mm
AK369	70mm	300mm
AK370	105mm	400mm



Self-Adjusting


D

E

Premier

Self-Adjusting Pliers

Innovative mechanism allows the jaws to automatically adjust to any size, thick or thin.



D-E SEE BELOW

Self-Adjusting Water Pump Pliers

Drop-forged Chrome Vanadium steel water pump pliers with vinyl dipped handles. Innovative design allows the jaws to automatically adjust to any size enabling a one-handed operation. Features hardened jaws for extra strength and shock absorber spring for extra grip.

Model No:	Jaw Capacity:	Length:
D AK8531	50mm	250mm
E AK8532	60mm	300mm



F

G

H

I

Premier

F-I SEE BELOW

Water Pump Pliers Ni-Fe Finish

Hardened, tempered and finished with Nickel-Ferrous coating for corrosion resistance. Groove joint adjustable head. Features double dipped non-slip foam grip for added comfort and control - even with greasy hands.

Model No:	Jaw Capacity:	Length:
F AK9368	50mm	250mm
G AK9369	70mm	300mm
H AK9370	105mm	400mm
I AK9371	160mm	500mm



A-B SEE BELOW
Self-Adjusting Multi-Grip Pliers

Chrome Vanadium steel multi-grip pliers. Innovative design allows the jaws to automatically adjust to any size enabling a one-handed operation. Features straight and V-type jaws for hex, square and round objects. Phosphate finish for corrosion resistance and comfort grip handles for added control.

A Model No:	AK8535
Jaw Capacity:	35mm
Length:	175mm
B Model No:	AK8536
Jaw Capacity:	60mm
Length:	250mm



C AK6870
250mm Extra-Wide Opening Locking Pliers

Heat treated Chrome Molybdenum jaws and handle. Deeply serrated and hardened teeth on a contoured jaw offers secure grip on both flat and round material. Features a 4-position slide and lock joint allowing for an extra-wide opening of the jaws.

Jaw Capacity:	90mm
Length:	250mm



D S0841
375mm Extra-Long Locking Pliers

Drop-forged and heat treated steel with a bright nickel plate finish. Extra-long 375mm locking pliers for use where access is limited. Deeply serrated, adjustable grip jaws with lever release.

Jaw Capacity:	50mm
Length:	375mm



E AK6832
195mm L-Tip Axial Locking Grip

Manufactured with rounded contours for smooth, secure handling. Grips feature linear jaw action which applies pressure perpendicular to the workpiece for secure clamping. Compact size with push-button jaw release is ideal for working in confined spaces. Thumb release action allows one-handed operation. Suitable for a wide variety of applications including welding, gluing and riveting.

Jaw Capacity:	18mm
Jaw Width:	25mm
Length:	195mm



F AK68403
6pc Axial Locking Grip Set

Manufactured with rounded contours for smooth, secure handling. Grips feature linear jaw action which applies pressure perpendicular to the workpiece for secure clamping. Compact size with push-button jaw release is ideal for working in confined spaces. Thumb release action allows one-handed operation. Suitable for a wide variety of applications including welding, gluing and riveting. Supplied in storage case.

Type:	Jaw Capacity:	Jaw Width:	Throat Depth:	Lip Depth:	Length:
L-Tip Locking Grip:	18mm	25mm	-	-	195mm
J-Tip Locking Grip:	15mm	18mm	7mm	14mm	205mm
T-Tip Locking Grip:	12mm	50mm	-	-	194mm
LL-Tip Locking Grip:	15mm	40mm	9mm	-	210mm
W-Tip Locking Grip:	15mm	57mm	36mm	-	195mm
JJ-Tip Locking Grip:	15mm	40mm	27mm	12mm	230mm

A

Available Sizes

195mm 235mm

35mm
Capacity50mm
Capacity

Premier

A SEE BELOW

Locking Pliers

Heat treated Chrome Molybdenum steel construction with a nickel-plated smooth satin finish. Round jaw design suitable for the loosening of rusted or rounded nuts. Also ideal for use on track-rod ends. Deeply serrated and hardened teeth for maximum grip. Spring loaded locking mechanism prevents nipping fingertips when releasing. Heavily knurled adjustment screw for extra grip with greasy fingers.

Model No:	Jaw Capacity:	Length:
AK6871	35mm	195mm
AK6872	50mm	235mm

A



A



D

Premier



D AK6800

10pc Locking Pliers Set

Hardened and tempered, drop-forged Chrome Vanadium steel jaws with a combination of profiles. Deep-cut jaw faces assist grip. Knurled jaw adjustment screw and flip release mechanism. Nickel-plated smooth satin finish. Supplied in storage tray.

Length:	125-275mm
---------	-----------

B

170mm

50mm
Capacity

Premier

C

280mm

90mm
Capacity

B-C SEE BELOW

Locking C-Clamps

Heat treated Chrome Molybdenum and Chrome Vanadium steel construction with a nickel-plated smooth satin finish. Suitable for clamping material whilst marking, welding, brazing, gluing or soldering. Features one-hand no-pinch quick release grip which provides comfort and control, reduces hand fatigue and are much easier to use than traditional style locking pliers. Heavily knurled adjustment screw for extra grip with greasy fingers.

Model No:	Jaw Capacity:	Length:
B AK6873	50mm	170mm
C AK6874	90mm	280mm

E



455mm

160mm
Capacity

Premier

E AK6875

455mm Locking C-Clamp

Heat treated Chrome Molybdenum and Chrome Vanadium steel construction with a nickel-plated smooth satin finish. Suitable for clamping material whilst marking, welding, brazing, gluing or soldering. Extra-long jaw profile allows for clearance of obstacles in hard-to-reach areas. Features one-hand no-pinch quick release grip which provides comfort and control, reduces hand fatigue and are much easier to use than traditional style locking pliers. Heavily knurled adjustment screw for extra grip with greasy fingers.

Jaw Capacity:	160mm
Length:	455mm





A SEE BELOW

Locking C-Clamps

One-handed operation allows free hand to position material whilst being clamped. Suitable for clamping material whilst marking, welding, brazing, gluing or soldering.

Model No:	Jaw Capacity:	Length:
AK6826	45mm	165mm
AK6827	90mm	280mm



B AK6828

200mm Locking U-Clamp

U-Style jaw permits the clamping of adjacent joints, allowing good visibility to workpiece. Suitable for assembly and welding work. One-handed operation allows free hand to position material whilst being clamped.

Jaw Capacity:	60mm
Length:	200mm



C AK6841

455mm Locking C-Clamp

Heat treated Chrome Molybdenum and Chrome Vanadium steel construction with a nickel-plated smooth satin finish. One-handed operation allows free hand to position material whilst being clamped. Suitable for clamping material whilst marking, welding, brazing, gluing or soldering. Spring loaded locking mechanism prevents nipping fingertips when releasing. Heavily knurled adjustment screw for extra grip with greasy fingers.

Jaw Capacity:	160mm
Length:	455mm



D AK6829

200mm Sheet Metal Clamp

Heat treated Chrome Molybdenum and Chrome Vanadium steel construction with a nickel-plated smooth satin finish. Spring loaded locking mechanism prevents nipping fingertips when releasing. Heavily knurled adjustment screw for extra grip with greasy fingers.

Jaw Capacity:	30mm
Length:	200mm



E AK67

3pc 'C' Clamp & Welding Clamp Set

Heat treated steel grips and jaws with bright nickel-plated finish. 'C' Clamp features swivel pads. Knurled adjusting screw with lever type release. Supplied in tool roll.

Contents:	248mm Sheet Metal Clamp, 225mm Welding Clamp, 280mm Locking C-Clamp
-----------	---



F AK66

3pc Locking 'C' Clamp Set

Heat treated steel jaws with bright nickel-plate finish. Knurled jaw adjustment screw with lever type release. Supplied in tool roll.

Lengths:	170, 275, 450mm
----------	-----------------

A

Available Sizes

175mm 215mm

40mm
Capacity45mm
Capacity**Siegen****A SEE BELOW****Locking Pliers**

Drop-forged steel jaws with bright, nickel-plate finish. Deeply serrated, adjustable grip jaws with lever release.

Model No:	Jaw Capacity:	Length:
S0486	40mm	175mm
S0487	45mm	215mm

B

225mm

50mm
Capacity**Siegen****B S0462****225mm Long Nose Locking Pliers**

Drop-forged Chrome Vanadium steel jaws with bright nickel-plate finish. Deeply serrated, adjustable grip jaws with lever release.

Jaw Capacity:	50mm
Length:	225mm

C-F SEE BELOW**Locking Pliers**

Heat treated Chrome Molybdenum and Chrome Vanadium steel construction with a nickel-plated smooth satin finish. Deeply serrated and hardened teeth grip the workpiece from any angle. Riveted handle construction provides extra rigidity and reduces deformation when grip is under load. Spring loaded locking mechanism prevents nipping fingertips when releasing. Heavily knurled adjustment screw for extra grip with greasy fingers.

C

Available Sizes

180mm 230mm

35mm
Capacity45mm
Capacity**Premier****C SEE BELOW****Locking Pliers Curved Jaws**

Curved jaw design applies maximum pressure to all four corners of nut or bolt heads making it ideal for high torque applications.

Model No:	Jaw Capacity:	Length:
AK6820	35mm	180mm
AK6821	45mm	230mm

D

Available Sizes

185mm 230mm

30mm
Capacity45mm
Capacity**Premier****D SEE BELOW****Locking Pliers Straight Jaws**


General purpose pliers with reinforced teeth for a range of applications.

Model No:	Jaw Capacity:	Length:
AK6822	30mm	185mm
AK6823	45mm	230mm

E

Available Sizes

170mm 210mm

50mm
Capacity60mm
Capacity**Premier****E SEE BELOW****Long Nose Locking Pliers**

Multipurpose locking pliers suitable for use where access is tight. Jaws incorporate long section for gripping flat material and curved section for pipes and tubes.

Model No:	Jaw Capacity:	Length:
AK6824	50mm	170mm
AK6825	60mm	210mm

F

225mm

45mm
Capacity**Premier****F AK6830****225mm Optimum Grip Locking Pliers**

Versatile locking pliers with specially profiled jaws which combine curved and straight locking grips.

Jaw Capacity:	45mm
Length:	225mm



A AK6863
3pc Quick Release Locking Pliers Set

Heat treated Chrome Molybdenum and Chrome Vanadium steel construction with a smooth satin finish. Deeply serrated and hardened teeth grip the workpiece from any angle. Curved jaw design applies maximum pressure to all four corners of nut or bolt heads making it ideal for high torque applications. Features one-hand, no-pinch, quick release grip which provides comfort and control, reducing hand fatigue and are much easier to use than traditional style locking pliers. Heavily knurled adjustment screw for extra grip with greasy fingers. Supplied in tool roll.

Contents:	Jaw Capacity/Length:
Curved Jaw Pliers #1:	30mm/140mm
Curved Jaw Pliers #2:	45mm/220mm
Long Nose Pliers:	60mm/210mm



B AK6863B
3pc Quick Release Locking Pliers Set - Black Series

Heat treated Chrome Molybdenum and Chrome Vanadium steel construction with a smooth black oxide finish for corrosion resistance. Deeply serrated and hardened teeth grip the workpiece from any angle. Curved jaw design applies maximum pressure to all four corners of nut or bolt heads making it ideal for high torque applications. One-hand, no-pinch, quick release grip which provides comfort and control, reducing hand fatigue and are much easier to use than traditional style locking pliers. Heavily knurled nickel-plated adjustment screw for extra grip with greasy fingers. Supplied in EVA storage tray.

Contents:	Jaw Capacity/Length:
Curved Jaw Pliers #1:	30mm/140mm
Curved Jaw Pliers #2:	45mm/220mm
Long Nose Pliers:	60mm/210mm



C AK6869
220mm Locking Pliers Quick Release Xtreme Grip


Heat treated Chrome Molybdenum and Chrome Vanadium steel construction with a smooth satin finish. Deeply serrated and hardened teeth grip the workpiece from any angle. Unique non-slip jaw design offers up to three times more gripping power making it ideal for applications that require maximum torque. Features one-hand no-pinch quick release grip which provides comfort and control, reduces hand fatigue and are much easier to use than traditional style locking pliers. Heavily knurled adjustment screw for extra grip with greasy fingers.

Jaw Capacity:	45mm
Length:	220mm

E AK668
3pc Locking Pliers Set

Hardened and tempered, drop-forged Chrome Vanadium steel jaws with combination profile for sheet or pipe. Deep-cut jaw faces assist grip. Knurled jaw adjustment screw and flip release mechanism. Black phosphate finish for long term corrosion resistance.

Contents:	Jaw Capacity:	Length:
Pliers #1:	30mm	125mm
Pliers #2:	40mm	175mm
Pliers #3:	45mm	250mm




D S0463
3pc Locking Pliers Set

Drop-forged steel jaws with bright, nickel-plate finish. Deeply serrated, adjustable grip jaws with lever release.

Jaw Capacity:	30, 40, 45mm
Lengths:	125, 175, 215mm



**A-H SEE BELOW****140 & 180mm Circlip Pliers**


Manufactured from hardened and tempered Chrome Vanadium steel. Spring loaded jaws and forged non-slip tips. Phosphate finish for corrosion resistance. Vinyl dipped handles for comfort and control.

Model No:	Nose Type:	Capacity:	Length:
A AK84531	Bent - External	10-25mm	140mm
B AK84541	Bent - External	19-60mm	180mm
C AK84532	Straight - External	10-25mm	140mm
D AK84542	Straight - External	19-60mm	180mm
E AK84533	Bent - Internal	10-25mm	140mm
F AK84543	Bent - Internal	19-60mm	180mm
G AK84534	Straight - Internal	8-25mm	140mm
H AK84544	Straight - Internal	19-60mm	180mm

**I-L SEE BELOW****170mm Circlip Pliers**

Manufactured from hardened and tempered high grade carbon steel. High quality jaws with heat treated internal spring. Non-slip induction-hardened tips 60-64 HRC. Blackened finish for corrosion resistance. Dipped handles for comfort and control.

Model No:	Nose Type:	Capacity:	Length:
I AK84551	Bent - External	19-60mm	170mm
J AK84552	Straight - External	19-60mm	170mm
K AK84553	Bent - Internal	19-60mm	170mm
L AK84554	Straight - Internal	19-60mm	170mm

**M-P SEE BELOW****230mm Circlip Pliers**

Manufactured from hardened and tempered Chrome Vanadium steel. Spring loaded jaws and forged non-slip tips. Phosphate finish for corrosion resistance. Vinyl dipped handles for comfort and control.

Model No:	Nose Type:	Capacity:	Length:
M AK84561	Bent - External	40-90mm	230mm
N AK84562	Straight - External	40-90mm	230mm
O AK84563	Bent - Internal	40-90mm	230mm
P AK84564	Straight - Internal	40-90mm	230mm



A AK8457
4pc 180mm Circlip Pliers Set

Manufactured from hardened and tempered Chrome Vanadium steel. Spring loaded jaws and forged non-slip tips. Dual material comfort grip handles and black oxide finish for corrosion resistance.


Nose Type:	Capacity:
Bent - External:	19-60mm
Straight - External:	19-60mm
Bent - Internal:	19-60mm
Straight - Internal:	19-60mm



B AK8454
4pc 180mm Circlip Pliers Set

Manufactured from hardened and tempered Chrome Vanadium steel. Spring loaded jaws and forged non-slip tips. Phosphate finish for corrosion resistance. Vinyl dipped handles for comfort and control. Supplied in storage/hanging pouch.


Nose Type:	Capacity:
Bent - External:	19-60mm
Straight - External:	19-60mm
Bent - Internal:	19-60mm
Straight - Internal:	19-60mm



C AK8440
4pc Circlip Pliers Set

Spring loaded jaw sets manufactured from hardened and tempered steel. Pliers are fully polished and fitted with non-slip polyfoam grips.

Capacity:	19-60mm
-----------	---------



D AK8456
4pc 230mm Circlip Pliers Set

Manufactured from hardened and tempered Chrome Vanadium steel. Spring loaded jaws and forged non-slip tips. Phosphate finish for corrosion resistance. Vinyl dipped handles for comfort and control. Supplied in storage/hanging pouch.

Nose Type:	Capacity:
Bent - External:	40-90mm
Straight - External:	40-90mm
Bent - Internal:	40-90mm
Straight - Internal:	40-90mm



All Premier and Siegen Hand Tools are covered by a no-quibble lifetime guarantee* against manufacturing defects. See www.sealey.co.uk for full details.



A S0457

Internal/External Circlip Pliers Set

Hardened and tempered interchangeable steel jaws. Quick release mechanism allows six different internal/external applications. Spring loaded PVC handles.

Contents: 180° (x2), 90°, 45° Interchangeable Jaws



C AK8449

4pc 10-22mm Mini Circlip Pliers Set

Internal and external pliers in straight and bent profiles. Manufactured from Chrome Molybdenum steel with spring loaded action and non-slip PVC grips. Tip diameter Ø1mm. Suitable for 10-22mm circlips.

Contents:	Tip Diameter:
70mm Bent - External:	Ø1mm
75mm Straight - External:	Ø1mm
70mm Bent - Internal:	Ø1mm
75mm Straight - Internal:	Ø1mm
Capacity:	10-22mm



B S01064

10pc Internal/External Circlip Pliers Set

Heat treated steel construction with blackened finish for strength and resistance to corrosion. All circlip pliers feature reversible joints enabling use for either external or internal circlips. Fitted with comfortable vinyl grips. Set includes two 125mm picks for hard-to-reach or dropped clips. Supplied in storage case.

Contents:	Tip Diameter:
140mm Bent:	Ø1mm
150mm Straight:	Ø1mm
140mm Bent:	Ø1.2mm
150mm Straight:	Ø1.2mm
190mm Bent:	Ø1.8mm
200mm Straight:	Ø1.8mm
215mm Bent:	Ø2.3mm
230mm Straight:	Ø2.3mm
125mm Hook Tool:	n/a
125mm Pick Tool:	n/a



D AK8453

Quick Change Internal/External Circlip Pliers Set

Circlip pliers with quick change internal/external switch mechanism. Manufactured from Chrome Vanadium steel. Supplied with one set of double end straight tips (Ø1.2 and 1.8mm) and two sets of 90° tips (Ø1.2 and 1.8mm). Tips held securely in holders with grub screw. Comfort grip vinyl dipped handles with storage for spare tips and hex key for quick and easy selection.

Type:	Tip Diameter:
Straight:	Ø1.2, 1.8mm
90°:	Ø1.2, 1.8mm



A S0553

265mm Internal/External Circlip Pliers Set

Internal and external circlip pliers with spring ratchet locking mechanism to securely hold against circlip tension. Includes eight pairs of tips, two sizes at various angles. Fitted with chunky grip PVC handles. Supplied in storage case.

Contents: Ø2.75mm Tips; 0°, 15°, 45°, 90° (2pc each), Ø3mm Tips; 0°, 15°, 45°, 90° (2pc each), Internal & External Circlip Pliers

Maximum Spread: 50mm
Length: 265mm



B S0554

400mm Internal/External Circlip Pliers Set

Internal and external circlip pliers with spring ratchet locking mechanism to securely hold against circlip tension. Includes six pairs of tips at various angles. Fitted with chunky grip PVC handles. Supplied in storage case.

Contents: Ø3mm Tips; 0°, 45°, 90° (2pc each), Internal & External Circlip Pliers
Maximum Spread: 85mm
Length: 400mm



C AK8500

HEAVY DUTY Premier

265mm Heavy-Duty Circlip Pliers Set

Internal and external circlip pliers with spring ratchet locking mechanism to securely hold against circlip tension. Includes eight sets of tips in two sizes at various angles. Fitted with chunky grip PVC handles. Supplied in storage case.

Maximum Spread: 50mm
Contents: Ø2.75mm Tips; 0°, 15°, 45°, 90° (2pc each), Ø3mm Tips; 0°, 15°, 45°, 90° (2pc each), Internal & External Circlip Pliers



D AK8501

HEAVY DUTY Premier

400mm Heavy-Duty Circlip Pliers Set

Internal and external circlip pliers with spring ratchet locking mechanism to securely hold against circlip tension. Includes six sets of tips at various angles. Fitted with chunky grip PVC handles. Supplied in storage case.

Maximum Spread: 85mm
Contents: Ø3mm Tips; 0°, 45°, 90° (2pc each), Internal & External Circlip Pliers



E-F SEE BELOW

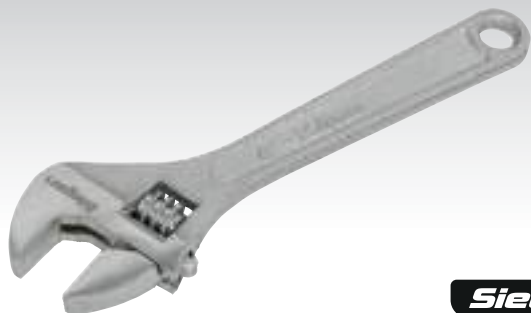
Internal/External Heavy-Duty Professional Circlip Pliers

Manufactured from Chrome Molybdenum steel. Precise screw action control. Contoured soft grip handles for comfort and control. Supplied with three sets of interchangeable tips.

	E	F
Model No	AK8450	AK8451
Min./Max. Tip Capacity:		
Internal:	15-49mm	9.5-43mm
External:	9-45mm	6.5-36mm
Contents:	Ø2.65mm Tips; 15°, 45°, Ø3mm Tips; 45°, Circlip Pliers	Ø1mm Tips; 15°, Ø1.2mm Tips; 15°, 90°, Ø1.8mm Tips; 15°, 90°, Circlip Pliers



A



Siegen

A SEE BELOW

Adjustable Wrenches

Hardened and heat treated steel with a chrome plated finish. Fully polished, offset jaws. Slim raised lip style handles with hanging holes.

Model No:	Jaw Capacity:	Length:
S0450	19mm	150mm
S0451	24mm	200mm
S0452	28mm	250mm
S0453	34mm	300mm
S0454	43mm	375mm
S0602	52mm	450mm
S0603	62mm	600mm

C



Siegen

C S0448

3pc Adjustable Wrench Set

Hardened and heat treated steel with a chrome plated finish. Fully polished, offset jaws. Slim raised lip style handles with hanging holes.

Jaw Capacity:	19, 24, 28mm
Lengths:	150, 200, 250mm

D



Siegen

D S0449

4pc Adjustable Wrench Set

Hardened and heat treated steel with a chrome plated finish. Fully polished, offset jaws. Slim raised lip style handles with hanging holes.

Jaw Capacity:	19, 24, 28, 34mm
Lengths:	150, 200, 250, 300mm

B

Reversible Jaw

40mm
Extra-Wide
Jaws

Siegen

B S0854

200mm Extra-Wide Jaw Capacity Adjustable Wrench

Drop-forged Chrome Vanadium steel. Hardened and heat treated with fully polished head. Extra-wide jaw capacity with Metric calibration and reversible feature allows use as a pipe wrench. Anti-slip comfort grip with hanging hole.

Jaw Capacity:	40mm
Length:	200mm

B



Extra-Wide Jaw

E




Siegen

E S01130

10pc Adjustable Wrench & Pliers Set with Tool Tray

Tool tray with adjustable wrench, locking and circlip pliers set. Suitable for tool chest Model No's AP3503TB, AP3505TB, AP3508TB.


Contents:	Adjustable Wrenches; 150, 200, 250mm, Locking Pliers; 125, 175, 225mm Long Nose Locking Pliers, 180mm Circlip Pliers; Bent External, Straight External, Bent Internal, Straight Internal
Tray Size (W x D x H):	510 x 270 x 40mm



A AK9567
4pc Adjustable Wrench Set

Hardened and heat treated high quality drop-forged steel. Precision ground, fully polished offset jaws with Metric calibration for accuracy. Black phosphate finish for long term corrosion resistance. Slim raised lip style handle with hanging holes for alternative storage.

Jaw Capacity:	19, 24, 27, 34mm
Lengths:	150, 200, 250, 300mm



C AK607
3pc Adjustable Wrench Set

Hardened and heat treated high quality drop-forged steel. Precision ground, fully polished offset jaws with metric calibration for accuracy. Black phosphate finish for long term corrosion resistance. Slim raised lip style handle with hanging hole for alternative storage.

Jaw Capacity:	19, 24, 27mm
Lengths:	150, 200, 250mm



F TBT04
4pc Locking Pliers & Adjustable Wrench Set with Tool Tray

Contents:	140mm Curved Jaw Locking Pliers (30mm Capacity), 190mm Curved Jaw Locking Pliers (42mm Capacity), 150mm Adjustable Wrench (20mm Capacity), 250mm Adjustable Wrench (30mm Capacity)
Tray Size (W x D x H):	176.5 x 397 x 55mm



B SEE BELOW
Adjustable Wrenches

Hardened and heat treated high quality drop-forged steel. Precision ground, fully polished offset jaws with Metric calibration for accuracy. Black phosphate finish for long term corrosion resistance. Slim raised lip style handle with hanging holes for alternative storage.

Model No:	Jaw Capacity:	Length:
AK9560	19mm	150mm
AK9561	24mm	200mm
AK9562	27mm	250mm
AK9563	34mm	300mm
AK9564	41mm	375mm
AK9565	50mm	450mm
AK9566	60mm	600mm



D-E SEE BELOW
Adjustable Wrench Sets Ni-Fe Finish

Chrome Vanadium steel. Hardened and heat treated with Nickel-Ferrous finish for added corrosion resistance. Features smooth action precision machined jaws with Metric calibration. Double dipped non-slip foam grip for added comfort and control - even with greasy hands.

Model No:	Type:	Jaw Capacity:	Lengths:
D AK907	3pc Set	20, 25, 30mm	150, 200, 250mm
E AK9935	4pc Set	20, 25, 30, 34mm	150, 200, 250, 300mm



A SEE BELOW

Copper Faced Hammers with Hickory Shaft

Malleable iron heads of extra heavy construction fitted with two pure electrolytic copper faces. Replacement copper faces available, see table.

Model No:	Weight:
CFH02	790g(1.75lb)
CFH03	1.24kg(2.75lb)
CFH04	1.95kg(4.3lb)



B SEE BELOW

Copper/Rawhide Faced Hammers with Hickory Shaft

Malleable iron heads fitted with one face of pure electrolytic copper and one face of compressed buffalo hide. Replacement faces available, see table.

Model No:	Weight:
CRF15	680g(1.5lb)
CRF25	1.02kg(2.25lb)
CRF35	1.59kg(3.5lb)



C SEE BELOW

Nylon Faced Hammers

Chrome plated zinc heads with two durable white nylon faces. Replacement faces available with alternative hardness, see table.

Model No:	Weight:
NFH10	450g(1lb)
NFH15	560g(1.25lb)
NFH175	790g(1.75lb)



D SEE BELOW

Nylon Faced Dead Blow Hammers

Coated die-cast heads and handle of aluminium alloy with absorbent rubber grip. Fitted with two screw-in durable nylon faces. Head partially filled with steel shot for controlled blows. Replacement faces available with alternative hardness, see table.

Model No:	Weight:
DBHN20	790g(1.75lb)
DBHN275	1.13kg(2.5lb)

SEE BELOW

Not illustrated

Replacement Copper & Rawhide Faces

Our copper and rawhide faced hammers feature changeable faces. This enables quick replacement should a face become pitted or damaged.

Model No:	Type:	Application:
342/310C	Copper	CFH02/CRF15
342/10R	Rawhide	CRF15
342/312C	Copper	CFH03/CRF25
342/12R	Rawhide	CRF25
342/314C	Copper	CFH04/CRF35
342/14R	Rawhide	CRF35

SEE BELOW

Not illustrated

Replacement Nylon Faces

Our nylon faced hammers feature changeable faces. This enables quick replacement should a face become pitted or damaged.

Model No:	Type:	Application:
342/710NF	Hard/White	NFH10
342/712NF	Hard/White	NFH15
342/714NF	Hard/White	NFH175/DBHN20
342/716NF	Hard/White	DBHN275
342/714TF	Tough/Brown	NFH175/DBHN20
342/716TF	Tough/Brown	DBHN275
342/712AF	Extra Hard/Yellow	NFH15
342/714AF	Extra Hard/Yellow	NFH175/DBHN20
342/716AF	Extra Hard/Yellow	DBHN20
342/712PF	Medium/Red	NFH15
342/714PF	Medium/Red	NFH175
342/716PF	Medium/Red	DBHN275
342/710VF	Soft/Grey	NFH10
342/712VF	Soft/Grey	NFH15
342/714VF	Soft/Grey	NFH175
342/716VF	Soft/Grey	DBHN275

F SEE BELOW

Brass Faced Dead Blow Hammers

Brass faced shot-loaded heads produce non-sparking, controlled and effective blows without rebound. Features comfortable rubber grip.

Model No:	Weight:
BFH12	340g(12oz)
BFH24	680g(1.5lb)



E SEE BELOW

Dead Blow Hammers

Shot-loaded heads produces heavy, controlled and effective blows without rebound.

Model No:	Weight:
DBH630	630g(1.3lb)
DBH1000	1kg(2.2lb)



G SEE BELOW

Dead Blow Hammers

A range of hammers with shot-loaded heads to produce heavy, controlled and effective blows without rebound.

Model No:	Weight:
S0541	450g(1lb)
S0542	680g(1.5lb)
S0543	900g(2lb)
S0545	1.36kg(3lb)



Premier

A CPH04
4oz Cross Pein Pin Hammer with Hickory Shaft

Drop-forged carbon steel head. Induction-hardened and tempered with polished face and cheek. Fitted with straight-grain hickory shaft. Manufactured in accordance with BS 876.

Weight: 110g(4oz)



Premier

B BPH04
4oz Ball Pein Pin Hammer with Hickory Shaft

Drop-forged carbon steel head. Induction-hardened and tempered with polished face and cheek. Fitted with straight-grain hickory shaft. Manufactured in accordance with BS 876.

Weight: 110g(4oz)



Premier

C CPH16
16oz Warrington/Joiners Hammer with Hickory Shaft

Drop-forged high carbon steel head. Induction-hardened and tempered with polished face and cheeks. Fitted with straight-grained hickory shaft. Manufactured in accordance with BS 876.

Weight: 450g(1lb)



Premier

D SEE BELOW
Ball Pein Hammers with Hickory Shaft

Drop-forged steel heads and fitted with straight-grained hickory shaft. Manufactured in accordance with BS 876.

Model No:	Weight:
BPH08	225g(8oz)
BPH12	340g(12oz)
BPH16	450g(1lb)
BPH24	680g(1.5lb)
BPH32	900g(2lb)
BPH40	1.13kg(2.5lb)



Premier

E SEE BELOW
Ball Pein Hammers - Fibreglass Shaft with Graphite Core

Manufactured from drop-forged carbon steel. Fibreglass shafts with graphite core for improved strength and durability. Textured rubber grip for secure handling. Manufactured and tested to BS 876.

Model No:	Weight:
BPHG16	450g(16oz)
BPHG24	680g(24oz)
BPHG32	907g(32oz)



Premier

F BPHX16
One-Piece Ball Pein Hammers

Forged one-piece steel hammer heads and shafts. Lightweight design yet incredibly strong. Shock reducing textured rubber grip. Manufactured and tested to BS 876.

Model No:	Weight:
BPHX16	450g(16oz)
BPHX24	680g(24oz)
BPHX32	907g(32oz)



Premier

G AK203
3pc Ball Pein Hammer Set with Hickory Shafts

Drop-forged steel heads and fitted with straight-grained hickory shafts. Manufactured in accordance with BS 876.

Contents: 340g(12oz), 450g(1lb), 680g(1.5lb)



Premier

H AK2031
3pc Ball Pein Hammer Set with Fibreglass Shafts

Drop-forged steel heads and fitted with fibreglass shafts. Manufactured in accordance with BS 876.

Contents: 340g(12oz), 450g(1lb), 680g(1.5lb)



Premier

A SEE BELOW

Club Hammers with Hickory Shaft

Drop-forged carbon steel head. Premier quality hickory shaft. Manufactured in accordance with BS 876.

Model No:	Weight:
CHH25	1.13kg(2.5lb)
CHH40	1.8kg(4lb)



Premier

B CHH301

3lb Club Hammer with Hickory Shaft

Manufactured from drop-forged fine grained carbon steel. Straight-grain hickory handle. Manufactured and tested to BS 876.

Weight:	1.36kg(3lb)
----------------	-------------



Premier

C SEE BELOW

Club Hammers with Fibreglass Shaft

Drop-forged carbon steel head. Fitted with fibreglass shaft. Contoured shock-absorbing rubber grip. Manufactured in accordance with BS 876.

Model No:	Weight:
CHF251	1.13kg(2.5lb)
CHF401	1.8kg(4lb)



Premier

D CHG30

3lb Club Hammer with Fibreglass Shaft

Manufactured from drop-forged fine grained carbon steel. Fibreglass shaft with graphite core for improved strength and durability. Textured rubber grip for secure handling. Manufactured and approved to BS 876.

Weight:	1.36kg(3lb)
----------------	-------------



Premier

E SEE BELOW

Dead Blow Hammers

Shot-loaded head produces heavy, controlled and effective blows without rebound. TPR shaft and head with soft grip handle for comfort and control.

Model No:	Weight:
DBH01	794g(1.75lb)
DBH02	1.27kg(2.8lb)



Premier

F SEE BELOW

Claw Hammers with Fibreglass Shaft and Graphite Core

Manufactured from drop-forged carbon steel. Magnetic nail starter for easy one-hand operation. Fibreglass shaft with graphite core for improved strength and durability. Textured rubber grip for secure handling. Manufactured and tested to BS 876.

Model No:	Weight:
CLHG16	450g(16oz)
CLHG20	560g(20oz)



Premier

G SEE BELOW

One-Piece Steel Claw Hammers

Hammer head and shaft drop-forged from one-piece of steel. Lightweight yet incredibly strong. Manufactured in accordance with BS 876.

Model No:	Weight:
CLX16	450g(16oz)
CLX20	560g(20oz)



Premier

H CLHX15

15oz One-Piece Steel Claw Hammer

Forged one-piece steel for strength and durability. Magnetic nail starter for easy one-hand operation. Lightweight design yet incredibly strong. Shock reducing textured rubber grip. Manufactured and tested to BS 876.

Weight:	425g(15oz)
----------------	------------



A SLH041
4lb Short Handle Sledge Hammer with Hickory Shaft
 Manufactured from drop-forged fine grained carbon steel. Heat treated, hardened and tempered with precision ground polished striking face. Straight-grain hickory handle. Manufactured and tested to BS 876.

Weight:	1.8kg(4lb)
----------------	------------



B SLHG04
4lb Short Handle Sledge Hammer with Fibreglass Shaft
 Manufactured from drop-forged fine grained carbon steel. Heat treated, hardened and tempered with precision ground polished striking face. Domed strike zone for power and efficiency. Fibreglass shaft with graphite core for improved strength and durability. Textured rubber grip for secure handling. Manufactured and tested to BS 876.

Weight:	1.8kg(4lb)
----------------	------------



C SEE BELOW
Sledge Hammers with Hickory Shaft
 Manufactured from drop-forged fine grained carbon steel. Heat treated, hardened and tempered with precision ground polished striking face. Straight-grain hickory handle. Manufactured and tested to BS 876.

Model No:	Weight:
SLH061	2.7kg(6lb)
SLH081	3.6kg(8lb)
SLH101	4.5kg(10lb)



D SEE BELOW
Sledge Hammers - Fibreglass Shaft with Graphite Core
 Manufactured from drop-forged fine grained carbon steel. Heat treated, hardened and tempered with precision ground polished striking face. Domed strike zone for power and efficiency. Fibreglass shafts with graphite core for improved strength and durability. Textured rubber grip for secure handling. Manufactured and tested to BS 876.

Model No:	Weight:
SLHG06	2.7kg(6lb)
SLHG08	3.6kg(8lb)
SLHG10	4.5kg(10lb)



E SEE BELOW
Sledge Hammers with Hickory Shaft
 Manufactured from fine grained alloy steel, heat treated, induction-hardened and tempered with double precision ground polished striking face. Fitted with straight-grained hickory shaft. Manufactured in accordance with BS 876.

Model No:	Weight:
SLH07	3.2kg(7lb)
SLH10	4.5kg(10lb)
SLH14	6.4kg(14lb)



F SEE BELOW
Sledge Hammers with Fibreglass Shaft
 Manufactured from fine grained carbon steel. Heat treated, induction-hardened and tempered with precision ground polished striking face. Fitted with fibreglass shaft and contoured shock-absorbing rubber grip. Manufactured in accordance with BS 876.

Model No:	Weight:
SLHF071	3.2kg(7lb)
SLHF101	4.5kg(10lb)
SLHF141	6.4kg(14lb)



A-B

Unbreakable Hammers

Fully welded steel core construction with four reinforced bars and fixing plates.

A



B



A-B SEE BELOW

Unbreakable Club Hammers

Manufactured from drop-forged fine grained carbon steel. Heat treated, hardened and tempered with precision ground polished striking face. Domed strike zone for power and efficiency. Fully welded steel core construction with four reinforced bars and fixing plates. Head to core separation can withstand up to 5 Tonnes of force. Textured rubber grip for improved shock absorption. Manufactured and tested to BS 876.

Model No:	Weight:
A CHU301	1.36kg(3lb)
B SLHU041	1.8kg(4lb)

C




C MCH500

500g Machinist Hammer with Hickory Shaft

High quality forged steel hammer head with blackened finish. Highly polished face with rounded edges. Curved straight-grain hickory handle with painted finish.

Weight:	500g(18oz)
----------------	------------

D NEW



D SR704

Railroad Pick Axe with Fibreglass Handle

Heavy-duty pick axe manufactured using rolled, forged alloy steel that is hardened and tempered with a black painted finish. The fibreglass handle has a solid core with a rubber grip. The chisel end is great for breaking hard ground, whilst the pointed end is perfect for breaking light concrete.

Weight:	3.35kg
----------------	--------

E NEW



E SR706

600g Roofing Hammer with Fibreglass Handle

Featuring a spike for making a hole in the roof slates and a claw for extracting old nails. The 600g head provides great hammering power and efficiency. Fitted with a fibreglass handle, for greater strength and durability, and an ergonomic rubber grip.

Weight:	600g(21oz)
----------------	------------

F NEW



F SR707

Double Ended Scutch Hammer with Fibreglass Handle

The Double Ended Scutch Hammer is specifically designed for dressing bricks and masonry. Perfect for chasing out walls for electrical or plumbing installations, and built to last, with replaceable 25mm scutch combs or droves. The Premier unit is fitted with a fibreglass handle, making it lightweight, extremely strong and resistant to moisture.

Weight:	940g(33oz)
----------------	------------

G NEW



G SR702

Brick Carrier Lifting Tongs

A professional grade tool for carrying up to 10 bricks. Implementing a square tube metal construction for strength and durability, the tongs are easily adjustable when required. Simply line up the bricks you are going to move on an even surface. Place the tongs over the bricks, with the fixed end firmly against one end of the row. Adjust the arm out to the required length and fix it in place using the wing nut. When you lift the handle the free end of the tool will grip the bricks allowing easy and safe transport of the bricks.

Adjustable Load Length:	400-660mm
--------------------------------	-----------



Premier

A AXG98
1.5lb Hand Axe with Fibreglass Shaft

Manufactured from drop-forged fine grained carbon steel. Fibreglass shaft with graphite core for improved strength and durability. Textured rubber grip ensures a secure hold and over strike protection. Manufactured and tested to BS2945:1995. Includes blade cover.

Weight: 680g(1.5lb)



Premier

B AXH98
1.5lb Hand Axe with Hickory Shaft

Manufactured from drop-forged fine grained carbon steel. Well-balanced, straight-grain hickory handle. Laser etched texture for secure handling. Manufactured and tested to BS2945:1995. Includes blade cover.

Weight: 680g(1.5lb)



Premier

C AXG99
3.5lb Felling Axe with Fibreglass Shaft

Manufactured from drop-forged fine grained carbon steel. Fibreglass shaft with graphite core for improved strength and durability. Textured rubber grip ensures a secure hold and over strike protection. Manufactured and tested to BS2945:1995. Includes blade cover.

Weight: 1.59kg(3.5lb)



Premier

D AXH99
3.5lb Felling Axe with Hickory Shaft

Manufactured from drop-forged fine grained carbon steel. Well-balanced, straight-grain hickory handle. Laser etched texture for secure handling. Manufactured and tested to BS2945:1995. Includes blade cover.

Weight: 1.59kg(3.5lb)



Premier

E SEE BELOW
Rubber Mallets

General-purpose mallets. Gives a gentle but firm blow with little rebound.

Model No:	Weight:
RMB125	560g(1.25lb)
RMB175	790g(1.75lb)
RMB250	1130g(2.5lb)



Premier

F SEE BELOW
Rubber Mallets - Fibreglass Shaft with Graphite Core

Non-marking white rubber heads. Fibreglass shaft with graphite core for improved strength and durability. Textured rubber grip for secure handling.

Model No:	Weight:
RMG16	450g(1lb)
RMG24	680g(1.5lb)



G




Premier

G SEE BELOW
Rubber Mallets with Fibreglass Shaft

General-purpose mallets with fibreglass shaft. Delivers a gentle but firm blow with little rebound.

Model No:	Weight:
RMB100	450g(1lb)
RMB150	680g(1.5lb)
RMB200	907g(2lb)



F



Premier

A-E SEE BELOW

Bolt Croppers

Chrome Molybdenum steel jaws with tubular steel handles (excluding Model No. AK507) and comfortable rubber grips. Suitable for materials up to 35 HRC hardness.

Model No:	Length:	Capacity:
A AK507	350mm	7mm-Soft Metals, 5mm-Medium Metals
B AK508	450mm	8mm-Soft Metals, 6mm-Medium Metals
C AK509	600mm	10mm-Soft Metals, 8mm-Medium Metals
D AK510	750mm	13mm-Soft Metals, 8mm-Medium Metals
E AK518	900mm	16mm-Soft Metals, 10mm-Medium Metals



Premier

G AK9130
17pc Punch Set

Hardened, tempered and mirror polished Chrome Vanadium steel punches. Supplied with stand.

Contents: Long Pin Punches; Ø3 x 9.5 x 200, Ø4 x 9.5 x 200, Ø5 x 9.5 x 200, Ø6 x 9.5 x 200, Ø8 x 12.7 x 200, Ø10 x 12.7 x 200mm, Pin Punches; Ø2 x 8 x 115, Ø3 x 8 x 125, Ø4 x 9.5 x 150, Ø5 x 9.5 x 165, Ø6 x 12.7 x 180, Ø8 x 12.7 x 180mm, Taper Punches; Ø2 x 9.5 x 120, Ø3 x 9.5 x 120, Ø4 x 9.5 x 120, Ø5 x 9.5 x 120, Ø6 x 9.5 x 120mm, Stand



H AK9123
6pc Parallel Pin Punch Set

Chrome Vanadium steel punches with knurled stock for added grip. Supplied in pouch.

Overall Length:	150mm
Pin Length:	50mm
Contents:	Ø3, Ø4, Ø5, Ø6, Ø7, Ø8mm



J AK9124
5pc Long Pattern Parallel Pin Punch Set

Chrome Vanadium steel stock hardened and heat treated. Chemically blackened for corrosion resistance. Supplied in pouch.

Overall Length:	200mm
Pin Length:	95mm
Contents:	Ø1/8", Ø3/16", Ø1/4", Ø5/16", Ø3/8"



F S01131
23pc Pry Bar, Hammer & Punch Set with Tool Tray


Contents: Pry Bars; 200, 300, 460mm, 400mm Heel Bar, 16oz Ball Pein Hammer, Cold Chisels; 10 x 140, 13 x 150, 16 x 170mm, Taper Punches; 1.5 x 140, 2.4 x 140, 3 x 140, 4 x 140, 5 x 140, 6 x 140mm, Pin Punches; 1.5 x 150, 2.4 x 150, 3 x 150, 4 x 150, 5 x 150, 6 x 150mm, Centre Punches; 6 x 100, 6 x 140, 8 x 115mm

Tray Size (W x D x H): 510 x 270 x 40mm



I TBT18
25pc Impact Driver & Punch Set with Tool Tray

See page 20 for full details.




K TBTP06UK
13pc Hacksaw, Hammers & Punch Kit with Tool Tray

Contents: 190mm Universal Shears, 300mm Adjustable Blade Hacksaw, Sheathed Parallel Pin Punch Set (x7); Ø2, 3, 4, 5, 6, 7, 8mm, Retracting Knife with Pressure Blade Change, 11 x 460mm Pry Bar, 2lb Dead Blow Hammer, 1lb Ball Pein Hammer

See page 17 for full details.

IMPORTANT SAFETY WARNING!

Always wear eye protection when using these tools. For our full range of safety equipment, see pages 1276 to 1301.



A

IMP

A-B SEE BELOW

9pc Parallel Roll Pin Punch Sets

Hardened, tempered and fully polished Chrome Vanadium steel punches. Supplied in tool roll.

A Model No:	AK9109
Type:	Imperial
Contents:	Ø1/8", Ø5/32", Ø3/16", Ø7/32", Ø1/4", Ø5/16", Ø3/8", Ø7/16", Ø1/2"
B Model No:	AK9109M
Type:	Metric
Contents:	Ø3, Ø4, Ø5, Ø5.5", Ø6, Ø7, Ø8, Ø10, Ø12mm

IMPORTANT SAFETY WARNING!
Always wear eye protection when using these tools. For our full range of safety equipment, see pages 1276 to 1301.



B

MM

Premier



C

MM

Premier

C AK9127

5pc Punch & Chisel Set

Hardened, tempered and fully polished Chrome Vanadium steel punches. Set supplied with composite retainer.

Contents: #2 x 9.5 x 120mm Centre Punch, Ø3 x 9.5 x 120mm Taper Pin Punch, Ø4 x 9.5 x 150mm Parallel Pin Punch, 12 x 9.5 x 130mm Cold Chisel, 5 x 9.5 x 130mm Utility Chisel



D

MM

Premier



E

MM

Extra-Long

Premier



G

D AK9129

12pc Punch & Chisel Set

Hardened, tempered and fully polished Chrome Vanadium steel punches and chisels. Supplied in tool roll.

Contents: Centre Punches; #1 x 8 x 100, #2 x 9.5 x 120mm, Taper Pin Punches; Ø3 x 9.5 x 120, Ø4 x 9.5 x 120, Ø5 x 9.5 x 120mm, Parallel Pin Punches; Ø2 x 8 x 115, Ø4 x 9.5 x 150, Ø6 x 12.7 x 180mm, Cold Chisels; 5 x 9.5 x 130, 7 x 12.7 x 165mm, Utility Chisel (x2)

E AK9148

4pc Extra-Long Chisel Set

Manufactured from Chrome Molybdenum steel. Hardened and tempered with a fully polished mirror finish. Supplied in tool roll.

Contents: 12, 16, 19, 22mm
Length: 350mm



F

MM


Premier

F AK9216

16pc Punch & Chisel Set

Manufactured from Chrome Vanadium steel, hardened and tempered for extra durability. Includes chisel sharpening gauge. Supplied in storage tray.

Contents: Taper Punches; Ø2 x 135, Ø3 x 145, Ø4 x 150, Ø5 x 160, Ø6 x 170mm, Pin Punches; Ø2 x 110, Ø3 x 120, Ø4 x 125, Ø5 x 135, Ø6 x 145mm, Centre Punches; #3 x 125, #5 x 150mm, Cold Chisels; 10 x 140, 13 x 150, 16 x 165mm, Chisel Gauge



G

MM

Premier

G AK9298

26pc Punch & Chisel Set

Comprehensive set made from hardened, tempered high quality steel. Chemically blackened finish for corrosion resistance. Supplied in tool roll.

Contents: Pin Punches; Ø2 x 114, Ø2.5 x 127, Ø3 x 133, Ø4.5 x 146, Ø5 x 152, Ø6.5 x 165mm, Centre Punches; Ø3 x 124, Ø4 x 127, Ø5 x 143mm, Taper Punches; Ø2.5 x 114, Ø3 x 127, Ø3 x 257, Ø5 x 140, Ø5 x 257, Ø5.5 x 152, Ø6.5 x 165, Ø6.5 x 257mm, Cold Chisels; 8 x 133, 9.5 x 146, 11 x 159, 13 x 171, 16 x 184, 19 x 197, 22 x 203, 25 x 205, 30 x 216mm



A AK9128
6pc Parallel Pin Punch Set
 Hardened, tempered and fully polished Chrome Vanadium steel punches. Supplied with composite retainer.

Contents: Ø2 x 9.5 x 115, Ø3 x 9.5 x 125, Ø4 x 9.5 x 150, Ø5 x 9.5 x 165, Ø6 x 12 x 180, Ø8 x 12 x 180mm



B AK9128L
6pc 200mm Parallel Pin Punch Set
 Hardened, tempered and fully polished Chrome Vanadium steel long style punches. Supplied with composite retainer.

Contents: Ø3 x 9.5 x 200, Ø4 x 9.5 x 200, Ø5 x 9.5 x 200, Ø6 x 9.5 x 200, Ø8 x 12 x 200, Ø10 x 12 x 200mm



C AK9147
4pc 350mm Extra-Long Parallel Pin Punch Set
 Manufactured from Chrome Molybdenum steel. Hardened and tempered with a fully polished mirror finish. Ideal for commercial, industrial and agricultural applications. Supplied in tool roll.

Contents: Ø10, Ø12, Ø14, Ø16mm
Length: 350mm




D AK9131
7pc Sheathed Parallel Pin Punch Set
 Hardened, tempered, steel punches with mirror polished chrome finish. Contoured foam grips for improved comfort and control. Supplied in storage tray.

Contents: Ø2, Ø3, Ø4, Ø5, Ø6, Ø7, Ø8mm

IMPORTANT SAFETY WARNING!
 Always wear eye protection when using these tools. For our full range of safety equipment, see pages 1276 to 1301.

E-L SEE BELOW
Sheathed Parallel Pin Punches
 Manufactured from Chrome Molybdenum steel. Hardened and tempered with a fully polished mirror finish. Contoured foam grip for comfort and control.

Model No:	Size:
E AK91312	Ø2mm
F AK91313	Ø3mm
G AK91314	Ø4mm
H AK91315	Ø5mm
I AK91316	Ø6mm
J AK91317	Ø7mm
K AK91318	Ø8mm
L AK91319	Ø10mm



M AK9135
11pc Sheathed Punch & Chisel Set
 Hardened and tempered Chrome Molybdenum steel punches and chisels with a fully polished mirror finish. Contoured foam grips for improved comfort and control. Supplied in storage tray.

Contents: Pin Punches; Ø3, Ø4, Ø5, Ø6, Ø8mm, Chisels; 12, 16, 19, 22, 24mm, Centre Punch; Ø4mm



N AK91320
Sheathed Automatic Centre Punch
 Heavy-duty sheathed automatic centre punch. Impact adjustment from 15 to 25kg. Simply push-down to release the spring. Tip hardened to 57-60 HRC. Ergonomic comfort grip handle.

Length: 160mm



MM

ALWAYS WEAR SAFETY GOGGLES WHEN USING PUNCHES AND CHISELS

A S0805

21pc Punch & Chisel Set

Manufactured from Chrome Vanadium steel, hardened and tempered for extra durability. Supplied in tool roll.

Contents: Cold Chisels; 10 x 140, 13 x 150, 16 x 170, 19 x 175, 22 x 200, 25 x 250mm, Taper Punches; Ø1.5 x 140, Ø2.4 x 140, Ø3 x 140, Ø4 x 140, Ø5 x 140, Ø6 x 140mm, Pin Punches; Ø1 x 150, Ø2.4 x 150, Ø3 x 150, Ø4 x 150, Ø5 x 150, Ø6 x 150mm, Centre Punches; Ø6 x 100, Ø6 x 140, Ø8 x 115mm



B

Premier MM

B AK9215

13pc Interchangeable Punch & Chisel Set

Interchangeable punches and chisels, manufactured from 13mm hex stock. Hammer-thru grip with spring-ball tool retention and hand guard. Phosphate finish for corrosion resistance. Supplied in storage case.

Contents: Pin Punches; Ø4, Ø5, Ø6, Ø7, Ø8, Ø10mm, Chisels; 13, 16, 19, 22, 25mm, Centre Punch; Ø3mm, Hammer-Thru Grip with Hand Guard



MM

C AK91226

6pc Heavy-Duty Parallel Pin Punch Set

Manufactured from Chrome Vanadium steel. Hardened and tempered with a blackened finish. Ideal for agricultural, commercial and industrial applications. Supplied in a tool roll.

Contents: Ø10, Ø12, Ø14, Ø16, Ø18, Ø20mm
Length: 350mm



MM

D S0800

6pc Parallel Pin Punch Set

Hardened and tempered Chrome Vanadium steel punches. Chemically blackened for added corrosion resistance. Supplied in storage case.

Contents: Ø1.5, Ø3, Ø4, Ø5, Ø6, Ø8mm
Length: 150mm



MM

E S0802

12pc Punch & Chisel Set

Hardened and tempered Chrome Vanadium steel punches and chisels. Chemically blackened for added corrosion resistance. Supplied in storage case.


Contents: Cold Chisels; 10 x 140, 12 x 150, 16 x 170mm, Taper Punch; Ø2 x 140mm, Pin Punches; Ø1.5 x 150, Ø3 x 150, Ø4 x 150, Ø5 x 150, Ø6 x 150, Ø8 x 150mm, Centre Punches; Ø6 x 110, Ø8 x 115mm



F SR703

1/2" x 5/8" Brick Jointer

Designed to give a professional finish to the joints between freshly laid bricks. Manufactured from a carbon steel, then heat treated and polished. Features a convenient double ended cranked design.



G SR705

Skate Wheel Joint Raker

Includes specially hardened large-diameter wheels and an easy grip handle to make removing extra mortar fast and easy. The hardened nail is adjustable to achieve various depths. The hardened nail is replaceable with any hardened masonry nail that will fit.

A

**A SEE BELOW****Bolsters**

High quality drop-forged steel bolsters with octagonal shaft design. Black powder coated with polished tip for great resistance against corrosion. Manufactured in accordance with BS 3066.

Model No:	Description:
BB01	57 x 225mm Electrician's Bolster
BB02	75 x 225mm Brick Bolster
BB03	100 x 225mm Brick Bolster

D

**D SEE BELOW****Cold Chisels**

High quality drop-forged steel cold chisels with octagonal shaft design. Black powder coated with polished tip for great resistance against corrosion. Manufactured in accordance with BS 3066.

Model No:	Size (W x L):	Weight:
CC30	13 x 150mm	138g
CC31	19 x 200mm	310g
CC32	19 x 250mm	400g
CC33	19 x 300mm	480g
CC34	19 x 450mm	680g
CC35	25 x 250mm	730g
CC36	25 x 300mm	890g
CC37	25 x 450mm	1360g

G

**G PLC01G****250mm Plugging Chisel with Grip**

High quality drop-forged steel plugging chisel with octagonal shaft design. Black powder coated with polished tip for great resistance against corrosion. Fitted with comfort grip for greater comfort and control as well as protection against striking tools. Manufactured in accordance with BS 3066.

Length:	250mm
---------	-------

B

**B SEE BELOW****Bolsters with Grip**

High quality drop-forged steel bolsters with octagonal shaft design. Black powder coated with polished tip for great resistance against corrosion. Fitted with comfort grip for greater comfort and control as well as protection against striking tools. Manufactured in accordance with BS 3066.

Model No:	Description:
BB01G	57 x 225mm Electrician's Bolster with Grip
BB02G	75 x 225mm Brick Bolster with Grip
BB03G	100 x 225mm Brick Bolster with Grip

E

**E SEE BELOW****Scutch Holders**

High quality drop-forged steel scutch holders with octagonal shaft design. Black powder coated for great resistance against corrosion. Manufactured in accordance with BS 3066.

Model No:	Size (W x L):	Weight:
SCH1	25 x 200mm	360g
SCH2	38 x 200mm	400g

H

**H PTC01G****300mm Point Chisel with Grip**

High quality drop-forged steel point chisel with octagonal shaft design. Black powder coated with polished tip for great resistance against corrosion. Fitted with comfort grip for greater comfort and control as well as protection against striking tools. Manufactured in accordance with BS 3066.

Length:	300mm
---------	-------

C

**C SEE BELOW****Cold Chisels with Grip**

High quality drop-forged steel cold chisels with octagonal shaft design. Black powder coated with polished tip for great resistance against corrosion. Fitted with comfort grip for greater comfort and control as well as protection against striking tools. Manufactured in accordance with BS 3066.


Model No:	Size (W x L):	Weight:
CC32G	19 x 250mm	530g
CC36G	25 x 300mm	1000g
CC37G	25 x 450mm	1460g

F

**F PLC01****250mm Plugging Chisel**

High quality drop-forged steel plugging chisel with octagonal shaft design. Black powder coated with polished tip for great resistance against corrosion. Manufactured in accordance with BS 3066.

Length:	250mm
---------	-------

I NEW**I SR700****580mm Slater's Ripper**

Purpose made tool for the removal and repair of broken roof slates. Designed with bevelled hook edges, the slater's ripper is ideal for sliding under the nail head. Manufactured from hardened and spring tempered steel, making a tough and durable tool. With an ergonomic handle design, the slater's ripper is comfortable to use over long periods of time.

A SEE BELOW

Hammer-Thru Wood Chisels

Chrome Vanadium steel. Bevel edged blade. Full length hammer-thru shaft with striking cap. Contoured handle with soft grip for added comfort and control.

Model No:	Blade Width:	Length:
AK9230	6mm	260mm
AK9231	10mm	260mm
AK9232	12mm	260mm
AK9233	16mm	260mm
AK9234	19mm	260mm
AK9235	25mm	260mm
AK9236	32mm	260mm
AK9237	38mm	260mm



B-C SEE BELOW

Hammer-Thru Wood Chisel Sets

Chrome Vanadium steel. Bevel edged blades. Full length hammer-thru shafts with striking cap. Contoured handles with soft grips for added comfort and control. Supplied with storage pouch.

Model No:	Blades:	Length:
B AK9238	12, 19, 25mm	260mm
C AK9239	6, 12, 19, 25mm	260mm



D AK9240

8pc Hammer-Thru Wood Chisel Set

Chrome Vanadium steel. Bevel edged blades. Full length hammer-thru shafts with striking cap. Contoured handles with soft grips for added comfort and control. Supplied in storage case.

Length:	260mm
Contents:	Chisels; 6, 12, 19, 25, 32, 38mm, 203mm Sharpening Stone, Honing Guide.



Siegen

A S0609
3pc Scraper Set

Polished stainless steel scraper blades. Soft grip handles with hanging holes. Suitable for a wide variety of applications.

Contents: 38, 60, 90mm



Siegen

B S0600
3pc Rigid Blade Scraper Set

Ultra-stiff, hardened stainless steel scraper blades suitable for numerous workshop and bodyshop tasks including gasket scraping and windscreen preparation. Soft grip handles and broad hilt design give maximum control.

Contents: Scrapers; 32mm, 50mm, 32mm Angled Scraper (20°)



Siegen

C S0856
3pc Scraper Set with Hammer Cap

1.8mm Ultra-stiff stainless steel scraper blades suitable for numerous workshop and bodyshop applications, including gasket scraping and windscreen preparation. Soft grip handles and broad hilt design give maximum control. Cap permits careful use with hammer.

Contents: Scrapers; 32, 50mm, 32mm Angled Scraper (20°)



D S0883
Stubby Razor Scraper with Comfort Grip - Display Box of 12

Razor scraper with replaceable blade and soft grip handle. Suitable for a wide range of applications including: removing labels, decals and paint from glass or metal surfaces. Supplied in point of sale countertop display box of 12.

Length: 120mm
Replacement Blades (Pack of 5): AK867/1



E AK8652
Razor Scraper with Comfort Grip - Display Box of 12

Tough polypropylene construction with protective safety cap. Ergonomic grip for comfort and control. Suitable for removing labels, decals and paint from glass or metal surfaces. Includes one standard razor blade. Supplied in countertop display box of 12.

Length: 100mm
Replacement Blades (Pack of 5): AK867/1



F SEE BELOW
Trim Knives

Disposable knives with safety cover. Packed in display box of 100 or display card of 5.

Model No:	Length:	Pack Qty:
AK2963	145mm	Display Card of 5
AK296	145mm	Display Box of 100



G SEE BELOW
Snap-Off Knives

Composite safety knives supplied with 7-section blade with locking mechanism. Fitted with integral blade snapper to prevent injury. Supplied individually or in display box of 50.

Model No:	Length:	Pack Qty:
AK297S	155mm	Single
AK297	155mm	Pack of 50

Replacement Blades (Pack of 5 x 20): AK297/B



H AK86R
Retractable Snap-Off Knife

Composite handle with rubber comfort grip and steel reinforced blade holder. 8-Section blade automatically retracts and locks into position. Supplied with two spare blades in handle storage. Fitted with blade snapper.

Length: 165mm
Replacement Blades (Pack of 10): AK86R/B



A S0529
Retractable Utility Knife
 Classic style utility knife. Die-cast handle with retracting reversible safety blade.

Length:	155mm
Replacement Blades (Pack of 10):	AK86/B



B AK86
Retractable Utility Knife
 Die-cast grip with retracting safety blade. Supplied with one reversible blade.

Length:	155mm
Replacement Blades (Pack of 10):	AK86/B



C S0555
Retractable Auto-Load Utility Knife
 Auto-loading mechanism for instant blade change. Push-button for quick blade release - no tools required. Ergonomically designed handle for comfort and efficiency. Supplied with five double end blades.

Length:	180mm
Replacement Blades (Pack of 10):	AK86/B



D AK863
Auto-Retracting Safety Knife
 Zinc alloy die-cast handle with contoured grip and hanging hole. Features auto-retracting blade which prevents inadvertent exposure of cutting edge and subsequent injury/damage. Satisfies HSE requirements. Supplied with safety blade.

Length:	160mm
Replacement Blades (Pack of 10):	AK86/B



E AK8631
Auto-Retracting Safety Knife
 Ergonomically profiled zinc alloy body with comfort grip. Features auto-retracting blade which prevents inadvertent exposure of cutting edge and subsequent injury/damage. Satisfies HSE requirements. Push-release cover for quick blade removal/fitting - no tools required. Integral blade storage in body of knife with push-button release.

Length:	170mm
Replacement Blades (Pack of 10):	AK86/B



F AK8603
Retractable Utility Knife
 Heavy-duty zinc alloy steel construction. Contoured rubber grip for comfort and control. Push-button for quick blade release - no tools required. Integral storage for up to eight spare blades. Supplied with five blades.

Length:	160mm
Replacement Blades (Pack of 10):	AK86/B



G AK8604
Retractable Auto-Load Utility Knife
 Heavy-duty zinc alloy steel construction. Contoured rubber grip for comfort and control. Push-button for quick blade release - no tools required. Auto-loading mechanism for instant blade change. Supplied with six blades.

Length:	170mm
Replacement Blades (Pack of 10):	AK86/B



H AK8607
Squeeze Action Auto-Load Utility Knife
 Heavy-duty zinc alloy steel construction. Contoured rubber grip for comfort and control. Squeeze lever to extend blade and lock in open position. One button to retract blade another for quick blade release - no tools required. Auto-loading mechanism for instant blade change. Supplied with six blades.

Length:	170mm
Replacement Blades (Pack of 10):	AK86/B



A PK1
Locking Pocket Knife
 Supplied with high quality stainless steel blade. Aluminium alloy handle with rubber grip for added comfort and control. Blade locks open for safe use. Fitted with belt clip.

Closed Length:	90mm
Open Length:	160mm



B PK2
Locking Pocket Knife
 Manufactured from high quality stainless steel. Fully hardened and tempered for long-life. Dual fine edge and serrated stainless steel blade. Fitted with positive lock to prevent blade folding in use. Includes belt clip. Ideal for camping, gardening, fishing and various leisure activities.

Closed Length:	90mm
Open Length:	160mm



C PK3
Large Locking Pocket Knife
 Manufactured from high quality stainless steel. Fully hardened and tempered for long-life. Dual fine edge and serrated stainless steel blade. Fitted with positive lock to prevent blade folding in use. Includes belt clip. Ideal for camping, gardening, fishing and various leisure activities.

Closed Length:	110mm
Open Length:	190mm



D PK5
Locking Pocket Knife
 Fitted with positive lock to prevent blade holder folding in use. Easy-to-use latch for quick blade removal/fitting - no tools required. Supplied with belt clip, six reversible blades and protective blade cover.

Closed Length:	90mm
Open Length:	150mm
Replacement Blades (Pack of 10):	AK86/B



E PK23
Locking Pocket Knife
 High quality mirror polished stainless steel handle and blade holder, fitted with positive lock to prevent folding whilst in use. Spring loaded multi-switch releases blade holder from handle when folded and operates quick change mechanism for easy blade removal/fitting - no tools required. Includes belt clip. Supplied with six reversible high carbon steel blades.

Closed Length:	110mm
Open Length:	175mm
Replacement Blades (Pack of 10):	AK86/B



F PK37
Locking Pocket Knife - Twin-Blade
 Manufactured from high quality stainless steel. Fully hardened and tempered for long-life. Lightweight two-tone aluminium handle construction. Features both utility and fine edge blades. Push-button locking mechanism secures blades in both open and closed position. Quick change mechanism for easy blade removal/fitting - no tools required.

Closed Length:	110mm
Open Length:	170mm
Replacement Blades (Pack of 10):	AK86/B



G PK38
Locking Pocket Knife
 Manufactured from high quality stainless steel. Fully hardened and tempered for long-life. Lightweight two-tone aluminium handle construction. Push-button locking mechanism secures blade in both open and closed position. Quick change mechanism for easy blade removal/fitting - no tools required.

Closed Length:	110mm
Open Length:	165mm
Replacement Blades (Pack of 10):	AK86/B



H S01133
28pc Cutting & Drilling Set with Tool Tray
 For full details, see page 28.

Contents:	HSS Drill Bits; 1, 1.5, 2, 2.5, 3, 3.5, 4, 4.5, 5, 5.5, 6, 6.5, 7, 7.5, 8, 8.5, 9, 9.5, 10mm, Step Drills; 4-12, 4-22, 4-30mm, Hacksaws; 300mm, 150mm Junior, Scraper, Multifunction Scissors, Retractable Knife Auto-Load, 1-10mm Drilling Measuring Gauge
Tray Size (W x D x H):	510 x 270 x 40mm



A PK36
15-Function Multi-Tool

Fifteen tools in one. Manufactured from high quality stainless steel. Fully hardened and tempered for long-life. Fine blanking construction for superior performance. Multi-tool functions include pliers, wire cutters, scissors, wood saw, leather punch, bottle opener, file with hook remover, can opener, fine edge blade, slotted and Phillips screwdrivers. Supplied with belt pouch. Ideal for camping and leisure activities.

Functions: Combination Pliers, Long Nose Pliers, Wire Cutters, Scissors, Wood Saw, Leather Punch, Bottle Opener, File, Hook Remover, Can Opener, Fine Edge Blade, Slotted Screwdrivers, Phillips Screwdriver

Closed/Open Length: 110/155mm



B AK8524
250mm Heavy-Duty Shears/Scissors

Manufactured from high quality stainless steel. Precision ground and hardened for a superior cutting edge with one serrated blade to reduce slippage. Ergonomic handles allow for both left and right-handed users. Suitable for cutting PVC, heavy cloth, rubber, rope, upholstery, leather, cardboard and many other materials.

Blade Length: 115mm
Overall Length: 250mm



C AK8525
190mm Universal Shears

Manufactured from high quality Japanese stainless steel. Precision ground and hardened for a superior cutting edge with one serrated blade to reduce slippage. Features easy-to-use safety lock and spring loaded, comfort grip handles. Suitable for cutting wire, rope, cord, cable, leather, dowel rods, cardboard and many other materials.

Blade Length: 42mm
Overall Length: 190mm



D AK8358
250mm Cable Shears

Hardened and tempered high grade steel shears with dipped handles and precision ground cutting edges. Suitable for cutting, stripping and dismantling. Cuts steel rope, thin steel rod, copper and aluminium wire with ease.

Capacity: Ø4-8.75mm
Length: 250mm



E AK503
190mm Wire Rope/Spring Cutter

High carbon steel blades, hardened, tempered and polished. Cuts up to Ø5mm wire rope and Ø1.5mm spring wire. Spring loaded handles with vinyl grip and safety lock.

Cutting Capacity: Ø5mm (Wire Rope)
Ø1.5mm (Spring Wire)
Length: 190mm



F AK5450
260mm Fencing Pliers

Manufactured from hardened and heat treated carbon steel. Finely ground heads with a fully polished finish. Head incorporates a striking face, pincer and clamp on top jaw. Vinyl dipped handles for comfort and control.

Length: 260mm



Premier

A AK8680 150mm Junior Hacksaw with Adjustable Blade

Rigid die-cast aluminium frame with comfortable composite handle. Multi-position clamp permits blade to be mounted at different angles. Supplied with 150mm general purpose blade.

Replacement Blades (Pack of 10): S0527.B



Premier

B AK8683 150mm Mini Hacksaw with Adjustable Blade

Composite frame and handle with comfortable rubberised grip. Multi-angle adjustment for fast and accurate cutting. Supplied with high carbon steel blade suitable for cutting a variety of materials.

Replacement Blades (Pack of 10): S0527.B



Siegen

C S0527 150mm Junior Hacksaw with Spare Blade

Steel construction with bright chrome plating. Supplied with finger guard and two 150mm blades.

Replacement Blades (Pack of 10): S0527.B



Siegen

D S0865 2pc Engineer's Hacksaw Set

2-Piece set comprising 300mm engineer's hacksaw and 150mm junior hacksaw. Engineer's hacksaw features a die-cast handle and stock with lightweight aluminium frame. Twin (45° and 90°) blade positions for comfortable and accurate cutting. Junior hacksaw features an aluminium frame and comfortable composite handle. Multi-position clamp permits blade to be mounted at different angles. Both supplied with a carbon steel blade suitable for cutting a variety of materials.

G Premier



Rotating blade

G AK8684 300mm Professional Hacksaw with Adjustable Blade

Composite handle with comfortable rubberised grip. Lightweight metal frame with integral blade storage facility. Multi-angle adjustment for fast and accurate cutting. Supplied with high carbon steel blade suitable for cutting a variety of materials.



Siegen

E S01101 300mm Engineer's Hacksaw

Square tubular hacksaw frame with aluminium handle and rubberised grips. Twin (90° and 45°) blade positions for comfortable and accurate cutting. Supplied with carbon steel hacksaw blade suitable for cutting a variety of materials.

H Premier



H AK8685 300mm Professional Hacksaw

Robust composite frame with comfortable rubberised grips. Features integral blade storage facility and quick change blade mechanism. Twin blade positions (45° and 90°) for comfortable and accurate cutting. Supplied with high carbon steel blade suitable for cutting a variety of materials.



Premier

F AK869 300mm Professional Hacksaw

Die-cast handle and stock with blade storage facility. No tools required to change blade. Twin blade positions (45° and 90°) for comfortable and accurate cutting. Compass saw capability. Supplied with quality bi-metal hacksaw blade suitable for cutting a variety of materials.

A NEW



B NEW



Premier

C NEW



A-C SEE RIGHT
Handsaws 7tpi

ABS and TPR anti-slip soft grip handles with finger rest for comfort and control. 1mm 65Mn 7tpi High grade carbon steel blade. Hardened and tempered double ground teeth for fast and efficient cutting. Lacquered coating for reduced friction and corrosion resistance. 45° And 90° angle guides integrated into handle with useful ruler markings along top edge of blade. General-purpose 7tpi blade suitable for timber, hardwood, MDF, chipboard and plastics.

Model No:	Length:	Blade Size:	Tooth Pitch:
A AK8653	380mm	1mm	7tpi
B AK8654	500mm	1mm	7tpi
C AK8655	550mm	1mm	7tpi

D NEW



D AK860CT
Plasterboard Cutter

Measure, mark and cut plasterboard, gypsum, KT board and drywall. Integral 5m tape measure and guide edge can be used to cut straight edges and circles with ease. Can either use pencil for marking, or retractable blade for cutting. Supplied with spare blades (Model No. AK86/B) in handle compartment, and a carpenters pencil.

E NEW



E DWR250
250mm Drywall Rasp

Lightweight rasp ideal for prolonged use in drywall shaping. Suitable for use in smoothing and shaping wood, soft metals and plastics. Blade easily replaced by undoing one screw.

Replacement Blade: **DWR250-B**



F

380mm
Adjustable Head




F AK8802
380mm Adjustable Head Pry Bar

Clever design features 180° adjustable head. Simply push-button to adjust head, then release to lock into position. Ideal for use in spaces with limited access. Curved head also allows for delicate use. Ideal for prising stubborn cylinder heads from engine blocks.

Length: 380mm

G



G AK9138
Extendable 600-915mm Adjustable Head Heavy-Duty Pry Bar

Heavy-duty hardened and tempered Chrome Vanadium steel with blackened finish. Quick release locking mechanism retains extension at set increments giving 27 different shaft lengths from 600-915mm. Features 180° adjustable head, simply push button to adjust then release to lock into position. Ideal for commercial and agricultural use.

Length: 600-915mm
Increments: 8mm

HEAVY DUTY

Premier



Model No's AK8802 and AK9138 feature 180° adjustable swivel head. Push-button lock secures head in position making these Pry Bars suitable for many automotive, commercial and agricultural jobs.



A S0837
400mm Heel Bar

Drop-forged steel shaft with corrosion resistant finish. Hand-ground heel and face. Tapered shaft.

Length: 400mm



B S0640
4pc Heel Bar Set

Drop-forged, heat treated steel shafts with blackened finish. Tapered shaft suitable for lining up components prior to assembly. Heel design maximizes leverage. Also useful for fine positioning of heavy machinery.

Contents: 150, 300, 410, 510mm



C AK880
4pc Heel Bar Set

Drop-forged steel shafts with blackened finish. Hand-ground heels and faces. Tapered shaft suitable for lining up components prior to assembly. Heel design maximizes leverage. Also useful for fine positioning of heavy machinery.

Contents: 150, 300, 410, 510mm



D AK882
400mm Heel Bar

Drop-forged steel shaft with corrosion resistant finish. Hand-ground heel and face. Tapered shaft.

Length: 400mm



E AK884
450mm Double End Flat Pry Bar

Manufactured from drop-forged, heat treated carbon steel. Features 30 and 90° offset claws with sharpened tips. Ideal for all forms of leverage, including opening packing cases, removing nails and taking apart wooden constructions.

Length: 450mm



F AK2061
610mm Crowbar

Manufactured from drop-forged, heat treated steel. Includes chisel end and swan neck. Ideal for all forms of force work, including opening packing cases, removing nails and taking apart wooden constructions.


Length: 610mm
Cross Section: 16mm



G AK9112
5pc Wrecking Bar Set

High quality flat and hex steel bars with chisel, swan neck, pointed and cranked ends. Ideal for all forms of force work, including opening packing cases, removing nails and aligning heavy equipment.

Contents: 175, 300, 380, 455, 610mm



H AK881
4pc Pry Bar Set

Drop-forged Chrome Vanadium steel shafts with blackened finish. Hardened and tempered. Shafts with cranked tips suitable for lining up components prior to assembly.

Contents: 300, 400, 450, 600mm



A AK883
455mm Pry/Wrecking Bar
 Manufactured from drop-forged high grade steel. Hardened and tempered 5/8" Hex steel stock with a phosphate finish for resistance to corrosion. Cranked chisel and pointed tips suitable for lining up components prior to assembly.
 Length: 455mm



B AK8883
770mm Pry/Wrecking Bar
 Carbon steel shaft with blackened finish. Hardened and tempered. Shaft with cranked tips suitable for lining up components prior to assembly.
 Length: 770mm



C S01131
23pc Pry Bar, Hammer & Punch Set with Tool Tray
 Contents: Pry Bars; 200, 300, 460mm, 400mm Heel Bar, 16oz Ball Pein Hammer, Cold Chisels; 10 x 140, 13 x 150, 16 x 170mm, Taper Punches; 1.5 x 140, 2.4 x 140, 3 x 140, 4 x 140, 5 x 140, 6 x 140mm, Pin Punches; 1.5 x 150, 2.4 x 150, 3 x 150, 4 x 150, 5 x 150, 6 x 150mm, Centre Punches; 6 x 100, 6 x 140, 8 x 115mm
 Tray Size (W x D x H): 510 x 270 x 40mm



D AK206
4pc Pry Bar Set
 Chrome Vanadium steel shafts with blackened finish and classic styled handles.
 Contents: 200, 300, 450, 600mm

ALWAYS WEAR SAFETY GOGGLES WHEN USING THESE TOOLS



E AK20641
5pc Pry Bar/Heel Bar Set
 Heavy-duty, heat treated and hardened shafts with blackened finish. Set includes 395mm heel bar with hand-ground heel and face. Features large, easy-to-grip handles.
 Contents: 395mm Heel Bar, Pry Bars; 195, 295, 445, 600mm



F S0559
610mm Pry Bar with Hammer Cap
 Drop-forged, heat treated, steel shaft for added strength. Fitted with comfortable soft grip handle and hammer cap.
 Length: 610mm



G-H SEE BELOW
Pry Bar Sets with Hammer Cap
 Drop-forged, heat treated, steel shafts for added strength. Fitted with comfortable soft grip handles and hammer cap.

Model No:	Description:	Lengths:
G S0558	3pc Set	200, 300, 460mm
H S0557	4pc Set	200, 300, 460, 610mm

A **Siegen****HEAVY DUTY**

A S01137

610mm Heavy-Duty 25° Pry Bar with Hammer Cap

Manufactured from hardened and tempered Chrome Vanadium steel with a phosphate finish for resistance to corrosion. Fitted with comfortable soft grip handle and hammer cap.

Type: 25°
Length: 610mm

B

HEAVY DUTY**Siegen**

B S01138

4pc Heavy-Duty Angled Pry Bar Set with Hammer Cap

Manufactured from hardened and tempered Chrome Vanadium steel with a phosphate finish for resistance to corrosion. Fitted with comfortable soft grip handle and hammer cap.

Lengths: 200, 300, 460, 610mm

C

HEAVY DUTY**Siegen**

C S01191

900mm Heavy-Duty Straight Pry Bar with Hammer Cap

Hardened and tempered $\varnothing 16$ mm diameter high grade steel with a blackened finish for resistance to corrosion. Fitted with a comfortable soft grip handle.

Type: Straight
Length: 900mm

D

Siegen**HEAVY DUTY**

D S01154

900mm Heavy-Duty 25° Pry Bar with Hammer Cap

Hardened and tempered $\varnothing 16$ mm diameter high grade steel with a blackened finish for resistance to corrosion. Fitted with comfortable soft grip handle.

Type: 25°
Length: 900mm

E

HEAVY DUTY**Siegen**

E S01193

4pc Heavy-Duty Pry Bar Set with Hammer Cap

Hardened and tempered $\varnothing 16$ mm diameter high grade steel shafts with a blackened finish for resistance to corrosion. Fitted with a comfortable soft grip handle. Supplied in a heavy-duty tool roll.

Contents: 600mm; 45°, 90°, 900mm; 25°, Straight

F

HEAVY DUTY**Siegen**

F S01192

1220mm Heavy-Duty 25° Pry Bar with Hammer Cap

Hardened and tempered $\varnothing 20$ mm diameter high grade steel shaft with a blackened finish for resistance to corrosion. Fitted with a comfortable soft grip handle.

Type: 25°
Length: 1220mm



A

HEAVY DUTY

Premier



A AK9105

4pc Heavy-Duty Pry Bar Set

Heavy-duty, angled shafts, manufactured from Chrome Molybdenum steel with blackened finish. Each fitted with comfortable soft grip handle and hammer cap.

Section x Length:

6 x 200, 8 x 300, 11 x 460, 11 x 610mm



A



B

B AK9100

4pc Heavy-Duty Pry Bar Set

Chrome Molybdenum 16mm steel shafts with satin chrome finish and comfortable soft grip handles with hammer cap. Supplied in storage case.

Contents: Length/Type; 900mm/Straight, 900mm/25°, 600mm/75°, 600mm/90°

C AK9104

900mm Heavy-Duty 25° Pry Bar

Chrome Molybdenum 16mm steel shaft with satin chrome finish and comfortable soft grip handle with hammer cap.

Length/Type:

900mm/25°

D AK9103

900mm Heavy-Duty Straight Pry Bar

Chrome Molybdenum 16mm steel shaft with satin chrome finish and comfortable soft grip handle with hammer cap.

Length/Type:

900mm/Straight

HEAVY DUTY

Premier

C

D

C

D



E

HEAVY DUTY

Premier



1220mm Length

E AK9134

1220mm Heavy-Duty 45° Pry Bar

Chrome Molybdenum 22mm steel shaft with blackened finish. Comfortable soft grip handle with hammer cap.

Length/Type:

1220mm/45°



A

**A PV63B****85mm Bench Mounting Pipe Vice**

Cast frame and base with mounting holes. Hinged design for easy insertion of pipe into vice. Suitable for electrical conduits and air installations.

Capacity: Ø10-85mm

B

**B AK505****9pc Pipe Flaring Kit**

Suitable for producing single or double flares on copper, brass or thin walled aluminium pipe. Supplied with 2-piece screw-type 45° flare press and seven double flare dies. Packed in tough storage case. Not suitable for steel pipe.

Dies: 3/16", 1/4", 5/16", 3/8", 7/16", 1/2", 5/8"

C

**C AK506****10pc Pipe Flaring & Cutting Kit**

Tubing kit suitable for cutting and flaring copper, brass or thin walled aluminium pipe. Includes screw-type tube cutter with die-cast frame and integral deburring tool. Supplied with 2-piece screw-type 45° flare press and seven double flare dies. Packed in storage case. Not suitable for steel pipe.

Dies: 3/16", 1/4", 5/16", 3/8", 7/16", 1/2", 5/8"

D

Ø4-8.75mm

Premier**D AK8358****250mm Cable Shears**

Hardened and tempered high grade steel shears with dipped handles and precision ground cutting edges. Suitable for cutting, stripping and dismantling. Cuts steel rope, thin steel rod, copper and aluminium wire with ease.

Capacity: Ø4-8.75mm

Length: 250mm

E

Ø0-5mm

**Premier****E AK503****190mm Wire Rope/Spring Cutter**

High carbon steel blades, hardened, tempered and polished. Cuts up to Ø5mm wire rope and Ø1.5mm spring wire. Spring loaded handles with vinyl grip and safety lock.

Capacity: Ø5mm (Wire Rope), Ø1.5mm (Spring Wire)

Length: 190mm


F

Siegen**F S01100****270mm Safety Wire Twister**

Suitable for safety wiring all types of fasteners, caps, drain cocks, valves and electrical connectors.

Capacity: Ø1.5mm

Length: 270mm



A SEE BELOW

Cast Steel Pipe Wrenches - European Pattern

Shell moulded cast steel handles with high quality drop-forged carbon steel jaws. One-piece head design for added strength.

Model No:	Capacity:	Length:
AK5101	Ø9-38mm	200mm
AK5102	Ø9-45mm	250mm
AK5103	Ø9-45mm	300mm
AK5104	Ø13-50mm	350mm
AK5105	Ø13-63mm	450mm
AK5112	Ø13-75mm	610mm
AK5113	Ø13-100mm	915mm



B SEE BELOW

Aluminium Alloy Pipe Wrenches - European Pattern

European pattern pipe wrenches. Gravity cast aluminium alloy handle has the strength of steel but at two thirds the weight. Drop-forged high carbon steel jaws with tool steel spring.

Model No:	Capacity:	Length:
AK5106	Ø9-38mm	250mm
AK5107	Ø9-45mm	300mm
AK5108	Ø13-50mm	350mm
AK5109	Ø13-63mm	450mm
AK5110	Ø13-75mm	610mm
AK5111	Ø13-100mm	915mm



C AK5115

Ø9-38mm Adjustable Multi-Angle Pipe Wrench

Manufactured with a heavy-duty Chrome Molybdenum head and a lightweight aluminium body. Multi-angle feature allows handle to be set at nine different angles, allowing user to work on pipes in the most restricted areas and at the most difficult angles. Fitted with hardened steel jaws which quickly expand up to 38mm(1-1/2").

Capacity:	Ø9-38mm(3/8"-1-1/2")
-----------	----------------------



D AK16371

Ø8-28mm Ratcheting Pipe Cutter

Universal application pipe cutter designed for where access is restricted. Ratchet mechanism allows cutting without having to rotate the tool completely around the tubing. Suitable for the toughest materials including stainless steel pipes.

Capacity:	Ø8-28mm(1/4"-1-1/8")
Replacement Cutting Wheel:	VS16371B
Max. Thickness:	3mm Stainless Steel, 1.5mm Steel



E AK5065

Ø6-28mm 2-in-1 Ratcheting Pipe Cutter

Heavy-duty, professional ratchet pipe cutter. Fitted with ergonomic contoured handle for added grip, ideal for use in confined spaces. 2-in-1 Feature allows ratchet head to be removed for use as a standard hand pipe cutter. Robust ratchet head features fully adjustable blade positioning providing a cutting capacity of Ø6-28mm. Features a hardened and tempered cutting blade which easily cuts through copper, aluminium and brass piping. Fitted with hanging hole.

Capacity:	Ø6-28mm(1/4"-1-1/8")
Replacement Cutting Wheel:	AK5065.B
Maximum Thickness:	1.5mm Copper



F AK83791

200mm Water Pump Pliers

See page 223 for full details.



G AK83801

200mm Quick Release Water Pump Pliers

See page 223 for full details.





A SC127
Rubber Hose Cutter
 ABS body with steel, heat treated blade to hardness of 50-55 HRC.

Capacity:	Ø3-12.7mm
Length:	80mm



B SC128
Hose Cutter
 Composite body with comfort grip handles. Heat treated stainless steel cutting blade.

Capacity:	Ø3-14mm
Length:	115mm



C NEW SC129
Hose Cutter
 Composite body with comfort grip handles. Heat-treated stainless-steel cutting blade. Includes safety lock function.

Capacity:	Ø3-32mm
Length:	200mm



D HCA26
Rubber & Reinforced Hose Cutter
 Powder coated aluminium body. Operates with a simple plier action. Heat treated stainless steel cutting blade. Locking mechanism for safe storage. Suitable for hoses from Ø3-36mm.

Capacity:	Ø3-36mm
Length:	220mm



E HCA25
Rubber & Reinforced Hose Cutter Die-Cast Alloy
 Die-cast zinc alloy body with simple plier action. Suitable for hoses from Ø3-25mm. Simple reversible steel blade hardened and tempered to 50-55 HRC. Supplied in pouch.

Capacity:	Ø3-25mm
Length:	190mm
Replacement Blade:	HCA25/B



F PC41
Plastic Pipe Cutter
 Powder coated aluminium body. Operates with a simple plier action. Ratchet cutting action and quick release mechanism. Heat treated stainless steel cutting blade. Fitted with safety lock and comfort grip handles. Suitable for plastic pipe from Ø6-42mm.

Capacity:	Ø6-42mm
Length:	210mm



G PC40
Plastic Pipe Cutter
 Pistol-type, ratchet action, die-cast aluminium alloy body with heat treated AUS-8 stainless steel blade honed and shaped for smooth cutting action. Ratchet cutting action avoids crushing pipe. Long-life blade suitable for cutting extrusions and pipes. Textured grip with rubber inlay gives added comfort and control.

Capacity:	Ø6-42mm
Length:	210mm
Replacement Blade:	PC40/B



A AK5051

Ø3-32mm Pipe Cutter

Die-cast cutter body with foldaway pipe deburring tool. Smooth action thread with one-piece cutter-slide and hardened alloy steel cutting wheel give excellent results on all types of soft metal tubing.

Capacity: Ø3-32mm(1/8"-1-1/4")
Replacement Cutting Wheels (Pack of 2): AK50581B



B AK5062

Ø10-50mm Pipe Cutter

Heavy-duty die-cast body with hardened steel blade for cutting steel and cast iron pipe. Two wide rollers for extra control with less burring leaving a clean cut.

Capacity: Ø10-50mm(3/8"-2")
Replacement Cutting Wheels (Pack of 2): AK5062/B




C AK5056

Ø15 & Ø22mm Lever Type Tube Bender

Die-cast steel heads suitable for bending copper pipes up to 180°. Long, cranked tubular steel handles allow smooth and fast bending. Supplied with two aluminium guide bars for Ø15 and Ø22mm pipes.

Capacity: Ø15, Ø22mm
Folded Length: 750mm



D HSPT05

Heating System Pressure Tester

Hand operated tester suitable for testing heating system integrity and locating leaks and blockages. Fast, simple and reliable operation. Water filter prevents ingress of debris into the heating system. Rugged construction features rubber bumper on pressure gauge and contoured pump grip.

Capacity: 10L
Maximum Pressure: 60bar



E PTK991

1/2" - 1-1/4" BSPT Pipe Threading Kit

Ratchet type pipe threading kit with cassette style die heads. Lightweight design with four tool-steel cutting bits. Snap-in die cassettes allow fast interchange between pipe sizes. Suitable for iron and stainless steel pipe. Twin ratchet pawl head assembly with free run facility. Supplied in storage case.

Contents: Ratchet Die Stock, Dies; 1/2", 3/4", 1", 1-1/4", 2-Piece Handle



F PTK992

3/8" - 2" BSPT Pipe Threading Kit

Ratchet type pipe threading kit with cassette style die heads. Lightweight design with four tool-steel cutting bits. Snap-in die cassettes allow fast interchange between pipe sizes. Suitable for iron and stainless steel pipe. Twin ratchet pawl head assembly with free run facility. Supplied in storage case.

Contents: Ratchet Die Stock, Dies; 3/8", 1/2", 3/4", 1", 1-1/4", 1-1/2", 2", 2-Piece Handle




G PTK993

1/4" - 1-1/4" BSPT Pipe Threading Kit

Ratchet type pipe threading kit with cassette style die heads. Lightweight design with four tool-steel cutting bits. Snap-in die cassettes allow fast interchange between pipe sizes. Suitable for iron and stainless steel pipe. Twin ratchet pawl head assembly with free run facility. Supplied in storage case.

Contents: Ratchet Die Stock, Dies; 1/4", 3/8", 1/2", 3/4", 1", 1-1/4", #2 10-60mm Pipe Cutter, 1" Bent Nose Pipe Wrench, 0.1mm x 26mm x 20m Teflon Tape, 2-Piece Handle, Water Pump Pliers

230V

**A-C SEE BELOW****Soldering Irons**

Class 1 electrically insulated soldering irons with cool grip handle which stays comfortable during prolonged use. Fitted with replaceable soldering tip. Includes 1.5m cable with 3-pin plug.

Model No:	Power Rating:
A SD30	30W
B SD40	40W
C SD100	100W

Replacement Soldering Tips - To order use Model No. as prefix, followed by /ST for Straight or /CT for Curved, with an additional 7 for Model No. SD100 (e.g. SD30/ST, SD40/ST, SD100/ST7).

230V

Premier**D-E SEE BELOW****Professional Soldering Irons - Dual Wattage**

Ergonomic handle design with comfortable grip, LED indicator and 3-position switch. Dual wattage settings allow the user to carry out work requiring different temperatures. Fitted with high quality long-life tip suitable for lead-free soldering and 1.3m cable with 3-pin plug. Features knurled collar for quick and convenient tip replacement. Supplied with metal stand.

D Model No:	SD1530
Power Rating:	15/30W
Replacement Tip:	SD1530/T
E Model No:	SD4080
Power Rating:	40/80W
Replacement Tip:	SD4080/T

F

230V

**F SD200****100W Soldering Gun Kit**

Pistol type, instant heat soldering gun with trigger control and tip illumination. Fitted with 1.5m cable and 3-pin plug. Supplied with 10g coil of general-purpose solder. Includes one spare tip.

Replacement Tips (Card of 2):	SD02
-------------------------------	------

G


230V

**G SD300K****8pc Soldering Gun/Iron Kit**

Comprehensive soldering kit comprising a 100W instant heat soldering gun, a 30W soldering iron with stand, a third hand support, solder sucker, scraper/probe, spare soldering tips and a roll of flux-cored solder wire. Soldering irons fitted with 3-pin plugs. Supplied in storage case.


H

12V


**H SD1240****40W/12V Soldering Iron**

High quality heater element for thermal stability. Supplied with replaceable soldering tips- chisel and pointed. Ultra-slim textured handle for added grip and comfort. Includes two insulated crocodile clips with 1.5m cable.

Power Rating:	40W
---------------	-----

I**I SD151****Solder Sucker**

Aluminium/composite construction suitable for sucking excess solder from joints and components. Push-button operation. Fitted with hard-wearing Teflon® tip.

J**J SW20****Lead-Free Soldering Wire Dispenser Tube**

Tube of flux-cored lead-free wire for general purpose soldering.

Size:	10g
-------	-----

A

230V



A SD250K Professional Soldering Kit

Comprehensive soldering kit featuring a 30/100W dual powered pistol type soldering gun. Features a boost trigger function to increase temperature from 120°C to 250°C. Also fitted with an ergonomic handle, LED indicator light, 1.5m cable and 3-pin plug. Supplied in rigid storage case with soldering wire, solder sucker, workpiece stand and soldering iron stand.

Contents: 30/100W Dual Powered Pistol Type Soldering Gun, Soldering Wire, Solder Sucker, Metal Safety Stand with Cleaning Sponge

Temperature Range: 120°C-250°C

B

Premier



B SDL6 6W Rechargeable Soldering Iron

Ideal for multiple applications including automotive soldering in-and-around engine bays. Much safer than using conventional gas powered soldering irons. Powered using Lithium-ion battery technology which enables faster heating times and improved battery life. Heats up to maximum temperature in 25 seconds. Unit is charged and stored in the base and is supplied with a mains charger.

Power Rating:	6W
Maximum Temperature:	510°C
Charging Time:	3-4hr
Operating Time:	90min
Battery:	3.7V 2.6Ah Lithium-ion
Replacement Soldering Tips:	
Conical Tip:	SDL6.CT
Flat Chisel Tip:	SDL6.FT

C



D



D

C-D SEE BELOW Mini Robot Soldering Stands with Magnifier

Ideal for awkward jobs where a third hand is needed. Cast steel base for extra stability. Fitted with two fully articulated crocodile clamps.

Model No:	C SD150	D SD150H
Diameter:	Ø60mm	Ø90mm
Iron Holder:	No	Yes


B



B



E



E SWD1 Soldering Wire Dispensing Stand

Steel construction supports sizes of wire up to 1kg. Features soldering wire guide and smooth reel action for improved work efficiency. Fitted with sheathed soldering iron holder for storing iron even when hot. Supplied with soldering sponge.


Size (H x W x D): 145 x 120 x 115mm



A SDL7
8W Rechargeable Soldering Iron

Professional Lithium-ion cordless soldering iron. Ideal for multiple applications including automotive soldering in-and-around engine bays. Heats up to working temperature in 25 seconds. Integral LED worklights (x2). Auto-shut-off after 10mins. Unit features a sturdy base stand and is supplied with a mains charger. Maximum Temperature: 450°C.

Power Rating:	8W
Maximum Temperature:	450°C
Charging Time:	3hr
Operating Time:	50min
Battery:	4V 1.5Ah Lithium-ion



B SDL11
30W Rechargeable Soldering Iron Kit

Cordless and lightweight soldering iron. Integral LED to illuminate soldering area in low light areas such as engine bays. Kit includes standard, chisel and heat shrink tips as well as cleaning sponge, solder, stand and USB charging lead. Heats up to a maximum temperature of 600°C and has a 40 minute working time.

Power Rating:	30W
Maximum Temperature:	600°C
Charging Time:	3.5hr
Operating Time:	40min
Battery:	2.5Ah Lithium-ion



C SDL10
12W Rechargeable Soldering Iron

Cordless and lightweight soldering iron. Integral LED to illuminate soldering area in low light areas such as engine bays. Heats up to a maximum temperature of 600°C and has a 40 minute working time.

Power Rating:	12W
Maximum Temperature:	600°C
Charging Time:	3.5hr
Operating Time:	40 Minutes
Battery:	2.5Ah Lithium-ion

D SDL12
8W USB Soldering Iron

Heats up to working temperature in just 15 seconds. Compact and lightweight design makes this device extremely portable. Ideal device for welding circuit boards and hobbyist soldering. Maximum temperature of 400°C.

Power Rating:	8W
Maximum Temperature:	400°C

E SDL13
8W USB 3D Print Finishing Tool/Plastic Welder

Heats up to working temperature in just 15 seconds. Compact and lightweight design makes this device extremely portable. Ideal device for working with plastic or 3D printed items. Maximum temperature of 400°C.

Power Rating:	8W
Maximum Temperature:	400°C

A



Premier

A AK2953

7pc Micro Butane Torch Soldering Kit

Portable and lightweight, suitable for heating, soldering and shrinking plus many other applications. Powered by Butane (lighter fuel) and features an adjustable heat control ranging up to 1300°C. Fitted with retractable stand. Requires separate ignition. Supplied in storage case.

Contents: Soldering Torch, Hot Air Nozzle, Soldering Head, Soldering Tips (x3), Soldering Wire, Soldering Sponge

B

Premier



B SD400K

Professional Soldering/Heating Kit

Comprehensive soldering/heating kit ideal for any handyman, enthusiast or electrician. This kit includes a variety of necessary tools and accessories for a range of applications. Features a high powered soldering, heating and shrinking torch with piezoelectric ignition. Also includes a pack of varied size heat shrinks and high quality electrical shears. Supplied in storage case.

Contents: Soldering Torch, Tips (x3), Hot Air Nozzle, Deflector Nozzle, Hot Knife, 115mm Side Cutters, Electrical Shears, 3mm De-soldering Braid, Wire Stripper/Cutter/Crimper with Wire Guide, Heat Shrink Pack; 1.5, 2.5, 3, 5, 6mm



C



C AK2933

Electronic Micro Soldering Torch

Piezoelectric ignition with 1300°C burner flame adjustable from 12 to 35mm. Fitted with safety lock and continuous use switch for easy operation. Standard fill gives approximately 30 minutes continuous operation. Powered by Butane (lighter fuel).

D

Premier



D AK2961

Professional Soldering/Heating Torch

High quality, lightweight torch. Suitable for heating, soldering and shrinking. Powered by butane (lighter fuel) and features a piezoelectric ignition switch. Supplied with an anti-ignition cap and features an adjustable gas/flame control. Torch is fitted with a retractable stand.

E



Premier

E AK2962

Professional Soldering/Heating Kit

High quality, lightweight torch kit. Suitable for heating, soldering and shrinking. Powered by butane (lighter fuel) and features a piezoelectric ignition switch. Supplied with an anti-ignition cap and features an adjustable gas/flame control. Torch is fitted with a retractable stand.

Contents: Soldering Torch, Hot Air Nozzle, Deflector Nozzle, Soldering Head, Soldering Tips (x3), Hot Knife Tip, Soldering Sponge, Solder Wire

F



F AK404

Cassette Lighter Gas Torch

Ingenious design converts standard lighter into piezoelectric soldering torch. Produces flame of approximately 1300°C. Suitable for a variety of general purpose uses from soft soldering to lighting the barbecue.

Contents: Cassette Lighter Gas Torch, Refillable Lighter

**A SD001****80W Soldering Iron**

Ergonomic design reduces hand fatigue. 5-Position temperature LED display. Built-in PID system. Auto-sleep after 10 minutes and auto-shutdown after 20 minutes. Includes 1.5m cable with 3-pin plug. Replacement soldering tips available.

Power Rating: 80W

B SD002**80W Digital Soldering Iron**

Ergonomic design reduces hand fatigue. Nine preset temperature LCD display. Built-in PID system. Auto-sleep after 10 minutes and auto-shutdown after 20 minutes. Includes 1.5m cable with 3-pin plug. Replacement soldering tips available.

Power Rating: 80W

C**50W 230V****C SD003****50W Soldering Station**

50W Soldering Station with rapid heat up. MCU controlled temperature using a PID system. Maintains temperatures between 200-480°C. Supplied with soldering sponge and soldering iron stand. Includes 1.5m cable with 3-pin plug. Replacement soldering tips available.

Supply/Power: 230V/50W

Frequency: 50Hz

Heating Element Voltage: 24V AC


Temperature Stability: $\pm 2^{\circ}\text{C}$ (in still air, no-load)

Temperature Accuracy: $\pm 10^{\circ}\text{C}$

Temperature Range: 200-480°C(392-896°F)

Tip-to-Ground Resistance: $< 2\Omega$

Tip-to-Ground Voltage: $< 2\text{mV}$

**D-E SEE BELOW**
Soldering Tips

Long-life soldering tips.

Model No: SD001ST SD003ST

Suitable For: SD001, SD002 SD003, SD004, SD005

**F SD004****60W Soldering Station**

60W Soldering Station with rapid heat up. MCU Controlled temperature calibration. LCD Display screen showing current temperature and settings. User-friendly menu. Maintains temperatures between 150-450°C. Capable of presetting three frequently used temperatures. Supplied with soldering sponge and soldering iron stand. Includes 1.5m cable with 3-pin plug. Replacement soldering tips available.

Supply/Power: 230V/60W

Frequency: 50Hz

Heating Element Voltage: 24V AC

Temperature Stability: $\pm 2^{\circ}\text{C}$ (in still air, no-load)

Temperature Accuracy: $\pm 10^{\circ}\text{C}$

Temperature Range: 150-450°C(302-842°F)

Tip-to-Ground Resistance: $< 2\Omega$

Tip-to-Ground Voltage: $< 2\text{mV}$

**G SD005****80W Soldering Station**

80W Soldering Station with rapid heat up. MCU Controlled temperature calibration. LCD Display screen showing current temperature and settings. User-friendly menu. Maintains temperatures between 150-480°C. Capable of presetting three frequently used temperatures. Supplied with soldering sponge and soldering iron stand. Includes 1.5m cable with 3-pin plug. Replacement soldering tips available.

Supply/Power: 230V/80W

Frequency: 50Hz

Heating Element Voltage: 26V AC

Temperature Stability: $\pm 2^{\circ}\text{C}$ (in still air, no-load)

Temperature Accuracy: $\pm 10^{\circ}\text{C}$

Temperature Range: 150-480°C(302-896°F)

Tip-to-Ground Resistance: $< 2\Omega$

Tip-to-Ground Voltage: $< 2\text{mV}$



60W
230V

A SD006
60W Soldering Station

60W Soldering station with rapid heat up. MCU Controlled temperature calibration. LCD Display screen showing current temperature. Maintains temperatures between 50-480°C. Supplied with soldering sponge and soldering iron stand. Includes 1m cable with 3-pin plug.

Supply/Power:	230V/60W
Frequency:	50Hz
Heating Element Voltage:	24V AC
Temperature Range:	50-480°C(122-896°F)



300W
230V

B SD007
300W Hot Air Rework Station

300W Hot air rework station with automatic cooling system. LED digital display, showing current temperature and status. MCU confirms fast heat up, accurate and stable control on temperature. Temperature Range of 100-500°C. Suitable for de-soldering work on various components such as SOIC, CHIP, QFP, PLCC and BGA. Includes three nozzles. Includes 1m cable with 3-pin plug.

Supply/Power:	230V/300W
Frequency:	50Hz
Temperature Range:	100-500°C(212-932°F)



A



C

C SEE BELOW
Solder Wire Quick Flow 40/60

Quick flow solder with a unique resin 'core' making it suitable for brass and copper. Precision wound solder wire dedicated for manual (hand soldering), automated and high speed soldering applications. For strong joints and reliable connections. See page 1124 for more details.

Model No's:	SOL10, SOL16, SOL18, SOL22
-------------	----------------------------



48W
230V

D SD008
48W Soldering Station

48W Soldering station with rapid heat up. Variable temperature control. Maintains temperatures between 160-480°C. Supplied with a metal soldering iron stand, tip sponge and replaceable tip. Includes 1m cable with 3-pin plug.

Supply/Power:	230V/48W
Frequency:	50Hz
Heating Element Voltage:	230V AC
Temperature Range:	160-480°C(320-896°F)

**A AK293****Micro Butane Soldering Torch**

Piezoelectric ignition with ceramic burner head for simple operation and long-life. 1300°C Burner flame adjustable from 12 to 35mm. Includes bench stand for hands-free operation. Standard fill gives approximately 1 hour continuous operation. Powered by Butane (lighter fuel).

**D AK4042****Micro Butane Heating Torch**

Professional micro design featuring piezoelectric ignition. Fitted with anti-ignition cap to prevent accidental operation. Unit produces flame of up to 1300°C and will operate for up to 30 minutes on a single fill. Features adjustable flame control and continuous flame switch. Powered by Butane (lighter fuel).

**E AK4041****Micro Butane Heating Torch**

Stylish design with piezoelectric ignition. Produces a flame of approximately 1300°C. Powered by Butane (lighter fuel) and when full can produce a flame for up to 30 minutes (not to be used continuously for more than 5 minutes). Suitable for use in extreme weather conditions. Ideal for soft soldering, camping, household repairs and a variety of general-purpose uses. Supplied with key chain.

**B AK2932****Heavy-Duty Butane Soldering Torch**

Heavy-duty butane powered heating and soldering torch. Fitted with piezoelectric ignition with anti-flare burner, ignition lock and continuous flame switch. Produces an adjustable flame with a maximum temperature of 1300°C and will operate on a single fill for up to 75 minutes.

**C AK2935****Butane Hot Air Gun 450/550°C**

Heavy-duty butane powered hot air gun. Fitted with piezoelectric ignition with anti-flare burner, ignition lock and continuous flame switch. Produces an adjustable flame with a maximum temperature of 550°C and will operate on a single fill for up to 3 hours. Suitable for numerous automotive applications. Supplied with a deflector nozzle ideal for use with heat shrink tubing and concentrator nozzle for use when paint stripping. Includes integrated hands-free collar.

**F AK2946****8pc Butane Heating/Soldering Torch Kit**

Portable and lightweight torch with piezoelectric start. Features adjustable heating control ranging up to 450°C (approximately). Removable solder tip transforms torch into burning flame heat source. Includes a variety of nozzles for various applications including a flameless heat source adaptor. Safety cap for storage. Sponge cleaning tray and small roll of solder wire. Suitable for heating, soldering and shrinking. Powered by Butane (lighter fuel). Supplied in storage case.

Contents: Butane Solder Torch, Deflector Nozzle, Solder Tips (x3), Hot Knife Tip, Sponge Stand, Safety Cap, Solder Wire, Spanner

A

Premier



A AK2970

3-in-1 Butane Indexing Soldering Iron

3-in-1 Device that can be used for heating, soldering and shrinking. Fitted with indexing head for three different positions as well as magnetic stand. Powered by butane (lighter fuel) and features a piezoelectric ignition switch. Viewing window at bottom of device to monitor fuel. Flame temperature 1300°C, soldering temperature 450°C and hot air temperature of 600°C (approximately). 60-75 Minute run time with 30ml fuel capacity.

Height: 260mm



45°, 90° & 175° positions.

B NEW



45°, 90° & 180° positions.



Premier

B AK2972

Heavy-Duty Butane Indexing Soldering Torch

Piezoelectric ignition with anti-flare burner, safety lock and continuous flame switch. Fitted with three position indexing head as well as magnetic stand for hands-free operation. Adjustable flame with a maximum temperature of 1300°C. 45-60 Minute run time with 35ml fuel capacity. Powered by butane (lighter fuel).

Height: 210mm

C NEW

Premier



C AK2971

3-in-1 Butane Indexing Soldering Iron Kit

One of a comprehensive range of Premier Hand Tools, suitable for daily professional use. 3-in-1 Device that can be used for heating, soldering and shrinking. Fitted with indexing head for three different positions as well as magnetic stand. Powered by butane (lighter fuel) and features a piezoelectric ignition switch. Viewing window at bottom of device to monitor fuel. Flame temperature 1300°C, soldering temperature 450°C and hot air temperature 600°C (approximately). 60-75 Minute run time with 30ml fuel capacity. Kit Includes; soldering iron, chisel tip, anvil tip, needle tip, hot knife, deflector nozzle, lead free solder, cleansing sponge and tip holder.

Temperature Range: 450-1300°C

D NEW

Premier



D AK2973

Micro Butane Heating Torch

Professional micro design featuring piezoelectric ignition. Fitted with automatic safety lock. Unit produces flame of up to 1300°C and will operate for up to 45 minutes on a single fill. Features adjustable flame control and continuous flame function. Powered by Butane (lighter fuel).

Height: 100mm

A NEW



Premier

(Gas canister not included)



A AK2958

3-In-1 Interchangeable Propane Torch Set

Supplied with three interchangeable heads: pin-point flame, soft flame and swirling flame, suitable for a range of soldering and brazing jobs. Fitted with heavy duty piezoelectric ignition, safety lock and continuous flame switch. Precision heat control with fine gas pressure adjustment. Suitable for CGA600 propane gas fuel types. Flame temperature: 1800°C to 2200°C. Cost effective alternative to oxyacetylene torches. Supplied in storage tray.

B



(Gas canister not included)



Premier

B AK2957

Maxi Butane Heating Torch

Impact resistant, contoured grip torch with stainless steel burner nozzle for professional use. Anti-flare feature enables use of the gun at any angle - even upside-down. 1300°C Maximum flame temperature. Piezoelectric ignition for ease-of-use. Accepts standard Butane self-sealing cartridges (not included).

B



C

7pc



D

14pc



C LPT7

7pc Propane Torch Kit

Suitable for heating and soldering. Control set includes gas valve and rapid flame control. Simply set the minimum flame level and by activating the rapid flame control, the intensity of the flame is instantly adjusted. Supplied with 2m rubber hose, propane regulator and selection of nozzles in metal storage case.

Nozzles: Mini Jet Nozzle, Small Jet Nozzle, Ø23mm Pipe Heating Nozzle

D LPT14

14pc Propane Torch Kit

Suitable for heating and soldering. Includes two control sets with gas valve and rapid flame control. Simply set the minimum flame level and by activating the rapid flame control, the intensity of the flame is instantly adjusted. Supplied with 2m rubber hose, propane regulator and selection of nozzles in metal storage case.

Nozzles: Medium Jet Nozzle, Large Jet Nozzle, Ø23mm Pipe Heating Nozzle, Soldering Iron, Heating Nozzles (Small, Medium & Large), Fan Nozzle, Nozzle Extension Tubes; 100mm, 270mm

E



(Gas canister not included)



Premier

E AK2955

Micro Butane Soldering/Heating Torch

Compact, high capacity burner head with push-button piezoelectric ignition. 1750°C Adjustable burner flame size gives wide application possibilities. Ideal for occasional plumbing tasks where space may be limited. Accepts standard Butane self-sealing cartridges (not included).

A



A AK2018

3-in-1 Metal, Voltage & Stud Detector

Combined unit to accurately detect live or dead electricity cables, water or gas pipes and wooden studs or battens with ease. Powered by a 9V battery (supplied) the detector will, with a red and green LED display and an audible signal, show the presence of metal, electricity and wooden studs or battens.

B



B AK7061

Heavy-Duty Staple & Brad Nail Gun

3-in-1 Staple and nail gun. Fitted with adjustable power control and staple remover. Features removable sole plate for easy clearance of blockages. Supplied with starter pack of 1500 nails and staples. Suitable for a wide range of applications. Supplied in storage case.

Crown Size:	9.5mm
Application/Fixing Sizes:	
Staples:	4, 6, 8, 10, 12, 14mm
Hoop Staples:	10, 12mm
Brad Nails:	10, 12, 14mm

C

Premier



C AK1998

80-1000V Non-Contact Voltage Detector

Non-contact voltage detector with LED/audible indication. Designed for quickly identifying wire and cable breaks as well as detecting voltage in fuses, cables, switches, outlets, lighting fixtures and many more. Features two selectable voltage settings, low voltage ranges from 80V and high voltage from 220V. Ideal for microwave applications and phase detection in sockets. Requires 2 x AAA batteries (not included).

Display:	Green LED
Voltage Range:	80-1000V
Frequency Range:	50-60Hz
Overvoltage Category:	CATIII
Operating Temperature:	0°C to +40°C at RH <80%
Dimensions:	26 x 22 x 160mm

D SEE BELOW

Staples, Hoops & Nails for AK7061

A selection of replacement staples, hoops and nails for Sealey and other popular brands.



Model No:	Type/Size:	Pack Qty:
AK7061/8	Staples/6mm	500
AK7061/9	Staples/8mm	500
AK7061/2	Staples/10mm	500
AK7061/3	Staples/12mm	500
AK7061/4	Staples/14mm	500
AK7061/1	Nails/10mm	500
AK7061/5	Nails/12mm	500
AK7061/7	Nails/14mm	500
AK7061/6	Hoops/12mm	500

B



E




HEAVY DUTY

E AK707

Heavy-Duty Staple Remover

Easily removes heavy-duty staples. Large footprint minimizes the risk of surface damage. Ergonomic handle.

F



F-G SEE BELOW

Mains Testers

VDE Approved mains voltage testers with screwdriver blade. Fully insulated with moulded transparent plastic handle and blade sheath.

	F	G
Model No	AK1990	AK1991
Testing Range:	100-250V	100-250V
Length:	140mm	190mm

C



A SEE BELOW**Spirit Levels**

Extruded 0.9mm aluminium box section level. Powder coated for corrosion resistance. Accuracy 1mm in 1m (0.057°). These models include UV resistant and shockproof vials, one horizontal with side view, one vertical and one 45°. Base with precision milled face.

Model No:	Length:
AK9860	600mm
AK9861	900mm
AK9862	1200mm

**B SEE BELOW****Spirit Levels - Ribbon Box**


1mm Aluminium ribbed box section level. Powder coated for corrosion resistance. Accuracy 1mm in 1m (0.057°). These models include UV resistant and shockproof vials, one horizontal with side view, one vertical and one 45°. Base with precision milled face.

Model No:	Length:
AK9863	600mm
AK9864	900mm
AK9865	1200mm

**C SEE BELOW****Spirit Levels - Box Beam**

1mm Aluminium box beam section level. Powder coated for corrosion resistance. Accuracy 1mm in 1m (0.057°). These models include UV resistant and shockproof vials, one horizontal with side view, one vertical and one 45°. Precision milled face on top and bottom.

Model No:	Length:
AK9866	600mm
AK9867	900mm
AK9868	1200mm

**D****Siegen****D S0765****2pc Composite Pegboard Set**

Wall-mounting quality composite pegboard. Supplied with an 18pc assorted hook set. Additional hook assortment available, Model No. S0766.

Overall Size (H x W):	495 x 615mm
Individual Board Size (H x W):	495 x 305mm
30pc Additional Hook Assortment Set:	S0766



Tools not included.

E NEW**E SEE BELOW****87m Braided Nylon Brick Lines**

87m Long. Ideal for indoor or outdoor use, such as crafting, gardening, masonry and marking. Doesn't absorb water, reduces the likelihood of the line breaking. Provides high visibility, so it can be used in a number of conditions. Braided nylon provides a strong, durable line.

Model No:	Colour:	Length:
BLY1	Yellow	87m
BLP1	Pink	87m





Premier

Magnetic
Class II Accuracy
Metric/Imperial Scale

A-D SEE RIGHT

Professional Tape Measures

Manufactured using ABS or chrome bodies fitted with cushioned grips. Fitted with 25mm wide nylon coated blade maximizing strength. Metric/Imperial rule with 16" and 19.2" stud centre marking for framing work. Class II accuracy. Features double edged end hook designed to grab on top or bottom for versatility. Fitted with powerful double magnets, lanyard and belt clip.

Model No:	Body Type:	Tape Length:	Tape Width:
A SMT5P	Chrome	5m(16ft)	25mm
B SMT8P	Chrome	8m(26ft)	25mm
C SMT5H	ABS	5m(16ft)	25mm
D SMT8H	ABS	8m(26ft)	25mm



E

Metric/Imperial Scale

E SEE BELOW

Auto Lock Tape Measures - Metric/Imperial

High-visibility composite case with rubber cover, wrist strap and belt clip. 16mm Steel blade with Metric and Imperial scales. For ease of use the extended blade is automatically locked and a press-button controls rewind.

Model No:	Tape Length:	Tape Width:
AK993	3m(10ft)	16mm
AK994	5m(16ft)	19mm
AK995	7.5m(25ft)	25mm



F

Metric/Imperial Scale


Triple Blade Locks

F SEE BELOW

Tape Measures - Metric/Imperial

High-visibility composite case with rubber cover, wrist strap and belt clip. Steel blade with Metric and Imperial scale and magnetic tip. Strong rewind mechanism with slide-button lock and side and base mounted push-button locks for added versatility.

Model No:	Tape Length:	Tape Width:
AK988	3m(10ft)	16mm
AK989	5m(16ft)	19mm
AK990	7.5m(25ft)	25mm



Double edged end hook designed to grab on top or bottom. Also fitted with powerful double magnets.

A-D

H AK962EV

0-150mm(0-6") Digital Vernier Caliper

Hardened and tempered stainless steel digital caliper with satin finish. Large LCD display with 11mm high figures for ease of reading. Metric and Imperial calibration with conversion between the two. Zero setting control allows for comparative measurement. Supplied in storage case.

Range:	0-150mm(0-6")
Resolution:	0.01mm(0.0005")
Accuracy <100mm:	±0.02mm(0.001")
Accuracy >100mm:	±0.03mm(0.001")
Battery:	1xLR44 (supplied)



H MM & IMP



G

Metric/Imperial Scale

Triple Blade Locks

G AK98912

5m(16ft) x 19mm Tape Measures Display Box of 12 - Metric/Imperial

High-visibility composite case with rubber cover, wrist strap and belt clip. Steel blade with Metric and Imperial scale and magnetic tip. Strong rewind mechanism with slide-button lock and push-button locks on side and base.

Tape Length/Width:	5m(16ft)/19mm
Tape Quantity:	Display Box of 12 (AK989)

JACKING & LIFTING

 [back to Section List](#)



Air Jacks
290-292

Arbor Presses
326

Axle Stands & Support Stands
296-301

Beam Clamps & Trolleys
324

Bottle Jacks
292-295

Car Ramps
304-307

Chain Blocks
325

Creepers & Seats
333-336

Engine Cranes
316-319

Engine Stands & Supports
320-321

Exhaust Support
320

Farm Jacks
304

JACKING & LIFTING

 [back to Section List](#)

Forklift/Tractor Jack
292

Transmission Jacks
310-315

Gantry Cranes
322

Trolley Jacks
276-286

Hydraulic Presses
326-331

Vehicle Lifts
306-307

Jack Pads
288-289

Wheel Chocks
302-303


Jacking Beams
308-309

Wheel Trolleys
287

Lever Hoists
325

Workshop Stools
332

Power Hoists
323



B-C SEE BELOW

2 Tonne Short Chassis Trolley Jacks

Steel chassis with welded castor supports and one-piece hydraulic unit. Fitted with overload valve, carry handle and finger cover for extra safety. Suitable for the hobby user or as an emergency mobile jack. Includes one-piece pumping handle. Model No. 1050CXD is supplied in tough storage case to keep dirty jack away from contents of car boot.

A 1015CX

1.5 Tonne Short Chassis Trolley Jack

Steel chassis with welded castor supports and one-piece hydraulic unit. Fitted with overload valve, carry handle and finger cover for extra safety. Suitable for the hobby user or as an emergency mobile jack. Includes one-piece pumping handle.



E-F SEE BELOW

2 Tonne Short Chassis Hi-Vis Trolley Jacks

Steel chassis with welded castor supports and one-piece hydraulic unit. Fitted with overload valve, carry handle and finger cover for extra safety. Suitable for the hobby user or as an emergency mobile jack. Includes one-piece pumping handle. Model No. 1050CXDHV is supplied in tough storage case to keep dirty jack away from contents of car boot.

D 1100CXD

2 Tonne Short Chassis Trolley Jack with Storage Case

Steel chassis with welded castor supports and one-piece hydraulic unit. Fitted with overload valve and finger cover for extra safety. At just 12kg this unit is ideal for the serious enthusiast or as an emergency mobile jack. Includes an integral carry handle and one-piece pumping handle. Supplied in tough carry/storage case to keep dirty jack away from contents of car boot.

	A	B	C	D	E	F
Model No:	1015CX	1050CX	1050CXD	1100CXD	1050CXHV	1050CXDHV
Capacity:	1.5 Tonne	2 Tonne	2 Tonne	2 Tonne	2 Tonne	2 Tonne
Minimum Saddle Height:	130mm	130mm	130mm	130mm	130mm	130mm
Maximum Saddle Height:	300mm	330mm	330mm	380mm	330mm	330mm
Maximum Chassis Height:	120mm	126mm	126mm	132mm	126mm	126mm
Length:	415mm	450mm	450mm	531mm	450mm	450mm
Weight:	7kg	8.6kg	8.6kg	12.1kg	8.6kg	8.6kg
Optional Rubber Jack Pad:	JP21	JP21	JP21	n/a	JP21	JP21

G-H

1 Tonne

1.5 Tonne



G-H SEE BELOW

Heavy-Duty Scissor Jacks

Fine rolled thread and precision made thrust bearing for long-life and smooth operation.

	G	H
Model No:	57M	58M
Capacity:	1 Tonne	1.5 Tonne
Minimum Height:	90mm	100mm
Maximum Height:	325mm	375mm
Closed Length:	373mm	405mm

I

700kg



I HSJ07

700kg Hydraulic Scissor Jack

Scissor jack fitted with a hydraulic unit to provide the space-saving properties of a conventional scissor jack with the convenience of a trolley jack. The hydraulic unit greatly reduces the time and effort taken to raise a vehicle compared to a standard scissor jack. Suitable for the hobby user or as an emergency mobile jack. Includes one-piece pumping handle. Supplied in storage case to keep dirty jack away from contents of car boot.

Capacity:	700kg
Minimum Height:	139mm
Maximum Height:	380mm
Closed Length:	382mm



For a video demonstrating 'How to Bleed a Trolley Jack', please visit www.sealey.co.uk.



2 Tonne
LOW PROFILE
85mm

A-D SEE RIGHT

2 Tonne Low Profile Short Chassis Trolley Jacks

Heavy-duty chassis with strengthening flanges along the top edge for extra torsional rigidity under load. Profiled lifting arm allows low clearance height of just 85mm making this unit suitable for sports and custom cars. Fitted with heavy-duty one-piece hydraulic unit with pump-through action preventing handle locking at maximum ram extension. White saddle aids positioning under vehicle and safety valve prevents overloading.

	A	B	C	D
Model No:	1020LEB	1020LEHV	1020LEO	1020LE
Colour:	Blue	Hi-Vis Green	Orange	Red
Capacity:	2 Tonne	2 Tonne	2 Tonne	2 Tonne
Minimum Saddle Height:	85mm	85mm	85mm	85mm
Maximum Saddle Height:	385mm	385mm	385mm	385mm
Maximum Chassis Height:	133mm	133mm	133mm	133mm
Length:	563mm	563mm	563mm	563mm
Weight:	12kg	12kg	12kg	12kg



2 Tonne

LOW PROFILE
85mm

E 1020LEBBAGCOMBO

2 Tonne Low Profile Short Chassis Trolley Jack & Accessories Bag Combo - Blue

You may also refer to the individual Model No's for full specification.

Contents: 1020LEB, AP600JB, AS2000F, WCF01, S0472



2 Tonne

LOW PROFILE
85mm

F 1020LEHVBAGCOMBO

2 Tonne Low Profile Short Chassis Trolley Jack & Accessories Bag Combo - Hi-Vis Green

You may also refer to the individual Model No's for full specification.

Contents: 1020LEHV, AP600JB, AS2000F, WCF01, S0472



2 Tonne

LOW PROFILE
85mm

G 1020LEOBAGCOMBO

2 Tonne Low Profile Short Chassis Trolley Jack & Accessories Bag Combo - Orange

You may also refer to the individual Model No's for full specification.

Contents: 1020LEO, AP600JB, AS2000F, WCF01, S0472



2 Tonne

LOW PROFILE
85mm

H 1020LEBAGCOMBO

2 Tonne Low Profile Short Chassis Trolley Jack & Accessories Bag Combo - Red

You may also refer to the individual Model No's for full specification.

Contents: 1020LE, AP600JB, AS2000F, WCF01, S0472



A 2180LE
2 Tonne Low Profile Short Chassis Trolley Jack with 180° Handle

Heavy-duty chassis with strengthening flanges along the top edge for extra torsional rigidity under load. Fitted with innovative 180° turning handle to allow you to jack the car up even in tight spaces. Profiled lifting arm allows low clearance height of just 100mm making this unit suitable for sports and custom cars. Fitted with heavy-duty one-piece hydraulic unit with pump-through action preventing handle locking at maximum ram extension. Optional Jack Pad Model No. JP21.

Capacity:	2 Tonne
Minimum Saddle Height:	100mm
Maximum Saddle Height:	350mm
Maximum Chassis Height:	145mm
Length:	490mm
Weight:	12kg



B 1050CXLE
2 Tonne Low Profile Short Chassis Trolley Jack

Steel chassis with welded castor supports and one-piece hydraulic unit. Fitted with overload valve, carry handle and finger cover for extra safety. Profiled lifting arm allows low clearance height of just 90mm making this unit suitable for sports and custom cars. Suitable for the hobby user or as an emergency mobile jack. Includes one-piece pumping handle.

Capacity:	2 Tonne
Minimum Saddle Height:	90mm
Maximum Saddle Height:	340mm
Maximum Chassis Height:	125mm
Length:	508mm
Weight:	9.8kg



C 1025HL
2.25 Tonne High Lift SUV Trolley Jack with Super Rocket Lift

Ideal for the garage or serious enthusiast. Suitable for 4x4s, SUVs, cars or light commercial vehicles which require high ground clearance. Super Rocket Lift feature brings lifting arm into contact with jacking point in minimal strokes. Strong double rolled chassis. Also suitable for loading bodyshop chassis jigs.

Capacity:	2.25 Tonne
Minimum Saddle Height:	150mm
Maximum Saddle Height:	535mm
Maximum Chassis Height:	180mm
Length:	720mm
Weight:	21.5kg



D 1153CX
3 Tonne Long Reach Heavy-Duty Trolley Jack

Long reach, high capacity, portable garage jack for serious hobby or recovery vehicle use. Tough pump bracket and heavy-duty one-piece hydraulic unit with safety overload valve. Supplied with one-piece pumping handle with rubber grip.

Capacity:	3 Tonne
Minimum Saddle Height:	140mm
Maximum Saddle Height:	432mm
Maximum Chassis Height:	165mm
Length:	625mm
Weight:	19kg



E 1153CXHV
3 Tonne Long Reach Heavy-Duty Trolley Jack - Hi-Vis

Long reach, high capacity, portable garage jack for serious hobby or recovery vehicle use. Supplied in Hi-Visibility green for easy location and visual safety. Tough pump bracket and heavy-duty one-piece hydraulic unit with safety overload valve. Supplied with one-piece pumping handle with rubber grip.

Capacity:	3 Tonne
Minimum Saddle Height:	140mm
Maximum Saddle Height:	432mm
Maximum Chassis Height:	165mm
Length:	625mm
Weight:	19kg



F 1153SUV
3 Tonne Long Reach High Lift SUV Trolley Jack

Long reach, high capacity, portable garage jack for serious hobby or recovery vehicle use. Suitable for SUVs, cars or light commercial vehicles which require high ground clearance. Tough pump bracket and heavy-duty one-piece hydraulic unit with safety overload valve. Adjustable saddle height for use with vehicles that require a higher lifting range. Supplied with one-piece pumping handle with rubber grip.

Capacity:	3 Tonne
Minimum Saddle Height:	192mm
Maximum Saddle Height:	533mm
Maximum Chassis Height:	160mm
Length:	625mm
Weight:	19kg



A 3290CX
3 Tonne Standard Chassis Trolley Jack

Single-piece hydraulic unit. Integral American cog-type release mechanism and long 2-piece handle to reduce operator effort. Heavy-duty castors and large saddle design ease positioning under vehicle. Fitted with safety overload valve and pump-through valve to prevent handle locking at maximum ram extension.



B 3000CXD
3 Tonne Trolley Jack

Single-piece hydraulic unit with heavy base design. Integral cog-type release mechanism and long 2-piece handle. Protective jack handle sleeve helps prevent accidental damage to car bodywork when pumping the handle. Heavy-duty castors and extra-large saddle design ease positioning under vehicle. Fitted with safety overload valve and pump-through valve to prevent handle locking at maximum ram extension. Ideal for loaded vans up to 3.5 Tonne GVW.



C-D SEE BELOW
3 Tonne Low Profile Trolley Jacks with Rocket Lift

Twin piston Rocket Lift feature brings saddle to maximum height in minimal strokes. Universal joint release mechanism allows safer, more controlled lowering of jack. Profiled lifting arm gives low clearance height of just 85mm making these units suitable for sports and custom cars. Heavy-duty steel chassis provides stability and endurance. Fitted with an overload valve for added safety. Hydraulic oil bypass system protects ram from being overextended.



E 3015CXD
3 Tonne Trolley Jack with Super Rocket Lift

Single-piece hydraulic unit with heavy base design and large jacking saddle. Twin piston Super Rocket Lift feature brings lifting arm straight into contact with the jacking point in 1-2 strokes. Universal joint release mechanism allows safer, more controlled lowering of the jack. Fitted with safety overload valve and pump-through valve to prevent handle locking at maximum ram extension.



F 3001CXP
3 Tonne Trolley Jack with Foot Pedal

Single-piece hydraulic unit with heavy base design. Foot pedal as fast lifting alternative method of raising saddle, especially useful in restricted spaces. Universal joint release mechanism and long 2-piece handle. Heavy-duty castors and extra-large saddle design ease positioning under vehicle. Fitted with safety overload valve and pump-through valve to prevent handle locking at maximum ram extension. Ideal for loaded vans up to 3.5 Tonne GVW.



G 3000CXDHS
EVA Jack Handle Sleeve

Protective jack handle sleeve, helps prevent accidental damage to car body work when pumping the handle. Made from an EVA material which is oil resistant. Suitable for all jack handles with 29mm diameter.

Size (L x ID): 380 x Ø29mm

	A	B	C	D	E	F
Model No:	3290CX	3000CXD	3000LE	3000LEHV	3015CXD	3001CXP
Capacity:	3 Tonne	3 Tonne	3 Tonne	3 Tonne	3 Tonne	3 Tonne
Minimum Saddle Height:	130mm	130mm	85mm	85mm	120mm	117mm
Maximum Saddle Height:	465mm	520mm	500mm	500mm	456mm	460mm
Maximum Chassis Height:	152mm	172mm	153mm	153mm	162mm	255mm
Length:	572mm	659mm	702mm	702mm	680mm	703mm
Weight:	28kg	35kg	34.2kg	34.2kg	31.0kg	32.7kg
Optional Rubber Jack Pad:	JP06	JP19	JP17	JP17	JP17	JP17

**A 3010CX****3 Tonne Standard Chassis Trolley Jack with Axle Stands (Pair)**

Single-piece hydraulic unit with heavy chassis design. Integral American cog-type release mechanism and long 2-piece handle. Heavy-duty castors and large saddle design ease positioning under vehicle. Fitted with safety overload valve and pump-through valve to prevent handle locking at maximum ram extension. Supplied with a pair of pin type axle stands, 3 Tonne (3000kg) capacity per stand, 6 Tonne (6000kg) per pair. Ideal for loaded vans up to 3.5 Tonne GVW.

	Jack:	Axle Stands:
Capacity:	3 Tonne	3 Tonne (6 Tonne per Pair)
Minimum Working Height:	-	290mm
Maximum Working Height:	-	435mm
Minimum Saddle Height:	130mm	-
Maximum Saddle Height:	520mm	-
Maximum Chassis Height:	172mm	-
Length:	659mm	-
Weight:	34.5kg	6.8kg
Optional Rubber Jack Pad:	JP19	N/A

**C X137****3 Tonne Cross Beam Adaptor 4x4**

Quickly and safely overcomes the awkward job of lifting 4x4 vehicles with offset differentials. Simply remove the existing trolley jack saddle, replace with cross beam adaptor, fit the jack saddle into the hole in the adaptor* and you are ready to lift. Suitable for jacks with a 30mm spigot pin.

*Note: Remove any rubber jack pad from the saddle before using to improve safety.

Minimum Height:	140mm
Maximum Height:	230mm
Screw Adjustment:	90mm
Applications:	3000CXD, 3010CX

**B 3015CXHV****3 Tonne Trolley Jack with Super Rocket Lift & Axle Stands (Pair) - Hi-Vis Green**

Single-piece hydraulic unit with heavy chassis design and large jacking saddle (Pad available as optional extra - Model No. JP17). Universal joint release mechanism allows safer, more controlled lowering of the jack. Twin piston Super Rocket Lift feature brings lifting arm straight into contact with the jacking point. Polyurethane wheels provide smoother manoeuvrability and help prevent damage to workshop floor. Fitted with safety overload valve and pump-through valve to prevent handle locking at maximum ram extension. Ideal for loaded vans up to 3.5 Tonne GVW. Supplied with Pin Type Axle Stands, 3 Tonne (3000kg) capacity per stand, 6 Tonne (6000kg) per pair. Min./Max. Working Height: 290/435mm.

	Jack:	Axle Stands:
Capacity:	3 Tonne	3 Tonne (6 Tonne per Pair)
Minimum Working Height:	-	290mm
Maximum Working Height:	-	435mm
Minimum Saddle Height:	120mm	-
Maximum Saddle Height:	456mm	-
Maximum Chassis Height:	162mm	-
Length:	680mm	-
Weight:	31kg	6.8kg
Optional Rubber Jack Pad:	JP17	N/A

D JKIT01**5pc 2 Tonne Lifting Kit**

Comprises essential equipment required to safely jack up a vehicle. Includes a 2 Tonne trolley jack, a pair of folding wheel chocks, a pair of axle stands (2 Tonne combined), six wheeled padded creeper for comfort whilst carrying out maintenance and L-bar wrench with 17/19mm socket.

Axle Stand Specification:	
Capacity Each:	1 Tonne
Capacity Pair:	2 Tonne
Minimum Working Height:	267mm
Maximum Working Height:	391mm
Creeper Specification:	
Frame:	Steel
Size (L x W x H):	901 x 425 x 120mm
Wheels:	6

**D 2 Tonne**

Jack Specification:	
Capacity:	2 Tonne
Minimum Saddle Height:	135mm
Maximum Saddle Height:	340mm
Maximum Chassis Height:	135mm
Length:	447mm
Weight:	8.7kg

E X136**2 Tonne Cross Beam Adaptor**

Provides extra safety when locating awkward jacking point. Ideal for front wheel drive vehicles. Suitable for jacks with a 31-33mm saddle spigot pin.

Minimum Width:	580mm
Maximum Width:	820mm
Screw Adjustment:	75mm
Applications:	3000CXD, 3010CX



A-D SEE RIGHT

2.25 Tonne Low Profile Trolley Jacks with Rocket Lift

Twin piston Rocket Lift feature brings saddle to maximum height in minimal strokes. Universal joint release mechanism allows safer, more controlled lowering of jack. Profiled lifting arm gives low clearance height of just 73mm making these units suitable for sports and custom cars. Heavy-duty steel chassis provides stability and endurance. Fitted with an overload valve for added safety. Hydraulic oil bypass system protects ram from being overextended.

	A	B	C	D
Model No:	2001LEHV	2001LERE	2001LEOR	2001LEBL
Colour:	Green	Red	Orange	Blue
Capacity:	2.25 Tonne	2.25 Tonne	2.25 Tonne	2.25 Tonne
Minimum Saddle Height:	73mm	73mm	73mm	73mm
Maximum Saddle Height:	495mm	495mm	495mm	495mm
Maximum Chassis Height:	151mm	151mm	151mm	151mm
Length:	734mm	734mm	734mm	734mm
Weight:	31kg	31kg	31kg	31kg
Optional Rubber Jack Pad:	JP17	JP17	JP17	JP17

E NEW FusionLift

The 3-in-1 Multipurpose Trolley Jack - Low Profile, Regular & High Lift



E 3200LEHL

2/3 Tonne Low Profile/High Lift Trolley Jack with Rocket Lift

Three Trolley Jacks in one. The lifting span is quickly and easily adjusted, giving the advantages of a low entry, regular and high lift, in one Trolley Jack. Lifting range from a minimum saddle height of just 98mm for low chassis vehicles, to a maximum saddle height of 770mm for extreme off-road vehicles. Reinforced lifting arm and solid U-channel side plates keeps all lifts strong and secure. Rocket lift cast iron pump with twin pistons bring the lifting arm into contact with the jacking point in minimal pumps. Long two-piece handle, less effort for the operator. Supplied with foam bumper to protect bodywork. Rubber pads fitted to both saddles to prevent damage to the underside of the vehicle's jacking point. Heavy-duty 360° castors and large saddle design for easy positioning under the vehicle.

Capacity:	Low Entry 2 Tonne/High Lift 3 Tonne
Minimum Saddle Height:	98mm
Maximum Saddle Height:	770mm
Maximum Chassis Height:	153mm
Length:	805mm
Weight:	44.5kg



A RJAS1500
1.5 Tonne Aluminium/Steel Trolley Jack with Rocket Lift

Made primarily for the motor racing enthusiast, this jack weighs in at just 14.74kg. Mix of steel and aluminium not only makes this jack lightweight but incredibly strong. Large saddle with jacking pad. Rocket Lift with twin piston design enables saddle to be brought up to jacking point with minimal pumps. Features a lifting bar for fast, lightweight pick-up.



Features 90mm low profile and side lifting 'D' handle.



B RJAS2500
2.5 Tonne Aluminium/Steel Trolley Jack with Rocket Lift

Made primarily for the motor racing enthusiast, this jack weighs in at just over 25kg. Mix of steel and aluminium not only makes this jack lightweight but incredibly strong. Large saddle with jacking pad. Rocket Lift with twin piston design enables saddle to be brought up to jacking point with minimal pumps. Lifting bars are fitted either side of the anodised aluminium chassis enabling fast, lightweight pick-up.



C RJA1550
1.5 Tonne Aluminium Low Profile Trolley Jack with Rocket Lift

Made primarily for the motor racing enthusiast, this jack weighs in at just 13.5kg. Utilises many weight saving techniques such as a skeletal lift arm and polyurethane wheels. Features Rocket Lift by use of twin pistons, bringing saddle up to jacking point with minimal pumps. Polyurethane wheels for smooth and quiet manoeuvring, which also limits damage to garage floors. Lifting bars are fitted either side of the anodised aluminium chassis enabling fast, lightweight pick-up.



D RJA2500
2.5 Tonne Aluminium Low Profile Trolley Jack with Rocket Lift

Made primarily for the motor racing enthusiast, this jack weighs in at just 26kg. Utilises many weight saving techniques such as a skeletal lift arm. Features Rocket Lift by use of twin pistons, bringing saddle to maximum height in minimal pumps. Polyurethane wheels for smooth and quiet manoeuvring, which also limits damage to garage floors. Lifting bars are fitted either side of the anodised aluminium chassis enabling fast, lightweight pick-up.



	A	B	C	D
Model No:	RJAS1500	RJAS2500	RJA1550	RJA2500
Capacity:	1.5 Tonne	2.5 Tonne	1.5 Tonne	2.5 Tonne
Minimum Saddle Height:	90mm	95mm	88mm	95mm
Maximum Saddle Height:	360mm	470mm	355mm	485mm
Maximum Chassis Height:	134mm	142mm	125mm	160mm
Length:	553mm	670mm	485mm	725mm
Weight:	14.74kg	25.1kg	13.5kg	26kg
Optional Rubber Jack Pad:	JP11	JP11	JP11	JP15

A-J Premier

3 YEAR GUARANTEE*

ROCKET LIFT

3 Tonne

4 Tonne

LOW PROFILE 100mm

Twin Piston
Rocket Lift feature brings lifting arm into contact with jacking point with minimal pumps.

Protective Sleeve
Protective handle sleeve helps prevent accidental damage to car bodywork.

Saddle
Large jacking saddle and pad for increased load stability.

Magnetic Tray
Built-in magnetic tray allows you to store tools and fasteners.

Universal Joint
Universal joint release mechanism allows safer, more controlled lowering of the jack.

Polyurethane Wheels
Polyurethane wheels provide smoother manoeuvrability and help prevent damage to workshop floor.



A-J SEE BELOW

Premier Trolley Jacks with Rocket Lift

Single-piece hydraulic unit with heavy base design and large jacking saddle. Universal joint release mechanism allows safer, more controlled lowering of the jack. Rocket Lift feature brings lifting arm into contact with jacking point with just minimal pumps. Polyurethane wheels provide smoother manoeuvrability and help prevent damage to workshop floor. Magnetic wheel nut retention tray. Protective jack handle sleeve helps prevent accidental damage to car bodywork when pumping the handle. 2 Year Guarantee - 2nd year subject to T&C's and registration on website (www.sealey.co.uk). Available in 3 or 4 Tonne capacities with a choice of five colours.

Model No:	Capacity:	Colour:	Min. Saddle Height:	Max. Saddle Height:	Max. Chassis Height:	Length:	Weight:	Optional Rubber Jack Pad:
A 3040AR	3 Tonne	Red	100mm	533mm	162mm	740mm	37.5kg	JP17
B 3040AO	3 Tonne	Orange	100mm	533mm	162mm	740mm	37.5kg	JP17
C 3040AY	3 Tonne	Yellow	100mm	533mm	162mm	740mm	37.5kg	JP17
D 3040AG	3 Tonne	Green	100mm	533mm	162mm	740mm	37.5kg	JP17
E 3040AB	3 Tonne	Black	100mm	533mm	162mm	740mm	37.5kg	JP17
F 4040AR	4 Tonne	Red	100mm	533mm	162mm	751mm	44kg	JP17
G 4040AO	4 Tonne	Orange	100mm	533mm	162mm	751mm	44kg	JP17
H 4040AY	4 Tonne	Yellow	100mm	533mm	162mm	751mm	44kg	JP17
I 4040AG	4 Tonne	Green	100mm	533mm	162mm	751mm	44kg	JP17
J 4040AB	4 Tonne	Black	100mm	533mm	162mm	751mm	44kg	JP17



A-B SEE BELOW

2.5 Tonne Low Profile Trolley Jacks with Rocket Lift

Twin piston Rocket Lift feature brings saddle to maximum height in minimal strokes. Universal joint release mechanism allows safer, more controlled lowering of jack. Profiled lifting arm gives low clearance height of just 88mm making these units suitable for sports and custom cars. Heavy-duty steel chassis provides stability and endurance. Fitted with an overload valve for added safety. Hydraulic oil bypass system protects ram from being overextended.

	A	B
Model No:	2500LE	2501LE
Capacity:	2.5 Tonne	2.5 Tonne
Minimum Saddle Height:	88mm	88mm
Maximum Saddle Height:	495mm	495mm
Maximum Chassis Height:	151mm	151mm
Length:	701mm	701mm
Polyurethane Wheels:	✗	✓
Weight:	30.3kg	30.3kg
Optional Rubber Jack Pad:	JP17	JP17

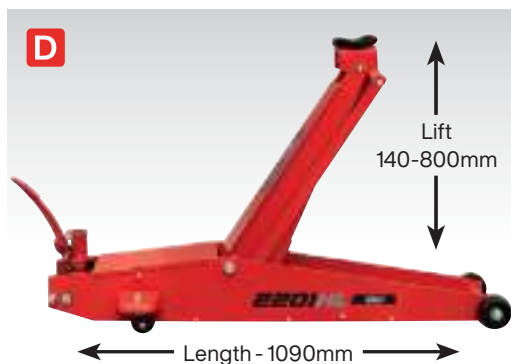


C 2200HL

2 Tonne High Lift Low Profile Trolley Jack

High lift jack arm with incredibly low access height of just 80mm. Fitted with quick lift foot pedal and dead man's control. Heavy-duty long steel chassis with wide wheelbase provides inherent stability and easy access to deep set jacking points. Fitted with one-piece hydraulic unit with built-in safety overload protection.

Capacity:	2 Tonne
Minimum Saddle Height:	80mm
Maximum Saddle Height:	805mm
Maximum Chassis Height:	220mm
Length:	950mm
Weight:	51kg
Optional Rubber Jack Pad:	JP01




D 2201HL

2 Tonne Long Reach High Lift Commercial Trolley Jack

High lift jack arm ideal when lifting a light commercial vehicle. Fitted with quick lift foot pedal. Heavy-duty long steel chassis provides easy access to deep set jacking points. Fitted with one-piece hydraulic unit with built-in safety overload protection.

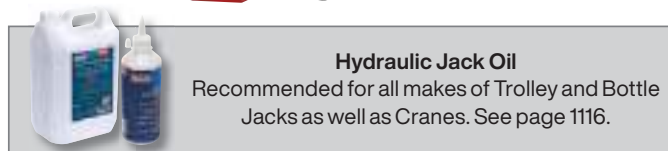
Capacity:	2 Tonne
Minimum Saddle Height:	140mm
Maximum Saddle Height:	800mm
Maximum Chassis Height:	188mm
Length:	1090mm
Weight:	58kg
Optional Rubber Jack Pad:	JP06



E AS10H

High Level Axle Stands (Pair) 10 Tonne Capacity per Stand

Heavy-duty high level axle stands to safely support vehicles for extended periods of time. Large crutch for even load distribution. For full details, see page 300.





A-C SEE BELOW

Viking Low Profile Professional Trolley Jacks with Rocket Lift

Rocket Lift feature brings lifting arm into contact with jacking point with minimal pumps. Polyurethane wheels provide smoother manoeuvrability and help prevent damage to workshop floor. Protective jack handle sleeve helps prevent accidental damage to car bodywork when pumping the handle. Foot pedal for quick approach of the lifting saddle to the vehicle in confined spaces. Includes removable rubber saddle pad and built-in tool tray for fasteners and tools. 3 Year Guarantee - 2nd & 3rd year subject to T&C's and registration on website (www.sealey.co.uk).



A 2100TB

Viking 2 Tonne Low Profile Professional Long Reach Trolley Jack with Rocket Lift

Dual piece hydraulic unit with heavy-duty long chassis provides easy-access to deep set jacking points. Lift-and-twist dead man's lowering mechanism operates via T-shaped handle providing smooth, controlled lowering of the load, helping prevent accidental lowering.

B 3100TB

Viking 3 Tonne Low Profile Professional Trolley Jack with Rocket Lift

Dual piece hydraulic unit with heavy base design and large jacking pad for greater load stability. Lift-and-twist dead man's lowering mechanism operates via T-shaped handle providing smooth, controlled lowering of the load, helping prevent accidental lowering.

C 4040TB

Viking 4 Tonne Low Profile Professional Trolley Jack with Rocket Lift

Heavy-duty 10mm gauge steel base design with large jacking pad for greater strength and load stability. Universal joint release mechanism allows safer, controlled lowering of the load.

	A	B	C
Model No:	2100TB	3100TB	4040TB
Capacity:	2 Tonne	3 Tonne	4 Tonne
Minimum Saddle Height:	75mm	95mm	100mm
Maximum Saddle Height:	530mm	500mm	533mm
Maximum Chassis Height:	150mm	180mm	158mm
Length:	940mm	700mm	799mm
Weight:	40.75kg	40.5kg	46kg
Optional Rubber Jack Pad:	2100TB.A	3100TB.A1	JP17





A 3000HLC

3 Tonne Long Reach High Lift Trolley Jack

High lift jack arm ideal when lifting a light commercial vehicle. Fitted with quick lift foot pedal. Heavy-duty long steel chassis provides easy-access to deep set jacking points. Fitted with one-piece hydraulic unit with built-in safety overload protection.



B 5001

5 Tonne Long Reach Trolley Jack

Heavy-duty chassis with one-piece hydraulic unit. Handle mounted safety release, prevents inadvertent lowering. Includes large diameter saddle for easier positioning under the jacking point. Foot operated quick lift system. Fitted with safety overload valve. Integral tool tray for convenience and wheel nut retention. Rubber jack pad to prevent damage to the underside of the vehicle's jacking point.



C 10QJ

10 Tonne Long Reach Trolley Jack

Heavy-duty chassis with one-piece hydraulic unit. Handle mounted safety release, prevents inadvertent lowering. Includes large diameter saddle for easier positioning under the jacking point. Foot operated quick lift system. Fitted with safety overload valve. Integral tool tray for convenience and wheel nut retention. Rubber jack pad to prevent damage to the underside of the vehicle's jacking point.

	A	B	C
Model No:	3000HLC	5001	10QJ
Capacity:	3 Tonne	5 Tonne	10 Tonne
Minimum Saddle Height:	140mm	150mm	160mm
Maximum Saddle Height:	670mm	600mm	600mm
Maximum Chassis Height:	185mm	200mm	250mm
Length:	1090mm	1400mm	1510mm
Weight:	54kg	82kg	110kg
Optional Rubber Jack Pad:	JP06	JP18	JP18

A

80kg Capacity

Maximum lift height 930mm

QUICK LIFT



A WD80

80kg Wheel Removal/Lifter Trolley with Quick Lift

Long reach hydraulic mechanism. Quick lift feature reduces the time and effort needed to raise arms to contact point. Steel construction with friction mounted roller arms. Front and rear castors for easy manoeuvrability. Adjustable width, 300 or 360mm between rollers, gives greater flexibility. Supplied with safety bar to prevent wheel from tipping forward.

Maximum Lifting Capacity:	80kg
Minimum Lifting Height:	0.1mm
Maximum Lifting Height:	930mm
Roller Length:	280mm
Width Between Rollers:	300, 360mm
Weight:	51kg

B

500kg Capacity




B W508T

500kg Wheel Removal Trolley with Adjustable Width

Suitable for changing wheels and tyres on large vehicles. 8-Position adjustable roller width ranging from 440 to 780mm, giving greater flexibility. Load arms incorporate smooth roller action sleeves allowing wheel to be rotated for lining up on studs. Foot operated hydraulic mechanism with dead man's control release. Mounted on two rear locking castors and two front castors for stability and easy manoeuvrability. Supplied with safety chain.

Maximum Lifting Capacity:	500kg
Minimum Lifting Height:	50mm
Maximum Lifting Height:	640mm
Roller Length:	620mm
Width Between Rollers:	440, 496, 560, 610, 668, 724, 780mm
Weight:	133kg

C



Wheel Support Bar

75+ KG HEAVY ITEM



C W1200T

1500kg Wheel Removal Trolley

Eight adjustable rollers (four each side), allow for easy turning of large deep tread tyres. Extra-large jacking handle allows for one-person operation. Wheel support bar with composite guard goes around wheel to ensure stability during transportation. Locking mechanism allows rollers to be fixed at eight preset positions. Mounted on two locking and two non-locking castors for improved stability and easy manoeuvrability. Ideal for use on agricultural and commercial wheels and tyres.

1500kg Capacity

Maximum Lifting Capacity:	1500kg
Minimum Lifting Height:	0.1mm
Maximum Lifting Height:	750mm
Minimum Wheel Diameter:	Ø1000mm
Maximum Wheel Diameter:	Ø2000mm
Overall Size (W x D x H):	1300 x 1015 x 1500mm
Roller Length:	490mm
Weight:	118kg

A-S SEE BELOW**Safety Rubber Jack Pads**



Range of jack pads for various Sealey jacks. Designed to prevent damage to the underside of the vehicle's jacking point. Various models and designs to fit most common styles of garage jacks on the market with three distinct types.

THREE DISTINCT TYPES OF SAFETY RUBBER JACK PADS

Type A fits over the jack saddle.

Type B is flat profile and sits in the jack saddle (requires flat level saddle).


Type C is domed design and fits inside the saddle.

**A** JP01**Safety Rubber Jack Pad Type A**

Jack Pad Size:	118.5mm (Square)
Style:	Type A
Profile Depth:	27mm
To Fit Saddle Size:	Ø100-106mm

**B** JP02**Safety Rubber Jack Pad Type B**

Jack Pad Size:	Ø106.5mm
Style:	Type B
Profile Depth:	6.4mm
To Fit Saddle Size:	Ø99-106mm

**C** JP03**Safety Rubber Jack Pad Type C**

Jack Pad Size:	Ø140mm
Style:	Type C
Profile Depth:	31.4mm
To Fit Saddle Size:	Ø139-140mm

**D** JP04**Safety Rubber Jack Pad Type A**

Jack Pad Size:	Ø148mm
Style:	Type A
Profile Depth:	19mm
To Fit Saddle Size:	Ø128-131mm

**E** JP05**Safety Rubber Jack Pad Type C**

Jack Pad Size:	Ø122.7mm
Style:	Type C
Profile Depth:	22.7mm
To Fit Saddle Size:	Ø122-126mm

**F** JP06**Safety Rubber Jack Pad Type A**

Jack Pad Size:	Ø137.5mm
Style:	Type A
Profile Depth:	19mm
To Fit Saddle Size:	Ø116-123mm

**G** JP07**Safety Rubber Jack Pad Type A**

Jack Pad Size:	Ø157mm
Style:	Type A
Profile Depth:	31.7mm
To Fit Saddle Size:	Ø138-142mm

**H** JP08**Safety Rubber Jack Pad Type B**

Jack Pad Size:	Ø136.5mm
Style:	Type B
Profile Depth:	12mm
To Fit Saddle Size:	Ø136.5mm

**I** JP09**Safety Rubber Jack Pad Type B**

Jack Pad Size:	Ø104mm
Style:	Type B
Profile Depth:	7.5mm
To Fit Saddle Size:	Ø93-95mm

**J** JP10**Safety Rubber Jack Pad Type C**

Jack Pad Size:	Ø108mm
Style:	Type C
Profile Depth:	23.8mm
To Fit Saddle Size:	Ø106-108mm

**K** JP11**Safety Rubber Jack Pad Type B**

Jack Pad Size:	Ø86mm
Style:	Type B
Profile Depth:	7.5mm
To Fit Saddle Size:	Ø83-88mm

**L** JP12**Safety Rubber Jack Pad Type B**

Jack Pad Size:	Ø91.5mm
Style:	Type B
Profile Depth:	7.7mm
To Fit Saddle Size:	Ø90-95mm




M JP13
Safety Rubber Jack Pad - Type C

Jack Pad Size:	Ø94.5mm
Style:	Type C
Profile Depth:	15mm
To Fit Saddle Size:	Ø95mm



N JP14
Safety Rubber Jack Pad - Type B

Jack Pad Size:	Ø95mm
Style:	Type B
Profile Depth:	14.5mm
To Fit Saddle Size:	Ø95-97mm



O JP15
Safety Rubber Jack Pad - Type B

Jack Pad Size:	Ø104mm
Style:	Type B
Profile Depth:	8.2mm
To Fit Saddle Size:	Ø98-105mm




P JP16
Safety Rubber Jack Pad Type B

Jack Pad Size:	Ø99.5mm
Style:	Type B
Profile Depth:	8.3mm
To Fit Saddle Size:	Ø99-103mm



Q JP17
Safety Rubber Jack Pad Type B

Jack Pad Size:	Ø94mm
Style:	Type B
Profile Depth:	6.5mm
To Fit Saddle Size:	Ø93-96mm



R JP18
Safety Rubber Jack Pad Type B

Jack Pad Size:	Ø117mm
Style:	Type B
Profile Depth:	18mm
To Fit Saddle Size:	Ø112-117mm



S JP19
Safety Rubber Jack Pad Type C

Jack Pad Size:	Ø99.5mm
Style:	Type C
Profile Depth:	20mm
To Fit Saddle Size:	Ø98-103mm



T JP21
Safety Rubber Jack Pad - Type B

Jack Pad Size:	Ø36-38mm
Style:	Type B
Profile Depth:	19mm
To Fit Saddle Size:	Ø38-40mm



U JPT4
Jacking Pad Set for Tesla

Designed for the jacking points to protect and prevent damage to side skirts and battery. Made from high quality rubber, providing a sturdy and durable point of contact. Features a rubber O-Ring on the spigot, creating a secure fit to the vehicle.



V JP20
Universal Slotted Pinch Weld Jacking Pad

Designed to prevent damage to the vehicle's frame rails/pinch weld seams whilst jacking up the vehicle. The saddle's surface protects and prevents damage. Made from robust and durable rubber.

A-B



3 Tonne

Premier

A-B SEE BELOW

3 Tonne Premier Air Operated Fast Jacks - 3-Stage

Model No. PAFJ3 features a handle and wheels for use in the garage, workshop or mobile mechanics. Model No. PAFJ3S features two D-shaped handles, suitable for use on a car lift or by mobile mechanics. Lightweight with a low entry height of 135mm lifting to a maximum of 450mm in only 25 seconds. Robust high resistant diaphragm for durability. Internal, military gauge steel, telescopic interlocking core, overload safety valve and air vacuum valve for rapid lowering. Suitable for use in high risk environments such as mining or the petroleum industries.

	A	B
Model No:	PAFJ3S	PAFJ3
Capacity:	3 Tonne	3 Tonne
Minimum Saddle Height:	135mm	135mm
Maximum Height:	450mm	450mm
Maximum Length:	405mm	1027mm
Overall Width:	330mm	255mm
Maximum Air Pressure:	150psi	150psi
Working Pressure:	145psi	145psi
Weight:	20kg	20kg

A



C



E



B



F



C

20 Tonne



Includes 20/60/90mm extensions

D

20 Tonne



Includes 20/50/100mm extensions

E

30 Tonne

Premier



Includes 45/75mm extensions

F

30 Tonne

Premier

2 STAGE



Includes 45/75mm extensions

C-J SEE TABLE

Air Operated Trolley Jacks

Ideal for workshop or roadside use, this jack takes the effort out of lifting heavy plant, tractors and commercial vehicles. For extra safety, features dead man's handle and multi-position locking handle. Supplied with extensions that close the gap between the saddle of the jack and the jacking point. See table for detailed specification.

	C	D	E	F
Model No:	YAJ20B	YAJ201	YAJ301	YAJ15-30
Capacity:	20 Tonne	20 Tonne	30 Tonne	30 Tonne
Maximum Height (inc. Extension)/Capacity:				
Stage 1 (mm/tonne):	548/20	456/20	463/30	393/30
Stage 2 (mm/tonne):	-	-	-	473/15
Minimum Saddle Height:	223mm	215mm	210mm	176mm
Piston Stroke:	122mm	141mm	133mm	177mm
Screw Extension:	105mm	-	-	-
Extensions:	20/60/90mm	20/50/100mm	45/75mm	45/75mm
Chassis Length:	575mm	525mm	490mm	483mm
Maximum Length:	1270mm	1765mm	1700mm	1700mm
Width Without Wheels:	187mm	133mm	176mm	176mm
Overall Width:	322mm	265mm	290mm	276mm
Air Consumption:	9.5cfm	10.5cfm	10.5cfm	10.5cfm
Working Pressure:	100-120psi	116-174psi	116-174psi	116-145psi
Weight:	38kg	30kg	47kg	42kg



Hydraulic Jack Oil

Recommended for all makes of Trolley and Bottle Jacks as well as Cranes. See page 1116.

G

30 Tonne

Premier

2 STAGE

Long Reach



Includes 45/75mm extensions.

LOW PROFILE 150mm

H

30 Tonne

Premier

HIGH LIFT



Includes 45/100mm extensions.

75+ KG HEAVY ITEM

I

40 Tonne

Premier

Long Reach

3 STAGE



Includes 45/75mm extensions.

LOW PROFILE 130mm

J

60 Tonne

Premier


Long Reach

3 STAGE



Includes 45/75mm extensions.

LOW PROFILE 175mm



	G	H	I	J
Model No:	YAJ15-30LE	YAJ30H	YAJ10-40LELR	YAJ20-60LR
Capacity:	30 Tonne	30 Tonne	40 Tonne	60 Tonne
Maximum Height (inc. Extension)/Capacity:				
Stage 1 (mm/tonne):	343/30	772/30	302/40	377/60
Stage 2 (mm/tonne):	409/15	-	347/20	458/40
Stage 3 (mm/tonne):	-	-	396/10	542/20
Minimum Saddle Height:	150mm	360mm	130mm	175mm
Piston Stroke:	139mm	267mm	159mm	247mm
Extensions:	45/75mm	45/100mm	45/75mm	45/75mm
Chassis Length:	810mm	842mm	830mm	875mm
Maximum Length:	2190mm	2222mm	2210mm	2255mm
Width Without Wheels:	215mm	195mm	179mm	215mm
Overall Width:	295mm	295mm	282mm	295mm
Air Consumption:	11.5cfm	11.5cfm	11.5cfm	11.5cfm
Working Pressure:	116-174psi	116-174psi	116-174psi	116-174psi
Weight:	52kg	126kg	54kg	70kg

**A-B SEE BELOW****Premier Air Operated Bottle Jacks**

Air/Hydraulic bottle jacks capable of both air assisted or manual operation. Fitted with safety overload valve and manufactured in the EU. All steel, one-piece base, reservoir and pump cylinder design gives added strength. Fully serviceable ram piston with extension screw. Both models supplied with 90° rotating pump and telescopic pump handle and have moulded carry handles incorporating storage for the pump handle. Service kits readily available.

	A	B
Model No:	AM20	AM30
Capacity:	20 Tonne	30 Tonne
Minimum Height:	234mm	242mm
Maximum Height:	447mm	455mm
Piston Stroke:	138mm	138mm
Screw Extension:	75mm	75mm
Weight:	15.5kg	23.5kg

**C YAJ18S****18 Tonne Air Operated Bottle Jack**

Powerful and reliable, ideal for workshop or roadside use. At modest cost, it takes the effort out of lifting heavy plant, tractors and commercial vehicles. Features dead man's control and sectional pump handle for manual operation.

Capacity:	18 Tonne
Minimum Height:	260mm
Maximum Height:	520mm
Piston Stroke:	180mm
Screw Extension:	80mm
Chassis Length:	235mm
Overall Width:	175mm
Air Consumption:	9.5cfm
Working Pressure:	102-145psi
Weight:	17kg

**D FJ45****4/5 Tonne Hydraulic Forklift/Tractor Jack**

Scissor action jack suitable for automotive, industrial and agricultural applications. Ideal for vehicles with low ground clearance. 4 Tonne Front scissor nose capacity with minimum height of 65mm allows use under forklifts. 5 Tonne Cylinder cap capacity with minimum height of 416mm suits agricultural and other vehicles with high set jacking points.

Scissor Nose Capacity:	4 Tonne
Scissor Nose Minimum/Maximum Height:	65/425mm
Cylinder Cap Capacity:	5 Tonne
Cylinder Cap Minimum/Maximum Height:	416/715mm
Weight:	42kg

**E AJS10000****10 Tonne Air Jack**

Ideal for heavy plant, tractors and commercial vehicles. Multiple lifting and locking positions achieved using extension tube with multi-position pin support. Removable 2-piece handle aids easy storage. Requires 200psi of air pressure to reach optimum performance.

Capacity:	10 Tonne
Minimum Saddle Height:	447mm
Maximum Height (inc. Extension):	1300mm
Extensions:	561mm
Piston Stroke:	292mm
Working Pressure:	200psi
Maximum Length:	1480mm
Weight:	80kg

A SEE RIGHT

Bottle Jacks

Base and reservoir machine welded for increased strength and reduced chance of leakage. Fitted with overload valve. Supplied with 2-piece handle. Model No's SJ12 to SJ50 fitted with carrying handle. Model No's SJ2BMC and SJ5BMC are supplied in a tough storage case and are suitable for recovery trucks. The case prevents the jack from damaging other items and also prevents the spread of grease, oil or dirt.

A

Models ending in 'BMC', supplied in storage case.



Model No:	SJ2	SJ2BMC	SJ3	SJ5	SJ5BMC	SJ8	SJ10	SJ12	SJ15	SJ20	SJ30	SJ50
Capacity (Tonne):	2	2	3	5	5	8	10	12	15	20	30	50
Minimum Height (mm):	168	175	188	207	207	222	222	227	227	235	260	280
Maximum Height (mm):	316	339	363	402	402	447	447	457	457	445	420	450
Hydraulic Lift (mm):	100	116	115	125	127	145	145	150	150	150	160	170
Screw Extension (mm):	48	48	60	70	70	80	80	80	80	60	-	-

A



B Telescopic 10 Tonne

LOW PROFILE 125mm



C NEW Telescopic 20 Tonne

LOW PROFILE 150mm



D NEW



B-C SEE BELOW

Telescopic Low Profile Bottle Jacks

Fitted with overload valve. Base and reservoir machine welded for increased strength and reduced chance of leakage. Threaded pump assembly allows for easy disassembly and maintenance. Supplied with 4-piece operating handle. Fitted with carrying handle. Service kit readily available.

Model No:	BJ10LE	BJ20LE
Capacity:	10 Tonne	20 tonne
Minimum Height:	125mm	150mm
Maximum Height:	215mm	245mm
Hydraulic Lift:	90mm	95mm

D NEW Telescopic

2 Tonne LOW PROFILE 150mm



E NEW Telescopic

4 Tonne LOW PROFILE 160mm



D-E SEE BELOW
Telescopic Bottle Jacks

Fitted with overload valve. Dual-stage rams allow for longer travel. Lower retracted and higher extended heights. Base and reservoir machine welded for increased strength and eliminates leakage. Supplied with 3pc handle.

Model No:	SJT2	SJT4
Capacity:	2 Tonne	4 Tonne
Minimum Height:	150mm	160mm
Maximum Height:	370mm	390mm
Hydraulic Lift:	160mm	170mm

E NEW





Premier

3 YEAR GUARANTEE*



A-C SEE BELOW

Premier Bottle Jacks

Fitted with safety overload valve and manufactured in the EU. All steel, one-piece base, reservoir and pump cylinder design gives added strength. Fully serviceable ram piston with extension screw (except PBJ50). Supplied with 90° rotating pump handle and telescopic pump handle. Service kits readily available.

	A	B	C
Model No:	PBJ15	PBJ30	PBJ50
Capacity:	15 Tonne	30 Tonne	50 Tonne
Minimum Height:	229mm	242mm	260mm
Maximum Height:	454mm	467mm	400mm
Hydraulic Lift:	150mm	150mm	140mm
Screw Extension:	75mm	75mm	-

Telescopic



Premier

3 YEAR GUARANTEE*



D-F SEE BELOW

Premier Bottle Jacks with Telescopic Ram

Telescopic hydraulic ram allows a reduced closed height without compromising maximum lift height. Made in the EU and fitted with safety overload valve. One-piece steel base, reservoir and pump cylinder design gives added strength. Supplied with zinc coated handle.

	D	E	F
Model No:	PTBJ2	PTBJ5	PTBJ20
Capacity:	2 Tonne	5 Tonne	20 Tonne
Minimum Height:	145mm	215mm	180mm
Maximum Height:	360mm	515mm	385mm
Hydraulic Lift:	165mm	300mm	205mm
Screw Extension:	50mm	-	-





A SEE BELOW

Viking Bottle Jacks

Fitted with overload valve. Base and reservoir machine welded for increased strength and eliminates leakage. Supplied with two-piece handle.

**3 YEAR
GUARANTEE***



Model No:	PBJ2S	PBJ3S	PBJ5S	PBJ8S	PBJ10S	PBJ12S	PBJ15S	PBJ20S	PBJ30S	PBJ50S
Capacity (Tonne):	2	3	5	8	10	12	15	20	30	50
Minimum Height (mm):	168	185	207	222	231	231	231	243	275	265
Maximum Height (mm):	316	360	402	447	461	441	441	453	440	425
Hydraulic Lift (mm):	100	115	125	145	150	150	150	150	165	160
Screw Extension (mm):	48	60	70	80	80	60	60	60	-	-

B NEW

**3 YEAR
GUARANTEE***



B SEE BELOW

Viking Bottle Jacks with Telescopic Ram

Telescopic hydraulic double ENP (Electroless Nickel Plated) rams allow a reduced closed height without compromising maximum lift height. Fitted with safety overload valve. Base and reservoir machine welded for increased strength and eliminates leakage. Supplied with zinc coated handle. Model No's PTBJ10S and PTBJ12S fitted with carrying handle.

Model No:	PTBJ5S	PTBJ10S	PTBJ12S
Capacity (Tonne):	5	10	12
Minimum Height (mm):	230	210	235
Maximum Height (mm):	500	520	590
Hydraulic Lift (mm):	270	240	265
Screw Extension (mm):	-	70	90



Sold in pairs.



E

2 Tonne

Sold in pairs.

A-D SEE BELOW

Ratchet Type Axle Stands (Pairs) 2 Tonne Capacity per Stand

Ratchet type axle stands with cast iron support posts and tough steel plate welded base. Angled teeth in post prevent accidental release of load - the more weight applied, the tighter the post is locked. Sold in pairs.

	A	B	C	D
Model No:	VS2002	VS2002BL	VS2002HV	VS2002OR
Colour:	Red	Blue	Hi-Vis Green	Orange
Capacity Each:	2 Tonne	2 Tonne	2 Tonne	2 Tonne
Capacity Pair:	4 Tonne	4 Tonne	4 Tonne	4 Tonne
Minimum Working Height:	275mm	276mm	276mm	276mm
Maximum Working Height:	425mm	410mm	410mm	410mm

E AS2000F

**Folding Axle Stands (Pair)
2 Tonne Capacity per Stand**

Folding design saves space and makes these axle stands ideal for occasional use. Welded steel construction for increased strength and safety. Folding design for space efficient storage. Fitted with double-locking safety pin. Sold in pairs.

Capacity Each:	2 Tonne
Capacity Pair:	4 Tonne
Minimum Working Height:	278mm
Maximum Working Height:	366mm

**VEHICLE SUPPORT & AXLE STANDS
IMPORTANT SAFETY WARNING!**

WHEN JACKING A VEHICLE ALWAYS USE AXLE STANDS AND CHOCKS. NEVER GET UNDER A VEHICLE SUPPORTED ONLY BY A JACK.

1. Axle Stands and High Level Vehicle Supports are capacity rated individually. Axle stands are sold in pairs and High Level Vehicle Supports are sold singly. A pair will normally support double the rated single load but be aware - you may know the total weight of the load you are supporting, but you cannot be sure that the load weight is spread evenly across both stands. For this reason always use higher capacity stands than you think you need.

PLEASE BE AWARE THAT SOME SUPPLIERS MARKET CAPACITY PER PAIR RATHER THAN INDIVIDUALLY WHICH CAN BE MISLEADING.

2. Axle Stands and Vehicle Supports are designed to support a static load in the middle of the engagement head (crutch). Take care to load evenly and never on the edge of the engagement head. Always take steps to ensure the load cannot move, use wheel chocks (see page 302 to 303), apply vehicle brake and put in gear or "park".

3. All the Axle Stands and Supports in this catalogue are designed for professional use and tested to ensure they meet or exceed International Standards.




Sold in pairs.

F-H SEE BELOW

Ratchet Type Axle Stands (Pairs)

Ratchet type axle stands with cast iron support posts. Angled teeth in post prevent accidental release of load the more weight applied, the tighter the post is locked. Sold in pairs.

	F	G	H
Model No:	VS2003	VS2003HV	VS2006
Capacity Each:	3 Tonne	3 Tonne	6 Tonne
Capacity Pair:	6 Tonne	6 Tonne	12 Tonne
Minimum Working Height:	285mm	295mm	385mm
Maximum Working Height:	420mm	430mm	600mm





3 Tonne

Sold in pairs.

**3 YEAR
GUARANTEE***

Premier

HEAVY DUTY

A-E SEE BELOW

Axle Stands (Pairs) 3 Tonne Capacity per Stand

Heavy-duty axle stands to safely support vehicles for extended periods of time. Large crutches for good load distribution. The heavy gauge steel frame and welded construction gives superior strength and safety. All stands feature captive, multi-position pin load support. Sold in pairs. Available in five colours.

	A	B	C	D	E
Model No:	AS30	AS3Y	AS3G	AS3R	AS3
Colour:	Orange	Yellow	Green	Red	White
Capacity Each:	3 Tonne	3 Tonne	3 Tonne	3 Tonne	3 Tonne
Capacity Pair:	6 Tonne	6 Tonne	6 Tonne	6 Tonne	6 Tonne
Minimum Working Height:	290mm	290mm	290mm	290mm	290mm
Maximum Working Height:	435mm	435mm	435mm	435mm	435mm



6 Tonne

Sold in pairs.

**3 YEAR
GUARANTEE***

Premier

HEAVY DUTY

F-J SEE BELOW

Axle Stands (Pairs) 6 Tonne Capacity per Stand

Heavy-duty axle stands to safely support vehicles for extended periods of time. Large crutches for good load distribution. The heavy gauge steel frame and welded construction gives superior strength and safety. All stands feature captive, multi-position pin load support. Sold in pairs. Available in five colours.

	F	G	H	I	J
Model No:	AS60	AS6Y	AS6G	AS6R	AS6
Colour:	Orange	Yellow	Green	Red	White
Capacity Each:	6 Tonne	6 Tonne	6 Tonne	6 Tonne	6 Tonne
Capacity Pair:	12 Tonne	12 Tonne	12 Tonne	12 Tonne	12 Tonne
Minimum Working Height:	370mm	370mm	370mm	370mm	370mm
Maximum Working Height:	570mm	570mm	570mm	570mm	570mm



Sold in pairs.



Sold in pairs.

A-H SEE BELOW
Axle Stands (Pairs)

All steel stands with secured pin load support. Full width crutch for safe support of load. All models manufactured to rigorous safety standards. Sold in pairs.

	A	B	C	D	E	F	G	H
Model No:	AS2500	AS3000	AS5000	AS5000M	AS7500	AS10000	AS12000	AS15000
Capacity Each:	2.5 Tonne	2.5 Tonne	5 Tonne	5 Tonne	7.5 Tonne	10 Tonne	12 Tonne	15 Tonne
Capacity Pair:	5 Tonne	5 Tonne	10 Tonne	10 Tonne	15 Tonne	20 Tonne	24 Tonne	30 Tonne
Min. Working Height:	383mm	475mm	385mm	470mm	490mm	495mm	525mm	528mm
Max. Working Height:	501mm	705mm	500mm	700mm	730mm	735mm	765mm	765mm



I 2201HL
2 Tonne Long Reach High Lift Commercial Trolley Jack
 See page 284 for full specification.



J 3000HLC
3 Tonne Long Reach High Lift Trolley Jack
 See page 286 for full specification.



A-C SEE BELOW

Auto Rise Ratchet Axle Stands (Pairs)

Ratchet type axle stands, with cast iron support posts. Auto Rise feature operated by pulling the lever, allowing gas assisted crutch to rise automatically until it meets the axle or chassis of the vehicle. Angled teeth in posts prevent accidental release of load - the more weight applied, the tighter the post is locked. Full width crutch for safe support of load. Manufactured to rigorous safety standards. Sold in pairs.

	A	B	C
Model No:	AAS3000	AAS5000	AAS10000
Capacity Each:	3 Tonne	5 Tonne	10 Tonne
Capacity Pair:	6 Tonne	10 Tonne	20 Tonne
Min. Working Height:	343mm	400mm	510mm
Max. Working Height:	510mm	620mm	775mm



SAFETY FIRST

Visit our website and watch our 'How to Use' Axle Stands Safety video. Your personal safety is important when working under a vehicle and we suggest you watch the video and read the instruction manual prior to use.



D-E SEE BELOW

Axle Stands Storage Racks

These storage racks save floor/cabinet space by enabling axle stands to be mounted securely to a wall. Axle stands are held firm horizontally by hooking onto cross brace, without the risk of falling. Supplied with wall mounting fasteners. Suitable for Sealey and other brands of axle stands.

D

Model No:	SR23
Suitability:	2 & 3 Tonne Axle Stands
Applications:	VS2002, VS2003, AS3 Range
Weight:	2kg

E

Model No:	SR56
Suitability:	5 & 6 Tonne Axle Stands
Applications:	AS5000, AAS5000, VS2006, AS6 Range
Weight:	2.8kg





A AS7S
Short Axle Stands (Pairs)
7 Tonne Capacity per Stand
 Heavy-duty short axle stands. Sturdy welded steel construction for superior safety and strength. Large crutch for good load distribution. Supplied with captive pin load support. Suitable for use with forklifts and vehicles with low suspension. Sold in pairs.



B AS12
Axle Stands (Pairs)
12 Tonne Capacity per Stand
 Heavy-duty axle stands to safely support vehicles for extended periods of time. Large crutches for good load distribution. The heavy gauge steel frame and welded construction gives superior strength and safety. All stands feature captive, multi-position pin load support. Sold in pairs.



C AS20
Axle Stands (Pair)
20 Tonne Capacity per Stand
 Heavy-duty axle stands to safely support vehicles for extended periods of time. Large crutch for even load distribution. Heavy gauge steel frame and base plate with welded construction gives superior strength and safety. Supplied with captive, multi-position pin load support. Sold in pairs.




D AS10
Axle Stands (Pair) 10 Tonne Capacity per Stand
 Heavy-duty axle stands to safely support vehicle for extended periods of time. Heavy gauge steel frame and welded construction give superior strength and safety. Large crutch for even load distribution. Features captive, multi-position pin load support. Ideal for commercial and public service vehicles. Sold in pairs.




E AS10H
High Level Axle Stands (Pair) 10 Tonne Capacity per Stand
 Heavy-duty high level axle stands to safely support vehicles for extended periods of time. Large crutch for even load distribution. Heavy gauge steel frame and welded construction give superior strength and safety. Features captive, multi-position pin load support. Ideal for commercial vehicles. Sold in pairs.

	A	B	C	D	E
Model No:	AS7S	AS12	AS20	AS10	AS10H
Capacity Each:	7 Tonne	12 Tonne	20 Tonne	10 Tonne	10 Tonne
Capacity Pair:	14 Tonne	24 Tonne	40 Tonne	20 Tonne	20 Tonne
Minimum Working Height:	244mm	487mm	332mm	573mm	790mm
Maximum Working Height:	354mm	752mm	485mm	775mm	1195mm

AXLE STANDS
IMPORTANT SAFETY WARNING!
WHEN JACKING A VEHICLE ALWAYS USE AXLE STANDS AND CHOCKS. NEVER GET UNDER A VEHICLE SUPPORTED ONLY BY A JACK.
 Axle Stands are capacity rated individually. Axle stands are sold in pairs. A pair will normally support double the rated single load but be aware - you may know the total weight of the load you are supporting, but you cannot be sure that the load weight is spread evenly across both stands. For this reason always use higher capacity stands than you think you need.

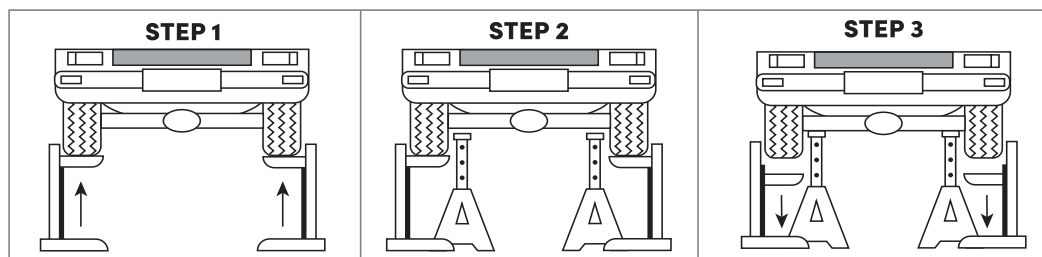




Sold as singles, but must be used in pairs.



Model No's ASC50, ASC70 and ASC120 are all supplied with three different styles of crutch.



Follow these steps when using these stands and ensure adequate number of stands are used to fully support the load.

A-C SEE BELOW
High Level Commercial Vehicle Support Stands

Heavy-duty high level stands to safely support vehicles when wheel free operations are being carried out. Independently UK load tested. Supplied with three interchangeable crutches for even load support. Heavy gauge steel frame and welded construction give superior strength and safety. Features captive, spring-assisted, multi-position pin load support and retracting castors for easy manoeuvrability. Ideal for commercial vehicles. Sold as singles, but **MUST** be used in pairs, or multiples of.

	A	B	C
Model No:	ASC50	ASC70	ASC120
Capacity Each:	5 Tonne	7 Tonne	12 Tonne
Minimum Working Height*:	1315mm	1315mm	1340mm
Maximum Working Height*:	1835mm	1835mm	1860mm

*measurements using crutch **1**



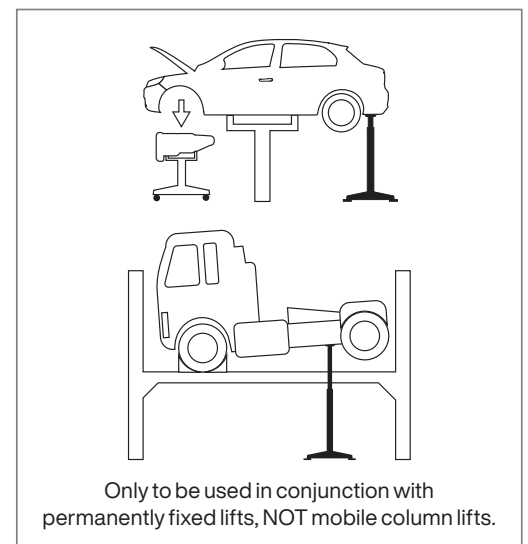
Sold as singles, but must be used in pairs.

D-E SEE BELOW
High Level Supplementary Support Stands

All steel stands with pin and chain load support and full width crutches for safe support of load. Designed to support part of a vehicle that is being used on a lift where free access is required. Stands also help prevent the tipping/rocking of the vehicle.

Note: These stands should not be used to support a vehicle on their own. Sold as singles, but **MUST** be used in pairs.

	D	E
Model No:	ASH2000	ASH4000
Capacity Each:	2 Tonne	4 Tonne
Minimum Height:	1210mm	1225mm
Maximum Height:	1795mm	1850mm



Only to be used in conjunction with permanently fixed lifts, **NOT** mobile column lifts.



A WC09
Composite Wheel Chocks 0.44kg - Pair
 Two composite wheel chocks. Prevents vehicle movement when being jacked on a level surface or parked on an incline not exceeding 12°. Suitable for vehicles below 2 Tonne.
Dimensions (W x D x H): 80 x 185 x 100mm



B WC01
Rubber Wheel Chocks 1.8kg - Pair
 Two rubber wheel chocks. Prevents vehicle movement when being jacked on a level surface or parked on an incline not exceeding 12°. Suitable for vehicles below 3 Tonne.
Dimensions (W x D x H): 100 x 195 x 150mm



C WC02
Rubber Wheel Chocks 3.3kg - Pair
 Two rubber wheel chocks. Prevents vehicle movement when being jacked on a level surface or parked on an incline not exceeding 12°. Suitable for vehicles below 5 Tonne.
Dimensions (W x D x H): 115 x 270 x 175mm



D WC12
Heavy-Duty Rubber Wheel Chock 12kg - Single
 Heavy-duty nylon reinforced rubber wheel chock. Prevents vehicle movement when being jacked on a level surface or parked on an incline not exceeding 12°. Features robust carry handle that can also be fitted with a rope or chain (not included). Suitable for commercial, agricultural and aircraft tyres of Ø1500-1800mm. Suitable for vehicles below 40 Tonne.
Dimensions (W x D x H): 300 x 255 x 300mm




E CV127
Wheel Chock with Bracket - Commercial
 High-density plastic with anti-slip steel bar. Prevents vehicle movement when being jacked on a level surface or parked on an incline not exceeding 15°. Steel chock bracket designed to mount to wall or trailer.
Dimensions (W x D x H): 200 x 475 x 225mm



F WCF01
Folding Wheel Chocks - Pair
 Compact automotive wheel chocks for use during emergency wheel change. To be used on a flat surface only. Fold flat for easy storage in glove box or door pocket.
Dimensions (W x D x H):
 Folded: (2x) 83 x 167 x 28mm
 Open: (2x) 83 x 167 x 133mm





A WC05
Heavy-Duty Steel Wheel Chocks 4kg - Pair
 Two welded steel wheel chocks. Prevents vehicle movement when being jacked on a level surface or parked on an incline not exceeding 12°. Suitable for heavy goods vehicles.

Dimensions (W x D x H): 200 x 270 x 210mm



B WC17
Heavy-Duty Steel Wheel Chock - Single
 Welded steel wheel chock. Prevents vehicle movement when being jacked on a level surface or parked on an incline not exceeding 10°. Suitable for heavy goods vehicles not exceeding 15 Tonne gross weight.

Dimensions (W x D x H): 240 x 200 x 230mm



C WC18
Heavy-Duty Steel Wheel Chock - Single
 Welded steel wheel chock. Prevents vehicle movement when being jacked on a level surface or parked on an incline not exceeding 10°. Suitable for heavy goods vehicles not exceeding 20 Tonne gross weight.

Dimensions (W x D x H): 270 x 200 x 245mm



D WC03
Rubber Wheel Chock 3.8kg - Single
 Single nylon reinforced rubber wheel chock. Prevents vehicle movement when being jacked on a level surface or parked on an incline not exceeding 12°. Fitted with eye bolt for rope or chain. Suitable for vehicles below 10 Tonne.

Dimensions (W x D x H): 250 x 200 x 150mm



E WC16
Heavy-Duty Rubber Wheel Chocks - Pair
 Durable 2.1kg rubber wheel chocks (1.05kg each). Prevents car, caravan or light aircraft moving when jacking or parked on an incline. Supplied on sturdy 550mm rope for easy storage and removal from underneath wheels. Not intended for use on sloped ground over 10°.

Dimensions (W x D x H): 200 x 94 x 65mm




F WC15
Plastic Wheel Chocks - Pair
 Sturdy yet lightweight wheel chocks weigh around 250g each. Prevents car, caravan, or light aircraft moving when jacking or parked on an incline. Supplied on 800mm sturdy rope for easy storage and removal from underneath wheels. Not intended for use on sloped ground over 10°.

Dimensions (W x D x H): 200 x 116 x 60mm



G WC11
Heavy-Duty Rubber Wheel Chocks 8kg - Pair
 Rubber wheel chocks weighing 8kg (4kg each) prevent vehicle movement when jacking or parking on an incline. Suitable for heavy commercial vehicles and light aircraft. Chocks supplied on rope for easy storage and removal from underneath wheels. Not intended for use on sloped ground over 12°.

Dimensions (W x D x H): 455 x 155 x 140mm



C NEW
FJLR
Land Rover Defender Farm Jack Adapter
 Adapter suitable for all farm jacks so the jack can be used on Land Rover Defenders with jacking point tubes.

D NEW
FJKIT
Farm Jack Off-Road Base
 Off-road base suitable for any farm jack. Designed to reduce the chance of the jack sinking on soft ground. Kit includes nylon handle lock.



E FJWMB
Farm Jack Wheel Mount Bracket
 Farm jack mount for use on 4x4 external spare wheel mount. Designed for transporting farm jacks when going off-road. Adjustable base makes it suitable for most vehicles with an externally mounted spare wheel.

Min. Depth:	120mm
Max. Depth:	175mm

A-B SEE BELOW
2.5 Tonne Farm Jacks

Heavy-duty, cast steel, lever-ratchet operated jack with reversible ratchet mechanism enabling it to be used for lifting or lowering. Versatile and lightweight unit, suitable for pulling tree stumps and tensioning fences as well as a positioning aid for heavy machinery. Upper jaw is adjustable on beam, allowing jack to be used as a clamp.

	A	B
Model No:	FJ48	FJ60
Maximum Jacking Load @ <300mm Lift:	2.5 Tonne	2.5 Tonne
Maximum Jacking Load @ 300-500mm Lift:	2 Tonne	2 Tonne
Maximum Jacking Load @ >500mm Lift:	1.5 Tonne	1.5 Tonne
Minimum Height:	115mm	135mm
Maximum Height:	1030mm	1350mm
Minimum Lowering Load:	50kg	50kg
Maximum Pull Load:	2250kg	2250kg
Maximum Clamp Load:	340kg	340kg
Weight:	14kg	15kg



F PRK01
4 Tonne Modular Car Ramp Kit

Modular design is ideal for portability, storage and enables user to adjust length. Manufactured from durable polypropylene. Suitable for professional or serious DIY applications. Allows access to the underside of the vehicle. 350mm wide ramps for broad range of vehicles - recommended maximum tread width 290mm. 4 Tonne Maximum capacity - 2 Tonnes per ramp. Easy to remove and reattach the simple interlocking sections.

Capacity Pair:	4 Tonne
Extended Dimensions (L x W x H):	4655 x 350 x 170mm (x2)




Length can be reduced to suit user.



A

2000kg

BS Approved



A CAR2000

**Car Ramps 1 Tonne Capacity per Ramp
2 Tonne Capacity per Pair**

Manufactured from 3.5mm steel section. Suitable for professional or serious DIY applications. Corrosion resistant finish. Ramps stack together and will stand upright for easy storage. BS Approved.

Capacity Pair:	2000kg
Ramp Height:	190mm
Maximum Tyre Width:	200mm
Overall Dimensions (L x W x H):	800 x 345 x 250mm



B


800kg

B CAR2001

**Car Ramp Extensions 400kg per Ramp
800kg per Pair**


Steel construction car ramp extensions to decrease ascent angle. Ideal for sports cars and vehicles with low ground clearance. Attaches to standard car ramps with a minimum width of 195mm. Suitable for use with Model No. CAR2000.

Capacity Each:	400kg
Capacity Pair:	800kg
Maximum Width:	195mm
Length:	630mm



C

3000kg



C CAR3000C

**Car Ramps
1.5 Tonne Capacity per Ramp
3 Tonne Capacity per Pair**

Manufactured from durable polypropylene. Suitable for professional or serious DIY applications.

Capacity Pair:	3000kg
Ramp Height:	160mm
Maximum Tyre Width:	260mm
Overall Dimensions (L x W x H):	900 x 300 x 215mm



D

3000kg

Low Profile



D CAR3000LR

**Car Ramps Low Profile
1.5 Tonne Capacity per Ramp
3 Tonne Capacity per Pair**

Made from durable polypropylene. These ramps are designed to allow jacking access to suitable jacking points on the vehicle. Not intended to raise a vehicle enough for under vehicle servicing.

Capacity Pair:	3000kg
Ramp Height:	65mm
Overall Dimensions (L x W x H):	700 x 200 x 80mm



E FCR500

**500kg Capacity Folding Steel
Loading Ramps**

Manufactured from strong, durable powder coated steel. Provides safe and easy ramp access for in-line and multi axle vehicles. Suitable for loading/unloading motorbikes, quads, ride-on lawnmowers and mini tractors from vans or trailers. Features a chain and hook to help secure ramps while in use. Folding design allows compact storage when not in use.

Folded Dimensions (L x W x H):	890 x 230 x 150mm
Extended Dimensions (L x W x H):	2000 x 230 x 50mm
Capacity (Single/Pair):	250/500kg
Weight (Single/Pair):	13.7/27.47kg

E

Folding



500kg Capacity





A 1500kg



A

A PPL01
1500kg Portable Pivot Car Lift

Compact and easy-to-use to raise a vehicle either manually or with an electric drill of 90Nm or more (do not use an impact wrench as this will damage the mechanism). During raising it can be stopped at any height before locking the vehicle level. Once raised it can be tilted forwards or backwards to allow much greater access to underside of car (always use suitably rated axle stands before getting under a vehicle). Adjustable width settings allows narrow chassis cars to be lifted, such as MGs and other small classic cars. Even with modern wider cars, this style of lift allows easy-access to sills and edges of vehicle that some lifts would obscure.

Capacity:	1500kg
Locking Positions:	3
Maximum Lift Height:	585mm
Overall Size (W x D x H):	1185 x 775 x 160mm (minimum)



B AVR1500FP
1.5 Tonne Air/Hydraulic Vehicle Lift with Foot Pedal

Offers fast, easy lifting, with or without an air supply. Fitted with air/hydraulic motor for easy operation or can be raised using foot pump. Includes adaptors to lift via wheel or body. This specifically designed piece of equipment is a perfect addition to any busy workshop or repair centre wanting to raise a vehicle off the floor quickly and safely. Can be used for lifting cars, 4x4s and vans. Vehicles can be lifted from the side, front, back or wheels with supplied adaptor. The unit offers significant assistance with bringing vehicles into an ergonomic working position. Ideal for a wide variety of applications including welding, grinding and painting.

Capacity:	1.5 Tonne
Lock Spacing:	80mm
Locking Positions:	5
Maximum Lift Height:	995mm
Overall Size (W x D x H):	990 x 705 x 1315mm



AIR Hydraulic

1.5 Tonne

Features alternative sill adaptor.



MR1® Car/Lift Ramp

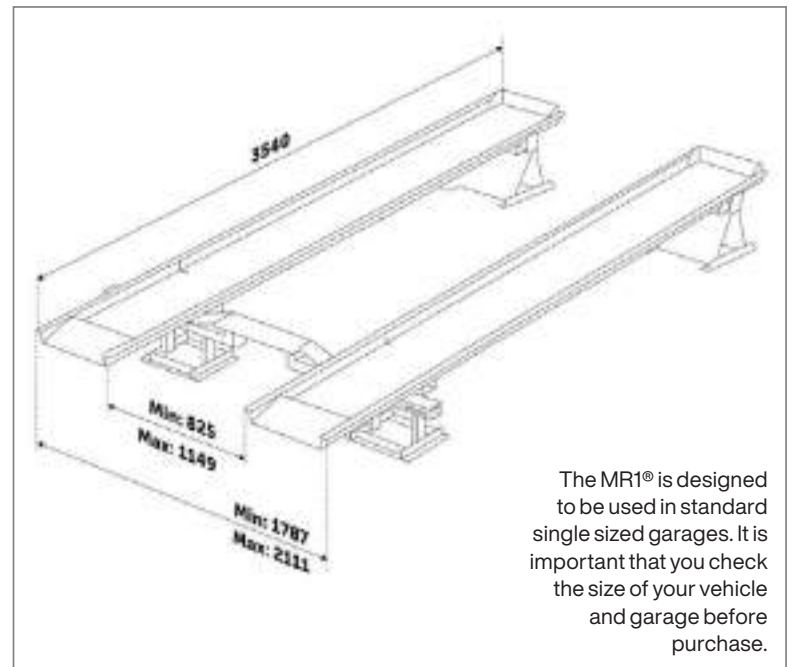
- ✓ Safe and easily operated by one person in less than 2 minutes.
- ✓ Easy to drive up the shallow ramps.
- ✓ Rises to a convenient and safe height for entering and exiting a car.
- ✓ Raised to horizontal and lowered with the use of a trolley jack.
- ✓ Able to provide a clear floor space for working under a car and a good height for working on top or inside.
- ✓ Excellent for servicing, repairs, cleaning and display.
- ✓ Vehicle can be stored on ramp when not in use.
- ✓ Adjustable to match the width of a car.
- ✓ Low maintenance and designed to last.
- ✓ Portable, so may be easily positioned inside or outside a garage.
- ✓ Easily assembled or taken apart for storage or transportation.



A MR1 3 Tonne Car Lift/Ramp

Compact, convenient and innovative 3 Tonne (pair) rated car ramps (maximum single axle weight of 1800kg). Supplied with four stands and removable lifting beam, designed to safely raise a vehicle completely off the ground, giving a clear workspace between vehicle and floor. Designed so the track width can be adjusted to fit various makes and model of cars with maximum tyre width of 380mm. Excellent for general servicing, exhaust work repairing damaged jacking points, sills, floor panels and undersealing. Will fit within confined areas such as garages and workshops. Safe and efficient operation, gives a clear workspace between the raised vehicle and floor. Requires a jack with a maximum saddle height of 100mm, a maximum diameter of 120mm and maximum jacking height of 435mm to lift its jacking beam to a position where its stands can be inserted.

Capacity Pair:	3 Tonne
Maximum Tyre Width:	380mm
Ramp Height:	430mm
Maximum Jack Pad Diameter:	Ø120mm
Maximum Jack Pad Entry Height:	100mm
Maximum Wheel Base:	3000mm
Minimum Track:	1306mm (Ramp Centre Line)
Maximum Track:	1630mm (Ramp Centre Line)
Overall Dimensions (L x W x H):	3540 x 2111 x 430mm
Weight:	232.6kg



The MR1® is designed to be used in standard single sized garages. It is important that you check the size of your vehicle and garage before purchase.

A SJBEX200

2 Tonne Jacking Beam with 1.6m Extending Arms & Flat Roller Supports

Fully certified and approved to comply with MOT requirements. 1.6m Load arm reach. 2-Stage mechanical safety lock and telescopic finger guards. Hand operated lever switch. No hose fitted. Spring loaded flat arms with roller bearings when unloaded, these support the weight of the beam, allowing the entire unit to run smoothly along the pit or ramp, but when loaded, they stabilize the unit firmly. Supplied with two pairs of aluminium support blocks. Wide lift configuration meets MOT recommendation for lifting on jacking point.

Capacity:	2 Tonne
Support Arm Reach:	780-1075mm
Beam Lift:	95-300mm
Load Arm Reach:	850-1600mm
Weight:	94kg

B SJBEX300

3 Tonne Jacking Beam with 1.6m Extending Arms & Flat Roller Supports

Fully certified and approved to comply with MOT requirements. Features 2-stage mechanical safety lock and telescopic finger guards to prevent accidental injury. Hand operated lever switch. No hose fitted. Supplied with two pairs of aluminium support blocks. Beam has spring loaded flat arms with roller bearings - when unloaded, these support the weight of the beam, allowing the entire unit to run smoothly along the pit or ramp, but when loaded, they stabilize the unit firmly. Wide lift configuration meets MOT recommendation for lifting on jacking point.

Capacity:	3 Tonne
Support Arm Reach:	780-1075mm
Beam Lift:	95-300mm
Load Arm Reach:	850-1600mm
Weight:	102kg

C SJBEX200A

2 Tonne Air Jacking Beam with 1.6m Extending Arms & Flat Roller Supports

Jacking beam lifts load with compressed air. Fully certified and approved to comply with MOT requirements. Features 2-stage mechanical safety lock and telescopic finger guards to prevent accidental injury. Supplied with two pairs of aluminium support blocks. Beam has spring loaded flat arms with roller bearings - when unloaded, these support the weight of the beam, allowing the entire unit to run smoothly along the pit or ramp, but when loaded, they stabilize the unit firmly. Optional hook arms supplied. Wide lift configuration meets MOT recommendation for lifting on jacking point.

Capacity:	2 Tonne
Support Arm Reach:	780-1075mm
Beam Lift:	95-300mm
Load Arm Reach:	850-1600mm
Air Pressure:	90-145psi
Weight:	100kg



A Hydraulic

← 1.6m Reach →

2 Tonne



B Hydraulic

← 1.6m Reach →

3 Tonne



C NEW AIR Hydraulic

← 1.6m Reach →

2 Tonne



A-C SEE BELOW

Viking Jacking Beams

Jacking beam lifts load with compressed air. Fully certified and approved to comply with MOT requirements. Wide lift configuration meets MOT recommendation for lifting on jacking point. With rotary control. These items are heavy. Extra assistance must be provided at the delivery point to help safe delivery.

A SJBEX2000S

Viking 2 Tonne Air Jacking Beam with 1.5m Extending Arms

Capacity:	2 Tonne
Support Arm Reach:	905-1315mm
Beam Lift:	250mm
Load Arm Reach:	675-1510mm
Air Pressure:	109-174psi
Weight:	117kg

B SJBEX3000S

Viking 3 Tonne Air Jacking Beam with 1.5m Extending Arms

Capacity:	3 Tonne
Support Arm Reach:	905-1310mm
Beam Lift:	270mm
Load Arm Reach:	675-1510mm
Air Pressure:	109-174psi
Weight:	159kg

C SJBEX4000S

Viking 4 Tonne Air Jacking Beam with 1.4m Extending Arms

Capacity:	4 Tonne
Support Arm Reach:	855-1275mm
Beam Lift:	250mm
Load Arm Reach:	680-1420mm
Air Pressure:	109-174psi
Weight:	178kg



A NEW

**2 YEAR
GUARANTEE***

AIR Hydraulic

← 1.5m Reach →

2 Tonne



B NEW

**2 YEAR
GUARANTEE***

AIR Hydraulic

← 1.5m Reach →

3 Tonne



C NEW

**2 YEAR
GUARANTEE***

AIR Hydraulic

← 1.4m Reach →

4 Tonne



**A-C SEE BELOW****Vertical Transmission Jacks**

Manufactured to exacting standards and suitable for general workshop applications. Models feature dead man's handle for added safety and strong construction for durability. These economy hydraulic units are slightly smaller than other models in the range and can be fitted with Adjustable Gearbox Support - check specification in table.



	A	B	C
Model No:	300ETJ	500ETJ	1000ETJ
Capacity:	300kg	500kg	1000kg
Ram Extensions:	1	1	1
Minimum Saddle Height:	1075mm	1075mm	1100mm
Maximum Saddle Height:	1895mm	1895mm	1910mm
Base Size:	535 x 585mm	535 x 585mm	535 x 585mm
Fixed/Adjustable Saddle:	Fixed	Fixed	Fixed
Weight:	23.5kg	25.5kg	40.5kg
Optional Adjustable Gearbox Support:	ADT7	ADT7	ADT5

D-F SEE BELOW**Adjustable Gearbox Supports**

Fully adjustable saddles with forward, backward and side-to-side tilt.

	D	E	F
Model No:	ADT3	ADT5	ADT7
Compatibility:	300TR, 300TRQ, 600TR, 600TRQ	500TTJ, 800TTJ	300ETJ, 500ETJ
Capacity:	500kg	1000kg	500kg

The maximum capacity of the jack and support combination will be limited to the lowest specified capacity in the combination e.g. 600TR and ADT3 reduces the maximum capacity to 500kg.

**G NEW****G FTC01****Fuel Tank Cradle 565kg**

Made for automotive and light commercial fuel tanks up to 40 gallons capacity (tanks must be emptied before handling). Four adjustable support arms can be easily positioned to fit many shapes and sizes. Rubber pads protect the tank during being supported. Includes two load restraint straps.

Capacity:	565kg
Compatibility:	ADT7, 500TTJ, 800TTJ
Weight:	23.3kg

A-D SEE BELOW

Vertical Transmission Jacks

Manufactured to exacting standards, strong construction for durability and suitable for general workshop applications. Spring loaded dead man's safety release control reduces the risk of inadvertent lowering. 2-Way hydraulic unit ensures that the saddle lowers at a controlled speed at all times, even without load. Extra-large castors allow for increased manoeuvrability. Hydraulic unit larger than the economy models for improved performance and durability. Can be fitted with optional Adjustable Gearbox Support - check specification in table.



	A	B	C	D
Model No:	300TR	600TR	1000TR	1500TR
Capacity:	300kg	600kg	1000kg	1500kg
Ram Extensions:	1	1	1	1
Minimum Saddle Height:	1120mm	1175mm	1120mm	1120mm
Maximum Saddle Height:	1940mm	1985mm	1950mm	1950mm
Base Size:	560 x 570mm	560 x 570mm	610 x 680mm	680 x 700mm
Fixed/Adjustable Saddle:	Fixed	Fixed	Fixed	Fixed
Weight:	26kg	40kg	47kg	51kg
Optional Adjustable Gearbox Support:	ADT3	ADT3	ADT5	ADT5



E VS3847

Suspension Strut Support

Designed to support suspension struts during repair operations. To be used in conjunction with Model No. 600TR or other transmission jacks with a minimum base size of 560mm x 570mm. Only use with a ram size of Ø30mm diameter. Developed by Sealey.

F-H SEE BELOW

Quick Lift Vertical Transmission Jacks

These transmission jacks feature Quick Lift to reduce the time and effort needed to get saddle to gearbox. Single foot pedal operation keeps hands-free during lifting process. Spring loaded dead man's safety release control reduces the risk of inadvertent lowering. 2-Way hydraulic unit ensures that the saddle lowers at a controlled speed at all times, even without load. Saddle is reversible allowing a jack pad to be fitted to support items other than transmissions. Castors and side handle make these units easily manoeuvrable. Hydraulic units larger than the economy models for improved performance and durability. Can be fitted with optional Adjustable Gearbox Support - check specification in table.



	E	F	G
Model No:	300TRQ	600TRQ	1000TRQ
Capacity:	300kg	600kg	1000kg
Ram Extensions:	1	1	1
Minimum Saddle Height:	1125mm	1125mm	1140mm
Maximum Saddle Height:	1950mm	1950mm	1960mm
Pump Strokes to Maximum Height:	20	30	42
Base Size:	515 x 550mm	520 x 550mm	520 x 550mm
Fixed/Adjustable Saddle:	Fixed	Fixed	Fixed
Weight:	31kg	36kg	37.72kg
Optional Adjustable Gearbox Support:	ADT3	ADT3	ADT5

**A-C SEE BELOW****Premier Vertical Transmission Jacks**

Professional transmission jacks with foot pedal operation for raising and lowering, leaves hands-free for other related tasks. Provides a smooth, controlled lowering of the load with dead man's principal preventing accidental operation. Nylon wheels provide quieter, smoother manoeuvrability and help prevent damage to workshop floor. Includes patented 2-in-1 saddle which, when reversed, acts as a high-density foam jacking pad. Handle incorporates tray for fasteners and tools. Suitable for workshop use or by the serious motoring enthusiast.

	A	B	C
Model No:	PTJ30	PTJ75	PTJ120
Capacity:	300kg	750kg	1200kg
Ram Extensions:	1	1	1
Minimum Saddle Height:	1140mm	1110mm	1110mm
Maximum Saddle Height:	1990mm	1930mm	1925mm
Base Size:	630 x 630mm	720 x 720mm	720 x 720mm
Fixed/Adjustable Saddle:	Fixed	Fixed	Fixed
Weight:	25.2kg	33.2kg	35.2kg



Side tray.




Nylon wheels limit damage to garage floor.



Reversible saddle, foam jacking pad.

D NEW**HIGH LIFT****D EVBT700****700kg EV Battery Lift/Hydraulic Platform Truck - High Lift**

Heavy-duty construction. High lift version with 1500mm maximum platform height. Fitted with four composite wheels, two fixed and two locking castors for easy-rolling over rough workshop floors. One-piece hydraulic unit controlled by large rear mounted foot pedal. Designed to assist with removing and installing batteries in electric vehicles. Can also be used for assisting with many other day-to-day workshop tasks such as removing/installing engines, transmissions, fuel tanks and subframes etc. Safety release mechanism positioned on handlebar for smooth controlled descent. May also be used as a mobile service bench. This item is heavy. Extra assistance must be provided at the delivery point to help its safe delivery.



1500mm



445mm

Capacity:	700kg
Minimum Platform Height:	445mm
Maximum Platform Height:	1500mm
Maximum Chassis Height:	145mm
Platform Width:	610mm
Platform Length:	1220mm
Weight:	195kg

E

32mm

4.9m

1200kg

E TD41248JD**32mm x 4.9m Polyester Webbing Ratchet Strap with J-Hooks 1200kg Breaking Strength - 2 Pairs**

Manufactured from polyester webbing with stitched reinforcement around hooks. Suitable for securing loads and tarpaulins onto flatbeds or trailers and for general load restraint. Simple drum and ratchet mechanism tensions the webbing to provide superior load restraint.

Quantity:	4
Maximum Tension:	600kg
Load Test:	1200kg
Webbing Width:	32mm
Webbing Length:	4.9m
Hook:	J-Type



A SFC01

Subframe/Engine Load Adaptor for TTJ Transmission Jacks

Fully adjustable Subframe/Engine Support Adaptor is supplied with various types of fittings to suit different applications. Designed to assist in the removal and fitting of complete engine assemblies, rear axles, gearboxes, fuel tanks, exhaust systems and other awkward loads. The adaptor can easily be fitted directly onto the Sealey 500TTJ and 800TTJ Transmission Jacks, making it possible for a difficult two or three person job, to be carried out by just one person.

Capacity:	450kg
Applications:	500TTJ, 800TTJ
Weight:	23kg



B-C SEE BELOW

Telescopic Vertical Transmission Jacks

Telescopic 2-stage models for reduced clearance lifts. Featuring high-speed lift to gearbox - just lift piston. Foot pedal operation keeps hands-free. Spring loaded dead man's safety release control reduces the risk of inadvertent lowering. Castors for easy manoeuvrability.

	B	C
Model No:	500TTJ	800TTJ
Capacity:	500kg	800kg
Ram Extensions:	2	2
Minimum Saddle Height:	962mm	960mm
Maximum Saddle Height:	1933mm	1920mm
Base Size:	1000 x 1000mm	1046 x 1046mm
Fixed/Adjustable Saddle:	Adjustable	Adjustable
Saddle Tilt - Forward:	28°	15°
Saddle Tilt - Backward:	22°	40°
Saddle Adjustment - Left-to-Right:	65mm	-
Weight:	72.5kg	87kg



D TJ150E

150kg Floor Transmission Jack

Suitable for raising and lowering gearboxes and differential units. Incorporating scissor mechanism, which is hand operated, enabling precision movement when required to accurately manoeuvre and fit the transmission assembly. The saddle is fitted with a webbing strap with metal roller buckle to securely hold the load and has a 5° tilt adjustment. Four heavy-duty swivel castors provide flexibility of movement within the workplace.

Capacity:	150kg
Minimum Saddle Height:	195mm
Maximum Saddle Height:	585mm
Overall Width/Length:	400/420mm



C ADT200
200kg Capacity Transmission Cradle
 Fully adjustable saddle with forward, backward and side-to-side tilt. Suitable for jacks with a 31-33mm saddle spigot pin.

Compatibility:	3000CXD
Capacity:	200kg

A-B SEE RIGHT
Floor Transmission Jacks

Heavy-duty model supplied with chain for safe loading. Precision valve allows delicate adjustment when taking out gearbox and realigning during replacement. Four castors for extra manoeuvrability in confined spaces. Fully adjustable saddle with forward, backward and side-to-side tilt.



D-G SEE RIGHT
Load Slings


Weight-for-weight, these straps are three to five times stronger than chains and have the advantage that overload can be detected early by the fraying of the straps. Manufactured from 100% high strength polyester with reinforced lifting eyes. Colour-coded according to European standards for identifying their capacity. Safe working load ratings quoted are for a load between the loop eyes (U configuration) and a load at one end (Straight configuration).

	A	B
Model No:	1000E	1500E
Capacity:	1000kg	1500kg
Min. Saddle Height:	180mm	215mm
Max. Saddle Height:	885mm	950mm
Overall Width/Length:	650/1080mm	655/1100mm
Fixed/Adjustable Saddle:	Adjustable	Adjustable
Saddle Tilt - Forward:	25°	10°
Saddle Tilt - Backward:	22°	15°
Saddle Tilt - Side-to-Side:	12°	12°
Weight:	130kg	132kg



D SEE BELOW
1 Tonne Load Slings

Model No:	LS1001	LS1002	LS1003
Colour:	Purple	Purple	Purple
SWL - U:	2000kg	2000kg	2000kg
SWL - Straight:	1000kg	1000kg	1000kg
Length:	1m	2m	3m




E SEE BELOW
2 Tonne Load Slings

Model No:	LS2001	LS2002	LS2003
Colour:	Green	Green	Green
SWL - U:	4000kg	4000kg	4000kg
SWL - Straight:	2000kg	2000kg	2000kg
Length:	1m	2m	3m



F SEE BELOW
3 Tonne Load Slings

Model No:	LS3001	LS3002	LS3003	LS3004	LS3005
Colour:	Yellow	Yellow	Yellow	Yellow	Yellow
SWL - U:	6000kg	6000kg	6000kg	6000kg	6000kg
SWL - Straight:	3000kg	3000kg	3000kg	3000kg	3000kg
Length:	1m	2m	3m	4m	5m



G SEE BELOW
5 Tonne Load Slings

Model No:	LS5002	LS5003	LS5004	LS5005
Colour:	Red	Red	Red	Red
SWL - U:	10000kg	10000kg	10000kg	10000kg
SWL - Straight:	5000kg	5000kg	5000kg	5000kg
Length:	2m	3m	4m	5m



A SFC500COMBO

Subframe Cradle and 500kg Transmission Jack Combo

Package includes: 500TTJ - 0.5 Tonne Vertical Telescopic Transmission Jack and SFC01 - Subframe/Engine Load Adaptor for TTJ Transmission Jacks. This item is heavy. Extra assistance must be provided at the delivery point to help its safe delivery.

Capacity:	500TTJ - 500kg and SFC01 - 450kg
Ram Extentions:	2
Minimum Saddle Height:	890mm
Maximum Saddle Height:	1875mm
Base Size:	1x1m
Fitted/Adjustable Saddle:	Adjustable
Saddle Tilt - Forward:	28°
Saddle Tilt - Backward:	22°
Saddle Adjustment - Left-to-right:	65mm
Weight:	95.5kg



B SFC800COMBO

Subframe Cradle and 800kg Transmission Jack Combo

Package includes: 800TTJ - 0.8 Tonne Vertical Telescopic Transmission Jack and SFC01 - Subframe/Engine Load Adaptor for TTJ Transmission Jacks. This item is heavy. Extra assistance must be provided at the delivery point to help its safe delivery.

Capacity:	800TTJ - 800kg and SFC01 - 450kg
Ram Extentions:	2
Minimum Saddle Height:	960mm
Maximum Saddle Height:	1920mm
Base Size:	1.04x1.04m
Fitted/Adjustable Saddle:	Adjustable
Saddle Tilt - Forward:	15°
Saddle Tilt - Backward:	40°
Saddle Adjustment - Left-to-right:	n/a
Weight:	110kg



C FTC500COMBO

Fuel Tank Cradle and 500kg Transmission Jack Combo

Package includes: 500TTJ - 0.5 Tonne Vertical Telescopic Transmission Jack and FTC01 - Fuel Tank Cradle Adaptor for TTJ Transmission Jacks. This item is heavy. Extra assistance must be provided at the delivery point to help its safe delivery.

Capacity:	500TTJ - 500kg and FTC01 - 565kg
Ram Extentions:	2
Minimum Saddle Height:	890mm
Maximum Saddle Height:	1875mm
Base Size:	1x1m
Fitted/Adjustable Saddle:	Adjustable
Saddle Tilt - Forward:	28°
Saddle Tilt - Backward:	22°
Saddle Adjustment - Left-to-right:	65mm
Weight:	97.5kg



D FTC800COMBO

Fuel Tank Cradle and 800kg Transmission Jack Combo

Package includes: 800TTJ - 0.8 Tonne Vertical Telescopic Transmission Jack and FTC01 - Fuel Tank Cradle Adaptor for TTJ Transmission Jacks. This item is heavy. Extra assistance must be provided at the delivery point to help its safe delivery.

Capacity:	800TTJ - 800kg and FTC01 - 565kg
Ram Extentions:	2
Minimum Saddle Height:	960mm
Maximum Saddle Height:	1920mm
Base Size:	1.04x1.04m
Fitted/Adjustable Saddle:	Adjustable
Saddle Tilt - Forward:	15°
Saddle Tilt - Backward:	40°
Saddle Adjustment - Left-to-right:	n/a
Weight:	112kg

A NEW

750kg

Self Assemble

**A SSC750****750kg Static Mounted Crane**

Unique 360° locking swivel base for easy rotation. Mounts easily onto any strong and stable surface including loading bays, 4x4s, flatbed trucks and trailers. Heavy-duty chain and hook with safety clip. Dead man's control release valve allows fine adjustment for safe, controlled lowering of load.

B

0.5 Tonne

LOW PROFILE 100mm

Self Assemble

**B PH5****0.5 Tonne Low Profile Engine Crane**

Low profile engine crane with a height of only 100mm at the wheels. Weighs only 37kg so is extremely lightweight and manoeuvrable. Heavy-duty castors and pump access from side, for safe handling of loads. Delivered in knock-down form to reduce freight costs, some self-assembly required.

C

1 Tonne

Self Assemble

**C SC10****1 Tonne Folding Engine Crane**

Super economy model delivered in knock-down form for reduced freight cost. Fast folding model provides easy storage and transportation with heavy-duty castors. Weighs only 75kg and is perfect for mobile or workshop use. Side pump access with removable handle.

**D**

1 Tonne

LOW PROFILE 80mm**3 YEAR GUARANTEE*****D SPC1000****1 Tonne Low Profile Folding Engine Crane**

Premier 1 Tonne folding crane with heavy-duty forged hook. Low profile with a height of only 80mm at the wheels. Fast folding for easy storage and transportation. Weighs 124kg and is perfect for professional workshop use. Beam can be set in three positions, allowing a lifting capacity from 700kg to 1000kg. Features 300° rotating pump handle to aid use where space is limited.

Premier



E SC10LR

1 Tonne Long Reach Engine Crane with Extendable Legs

Delivered in knock-down form for reduced freight cost. Heavy-duty front and rear castors are on extendable legs to give improved stability, particularly when operating at maximum jib extension of 1447mm. Side pump access with removable handle.

F PH20

2 Tonne Folding Engine Crane

2 Tonne Folding crane - economy model. Folds for easy storage, freeing valuable workshop space when not in use. Heavy-duty castors. Weighs only 77kg and is perfect for mobile or workshop use. Pump access from side. Delivered in knock-down form for reduced freight cost. Some self-assembly required.

G



G AP1200MW

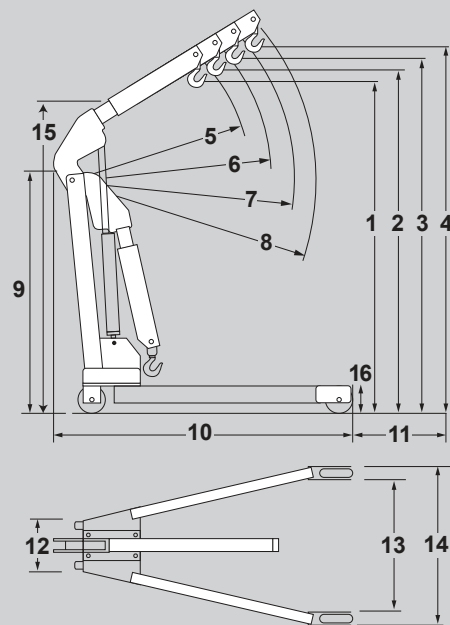
Mobile Engine Repair Workbench

For more information, see page 995.

Overall Size (W x D x H):	1200 x 640 x 872mm
Capacity:	250kg

CRANE DIMENSIONS

See table.



See diagram for specifications and detailed measurements for our range of Engine Cranes.

	A	B	C	D	E	F
Model No:	SSC750	PH5	SC10	SPC1000	SC10LR	PH20
1 Lifting Capacity in Position 1:	750kg	500kg	1000kg	1000kg	1000kg	2000kg
2 Lifting Capacity in Position 2:	250kg	400kg	750kg	800kg	750kg	1500kg
3 Lifting Capacity in Position 3:	-	300kg	500kg	700kg	500kg	1000kg
4 Lifting Capacity in Position 4:	-	200kg	250kg	-	250kg	500kg
1 Max. Lift Height at Jib Position 1:	2060mm	1950mm	1820mm	2380mm	1750mm	2060mm
2 Max. Lift Height at Jib Position 2:	2350mm	2050mm	1935mm	2465mm	1850mm	2190mm
3 Max. Lift Height at Jib Position 3:	-	2150mm	2030mm	2550mm	1950mm	2330mm
4 Max. Lift Height at Jib Position 4:	-	2250mm	2150mm	-	2050mm	2490mm
5 Length of Jib Position 1:	825mm	750mm	830mm	1280mm	937mm	930mm
6 Length of Jib Position 2:	1180mm	860mm	950mm	1430mm	1107mm	1110mm
7 Length of Jib Position 3:	-	980mm	1070mm	1576mm	1277mm	1200mm
8 Length of Jib Position 4:	-	1100mm	1190mm	-	1447mm	1460mm
9 Height Jib Down:	1530mm	1330mm	1390mm	1665mm	1446mm	1440mm
10 Length:	-	1210mm	1620mm	1750mm	1450mm	1750mm
11 Leg Extension:	-	-	-	-	150mm	-
12 Rear Width:	-	550mm	700mm	435mm	860/1160mm	850mm
13 Width Inside Front Frame:	-	700mm	780mm	930mm	381/605mm	915mm
14 Width Front Frame:	-	800mm	920mm	1065mm	690/720mm	1055mm
15 Height Legs Folded:	-	-	1440mm	1680mm	-	1540mm
16 Height of Frame:	-	100mm	185mm	80mm	180mm	195mm
Weight:	49kg	37kg	75kg	124kg	81.5kg	77kg

A

2 Tonne

Premier

3 YEAR
GUARANTEE*Rotating
Handle.**A SPC2000****2 Tonne Folding Engine Crane**

Premier 2 Tonne folding crane with heavy-duty forged hook. Fast folding for easy storage and transportation. Weighs 172kg and is perfect for professional workshop use. Beam can be set in three positions, allowing a lifting capacity from 1500kg to 2000kg. Features 300° rotating pump handle to aid use where space is limited.

B

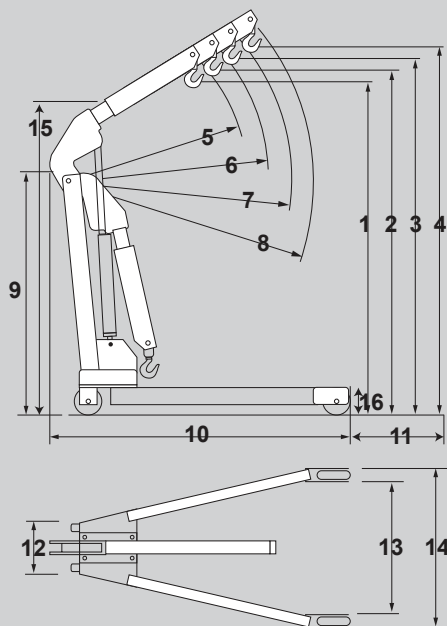
3 Tonne

Self
Assemble**B PH30****3 Tonne Fixed Frame Engine Crane with Extendable Legs**

Weighs 155kg and is perfect for heavy commercial, industrial and workshop use. Extendable heavy-duty legs for improved stability, particularly when operating at maximum jib extensions. Beam can be set in 4-positions with a capacity of 1000kg at its full extension of 1820mm. Heavy-duty castors and pump access from side, for safe handling of heavy loads. Delivered in knock-down form for reduced freight cost. Some self-assembly required.

CRANE DIMENSIONS

See table.



See diagram for specifications and detailed measurements for our range of Engine Cranes.

	A	B
Model No:	SPC2000	PH30
1 Lifting Capacity in Position 1:	2000kg	3000kg
2 Lifting Capacity in Position 2:	1700kg	2000kg
3 Lifting Capacity in Position 3:	1500kg	1500kg
4 Lifting Capacity in Position 4:	-	1000kg
1 Max. Lift Height at Jib Position 1:	2520mm	1880mm
2 Max. Lift Height at Jib Position 2:	2600mm	1970mm
3 Max. Lift Height at Jib Position 3:	2730mm	2010mm
4 Max. Lift Height at Jib Position 4:	-	2220mm
5 Length of Jib Position 1:	1320mm	1200mm
6 Length of Jib Position 2:	1460mm	1400mm
7 Length of Jib Position 3:	1610mm	1610mm
8 Length of Jib Position 4:	-	1820mm
9 Height Jib Down:	1670mm	1610mm
10 Length:	1920mm	1555mm
11 Leg Extension:	-	385mm
12 Rear Width:	590mm	780mm
13 Width Inside Front Frame:	980mm	700mm*
14 Width Front Frame:	1130mm	855mm*
15 Height Legs Folded:	1910mm	-
16 Height of Frame:	200mm	195mm
Weight:	172kg	155kg

*Legs Extended



A PFC301
3 Tonne Fixed Frame Crane

Professional 3 Tonne fixed crane with parallel legs, designed to accommodate a standard size pallet and features heavy-duty forged hook. Lowers rapidly with no-load, whilst providing smooth, controlled lowering under load conditions. Rear swivel wheels and handle make manoeuvring the crane a simple operation. Beam can be set in 4-positions, with a capacity of 2000kg at its full extension of 1870mm. Crane features two pumps one for slow, safe controlled lifting and a quick lift pump. Weighs 299kg and is suitable for workshop use.

Model No:	PFC301
1 Lifting Capacity in Position 1:	3000kg
2 Lifting Capacity in Position 2:	2500kg
3 Lifting Capacity in Position 3:	2300kg
4 Lifting Capacity in Position 4:	2000kg
1 Max. Lift Height at Jib Position 1:	2720mm
2 Max. Lift Height at Jib Position 2:	2850mm
3 Max. Lift Height at Jib Position 3:	2950mm
4 Max. Lift Height at Jib Position 4:	3050mm
5 Length of Jib Position 1:	1430mm
6 Length of Jib Position 2:	1580mm
7 Length of Jib Position 3:	1730mm
8 Length of Jib Position 4:	1870mm
9 Height Jib Down:	1930mm
10 Length:	2400mm
11 Length Legs Extended:	-
12 Rear Width:	1275mm
13 Width Inside Front Frame:	1100mm
14 Width Front Frame:	1300mm
15 Height Legs Folded:	-
16 Height of Frame:	265mm
Weight:	299kg

C SEE TABLE
Hydraulic Crane Rams

Replacement hydraulic rams are available for the full range of Sealey Engine Cranes. Full specification and dimensions are available on www.sealey.co.uk. Please contact our Technical Team on 01284 757505 if you require further details.

Model No.	Ram Capacity (kg)	Ram Ø(mm)	Ram Travel (mm)	Pump Type	Ram Pin Hole Ø(mm)	Clevis Pin Hole Ø(mm)	Mounting Point Distance (Min.)	Overall Length (Min.)	Base Mount Type
PH10.V5-06	2720	33.88	500	Single Speed	16.6	17.3	630	665	Double Clevis
PH20.V4-E	8000	33.9	502	Single Speed	16.4	16.4	636	670	Double Clevis
PH30.01	1200	38.05	494	Single Speed	22.2	21.4	650	690	Double Clevis
PH5.10	2000	24.96	505	Single Speed	12.8	12.9	635	665	Single Clevis
SC10.V3-E	3000	27.88	515	Single Speed	16.5	16.5	635	670	Double Clevis
SC10LR-V3-18	7257	30	480	Single Speed	16.5	16.5	650	665	Double Clevis
SC10LR.V2-23	7257	33.93	495	Single Speed	16.5	16.7	620	655	Double Clevis
SPC1000.28	5000	31.92	585	Twin Speed	18.0	27.5*	706**	763	Spigot Mount
SPC2000.28	8000	37.89	624	Twin Speed	22.0	27.5*	797**	855	Spigot Mount
SSC750.08	2500	27.85	515	Single Speed	16.5	16.5	634	670	Double Clevis
SSC900.08	3000	27.85	515	Single Speed	16.5	16.5	634	670	Double Clevis

* Internal diameter of spigot mount ** From base plane to ram pin centre



B LS501
680kg Load Sling Adjuster

Handles and levels heavy, off-centre loads quickly and easily. Ball-bearing handle allows for a smooth and easy adjustment. Three adjustment holes accommodate different sized engines. Ideal for car, van, truck and marine engines. If used with cranes of capacity 680kg or more, the load must be restricted to 680kg maximum. Supplied with 4 x 275mm chains and 4 x 'L' shaped brackets with additional karabiner styled screw links.

Sling Span: 340mm



A-D SEE RIGHT

Engine Stands

These stands accept a wide variety of engines and transmissions. The heads swivel 360° for accessibility to all parts of the engine. Fully adjustable mounting arms. Swivel castors provide excellent manoeuvrability. Additionally, Model No. ES900F features folding legs for easier storage and transport.



E

750kg



	A	B	C	D
Model No:	ES350	ES450	ES550	ES900F
Capacity:	350kg	450kg	550kg	900kg
Size (W x D x H):	890 x 790 x 920mm	950 x 790 x 930mm	1000 x 845 x 930mm	1105 x 820 x 910mm
Folding:	✗	✗	✗	✓

E ES750

750kg Exhaust Support Stand

Screw adjustment with easy-to-use spinner nut and ball-bearing thrust race for smooth operation. Removable base for easier storage. Adjustable over a 668mm range.

Capacity:	750kg
Minimum Height:	1364mm
Maximum Height:	2032mm

F ES480D

450kg Folding 360° Rotating Engine Stand with Geared Handle Drive

This engine stand accepts a wide variety of engines and transmissions. The Geared Handle Drive allows for easy and accurate 360° rotation in order to access all parts of the engine. Mounting head has four fully adjustable arms with bolt holes to accommodate various load sizes. Fitted with screw lock to ensure load is secured. Swivel castors provide excellent manoeuvrability. Assembled with clevis pins and clips so the stand can be folded for storage. Maximum Load Length: 700mm.

Capacity:	450kg
Size (W x D x H):	990 x 930 x 925mm

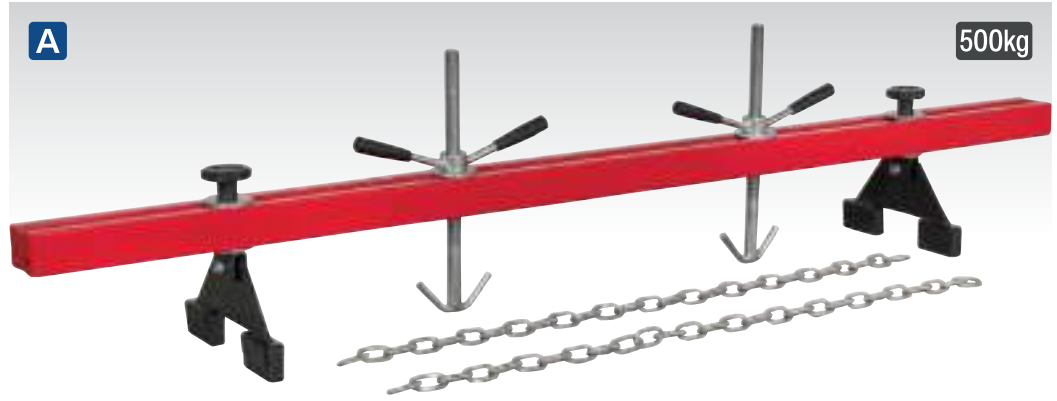


A ES502

500kg Engine Support Beam

Supports and accurately positions engine during maintenance operations such as replacing anti-vibration mountings and certain body panels. Also used as an aid for the removal of gearboxes and transmissions. Beam supported on rubber feet and fine adjustment control is obtained by using double screw/hook mechanisms. Supplied with two short lengths of chain.

Capacity:	500kg
Minimum Width:	585mm
Maximum Width:	1580mm
Screw Travel:	230mm
Weight:	14.4kg




B ES600

600kg Heavy-Duty Engine Support Beam

Suitable for heavy engines including 6-cylinder variants. Supports engine during maintenance operations including engine mounting replacement. Beam is supported on two rubber covered feet with third, height-adjustable foot, resting on the front of the vehicle. Supplied with two short lengths of chain.

Capacity:	600kg
Minimum Width:	1010mm
Maximum Width:	1210mm*
Minimum Length:	600mm
Maximum Length:	875mm*
Weight:	15.7kg

*Allows for 200mm safety margin



C-D SEE BELOW

Engine Support Beams

Designed to support and accurately position engines during maintenance operations such as replacing anti-vibration mountings and certain body panels. Also used as an aid for the removal of gearboxes and transmissions. Beams supported on rubber feet and fine adjustment control is obtained by using a screw/hook mechanism. Supplied with a short length of chain.

	C	D
Model No:	ES300	ES500
Capacity:	300kg	500kg
Minimum Width:	585mm	1120mm
Maximum Width:	1580mm	1910mm
Screw Travel:	230mm	230mm
Weight:	11.8kg	12.9kg



E ES601

500kg Engine Support Beam with Cross Beam

Designed to support and assist to accurately position engines during maintenance operations such as replacing anti-vibration mountings and certain body panels. Also used as an aid for the removal of gearboxes and transmissions. Beams supported on rubber feet and fine adjustment control is obtained by using screw/hook mechanisms. This model has the additional advantage of a 360° adjustable rotating cross beam to enable a greater range of support options when in use.

Capacity:	500kg
Main Beam Minimum Width:	60mm
Main Beam Maximum Width:	1680mm
Cross Beam Minimum Width:	60mm
Cross Beam Maximum Width:	860mm
Screw Hook Lengths:	450/350mm
Weight:	23kg



A NEW

0.5 Tonne



B

1 Tonne



C NEW

2 Tonne



D-F NEW



Gantry Combo Kits
Money saving combo kits also available. See table below.



Model No. SG2000W features pulley handle to easily position the crossbeam to the desired height.



A-C SEE BELOW

Adjustable Portable Gantry Cranes

Ideal for workshops/garages where level lifting is essential. Fitted with four swivel locking castors. Gantry crane is NOT to be moved while loaded. All steel construction with 'I-beam' cross member for added strength. Height-adjustable (unladen) from 2400 to 3600mm in 100mm increments. Ideal for maintenance, manufacturing, repairs and other material handling tasks. Quick assembly and disassembly for easy transport within a workplace or from site-to-site. Lifting tackle not included.

	A	B	C
Model No:	SG500	SG1000	SG2000W
Minimum Height:	2400mm	2400mm	2400mm
Maximum Height:	3600mm	3600mm	3600mm
Gantry Width:	2600mm	2600mm	2600mm
Maximum Depth:	1200mm	1200mm	1200mm
Maximum Load Capacity:	0.5 Tonne	1 Tonne	2 Tonne
Weight:	100kg	128kg	170kg
Combo Kit:	SG500KIT	SG1000KIT	SG2000KIT

D-F SEE BELOW

Adjustable Portable Gantry Crane Combos

	D	E	F
Model No:	SG500KIT	SG1000KIT	SG2000KIT
Contents:	SG500 - 0.5 Tonne Adjustable Portable Gantry Crane, PT500 - 0.5 Tonne Plain Trolley, CB500 - 0.5 Tonne Chain Block 2.5m	SG1000 - 1 Tonne Adjustable Portable Gantry Crane, PT1000 - 1 Tonne Plain Trolley, CB1000 - 1 Tonne Chain Block 2.5m	SG2000W - 2 Tonne Adjustable Portable Gantry Crane, PT2000 - 2 Tonne Plain Trolley, CB2000 - 2 Tonne Chain Block 3m

A

230V



125kg

Single Line Pull



250kg

Double Line Pull



A PH250

250kg Capacity Power Hoist

Approved to EU and UK Lifting Gear Regulations. This hoist is intended for use where a suitable support facility exists. Support brackets are included with the equipment. The support bar is not included. Includes 1.3m cable and 3-pin plug.

Capacity (Single Cable):	125kg
Capacity (Double Cable):	250kg
Lift Height (Single Cable):	12m
Lift Height (Double Cable):	6m
Lift Speed (Maximum):	8m/min
Motor Power:	500W
Weight:	9.6kg

B

230V



200kg

Single Line Pull



400kg

Double Line Pull



B PH400

400kg Capacity Power Hoist

Approved to EU and UK Lifting Gear Regulations. This hoist is intended for use where a suitable support facility exists. Support brackets are included with the equipment. The support bar is not included.

Capacity (Single Cable):	200kg
Capacity (Double Cable):	400kg
Lift Height (Single Cable):	12m
Lift Height (Double Cable):	6m
Lift Speed (Maximum):	8m/min
Motor Power:	750W
Weight:	16.0kg
Current:	3.3A

C



1000kg Capacity

C FH01

1000kg Capacity Forklift Lifting Hoist

Manufactured from heavy-duty steel for added strength. Easily converts a forklift into a mobile crane. Fitted with opening hook for use with multiple attachments. Safely secures to forklift using two heavy-duty thumb screws.

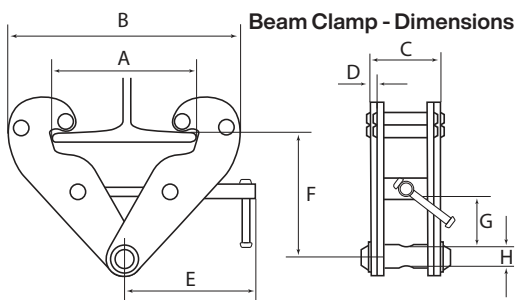
Capacity:	1000kg
Fork Opening:	250mm
Fork Size:	140 x 65mm
Size (W x D x H):	440 x 120 x 160mm
Weight:	14kg



A-D SEE TABLE

Beam Clamps

Suitable for semi-permanent attachment to steel beams and acts as a lifting point for chain blocks, hoists and lifting tackle. The clamp may also be used for lifting and transfer of steel beams and as a pulling clamp. Low profile afforded by integral pivot/lifting point.



A-D



	A	B	C	D
Model No:	BC1000	BC2000	BC3000	BC5000
Capacity:	1000kg	2000kg	3000kg	5000kg
Adjustable Beam Width:	75-220mm	75-220mm	80-320mm	80-320mm
A:	260mm	260mm	354mm	354mm
B:	180-360mm	180-360mm	235-490mm	235-490mm
C:	64mm	74mm	103mm	110mm
D:	5mm	6mm	8mm	10mm
E:	215mm	215mm	260mm	260mm
F:	102-155mm	102-155mm	140mm	140mm
G:	25mm	25mm	45mm	45mm
H:	Ø22mm	Ø22mm	Ø24mm	Ø28mm
Weight:	4.2kg	4.95kg	9.1kg	10.9kg

IMPORTANT SAFETY INFORMATION

Always ensure that the load to be slung does not exceed the rated capacity of the equipment being used. Also ensure that the structure to which the trolley or winch is attached meets or exceeds the safety parameters which are specified by the HSE. Do not allow the load to swing during operation, and do not subject winches, pulleys, beam clamps and straps to shock loads.



See our range of Safety Gloves on pages 1284-1287

E SEE TABLE BELOW

Plain & Geared Block Trolleys


Suitable for use with our lever hoists or chain blocks. Designed for mounting onto an I-beam or RSJ to allow load to be manoeuvred sideways. Incorporates wheel guards to prevent contact with other trolleys mounted on same load bearer.

E

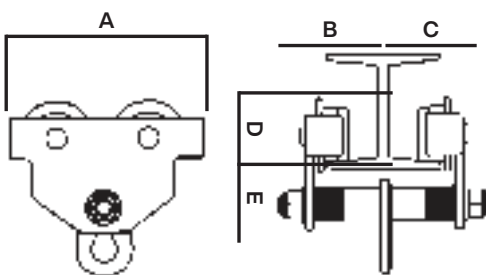
Plain



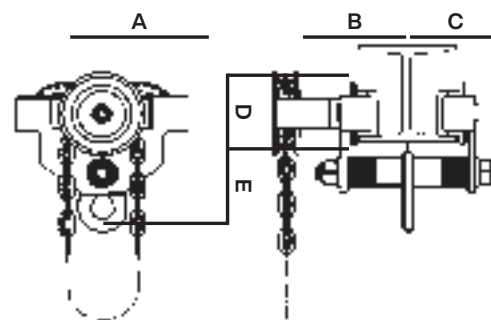
Geared



Plain Block Trolley Dimensions



Geared Block Trolley Dimensions




Model No:	PT500	PT1000	PT1000G	PT2000	PT3000	PT3000G
Type:	Plain	Plain	Geared	Plain	Plain	Geared
Capacity:	500kg	1000kg	1000kg	2000kg	3000kg	3000kg
Test Load:	750kg	1500kg	1500kg	3000kg	4500kg	4500kg
Track Width Adjustable Range:	64-140mm	64-140mm	64-140mm	76-165mm	76-203mm	76-203mm
Minimum Curve Radius:	800mm	1000mm	1000mm	1300mm	1500mm	1500mm
A:	212mm	255mm	255mm	305mm	344mm	344mm
B:	115mm	127.5mm	205mm	150mm	172mm	250mm
C:	115mm	127.5mm	135mm	150mm	172mm	180mm
D:	90mm	104mm	104mm	130mm	145mm	150mm
E:	115mm	128mm	128mm	152mm	186mm	200mm
Weight:	7kg	13kg	17kg	20kg	31kg	41kg
Min. Standard I-Beam Dimensions (D x W x Web):	125 x 75 x 5.5mm	125 x 75 x 5.5mm	125 x 75 x 5.5mm	180 x 100 x 6mm	200 x 100 x 7mm	200 x 100 x 7mm
Max. Standard I-Beam Dimensions (D x W x Web):	250 x 125 x 7.5mm	250 x 125 x 7.5mm	250 x 125 x 7.5mm	350 x 150 x 9mm	850 x 150 x 9mm	850 x 150 x 9mm
Min. Distance Between Spans:	3000mm	2500mm	2500mm	3000mm	2700mm	2700mm



A-E SEE RIGHT
Chain Blocks

Fitted with heat treated and ground, triple-spur geared shaft and pinion. Also includes mechanical load brake for extra safety. All chains are manufactured from hardened alloy material and load hooks feature safety latches. Compact gear housing allows use where headroom is limited.

	A	B	C	D	E
Model No:	CB500	CB1000	CB2000	CB3000	CB5000
Safe Working Load:	500kg	1000kg	2000kg	3000kg	5000kg
Test Load:	750kg	1500kg	3000kg	4500kg	7500kg
Standard Lift:	2.5m	2.5m	3m	3m	3m
Load Chain Diameter:	Ø6mm	Ø6mm	Ø8mm	Ø8mm	Ø10mm
Pulling Effort:	23.5kgf	31.5kgf	36.7kgf	34.67kgf	42.22kgf
Head Room:	295mm	317mm	470mm	530mm	588mm
Size (W x D):	127 x 131mm	140 x 158mm	187 x 161mm	199 x 161mm	186 x 253mm
Hook Aperture:	25mm	23mm	33mm	35mm	50mm
Maximum Hook Capacity:	Ø35mm	Ø40mm	Ø45mm	Ø50mm	Ø65mm
Weight:	10kg	12kg	19kg	25kg	43kg



F LH251
250kg Mini Lever Hoist

Lightweight and compact design makes this hoist easy-to-use in very confined working conditions. Features drop-forged and heat treated pinion gear with totally enclosed mechanism. Hooks are fitted with safety catches and rotate 360°. Free-chaining feature permits slack in the load chain to be taken up by hand before engaging the ratchet arm. Fitted with high quality durable alloy steel chain.

G-J SEE RIGHT
Lever Hoists

Rugged construction features drop-forged and heat treated pinion gear with totally enclosed mechanisms. All models equipped with heavy-duty brake and high quality alloy steel chain for durable and safe operation. Free-chaining feature permits slack in the load chain to be taken up by hand before engaging the ratchet arm.



	F	G	H	I	J
Model No:	LH251	LH750	LH1000	LH1500	LH3000
Capacity:	250kg	750kg	1000kg	1500kg	3000kg
Chain Falls:	1	1	1	1	1
Chain Length:	1.2m	1.5m	1.5m	1.5m	1.5m
Head Room:	220mm	275mm	295mm	295mm	400mm
Hook Aperture:	20mm	25mm	30mm	30mm	40mm
Lever Length:	160mm	280mm	410mm	410mm	410mm
Load Chain Diameter:	Ø4mm	Ø6mm	Ø8mm	Ø8mm	Ø10mm
Maximum Hook Capacity:	Ø30mm	Ø37mm	Ø45mm	Ø45mm	Ø50mm
Weight:	1.80kg	7kg	12kg	12kg	19.02kg
Operating Clearance:	60mm	99mm	104mm	104mm	108mm
Pull on Lever to Lift Full Load:	25kgf	14kgf	24kgf	24kgf	33kgf
Size (W x D):	85 x 92mm	136 x 148mm	160 x 172mm	160 x 172mm	180 x 200mm
Test Load:	375kg	1125kg	1500kg	2250kg	4500kg

HYDAULIC PRESSES

The most comprehensive range of Presses in the UK. All Sealey Presses are designed for the professional user in a demanding workshop environment. Regardless of application or budget, we have a press to suit your requirements. With so many different features and benefits to consider, we have put together a simple guide to help you choose the right model. Look out for the following logos alongside each model.

Hydraulic

Manual hydraulic pump and ram. Some models have a detachable pump and ram allowing hydraulics to be used for other purposes when the press is not in use.



Torque adjustable hydraulic pump enables lighter pumping when needing higher torque.

AIR Hydraulic

Hydraulic ram powered by pump that can be operated manually or with the aid of an air operated motor.




Hand or foot pedal operation. Using foot pedal to operate keeps hands-free for fine positioning of the workpiece before pressing starts.

Sliding Ram

Sliding ram assemblies allow you to position the ram for pressing non-central objects on the workpiece. See sliding ram travel figures in specification tables.

Premier

Our top-of-the-range presses featuring heavy-duty frames with ram assemblies that can slide left or right allowing greater flexibility. Our Premier and Viking presses are covered by a 5 Year guarantee*.



A

5.4 Tonne

Hydraulic

Bench Mounting



B

10 Tonne

Hydraulic

Bench Mounting

C
FRAME



B



Bench Mounting

D

0.5 Tonne



E

1 Tonne



F

2 Tonne



G

3 Tonne




	A	B	C
Model No:	YK6ECB	YC10B	YK10B
Bench or Floor Mounting:	Bench	Bench	Bench
Type:	Hydraulic	Hydraulic	Hydraulic
Capacity:	5.4 Tonne	10 Tonne	10 Tonne
Ram Stroke:	125mm	150mm	180mm
Ram Diameter:	Ø36mm	Ø40mm	Ø40mm
Lateral Ram Travel:	-	-	190mm
Minimum Height - Ram to Table:	20.5mm	158mm	110mm
Maximum Height - Ram to Table:	145.5mm	458mm	365mm
Table Aperture:	56mm	100mm	115mm
Working Table Depth:	136mm	230mm	80mm
Working Table Width:	340mm	400mm	480mm
Overall Height:	800mm	966mm	1060mm
Gauge Included:	✗	✗	✓
Weight:	26kg	64.5kg	48kg

D-G SEE BELOW

Arbor Presses

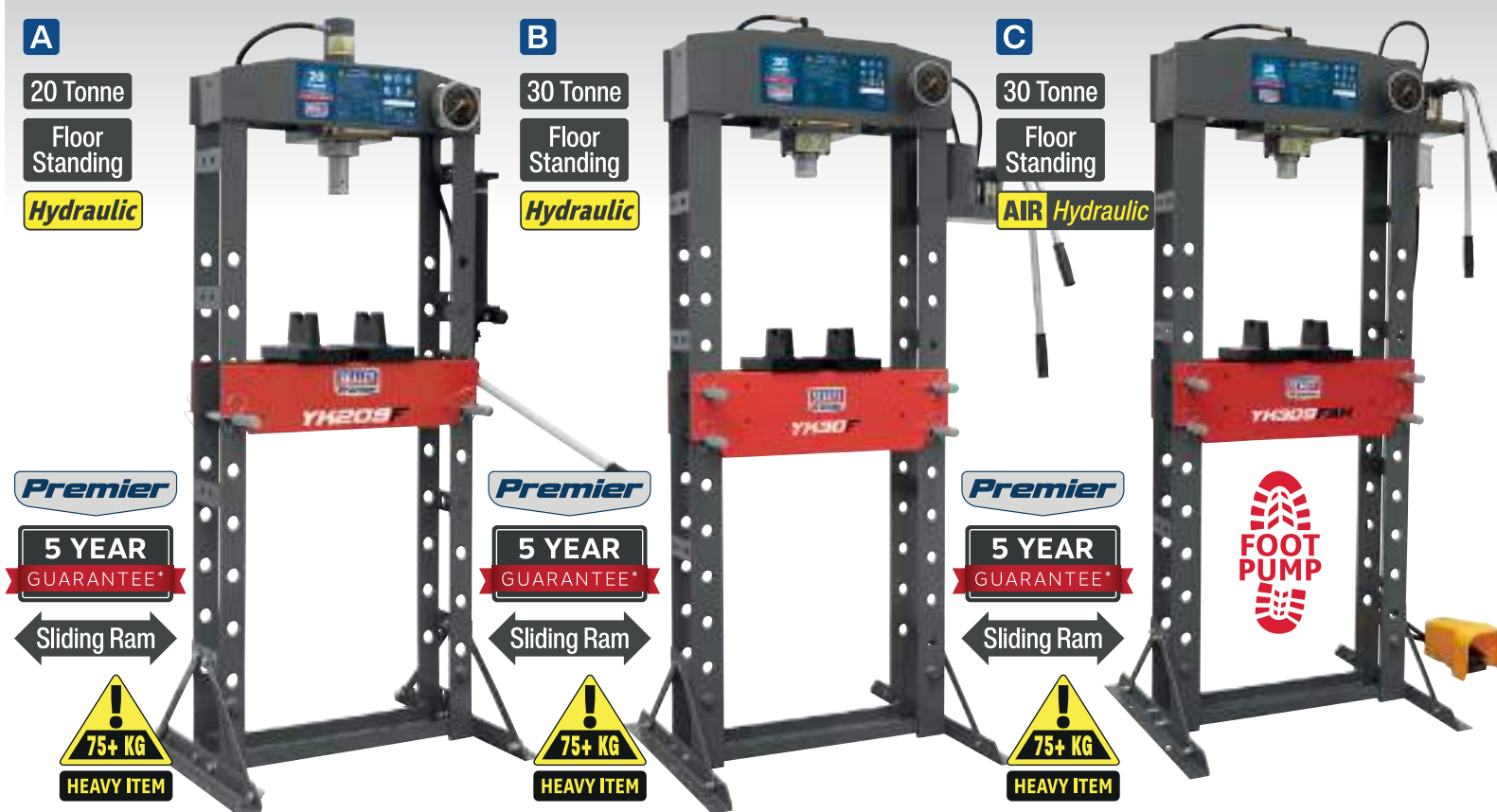
Cast steel frame with machined steel toothed arbor. 4-Position table with 10/15/20/32mm cut-outs for pressing operations. Suitable for repetitive manufacturing operations.

	D	E	F	G
Model No:	PK500	PK1000	PK2000	PK3000
Throat Depth:	90mm	114mm	150mm	178mm
Maximum Distance Table to Piston:	75mm	95mm	170mm	280mm
Capacity:	0.5 Tonne	1 Tonne	2 Tonne	3 Tonne



	A	B	C	D	E	F	G	H
Model No:	YK10ECF	YK10F	YK12F	YK20ECF	YK30ECF	YK20F	YK20FAH	YK30XF
Bench or Floor Mounting:	Floor	Floor	Floor	Floor	Floor	Floor	Floor	Floor
Capacity:	10 Tonne	10 Tonne	12 Tonne	20 Tonne	30 Tonne	20 Tonne	20 Tonne	30 Tonne
Ram Stroke:	138mm	175mm	175mm	140mm	180mm	185mm	185mm	150mm
Ram Diameter:	Ø43mm	Ø40mm	Ø40mm	Ø53mm	56mm	Ø48mm	Ø48mm	Ø70mm
Lateral Ram Travel:	-	-	-	-	-	403mm	403mm	200mm
Minimum Height - Ram to Table:	70mm	77mm	80mm	52mm	-265mm*	58mm	58mm	60mm
Maximum Height - Ram to Table:	435mm	917mm	800mm	655mm	610mm	1018mm	1018mm	1050mm
Table Aperture:	82mm	84mm	80mm	94mm	140mm	100mm	100mm	154mm
Working Table Depth:	165mm	180mm	180mm	200mm	260mm	206mm	206mm	284mm
Overall Height:	1305mm	1657mm	1657mm	1562mm	1500mm	1796mm	1796mm	1907mm
Gauge Included:	✗	✓	✓	✗	✗	✓	✓	✓
Air Consumption:	-	-	-	-	-	-	7.06cfm	-
Weight:	42kg	67kg	74kg	79kg	126kg	93kg	93kg	142kg

*Ram protrudes through table.




	A	B	C
Model No:	YK209F	YK30F	YK309FAH
Bench or Floor Mounting:	Floor	Floor	Floor
Type:	Hydraulic	Hydraulic	Air/Hydraulic
Capacity:	20 Tonne	30 Tonne	30 Tonne
Ram Stroke:	187mm	150mm	150mm
Ram Diameter:	Ø48mm	Ø70mm	Ø70mm
Lateral Ram Travel:	176mm	200mm	200mm
Minimum Height Ram to Table:	38mm	150mm	150mm
Maximum Height Ram to Table:	918mm	1030mm	1030mm
Table Aperture:	152mm	164mm	164mm
Working Table Depth:	172mm	184mm	184mm
Working Table Width:	630mm	695mm	695mm
Overall Height:	1625mm	1801mm	1801mm
Gauge Included:	✓	✓	✓
Working Air Pressure:	-	-	108-123psi
Air Consumption:	-	-	9cfm
Weight:	105kg	166kg	166kg
Safety Guard (Optional):	YKSG20	YKSG30	YKSG30



D VS7036 Universal Press Support Block

Designed to be used with a standard workshop press. Multiple threaded holes in aluminium base plate enable the support bars to be installed in virtually any position, allowing the bearing or bush to be positioned horizontally. Includes a packing block for added versatility. Ideal for the removal of wheel bearings and bushes.

Aluminium Base Plate Size (L x W x H):	250 x 200 x 40mm
Aluminium Packing Block Size (L x W x H):	200 x 70 x 40mm
Support Bar Length:	110mm, 150mm (x3) 190mm



E SEE BELOW Safety Guards

Lightweight aluminium frames with tough steel mesh. Adjustable guards protect the user and/or passer by from being injured if workpiece is accidentally dislodged under load. Bolts onto either side of the table and features five height increments, allowing the workpiece to be placed onto table with no obstruction. One-way spring loaded locking clips then allow the guard to be pulled up quickly and snap straight into position for full protection.

Model No:	YKSG20	YKSG30	YKSG50	YKSG75
Applications:	YK209F	YK30F	YK509F, YK509FAH	YK759F, YK759FAH

A

50 Tonne

Floor Standing

Premier

Hydraulic

Sliding Ram



5 YEAR GUARANTEE*



B

50 Tonne

Floor Standing

Premier

AIR Hydraulic

Sliding Ram



5 YEAR GUARANTEE*



C

75 Tonne

Floor Standing

Premier

Hydraulic

Sliding Ram



5 YEAR GUARANTEE*



D

75 Tonne

Floor Standing

Premier

AIR Hydraulic

Sliding Ram



5 YEAR GUARANTEE*



C-D

IMPORTANT NOTE

These items need to be delivered to premises that have access to a forklift for off-loading. If this is not possible it will require a two-person delivery for which there is an additional cost. Please contact our sales office for details.

	A	B	C	D
Model No:	YK509F	YK509FAH	YK759F	YK759FAH
Bench or Floor Mounting:	Floor	Floor	Floor	Floor
Type:	Hydraulic	Air/Hydraulic	Hydraulic	Air/Hydraulic
Capacity:	50 Tonne	50 Tonne	75 Tonne	75 Tonne
Ram Stroke:	200mm	200mm	250mm	250mm
Ram Diameter:	Ø75mm	Ø75mm	Ø93mm	Ø93mm
Lateral Ram Travel:	245mm	245mm	260mm	260mm
Minimum Height - Ram to Table:	67mm	67mm	170mm	170mm
Maximum Height - Ram to Table:	1047mm	1047mm	884mm	884mm
Table Aperture:	235/185mm	235mm	251/201mm	251mm
Working Table Depth:	259mm	259mm	279mm	279mm
Working Table Width:	910mm	910mm	1020mm	1020mm
Overall Height:	1877mm	1877mm	1925mm	1925mm
Gauge Included:	✓	✓	✓	✓
Working Air Pressure:	-	108-123psi	-	108-123psi
Air Consumption:	-	7cfm	-	7cfm
Weight:	297kg	303kg	435kg	451kg
Safety Guard (Optional):	YKSG50	YKSG50	YKSG75	YKSG75

E

YKPP8 8pc Press Pin Set



Set of eight press pins, 2-20 Tonne capacity, with ram adaptor and yellow phosphate finish for added corrosion resistance. Presented in mountable bracket with fixing points. Suitable for use with presses which have a female ram assembly diameter of Ø25mm and are secured with a bolt. These pins are suitable for the following Sealey model numbers manufactured from October 2008 onwards; PPB15, PPF20, PPF30, YK15BP, YK15FFP, YK20F, YK20FAH, YK209F, YK30F, YK30FFP, YK30XF, YK309FAH, YK509F, YK50FFP, YK509FAH, YK759F, YK759FAH.

Contents: 2, 3, 8, 12, 14, 16, 18, 20 Tonne

A NEW

15 Tonne

Bench Mounting

5 YEAR GUARANTEE*

Hydraulic

B NEW

20 Tonne

Floor Standing

5 YEAR GUARANTEE*

Hydraulic

C NEW

30 Tonne

Floor Standing

5 YEAR GUARANTEE*

Hydraulic

D NEW

30 Tonne

Floor Standing

5 YEAR GUARANTEE*

AIR Hydraulic

E NEW

50 Tonne

Floor Standing

5 YEAR GUARANTEE*

AIR Hydraulic

Press pins.

Pressure gauge.

Block end cover.

Sliding hydraulic ram.

Hand winch.

Pumping handle.

A-E SEE BELOW

Viking Hydraulic Presses

Professional range of floor and bench mounted presses, ranging from 15 to 50 Tonne. Hydraulic units are mounted in the frame to maximize workspace and protect components. Storage for press pins included in frame. Suitable for workshop use or by the serious motoring enthusiast.

	A	B	C	D	E
Model No:	PPB15S	PPF20S	PPF30S	PPF301S	PPF501S
Bench or Floor Mounting:	Bench	Floor	Floor	Floor	Floor
Type:	Hydraulic	Hydraulic	Hydraulic	Air/Hydraulic	Air/Hydraulic
Capacity:	15 Tonne	20 Tonne	30 Tonne	30 Tonne	50 Tonne
Ram Stroke:	95mm	145mm	145mm	145mm	145mm
Ram Diameter:	Ø78mm	Ø83mm	Ø102mm	Ø102mm	Ø121mm
Total Ram Travel:	170mm	220mm	220mm	220mm	220mm
Maximum Height - Ram to Table:	385mm	875mm	875mm	875mm	860mm
Minimum Height - Ram to Table:	45mm	25mm	25mm	25mm	80mm
Table Aperture:	147mm	150mm	150mm	168mm	224mm
Working Table Depth:	163mm	166mm	166mm	188mm	248mm
Working Table Width:	565mm	710mm	710mm	710mm	930mm
Overall Height:	855mm	1800mm	1800mm	1800mm	1900mm
Gauge Included:	✓	✓	✓	✓	✓
Screw Extension:	75mm	75mm	75mm	75mm	75mm
Working Air Pressure:	-	-	-	130.5-174psi	130.5-174psi
Air Consumption:	-	-	-	4.5cfm	4.5cfm
Weight:	56kg	121kg	126kg	163kg	249kg

A NEW



100 Tonne

Floor Standing

AIR Hydraulic



5 YEAR GUARANTEE*



A PPF100S

100 Tonne Floor Type Viking Air/Hydraulic Press

Heavy-duty steel frame construction with integral air motor powering hydraulic pump unit. Adjustable work area with removable tray. Sliding hydraulic ram assembly giving 360mm of lateral travel for off-centre pressing applications. Frame head fitted with ram pressure gauge. Winch assisted press table adjustment. Storage for press pins included in frame (pins not included). Supplied with flat pressing plate/V-blocks.

Bench or Floor Mounting:	Floor
Type:	Air/Hydraulic
Capacity:	100 Tonne
Ram Stroke:	300mm
Ram Diameter:	Ø179mm
Total Ram Travel:	300mm
Minimum Height - Ram to Table:	185mm
Maximum Height - Ram to Table:	885mm
Table Aperture:	324mm
Working Table Depth:	364mm
Working Table Width:	1090mm
Overall Height:	1938mm
Gauge Included:	✓
Working Air Pressure:	130.5-174psi
Air Consumption:	6.5cfm
Weight:	602kg



Foot control.



V-Block.



Hand winch.

B NEW



C NEW



D NEW



E NEW



F NEW



B-F SEE BELOW

Safety Guards

Lightweight steel frames with polycarbonate screens. Adjustable guard protects the user and/or passer-by from being injured if workpiece is accidentally dislodged under load. Bolts onto either side of the table and features varying height increments, allowing the workpiece to be placed onto table with no obstruction. One-way spring loaded locking clips then allow the guard to be pulled up quickly and snap straight into position for full protection.

	B	C	D	E	F
Model No:	PPBSG	PPFSG1	PPFSG2	PPFSG3	PPFSG4
Applications:	PPB15S	PPF20S, PPF30S	PPF301S	PPF501S	PPF100S
Weight:	3kg	5kg	5kg	6kg	10.25kg



A-B SEE BELOW

Pneumatic Workshop Stools with Adjustable Height Swivel Seats

4-Legged steel construction with a polished Chrome plate finish for corrosion resistance. Strengthening ring for stability, which also acts as a foot rest. Swivel seats feature pneumatic height adjustment and rotate fully through 360°. Both stools are padded and Model No. SCR17 is made from high-density foam with a black faux leather cover for extra comfort and style.

	A	B
Model No:	SCR14	SCR17
Capacity:	136kg	150kg
Seat Diameter:	Ø350mm	Ø365mm
Minimum/Maximum Height:	760-880mm	695-815mm

C SCR13

Workshop Stool with Swivel Seat

4-Legged steel construction with a polished Chrome plate finish for resistance to corrosion. Strengthening rings for stability, lower one also acts as a foot rest. Ø350mm Swivel seat rotates fully through 360° and is padded for extra comfort.

Capacity:	136kg
Height:	750mm



D-F SEE BELOW

Pneumatic Workshop Stools with Adjustable Height Swivel Seat & Back Rest

4-Legged heavy-duty steel construction with a black powder coat finish for corrosion resistance. Strengthening ring for stability, which also acts as a foot rest. Swivel seats feature pneumatic height adjustment and rotate fully through 360°. The three stools are padded and are made from high density foam with a black faux leather cover for extra comfort and style. All three stools also feature a back rest for better support.

	D	E	F
Model No:	SCR01B	SCR02B	SCR03B
Capacity:	150kg	150kg	150kg
Minimum/Maximum Height:	660-800mm	510-650mm	570-710mm



A SCR10

Pneumatic Mechanic's Seat

Swivel action seat with lever operated pneumatic height adjustment between 390 and 520mm. Padded cushion for added comfort. Seat glides across workshop floor on five Ø60mm ball-bearing castors. Base doubles as temporary tool and component storage tray.

Minimum/Maximum Height:	390-520mm
Capacity:	136kg



B SCR15

Pneumatic Mechanic's Seat

Swivel action seat with lever operated pneumatic height adjustment between 380mm and 500mm. Ø380mm Padded cushion for added comfort. Seat glides across workshop floor on five Ø60mm ball-bearing castors. Base doubles as temporary tool and component storage tray.

Minimum/Maximum Height:	380-500mm
Capacity:	136kg



C SCR15

Tool Tray for Mechanic's Seat

Durable storage tray for tools and components. Fits seat posts up to Ø50mm. Half-circle shape keeps items conveniently to hand whilst not obstructing work. Compatible with Model No's SCR10 and SCR15.

Heights:	24mm Tray Depth, Plus 112mm Supporting Tube
Overall Size (W x D x H):	300 x 176 x 24mm (+112mm support tube = 136mm)
Capacity:	1kg



D SCR85

Low Level Creeper, Seat & Kneeler

Heavy-duty steel framework with powder coat paint finish. Easily converts from low level creeper seat to a traditional creeper and to a kneeler, thanks to a removable backrest fitted with two castors. Features vinyl covered seat pad and adjustable backrest for added comfort.

Size (W x D x H):	730 x 320 x 610mm
Wheels:	6
Capacity:	150kg



E SCR16

Mechanic's Utility Seat & Step Stool

A versatile utility seat and step stool combination with convenient tray, which keeps tools close to hand and the work area tidy. Five Ø60mm oil resistant swivel castors for easy manoeuvrability and thick vinyl padded seat for added comfort.

Overall Size (W x D x H):	420 x 360 x 420mm
Capacity:	Seat - 158kg, Step - 180kg



F SCR9

Mechanic's Utility Seat

Steel framework with powder coated finish. Extra thick cushioned padding for added comfort when seated. Easy-rolling Ø63mm rubber castors with ball-bearing swivel. Composite storage tray for tools and components.

Overall Size (W x D x H):	355 x 360 x 385mm
Capacity:	110kg




G SCR9HV

Mechanic's Utility Seat - Hi-Vis Green

Steel framework with powder coated finish. Extra thick cushioned padding for added comfort when seated. Easy-rolling Ø63mm rubber castors with ball-bearing swivel. Composite storage tray for tools and components.

Overall Size (W x D x H):	355 x 360 x 385mm
Capacity:	110kg



A-D SEE BELOW

American-Style Creepers

Heavy-duty steel framework with powder coat paint finish. Easy-rolling Ø63mm composite castors with ball-bearing swivels. Features vinyl covered back and headrest.

Size (L x W x H):	910 x 425 x 95mm
Wheels:	6
Capacity:	150kg
Model No:	Colour:
A SCR75B	Blue
B SCR75HV	Green
C SCR75O	Orange
D SCR75	Red

E SCRT

Creeperside Tray

Durable tool tray designed to fit onto the side of most steel framed creepers. Magnetic base holds smaller components in place, keeping them to hand while working under a car. Generous 'lip' hooks over most frame sizes to allow easy fitting (fixings included). Thumbscrew fixing allows easy fitting and removal of tray from creeper.

Tray Size (W x D x H):	345 x 105 x 18mm
------------------------	------------------



F SCR74

Creepers with Adjustable Headrest

Heavy-duty steel framework with powder coat paint finish. Easy-rolling Ø60mm composite castors with ball-bearing swivels. Vinyl covered back and headrest. Headrest is adjustable for comfort.

Size (L x W x H):	1020 x 425 x 105mm
Wheels:	6
Capacity:	180kg

Adjustable headrest.



G SCRBB

Under Dash Creeper Board

Provides a comfortable work position for technicians who work under a vehicle dashboard. Adjustable height from 490mm to 665mm to accommodate cars, trucks, and SUVs. Heavy-duty steel frame folds easily for storage. Eases stress on back and neck while working under the dash. Maximum capacity 100kg.

Size:	1020 x 500 x 480mm
Capacity:	100kg



A SCR79
Mechanic's Creeper/Seat

Powder coated tubular steel construction with padded vinyl cushions. 5-Position head/back rest provides added comfort. Super-stable design with seven smooth-rolling Ø63mm ball-bearing swivel castors. Converts to seat mode in seconds. 180kg Capacity in creeper mode and 100kg capacity in seat mode.

Size (L x W x H):	Creeper Mode: 1160 x 435 x 115mm Seat Mode: 615 x 435 x 610mm
Wheels:	7
Capacity:	Creeper Mode; 180kg, Seat Mode; 100kg



B SCR84
Deluxe Steel Creeper

Heavy-duty steel framework with powder coat paint finish. Easy-rolling Ø75mm swivel composite castors. Vinyl covered back and headrest. Designed for the professional workshop.

Size (L x W x H):	1135 x 510 x 185mm
Wheels:	6
Capacity:	180kg



C SCR80
Composite Creeper

One-piece, moulded, high-impact, polymer creeper with two integral tool trays and padded headrest. Low profile for greater under vehicle clearance. Features six Ø75mm castors for easy manoeuvrability.

Size (L x W x H):	1000 x 480 x 115mm
Wheels:	6
Capacity:	135kg



D SCR80HV
Composite Creeper - Hi-Vis Green

One-piece, moulded, high-impact, polymer creeper with two integral tool trays and padded headrest. Low profile for greater under vehicle clearance. Features six Ø75mm castors for easy manoeuvrability.

Size (L x W x H):	1000 x 480 x 115mm
Wheels:	6
Capacity:	135kg



E-F SEE BELOW
Creeper Tool Trays

Creeper tool trays provide convenient organisation to help you work more efficiently. Units feature five compartments to hold and organise your tools and fasteners. Two large 5cm deep 39 x 16cm compartments, two 2.5cm deep 18 x 5cm compartments and a 5cm deep 8 x 4cm compartment. 360° Plastic swivel wheels are durable and smooth over workshop floors. Features metal plate to attach magnetic worklight.

	E	F
Model No:	SCR86	SCR86HV
Size (L x W x H):	465 x 480 x 100mm	465 x 480 x 100mm
Wheels:	4	4
Capacity:	30kg	30kg
Colour:	Red	Green



A-E SEE RIGHT

Mechanic's Utility Seats with Toolbox

Mobile utility seats and toolbox solution for keeping commonly used tools to hand. Features two folding side trays for storing nuts and bolts during use. Twin drinks holder and screwdriver storage rack on the rear. Four Ø60mm oil resistant swivel castors for easy manoeuvrability. Thick vinyl padded seat for added comfort. Suitable for the professional workshop.

Overall Size (W x D x H):	670 x 360 x 410mm
Capacity:	136kg
Model No:	Colour:
A SCR18B	Black
B SCR18G	Green
C SCR18O	Orange
D SCR18R	Red
E SCR18Y	Yellow



F NEW

F SCR90

Mechanic's Detailing Utility Seat

Extra-thick cushioned padding for added comfort when seated. Suitable for use in bodyshop and detailing environments as well as general garage use. Easy-rolling Ø100mm rubber castors with ball-bearing swivel. Cup/bottle holders and storage trays for tools and components.

Size (W x D x H):	680 x 460 x 410mm
Capacity:	150kg



G NEW

G SCR91

Mechanic's Detailing Utility Seat

Composite framework with concealed under seat drawer. Suitable for use in bodyshop and detailing environments as well as general garage use. Easy-rolling Ø100mm rubber castors with ball-bearing swivel. Supplied with six interchangeable cup/bottle holders and storage trays for tools and components.

Size (W x D x H):	990 x 470 x 400mm
Capacity:	150kg



H NEW

H SCR92

Mechanic's Detailing Utility Seat

Extra-thick cushioned padding for added comfort when seated. Suitable for use in bodyshop and detailing environments as well as general garage use. Easy-rolling Ø100mm rubber castors with ball-bearing swivel. Storage trays and sliding draw for tools and components.

Size (W x D x H):	550 x 420 x 375mm
Capacity:	150kg



MOTORCYCLE TOOLS

 [back to
Section List](#)



Chain & Disc Locks

365

Mini Tractor Lifts

343-344

Motorcycle & Trial Bike Stands

339

Motorcycle Covers

362-363

Motorcycle Dollies

346

Motorcycle Lifts

339-345

Motorcycle Paddock Stands

338-339

Motorcycle Service Tools

348-359

Motorcycle Storage Accessories

361

Motorcycle Tyre Tools

366-367

Motorcycle Wheel Chocks

347

Tie Downs

364

Motorcycle Loading Ramps

360



A NEW

A FPS1KD
Front Fork Paddock Stand

Allows easy removal and cleaning of front wheel. Features width adjustment from 180 to 255mm, making it suitable for almost all motorbikes. Design ensures rim and tyre protection at all times. Please note all front paddock stands need to be used in conjunction with a suitable rear stand to ensure bike stability (Model No. RPS2KD, see **B**). Delivered in knock-down form to reduce freight costs, some self-assembly required.

Minimum/Maximum Width:	180-255mm
------------------------	-----------



B NEW

B RPS2KD
Universal Rear Paddock Stand with Rubber Supports

Lifts and stabilizes any dual swing arm motorbike quickly and easily. Fitted with width and angle adjustable rubber support pads. Rubber supports mounted on heavy-duty box section for continuous professional use. Bobbin Supports available as an optional extra - Model No. RPS1BS, see **E**. Delivered in knock-down form to reduce freight costs, some self-assembly required.

Minimum/Maximum Width:	220-350mm
------------------------	-----------



C

C RPS2
Universal Rear Paddock Stand with Rubber Supports

Lifts and stabilises any dual swing arm motorbike quickly and easily. Fitted with width and angle adjustable rubber support pads. Rubber supports mounted on heavy-duty box section for continuous professional use. Bobbin Supports available as an optional extra - Model No. RPS1BS, see **E**.

Minimum/Maximum Width:	245-320mm
------------------------	-----------



D NEW

D FPS1MD
360° Universal Floating Front Paddock Stand

Triple castor wheel design allows a stable multi-directional movement of motorcycle once lifted. Features width adjustment from 185 to 265mm, making it suitable for almost all motorbikes. Design ensures rim and tyre protection at all times. Once the bike is supported, allows easy removal and cleaning of front wheel. Please note: All front paddock stands need to be used in conjunction with a suitable rear stand to ensure bike stability (Model No's RPS2, see **C**, or RPS2MD, see **G**, for full floating movement).

Minimum/Maximum Width:	185-265mm
------------------------	-----------



E

E RPS1BS
Bobbin Supports for RPS2

Optional Bobbin Support for Model No. RPS2 and RPS2KD. Designed to give extra support and added stability once rear axle has been located and raised. Yellow phosphate finish for added corrosion resistance.

Quantity:	2
Length:	105mm



F

F FPSFC
Fork Cradle Supports for Front Paddock Stands

Optional fork cradle support for front paddock stands. Designed to cradle and lift the front forks of a motorcycle for cleaning and storage. Yellow phosphate finish for added corrosion resistance. For safety always ensure that the rear of the bike is supported securely prior to lifting the front end of the motorcycle.

Quantity:	2
Length:	190mm



G NEW

G RPS2MD
360° Universal Floating Rear Paddock Stand

Triple castor wheel design allows a stable multi-directional movement of motorcycle once lifted. Features width adjustment from 300 to 375mm, making it suitable for almost all motorbikes. Design ensures rim and tyre protection at all times. Once the bike is supported, allows easy removal and cleaning of rear wheel. For full floating movement use in conjunction with FPS1MD, see **D**.

Minimum/Maximum Width:	300-375mm
------------------------	-----------



G

D



A

Adjustable Height

A MPS2
Two Arm Centre Stand

Quickly and safely lifts and stabilises front or back of a motorcycle with a traditional style double cradle frame design that has no engine, transmission or exhaust protrusions. Features height adjustment and soft PVC sheath for protection to underside of bike. Design of stand allows easy wheel maintenance and removal of front or rear wheel.

Minimum/Maximum Height:	200-275mm
--------------------------------	-----------



B

150kg

HYDRAULIC DAMPENER

B MPS8
150kg Quick Lift Off-Road/Trials Bike Stand

Powder coated pressed steel frame, to ensure strength and durability. Ideal for use with off-road/trials bikes to easily lift the bike when needing to perform maintenance, servicing or cleaning. Simple, one foot, step-and-lift mechanism means the bike can be instantly raised in one motion. For added safety, features an 'over centre' locking toggle linkage to mechanically lock the lift at full height to prevent accidental lowering. Also fitted with hydraulic dampener for controlled descent.

Capacity:	150kg
Minimum Height:	300mm
Maximum Height:	410mm



C

C FPS5
Front Headstock Stand

Strong tubular frame supplied with a range of pins to fit the most common headstock sizes. Once in place, access to all mechanical components at the front of the bike is made easy. Stand folds down for compact storage when not in use. Supplied with width and angle adjustable rubber support pads to quickly and easily use as rear support stand.

Headstock Height:	830-925mm
Headstock Pin Sizes:	13, 15, 16.5, 17, 18mm




D

450kg

D MC5908
450kg Scissor Stand for Motorcycles

Scissor support stand suitable for use either on a motorcycle lift or on the floor. Fitted with ball-bearing rollers for smooth lifting and lowering. Raise with sliding T-bar. Supplied with non-slip platform cover for added load security.

Capacity:	450kg
Minimum Height:	85mm
Maximum Height:	365mm



E

300kg

E MC5905
300kg Scissor Stand for Motorcycles

Scissor support stand suitable for use either on a motorcycle lift or on the floor. Supplied with sliding pin carriers and three pairs of support pins. Raise with a 22mm spanner/socket.

Capacity:	300kg
Low Pin Support Minimum Height:	180mm
Medium Pin Support Minimum Height:	200mm
High Pin Support Minimum Height:	220mm
Maximum Height:	335mm



F NEW

F SPL01
Fast Lock Tie Down System for Motocross Bikes

Securely holds your motocross bike on to a trailer or van. With the Fast Lock system, no wheel chock or ratchet straps are required. Provided with mounting plates and quick release latches, allowing for fast installation and removal of the clamp. Each mounting plate has a D-ring creating additional anchor points to the trailer floor.



A MC135
135kg Hydraulic Lift
Off-Road/Trials Bike/Motorcycle

All steel scissor type construction with foot operation and integral hydraulic pump. Unique foot design and safety pins allow use with off-road/trials bikes. Features three locking heights. Support platform with rubber top protects paintwork on bike.

Capacity:	135kg
Minimum Height:	355mm
Maximum Height:	895mm
Table Width:	350mm
Table Length:	410mm



C MC480
680kg Hydraulic
Motorcycle & Quadbike Lift

Heavy steel construction with bottle jack style power unit. Lifting arms suitable for lifting bikes with a suitable structure, such as quads, all terrain vehicles, trikes and transmissions. Features mechanical safety lock to prevent inadvertent lowering and stabiliser feet for added lifting control. Mounted on two fixed wheels and two castors for manoeuvrability.

Capacity:	680kg
Minimum Height:	120mm
Maximum Height:	400mm
Weight:	27kg



B MC4500
500kg Scissor Motorcycle Lift with Frame Supports

Steel construction with bottle jack style hydraulic unit. Lifting arms suitable for bikes with cradle frames, quads, all-terrain vehicles, trikes and vehicle transmissions. Features two mechanical safety locks, lockable in 4-positions, for supporting the motorcycle over extended periods. Mounted on two fixed wheels and two double castors for manoeuvrability. Can be used with or without the supplied frame supports. Space-saving design maximizes garage working area. With a low minimum height of 110mm (200mm with frame supports), it will lift and support the bike through to a maximum height of 400mm (508mm with frame supports). Unlike most other motorcycle lifts, it is possible to remove both wheels, front forks, steering assembly, rear swing arm and suspension units as well as the engine. Can be used anywhere with a hard level floor, making this suitable for mobile motorcycle mechanics. Ideal for use with the Sealey range of wheel chocks to assist supporting the motorcycle, whilst adjusting the frame supports and securing to the lift.

Capacity:	500kg
Minimum/Maximum Lift Height (without Frame Supports):	110-400mm
Minimum/Maximum Lift Height (with Frame Supports):	200-508mm
Maximum Frame Dimensions (W x D):	680 x 360mm



D MCW360
360kg Motorcycle Portable Folding Workbench/Pit Table

Lightweight, folding design with wheels make this workbench mobile and allows compact storage where workshop space is limited. With a working height of 455mm, it is ideal for servicing/maintenance. Additionally the loading ramp doubles as a convenient workshop stool. Suitable for professional workshops, mobile mechanics, enthusiasts, track days or as a display table in showrooms.

Maximum Load Capacity:	360kg
Maximum Height:	455mm
Platform Width/Length:	600 x 2200mm
Ramp Width/Length:	300 x 1340mm
Folded Dimensions (L x W x D):	1100 x 600 x 150mm
Weight:	38kg





A MCL500

450kg Single Post Hydraulic Motorcycle Lift

Space-saving design maximizes garage working area. With a low minimum height of 65mm (without frame supports), it will lift and support the bike through to a maximum height of 740mm (840mm with frame supports). Lockable in 2-positions for supporting the motorcycle over extended periods. Unlike most other motorcycle lifts, it is possible to remove both wheels, front forks, steering assembly, rear swing arm and suspension units as well as the engine. This lift benefits from being portable, so can be used anywhere with a hard level floor, making it suitable for mobile motorcycle mechanics. Ideal for use with the Sealey range of wheel chocks to assist supporting the motorcycle, whilst adjusting the frame supports and securing to the lift.

Capacity:	450kg
Minimum/Maximum Lift Height (without Frame Supports):	65-740mm
Minimum/Maximum Lift Height (with Frame Supports):	165-840mm
Frame Height:	920mm
Maximum Frame Width:	980mm
Weight:	49.9kg

450kg
Hydraulic



450kg
Hydraulic
Easy Store



B MC550

450kg Hydraulic Motorcycle Lift

All steel construction with foot operated, integral hydraulic pump and ram assembly. Fitted with platform safety lock device to prevent accidental lowering. Bike fixed by front wheel clamp, in addition, four eyelets allow tie downs to be used for added stability. Fitted with a full width loading ramp. Also has a 500mm removable rear extension to assist with the removal of the rear wheel. Can be stored in an upright position.

Capacity:	450kg
Minimum/Maximum Height:	205-750mm
Platform Width/Length:	333/2060mm
Overall Width/Length:	800/2900mm
Weight:	75kg

A MC365

365kg Hydraulic Motorcycle Lift

All steel construction with foot operated, integral hydraulic pump and ram assembly. Fitted with safety lock device to fix platform at three working heights of 500, 640 and 760mm to prevent accidental lowering. Suitable for small to medium capacity motorcycles with a centre-stand. Support platform fitted with full width loading ramp. Base assembly fitted with transport wheels and lock-downs to prevent lift from moving during use.

Capacity:	365kg
Minimum/Maximum Height:	220-760mm
Platform Width/Length:	480/2215mm
Maximum Load Length:	1350mm



B MC454

450kg Hydraulic Motorcycle Lift

All steel construction with foot operated, integral hydraulic pump and ram assembly. Fitted with safety lock device to fix platform at three working heights of 405, 555 and 660mm to prevent accidental lowering. Suitable for use with centre stand motorcycles or with paddock stand. Support platform fitted with full width loading ramp. Base assembly fitted with transport wheels and lock-downs to prevent lift from moving during use.

Capacity:	450kg
Minimum/Maximum Height:	195-660mm
Platform Width/Length:	660/2515mm
Maximum Load Length:	1825mm




C MC401

454kg Hydraulic Motorcycle Lift

All steel construction with heavy-duty, foot operated, integral hydraulic pump and ram assembly. Fitted with platform safety lock device to fix at two working heights of 490 and 710mm to prevent accidental lowering. Sliding panel platform and front wheel clamp assist removal of rear motorcycle wheel. Support platform fitted with full width loading ramp. Base assembly fitted with transport wheels and lock-downs to prevent lift moving during use. Suitable for use with centre-stand motorcycles or with paddock stand.

Capacity:	454kg
Minimum/Maximum Height:	190-710mm
Platform Width/Length:	690/2200mm



D WCR02

Motorcycle Roll-in Wheel Clamp Bolt Down

See page 344 for more information.



A MC401A

454kg Air/Hydraulic Motorcycle Lift

All steel construction with air pump or foot pedal for manual operation. Integral hydraulic pump and air motor assembly. Air Consumption 7.06cfm. Fitted with platform safety lock device to fix platform at two working heights of 490 and 710mm to prevent accidental lowering. Front wheel clamp for stability and sliding panel for easy rear wheel removal. Support platform fitted with full width loading ramp. Base assembly fitted with transport wheels and lock-downs to prevent lift from moving during use. Suitable for use with centre-stand motorcycles or with paddock stand.

Capacity:	454kg
Minimum/Maximum Height:	190-710mm
Platform Width/Length:	690/2200mm

B MC680A

680kg Air/Hydraulic Motorcycle Lift

All steel construction with both hydraulic pump and air motor assembly. Combined air and foot pump separate from main lift for choice of operation. Air Consumption 7.06cfm. Ramp and platform made with chequer plate surface to ease loading and positioning of motorcycle. Supplied with motorcycle front wheel locking attachment, securing vehicle to provide easy maintenance access. Fitted with multi-position safety lock to prevent accidental lowering. Suitable for use with centre-stand motorcycles or with paddock stand.


Capacity:	680kg
Minimum/Maximum Height:	190-790mm
Platform Width/Length:	710/2000mm

C MT680

680kg Air/Hydraulic Mini Tractor/Quad/Motorcycle Lift

All steel construction with heavy-duty hydraulic ram and air pump. Integral hydraulic pump and air motor assembly. Supplied with separate, foot operated, hydraulic pump and reservoir unit. Features two additional side platforms for extra width. Ramp and platform made with chequer plate surface to ease loading and positioning of mini tractor/quad. Supplied with motorcycle front wheel locking attachment, securing vehicle to provide easy maintenance access. Fitted with multi-position safety lock to prevent accidental lowering. Suitable for use with centre-stand motorcycles or with paddock stand.

Capacity:	680kg
Minimum/Maximum Height:	190-790mm
Standard/Maximum Width:	710/1220mm
Length:	2000mm



A MC680E**680kg Heavy-Duty Motorcycle Lift
Electro/Hydraulic**

All steel construction with a 680kg capacity powered by 230V Electro/Hydraulic lifting system for simple, fast operation. Heavy-duty ramp and platform with removable rear access panel to aid with wheel removal. Supplied with motorcycle front wheel locking attachment for tyre widths between 75-340mm to assist in securing the vehicle. Fitted with multi-position safety lock to prevent accidental lowering. Suitable for use with centre-stand motorcycles or with a rear paddock stand. Can be easily converted to a mini tractor or quadbike lift with the additional side ramps (Model No. MC680EXK, see **B**).

Capacity:	680kg
Minimum/Maximum Height:	210-1000mm
Platform Width/Length:	750/2000mm
Supply/Plug Type:	230V/3-Pin
Power Supply Cable Length:	0.5m

B MC680EXK**4pc Extension Side Ramps for MC680E**

All steel construction 4-piece ramp extension kit for Model No. MC680E Motorcycle Lift. The kit consists of two lift table extensions and two additional loading ramps. This converts motorcycle lift into a 2000mm x 1260mm 680kg mini tractor/quad bike or ATV lift. Fitted with automatic anti-roll off devices.

Length:	2000mm
Ramp Width (each):	225mm

**C WCR01****Wheel Clamp Upgrade for Motorcycle Lifts**

Greatly increases stability of the motorcycle by clamping the bottom and front of the tyre, enabling easier securing of the motorcycle to the lift. Suitable for most motorcycle lifts. Some modification may be required.

Applications: MC365, MC401, MC401A, MC454, MCW360

**D WCR02****Motorcycle Roll-in Wheel Clamp - Bolt Down**

Increases the stability of the motorcycle by clamping the bottom and front of the tyre. Features a pivot clamp which locks the front wheel securely by the motorcycle weight. Suitable for fitting on trailers, in vans or to motorcycle lifts (requires suitable fixings). Fully adjustable to fit wheels Ø15"-21" (380-535mm). Minimum/Maximum Tyre Width: 50-130mm. Please note: Motorcycle must also be secured using tie down straps. Fittings not included.

Applications: MC365, MC401, MC401A, MC454, MCW360



A MC454E

450kg Motorcycle Lift - 12V Electro/Hydraulic

All steel construction. 12V Electro/Hydraulic lifting system for simple, fast operation. Can be powered by a 12V vehicle battery or a Roadstart® unit. Support platform fitted with full width loading ramp. Supplied with motorcycle front wheel locking attachment for tyre widths up to 135mm to assist in securing the vehicle. Fitted with multi-position safety lock to prevent accidental lowering. Suitable for use in a garage or shed without the need of mains 230V electricity supply or for a mobile mechanic or race pits. Designed for use with centre or side stand motorcycles or with a rear paddock stand.

Supply:	12V
Capacity:	450kg
Minimum/Maximum Height:	205-760mm
Platform Width/Length:	650/1628mm



B NEW 12V



B RoadStart® 12V Lithium-ion Jump Starter Power Packs

For more information, please see page 629.

C



C TC965

Motorcycle & Small Hub Tyre Changer

Manual type tyre changer suitable for a wide variety of tyres and wheels including those fitted to motorcycles, ATVs, go-karts and golf buggies. Works on bearing or hub centred wheels and is supplied with two centre posts. Includes manual bead breaker and supplied with tyre bar for mounting and de-mounting. Fast and simple operation. To prevent damage to the rims of alloy wheels, use optional Tyre Bar, Model No. TC963.

Minimum Wheel Size:	Ø102mm
Maximum Wheel Size:	Ø524mm[21"]
Centre Post Sizes:	Ø12, 16, 19, 24mm
Optional Tyre Bar for Aluminium Wheels:	TC963

D WTS01

Motorcycle & Bicycle Wheel Balancer & Truing Stand

Professional design ideal for the workshop technician or competent DIY enthusiast. Enables the accurate balancing after tyre fitting and truing of rebuilt, warped or buckled spoke wheels. Includes two cones and spindle for precise, easy alignment and balancing. Uses gravity to find the heavy point of a wheel and tyre. Also has threaded centring stabilizer bolts to securely hold the wheel whilst truing the rim.

Maximum Cone Size Balancer:	Ø37.5mm
Centre Balancer Spindle to Base:	585mm
Maximum Cone Size Truing Axle:	Ø37mm
Centre Truing Axle to Base:	445mm

D





565kg A



A MS063
Side Stand Type Motorcycle Dolly

Motorcycle dolly holds a single motorcycle with a side stand, weighing up to 565kg. Easy to manoeuvre around the workshop or garage. Front and rear lever operated wedge gates allow for easy loading and unloading to the loading track. Includes a 5-position side stand platform to fit varied length side stand, front/rear steel pins to keep the motorcycle on the dolly during moving, and smooth-rolling dual castor wheels.

Capacity:	565kg
Loading Track Dimensions (L x W x H):	2000 x 200 x 50mm
Overall Dimensions (L x W x H):	2120 x 770 x 90mm



B 500kg


NEW



B MS0630
Side Stand Type Rear Wheel Motorcycle Dolly

Motorcycle dolly holds a single motorcycle with a side stand, weighing up to 500kg with weight being dispersed between front and back wheels. Easy to manoeuvre around the workshop or garage. Front wheel stays in contact with the ground allowing the motorcycle to be steered into the desired position. Pivoting feature allows flexibility in side stand designs. Side stand holder can be adjusted to cater to the majority of motorcycles.

Capacity:	300kg
Loading Track Dimensions (L x W x H):	550 x 250mm
Overall Dimensions (L x W x H):	1300 x 650mm



C MS0651
Motorcycle Centre-Stand Moving Dolly

220kg

This motorcycle moving dolly can be used to manoeuvre motorcycles (maximum 300kg dispersed vehicle weight) with centre-stands and is perfect for places where space is restricted. The centre-stand locates on the 4mm thick hardened steel-plate and the 360° castors allow the bike to be moved in any direction. Features a foot/hand operated built-in brake mechanism which is ideal for workshop, showroom and home garage use.

Capacity:	220kg
-----------	-------






A WCT02
170mm Motorcycle Wheel Chock
 Black powder coated heavy-duty tubular frame. Pre-drilled holes allow chocks to be either bolted to the floor or a trailer to prevent movement and maintain balance. Suitable for motorcycles with tyres up to 170mm wide.

Minimum/Maximum Tyre Width:	50-170mm
------------------------------------	----------



B SEE BELOW
Motorcycle Wheel Chocks
 Black powder coated heavy-duty tubular frame. Pre-drilled holes allow chocks to be bolted to either the floor or a trailer to prevent movement while being worked on or transported.

Model No:	Maximum Tyre Width:
WC06	95mm
WC07	140mm
WC08	165mm



C FPS7
Heavy-Duty Motorcycle Front Wheel Chock
 Tubular wheel chock supports the front wheel of the motorcycle when in transit or storage. Fully adjustable to fit wheels Ø15"-21" (380-535mm). Features a pivot clamp which locks the front wheel securely by the motorcycle weight. Chock can be used freestanding or fixed to any hard surface.

Min./Max. Tyre Width:	50-130mm
Min./Max. Wheel Diameter:	Ø15"-21" (Ø380-535mm)



D FPS4
Motorcycle Rear Wheel Chock
 Features adjustable pivoting wheel guide, which secures rear wheel within chock. Four adjustable depths depending on diameter of wheel. Suitable for wheels with tyre widths Ø130-180mm and diameters Ø14"-21" (Ø355-535mm). Frame bolts to the floor, stabilising motorcycles without the need of side or centre-stands.

Min./Max. Tyre Width:	130-180mm
Min./Max. Wheel Diameter:	Ø14"-21" (Ø355-535mm)

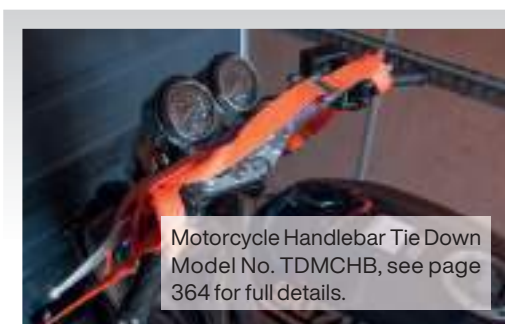


E FPS6
Motorcycle Front Wheel Chock
 Features adjustable pivoting wheel guide, which secures front wheel within chock. Three adjustable heights depending on diameter of wheel. Suitable for wheels with tyre widths 90-130mm and diameters Ø17"-21" (Ø430-535mm). Base can be permanently bolted to the floor (fixings included), and features a detachable upper assembly that can be easily stored and re-attached when required, stabilising motorcycles without the need for side or centre-stands. Base features lashing strap gap for securing the bike in transport.

Min./Max. Tyre Width:	90-130mm
Min./Max. Wheel Diameter:	Ø17"-21" (Ø430-535mm)




F MTC01
Motorcycle Transportation Combo
Contents: 25mm x 4m Ratchet Tie Down Polyester Webbing with S-Hooks. Tie Downs; Motorcycle Handlebar, Rear Wheel, Roll-in Wheel, Clamp Bolt Down



G TDMCRW
Motorcycle Rear Wheel Tie Down
 Manufactured from polyester webbing. Stitched reinforcement at joins and loops. Suitable for workshop use or for securing motorcycle to flat-bed or trailer. Secures rear wheel to anchor point without compressing the suspension units, reducing the risk of seal damage. Ratchet mechanically tensions the webbing using a simple drum and ratchet mechanism for superior load restraint.

Load Test:	1000kg
Maximum Tension:	500kg
Webbing Width:	35mm



Motorcycle Handlebar Tie Down Model No. TDMCHB, see page 364 for full details.

35mm
1000kg

**A MS008****3pc Motorcycle Spindle Tool Set**

Prevents spindle from spinning when tightening or loosening wheel nut. Use appropriate socket on free end of tool to hold spindle. Six sizes to fit a variety of motorcycle makes and models.

Spindle Sizes: 12, 14, 17, 19, 22, 24mm

**B-C SEE BELOW****1/2" Sq Drive Motorcycle Wheel Nut Sockets**

H22 and H24 53mm long sockets. Can be used for removing the front and rear wheels on modern motorbikes with internal Hex axle, suitable for maximum loads. Suitable for BMW, Honda, Suzuki, Yamaha, Ducati, Kawasaki and many other makes.

	B	C
Model No	SMC36	SMC37
Drive:	1/2" Sq	1/2" Sq
Size/Length:	H22/53mm	H24/53mm

**D SMC17****Spoke Wrench**

Specially designed spoke wrench with six different sizes. Suitable for adjusting spoke tension and removing/installing new spokes.

Spoke Size 1:	6.5mm
Spoke Size 2:	6.1mm
Spoke Size 3:	5.7mm
Spoke Size 4:	5.4mm
Spoke Size 5:	4.9mm
Spoke Size 6:	4.3mm

**E MS086****9pc Spoke Wrench Set**

Specially designed spoke wrench with eight interchangeable sized heads. Suitable for adjusting spoke tension and correcting buckled wheels.

Sizes: 5.4, 5.6, 5.8, 6, 6.2, 6.4, 6.6, 6.8mm

**F MS070****Motorcycle Wheel Alignment Tool**

Fast, simple and accurate alignment of rear wheel. Optimises vehicle performance and set-up after installation or modification of the chain, sprockets, brakes or suspension components. This fully portable kit is also ideal for track-day set-up or for the motorcycle enthusiast.

Contents: Front Wheel Gauged Alignment Guides (x2), Rear Wheel Laser Guides (x2), Wheel Rim Adaptors (x4), Wall Mounting Brackets (x2)

Calibration Rig: **H MS070CR**
Sealey Calibration Service: MS070CAL

**G MS062****9pc Motorcycle Wheel Bearing Removal Kit**

For easy removal of wheel bearings. Simply choose the correct size collet for the bearing and hammer one of the drifts into the allocated slot. Covers sizes from 10-25mm so will suit most popular motorcycles and ATV/quadbikes.

Contents: Drift Shafts; 250, 400mm, Collets; Ø10, 12, 15, 17, 19, 20, 25mm

Replacement Collets: MS062.V2-03 - Ø10mm, MS062.V2-04 - Ø12mm, MS062.V2-05 - Ø15mm, MS062.V2-06 - Ø17mm, MS062.V2-07 - Ø19mm, MS062.V2-08 - Ø20mm, MS062.V2-09 - Ø25mm

Weight: 1.93kg

**H MS070CR****Calibration Rig for MS070**

Used to check and adjust the alignment of the lasers on Model No. MS070 Motorcycle Wheel Laser Aligner. This unit will allow workshops to check and adjust in-house. Supplied with comprehensive instructions.



A VS02011
Brake Bleeder Set with Container

Composite 100ml collection bottle with magnetic locating pad. Supplied with non-return valve, tubes and connectors.

IMPORTANT: Operating guidelines are provided with every brake bleeder. However for definitive information relating to the correct method of bleeding a particular vehicle's system, always refer to the vehicle manufacturer's instructions.



B MS098
Weighted Motorcycle Brake Bleeder

One-person bleeding/servicing of hydraulic brakes and clutches. The kit utilizes a small weighted non-return valve and a connector hose that attaches to the scooter or motorcycle bleed nipple. As the brake/clutch is bled, the valve prevents the used fluid and air being drawn back into the system.



C MS014
Motorcycle Brake Bleeder

One-person bleeding/servicing of hydraulic brakes and clutches. The kit utilises a small non-return valve and two connector hoses that attach to the scooter or motorcycle bleed nipple. As the brake/clutch is bled the valve prevents the used fluid and air being drawn back into the system.



D VS0201
Brake Bleeder Set with Container

Composite collection bottle with magnetic locating pad. Supplied with tube and connectors.

Capacity: 100ml

E VS020TC
1L Pneumatic Vacuum Single & Twin Brake Caliper/Clutch Bleeder

Simple, one-person operation using standard workshop air supply (90-120psi). Quick, clean and efficient. Does not require specialised brake reservoir caps. Supplied with two bleed lines for twin caliper systems. Draws fluid from the bleed nipple enabling either bleeding or full replacement of fluid in system.

Inlet Size: 1/4" BSP
Maximum Air Supply: 120psi



E
1L Capacity



F MS162
14pc Motorcycle Brake Piston Removal Kit

Extract brake caliper pistons without risk of damage to outer face of piston. Fast and simple operation. Features detachable slide hammer for impact removal. The kit includes 12 adaptors to suit different sized pistons.

Capacity: Ø19-30mm



G SMC35
Disc Brake Opening Tool

Wedge shaped tool ideal for expanding the gap between brake pads to speed up pad replacement. Features moulded rubber handle enabling extra grip.



H MS711
Motorcycle Disc Brake Spreader Tool

Essential tool for retracting the brake piston to allow insertion of new brake pads. Suitable for most front and rear motorcycle brake calipers.

Maximum Spread: 50mm



I VS1806
Motorcycle Brake Piston Removal Pliers

Extract brake caliper pistons without risk of damage to outer face of piston. Fast and simple operation. Clamp screw allows pliers to be fixed into cup of piston for added pulling power.

Capacity: Ø18-43.5mm



J VS1806R
Motorcycle Brake Piston Removal Ratchet Pliers

Extract brake caliper pistons without risk of damage to outer face of piston. Fast and simple operation with a self-ratcheting system that allows pliers to automatically lock into cup of piston for added pulling power. Serrated pressure blocks for non-slip operation.

Capacity: Ø16.5-39mm

A NEW**A VS779KIT****Motorcycle Chain Maintenance Kit**

Breaks and rejoins most types of chain quickly and easily. Suitable for most sizes of drive or cam chain from #25 to #520. Supplied with a range of pins, dies and detailed instructions. Chain link pulling tool is a useful third hand tool for pulling chain ends together while re-linking.

Contents: Pins; 2.2, 3.2, 4, 5mm, C-Body Anvils; 2.2, 3, 6mm, Alignment Bolt Anvils; 2.2, 3.2, 4, 5mm, Spring, Ball-Bearing, Press Plates; A, B, C, C-Body; Lever & Handle, Alignment Bolt, C-body, Chain Puller Clamp, Chain Split Link Pliers

B**B VS779****Motorcycle Chain Breaker & Riveter**


Breaks and rejoins most types of chain quickly and easily. Suitable for most sizes of drive or cam chain from #25 to #520. Supplied with a range of pins, dies and detailed instructions. Please view the instructional video on this tool to ensure its correct use.

Contents: Pins; 2.2, 3.2, 4, 5mm, Pin Guide; 2.2 Upper, 2.2mm Lower, Riveter Pin, Anvil; 2.2, 3, 6mm, Spring, Ball-Bearings (x2), Press Plate, Lever, Handle, Chain Press

C**HEAVY DUTY****C SMC4****Heavy-Duty Motorcycle Chain Splitter & Riveting Tool Set**


Comprehensive set designed to shorten and lengthen motorcycle chains by removing or replacing links. Set is also ideal for use on horticultural and agricultural machinery. Includes tools designed for riveting and a plate holder for connecting links accurately.

Contents: Pin Holder, 27mm Fixed Shaft, 19mm Pin Head, U-Holder, Plate Holder, Pins; 3, 4, 5mm, Anvils; 3, 4, 5mm

D**D MS005****Motorcycle Chain Alignment Tool**

Accurate tool for correct alignment of the chain and sprocket. Helps prevent wear to the chain and sprockets.

Maximum Chain Size: 28mm

F**F SMC5****Motorcycle Chain Puller**

Useful third hand tool for pulling chain ends together while re-linking. Easy-to-use and suitable for most sizes of chain.

E**E****E VS0290****Brake Disc Run-Out Kit**

Check for ball joint wear and brake disc run-out quickly and easily. Locking pliers secure to any convenient position, enabling DTI gauge to be placed against brake disc. Kit includes Metric calibrated DTI gauge.

Deflection/Travel: 10mm
Graduation: 0.01mm
Shank Size: 8mm

G**G SMC29****Motorcycle Chain Split Link Pliers**

Specially designed pliers with angled jaws and machined recesses for gripping the split link locking clips. Ergonomic, soft grip handles for comfort and additional grip. Aids the easy removal and installation of the locking clips fitted to common split links used to join the drive chains on many motorcycles.

H**H VS1804****Motorcycle Chain Brush**

Composite angled chain brush. Suitable for use on all chain types.

Length: 265mm



A MS164
28pc Compact Motorcycle Tool Kit
 Small compact kit comprises a selection of essential motorcycle maintenance tools. Tools feature soft grip handles for comfort and control. Supplied in storage case, ideal for storing under a motorcycle seat.

Contents: Bits; Slotted - 3, 4, 6mm, Phillips - #1, #2, Pozi - #1, #2, TRX-Star* - T15, T20, T25, Bit Driver Handle, 1/4" Sq Drive Sockets; 8, 10, 12, 13, 14mm, 1/4" Sq Drive 72-Tooth Flip Reverse Ratchet Wrench with Quick Release, 75mm Extension Bar, 110mm Mini Side Cutter, 110mm Mini Long Nose Pliers, 150mm Adjustable Wrench, Folding Hex Keys; 2, 2.5, 3, 4, 5, 6mm, Black Cable Ties (x10)



D SMC45
10-Pocket Tool Roll
 Heavy-duty water-resistant canvas tool roll. Ideal for organising tools and taking them on the go. 10-Pockets of various sizes for an array of tools. Fitted with adjustable strap.

Overall Size (W x H): 445 x 317mm



G MS003
14mm Reverse Action Spark Plug Thread Chaser
 Specially designed to repair damaged spark plug threads on modern engines. Unique design allows the tool to be passed through the plug thread into the combustion chamber, then expanded to the correct size starting on the inner, undamaged threads. Traditional thread restorers rely on luck for the restored and undamaged threads to align.

Size: 14mm
Length: 138mm



B SMC43
6-Pocket Zipped Tool Pouch
 Heavy-duty reinforced zipped tool pouch perfect for taking essential tools on the go. Fitted with an array of storage solutions for any tool you may need. Contains six pockets for items such as spanners as well as seven adjustable hook-and-loop retainers, six elastic retainers and a metal clip for storing a tape measure. Supplied with convenient carry handle.

Overall Size (W x D x H): 310 x 50 x 265mm
Configuration: Pockets (x6), Adjustable Hook-and-Loop Retainers (x7), Elastic Retainers (x6), Metal Clip



E SMC31
18pc Socket & JIS Bit Set
 Small compact kit comprises a selection of essential sockets and bits for use on motorcycles. Contains socket/bit holder, 3/8" Sq drive sockets and 1/4" Hex JIS, slotted, hex and TRX-Star* bits. Supplied in compact storage case, ideal for stowing under a motorcycle seat.

Contents: 3/8" Sq Drive Bit Holder, 3/8" Sq Drive Socket Bits; 8, 10, 12, 13, 15mm, 1/4" Hex Bits; Slotted - 4, 5, 6mm, JIS - #1, #2, TRX-Star* - T10, T15, T20, Hex - 2, 3, 4mm, 1/4" Sq Drive Adaptor



H SP38MFS
3/8" Sq Drive Multi-Fit Socket
 Chrome Vanadium body, oxidised Chrome Molybdenum pawl and adjustment mechanism. 20 Sizes covered in one socket making it ideal for any recovery tool kit.

Depth: 55mm
Size: Variable 10-19mm(3/8"-3/4")



C SMC44
16-Pocket Mechanic's Tool Apron
 16-Pocket tool apron perfect for keeping all tools organized and in a reachable location when working at worktable or on a vehicle. Fitted with 16-pockets in varying sizes as well as two loops for use with larger items such as hammers. 2-Way adjustable straps.

Overall Size (W x H): 585 x 533mm
Configuration: Pockets (x16), Hammer Holding Rings (x2)



F SMC34
40-in-1 Total Drive® Ball Wrench
 Compact multi-tool for cyclists, motorcyclists and DIY enthusiasts. Eight Total Drive® sockets that fit 28 different sizes of fasteners including Metric, Imperial, Whitworth, TRX-Star* and Spline. Includes 12 1/4" Hex bits and magnetic extension bar/bit holder. Will fit into a pocket, luggage or even under the seat of many motorcycles.

Contents: Metric Socket Sizes; 8, 10, 11, 13, 14, 16, 17mm, Imperial Socket Sizes; 5/16", 3/8", 7/16", 1/2", 9/16", 5/8", 11/16", TRX-Star*; E10, E12, E14, E16, E18, E20, E22, Spline; M10, M12, M14, M16, M18, E20, M22, 1/4" Hex Bits; Slotted - 4, 5, 6mm, Phillips - #0, #1, #2, Pozi - #0, #1, #2, Hex - 3, 4, 5mm, Magnetic Extension Bar/Bit Holder



A SMC2

11pc Adjustable C-Spanner Hook & Pin Wrench Set

Hardened and tempered drop-forged Chrome Vanadium steel with recessed panel and satin finish. Specially designed for use with slotted retaining rings. Hook and pin interchangeable hinged arms with three wrenches covering sizes 19-121mm. Pin sizes Ø4-8mm. Supplied in tough storage case.

Small Wrench Adjustment:	19-51mm
Medium Wrench Adjustment:	32-76mm
Large Wrench Adjustment:	51-121mm
Small/Medium Wrench Pin Sizes:	Ø4, 5, 6mm
Large Wrench Pin Sizes:	Ø6, 8mm



G MAXIMUM REACH 750mm

G MS1824

Motorcycle Fork Spring Compressor

Designed to relieve fork spring tension allowing removal of the tube caps from the rod, without damaging the threads. Can be used with the fork in situ or on the bench. Use with 17mm socket.

Maximum Reach:	750mm
Maximum Fork Tube:	Ø32mm




H

H SEE BELOW

400g EP2 Lithium Grease Cartridge

Multipurpose EP2 Lithium grease cartridge suitable for use with all plunger type grease guns. Ideal for a wide range of applications.

Model No:	Pack Qty:
SGC1	1
SGC12	12



B-D SEE BELOW

Adjustable C-Spanner - Hook & Pin Wrench Sets

Hardened and tempered drop-forged Chrome Vanadium steel with recessed panel and satin finish. Specially designed for use with slotted retaining rings. Hook and pin interchangeable hinged arms.

Model No:	B SMC2L	C SMC2M	D SMC2S
Wrench Adjustment:	51-121mm	32-76mm	19-51mm
Wrench Pin Sizes:	Ø6, 8mm	Ø5, 6mm	Ø4mm



E

E MS040

Motorcycle Steering Stem Bearing Removal Tool

Prevents damage associated with removal of stem bearing. Universal tool works on most steering stem bearings ranging from Ø30-68mm.

Opening Size:	Ø30-68mm
---------------	----------




F

F AK4314

4pc JIS Screwdriver Set

For more information, see page 110.



I

J

I SMC38


36-42mm/45-50mm Double Hook-End C-Spanner

Combination hook-end C-spanner for use with headstock adjustment and rear suspension adjustment. Suitable for a variety of motorcycles. Small End; 36-42mm, Large End; 45-50mm.

J SMC46

46 & 50mm Fork Cap Spanner

Combination fork cap spanner suitable for use on Kayaba, Showa and twin camber forks.



K

K SMC3

Motorcycle Steering Bearing Press

Aluminium kit suitable for straight installation of bearing race without damage to the bearings or headstock. Includes seven dies for bearing sizes ranging from 32-46mm. Bearing setting bar features seven increments for a wide range of headstock sizes. Comfort grip T-handle rotates separately from the press plate for smooth bearing installation. Once the bearing has been set, use the bearing seating tool to finish installation.

Setting Bar Length:	420mm
Setting Bar Increments:	6 x 30mm, 1 x 42mm
Die Sizes:	Ø32, 36, 38, 42 (x3), 46mm



A SMC49
Fork Seal Driver Kit

A comprehensive fork seal driver kit for fork sizes Ø35 -50mm. Supplied with six different size nylon adaptors and can be used on both conventional and upside-down forks. Ergonomically designed main driver body for accurate operation using less power.

Contents: Seal Driver Inserts; Ø35-36, 40-41, 42-43, 45-46, 47-48, 49-50mm, Seal Driver Shell



C MS016
Fork Seal Driver

Designed for easy installation of fork seals. Limits potential damage caused by other installation methods to the forks.

Minimum/Maximum Fork Diameter: Ø35-47mm



F MS0161
Fork Seal Driver

Designed for easy installation of fork seals. Limits potential damage caused by other installation methods to the forks.

Minimum/Maximum Fork Diameter: Ø45-54mm



B MS050D
Motorcycle Fork Seal Driver - Shell Only

Professional seal driver shell works with a range of Sealey Fork Seal Driver Sleeves. Split design for easy operation on both conventional and USD (inverted) forks for the installation of fork seals. Ergonomically designed driver body requires less power and aids accurate operation. Compatible with Model No's MS0531, MS0551, MS0561, MS0581, MS0591 Fork Seal Driver Sleeves (see below).



D VS1824
Motorcycle Coil Spring Compressor

Essential for the assembly and disassembly of suspension units. Suitable for most types of classic and modern motorcycle coil springs. Supplied with four spare plastic spring protectors. Use with ratchet wrench.

Drive: 3/8" Sq & 17mm Hex
Maximum Jaw Opening: 105mm



G MS033
Motorcycle Fork Oil Level Gauge with Top-Up Syringe

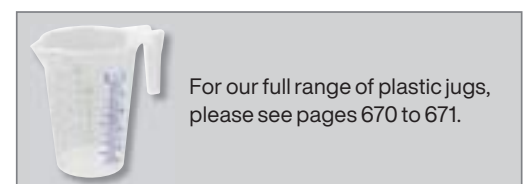
Specialized tool designed for checking and adjusting oil levels on all conventional and single chamber cartridge motorcycle forks. Supplied with adjustable ring and oil pipe to measure oil levels from 0-290mm in 5mm increments. Features top-up syringe with 70ml capacity. Can also be used on bicycles equipped with front suspension.




E SEE BELOW
Motorcycle Fork Seal Driver Sleeves

Professional seal driver sleeves. Split design for easy operation on both conventional and USD (inverted) forks for the installation of fork seals. Available in various sizes ranging from Ø35-48mm to accompany Model No. MS050D Fork Seal Driver Shell. Manufactured in hard-wearing reinforced nylon for maximum protection of the fork leg.

Model No:	Size:
MS0531	Ø35-36mm
MS0551	Ø40-41mm
MS0561	Ø42-43mm
MS0581	Ø45-46mm
MS0591	Ø47-48mm



For our full range of plastic jugs, please see pages 670 to 671.

**A-F SEE BELOW****Motorcycle Swingarm Locknut Sockets**

4-Tooth sockets, specially designed to remove castellated locknuts found on motorcycle swingarms. Also suitable for some engine mounting nuts.

	A	B	C	D	E	F
Model No:	SMC18	SMC19	SMC20	SMC21	SMC22	SMC23
External Diameter:	Ø48.5mm	Ø43mm	Ø37mm	Ø42mm	Ø50mm	Ø30mm
Internal Diameter:	Ø41mm	Ø33.5mm	Ø28mm	Ø31.8mm (5mm depth), Ø26.75mm (16mm depth)	Ø40mm	Ø24mm
Internal Socket Depth:	48.5mm	17.5mm	18.5mm	16mm	6mm	13mm
Number of Pins:	4	4	4	4	4	4
Pin Width:	5.5mm	7mm	7mm	5mm	4.5mm	4mm
Pin Depth:	4mm	5.6mm	5mm	7.5mm	5mm	5mm
Drive Type:	1/2" Sq	1/2" Sq	1/2" Sq	1/2" Sq	1/2" Sq	19mm

**G SMC53****Locking Wire Twist Tool**

Suitable for safety wiring all types of fasteners, caps, drain cocks, valves and electrical connectors.

Maximum Capacity: Ø1.5mm

**H S01100****270mm Safety Wire Twister**

Suitable for safety wiring all types of fasteners, caps, drain cocks, valves and electrical connectors.

Maximum Capacity: Ø1.5mm

Length: 270mm

**I SMC1****6pc Motorcycle Swingarm Locknut Socket Set**

4-Tooth sockets, specially designed to remove castellated locknuts found on motorcycle swingarms. Also suitable for some engine mounting nuts. Supplied in storage case.

Inner/Outer Ø(Tooth Width)/Drive: Ø24/30mm (4mm)/19mm Hex, Ø28/37mm(7mm)/1/2" Sq, Ø30.5/43mm(5mm)/1/2" Sq, Ø34/43mm (7mm)/1/2" Sq, Ø41.5/48.5mm(5.5mm)/1/2" Sq, Ø40.5/50mm(4mm)/1/2" Sq

**J SMC6****20 & 24mm Clutch Locking Nut Removal Tool**

Designed to loosen and tighten the lock nut for the removal and installation of a motorcycle clutch. Manufactured from heavy-duty heat treated steel. Suitable for use on motorcycles with 20 or 24mm lock nuts.

**K SMC7****24mm Clutch Locking Nut Removal Tool**

Designed to loosen and tighten the lock nut for the removal and installation of a motorcycle clutch. Manufactured from heavy-duty heat treated steel. Suitable for use on motorcycles with 24mm lock nuts.

**L SMC9****20mm Clutch Locking Nut Removal Tool**

Designed to loosen and tighten the lock nut for the removal and installation of a motorcycle clutch. Manufactured from heavy-duty heat treated steel. Suitable for use on motorcycles with 20mm lock nuts.



A MES01
30kg Single/Twin Cylinder Motorcycle Engine Stand

Suitable for small capacity single and twin cylinder engines (maximum weight 30kg) and includes a utility/drip tray. Supports can rotate for accessibility to all parts of the engine.

Capacity:	30kg
Height:	375mm
Width:	320mm
Length:	535mm
Engine Support Span:	200-370mm



B MES02
75kg Engine Rebuild Stand - Multi-Cylinder

Suitable for supporting large multi-cylinder engines (maximum weight 75kg). Features fully adjustable mounting arms and swivel castors. Supports can rotate for accessibility to all parts of the engine.

Capacity:	75kg
Min./Max. Mounting Brackets Width:	130-370mm
Minimum/Maximum Frame Length:	580-900mm
Minimum/Maximum Frame Height:	540-795mm



C MES03
100kg Engine Rebuild Stand Multi-Cylinder

Suitable for supporting large multi-cylinder engines (maximum weight 100kg). The supports can rotate for accessibility to all parts of the engine. Width and length adjustable. Engine stand frame elongates to allow adjustment for length between mounting points.

Capacity:	100kg
Min./Max. Mounting Brackets Width:	130-370mm
Minimum/Maximum Frame Length:	500-950mm
Height:	480mm



D VS1814
Motorcycle Valve Spring Compressor

Suitable for most motorcycle engines. Features two sizes of threaded adjusters for increased applications and five sizes of interchangeable jaws. Ø50-170mm Capacity and 120mm throat depth. Supplied in storage case.


Jaw Sizes:	16, 19, 23, 25, 30mm
Capacity:	Ø50-170mm
Throat Depth:	120mm



E SMC15
Ø38-83mm Piston Ring Compressor

Quality construction with sprung steel wrap and friction action tension mechanism. Ideal for small engine pistons. Supplied with steel key.

Capacity:	Ø38-83mm
Depth:	50mm



F SMC16
Motorcycle Piston Ring Compressing Tool

Used to prevent piston ring damage while inserting pistons into the cylinder head. Easily removed when cylinder is in place. Tool supplied with four ring clamps ranging from Ø40-85mm. Will fit most engine sizes.

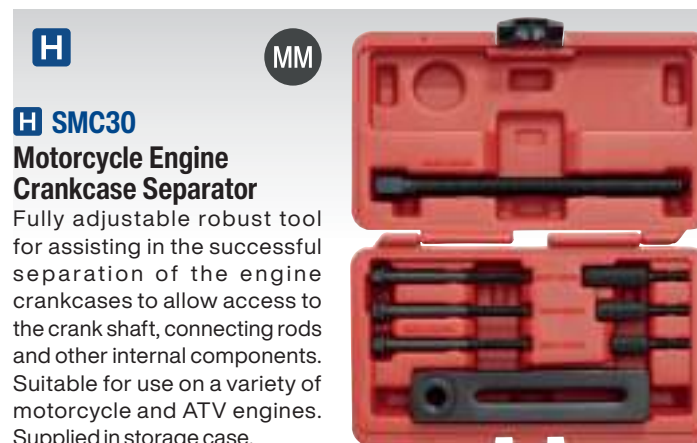
Small Ring Clamp:	Ø40-50mm
Medium Ring Clamp:	Ø50-70mm
Large Ring Clamp:	Ø60-75mm
Extra-Large Ring Clamp:	Ø75-85mm



G MS051
Stud Installation Tool

Aids fast installation of threaded studs without risk of damage to thread. Ideal for engine and exhaust studs. Operate using a 19mm spanner and a 5.5mm hex key.

Thread Sizes:	M6 x 1, M8 x 1.25, M10 x 1.25mm
---------------	---------------------------------



H SMC30
Motorcycle Engine Crankcase Separator

Fully adjustable robust tool for assisting in the successful separation of the engine crankcases to allow access to the crank shaft, connecting rods and other internal components. Suitable for use on a variety of motorcycle and ATV engines. Supplied in storage case.

Mounting Bolts:	M8 x 1.25 x 90mm (x3)
Mounting Bolt Adaptors:	M6 x 1 x 65mm, M6 x 1 x 57mm, M6 x 1 x 49mm
Main Threaded Bar:	M14 x 1.5 x 180mm



I SMC24
6pc Tappet Adjustment Tool Set

Set includes three wrenches; 8mm, 9mm, 10mm and three types of adjuster shafts; flat blade type, 3mm, 4mm square type. The wrenches and shafts are interchangeable to give nine different combinations suitable for tappet adjustments on most motorcycle and ATV engines.



A VS1811
Ø45-120mm Motorcycle Pulley Holder

Suitable for flywheel and clutch pulleys on a large range of motorcycles. Adjustable strap for use on different pulley sizes. Rotate handle so foot contacts against pulley to secure. To release, simply rotate in the opposite direction. Vinyl dipped strap and foot gives added grip.

Capacity: Ø45-120mm



B SMC34
40-in-1 Total Drive® Ball Wrench

For more information, see page 351.



C MS036
Motorcycle Locking Pulley Holder

Suitable for holding flywheels, clutches and pulleys during removal and installation. 8mm Pins on one side and flat blades on the other. Features locking adjustment screw to keep tool at required set size with quick release when finished.

Length: 300mm
Pin Size: 8mm



D MS0621
Ø12-38mm Wheel Bearing Puller 3-Jaw


3-Jaw design applies even pressure preventing damage to bearings. Designed to remove bearings with Ø12-38mm internal diameter. Forged and heat treated steel jaws for greater strength. Corrosion resistant black oxide finish.



E SMC48
10pc Motorcycle Flywheel Puller Set

Comprehensive set of flywheel pullers used to separate flywheel from the crankshaft taper. Features ten pullers of which five have double end, giving increased applications. Suitable for most makes of motorcycle. Supplied in storage case.

Thread Sizes: M14 x 1.5, M16 x 1.5, M18 x 1.5, M19 x 1, M20 x 1, M22 x 1, M22 x 1.5, M24 x 1, M25 x 1.5, M26 x 1, M26 x 1.5, M27 x 1, M27 x 1.25, M28 x 1, M28 x 1.5mm



F AK7160
10pc Bridge Bearing Puller Set

Screw-type bridge extractor set. The thin tapered lips on the collets secure a positive grip on the curved surface of the internal bearing bore. Gently removes blind bearings where the use of a slide hammer may damage the surrounding material. Bearing extractor collets with internal capacity from 8 to 27mm.

Collet Diameter: Ø8-9.4, 9.5-11.4, 11.5-13.4, 13.5-16.4, 16.5-18.4, 18.5-24, 24.5-27mm



G AK716
12pc Blind Bearing Puller Set

Medium stroke 1.5kg slide hammer with 395mm shaft and a screw-type bridge extractor. Gently removes blind bearings where the use of a slide hammer may damage the surrounding material. Includes bearing extractor collets with internal capacity from 8-34mm.

Collet Diameter: Ø8-9.5, 10-11.5, 12-13.5, 15-16, 17-18.5, 20-23, 24.5-27, 30-32, 32-34mm.





A MS038
Motorcycle Twin-Clamp Cable Oiler
 Twin-clamp cable oiler for use with spray type silicone or oil on motorcycle cables.



B NEW
B MS0381
Hydraulic Type Cable Oiler
 Hydraulic cable oiler, forces oil between inner and outer cables throughout their entire length leaving them silky smooth. For use on brake, throttle, speedo and choke cables for motorcycle, car, bicycle and lawnmowers that require regular oiling as part of their servicing. Easy-to-use and cleaner to service cables between 7 to 19mm. Avoids replacing cables that are worn or seized. Results in smooth operating cables.



C MS046
Ø60-84mm Oil Filter Band Wrench
 Suitable for removing and installing oil filters with diameters ranging from Ø60-84mm. 25mm Wide spring steel band with corrosion resistant coating. PVC dipped multi-position handle can be applied at 180° to the filter. Automatically tightens as pressure is applied.

Capacity:	Ø60-84mm
-----------	----------



G CJT01
20pc Folding Carburettor Jet Tool 0.45-1.5mm
 Precision machined carburettor jet cleaning and sizing kit. 20 Sizes ranging from 0.45-1.5mm in 0.05mm increments. For classic cars and larger jetted motorcycles. Folding design makes it easy for storage and small enough to carry. May also be used to clean gas jets on welding torches.

Jet Sizes:	0.45, 0.5, 0.55, 0.6, 0.65, 0.7, 0.75, 0.8, 0.85, 0.9, 0.95, 1, 1.05, 1.1, 1.15, 1.2, 1.25, 1.3, 1.35, 1.4, 1.45, 1.5mm
------------	---



D MS004
Ø43-102mm Oil Filter Claw Wrench
 Chrome polished carbon steel construction with 3/8" and 1/2" Sq drive. Also suitable for use with a 21mm spanner. Claws grip filter tighter as more torque is applied. Fits a range of popular motorcycle can filters ranging from Ø43 to 102mm.

Drive:	3/8" Sq, 1/2" Sq, 21mm Spanner
Size:	Ø43-102mm



E-F SEE BELOW
Oil Filter Cap Wrenches - 14 Flutes
 Cap type filter wrenches prevent damage to filter housing and will withstand up to 115Nm(85lb.ft) of torque. Low profile design suitable for use in confined areas.

	E	F
Model No:	MS044	MS045
Drive:	3/8" Sq	3/8" Sq
Size:	Ø65mm	Ø68mm
Flutes:	14	14
Steps:	1	1



H MS155
1.6L Manual Vacuum Oil & Fluid Extractor
 Constructed from composite materials and suitable for the extraction of engine or transmission oils from cars, motorcycles, marine engines, stationary engines and industrial machinery. Also suitable for low viscosity fluids such as water. Supplied with two suction probes and cover cap. Use probes to remove engine oil through the dipstick tube.

Capacity:	1.6L
Suction Probes:	Ø10 x 1300, Ø8 x 1008mm



I MS156
4L Manual Vacuum Oil & Fluid Extractor
 Constructed from composite materials and suitable for the extraction of engine or transmission oils from cars, motorcycles, marine engines, stationary engines and industrial machinery. Also suitable for low viscosity fluids such as water. Supplied with two suction probes, easy-pour spout and cover cap. Use probes to remove engine oil through the dipstick tube.

Capacity:	4L
Suction Probes:	Ø10 x 1300, Ø5 x 1008mm

A



E10 Compatible

A MS100**3pc Motorcycle Compression & Fuel Pressure Gauge Set**

Set of three gauges with connectors and adaptors for testing compression and fuel pressure on motorcycles. Gauges range from 0-300psi for compression testing, 0-7bar (0-100psi) for fuel pressure and 0-1bar (0-100kPa) for low pressure fuel.

Spark Plug Sizes:	8, 10, 12, 14mm
-------------------	-----------------

Hose Length:	220mm
--------------	-------

Fuel Connector Sizes:	Ø6.4, 7.9mm
-----------------------	-------------

E 1L



E10 Compatible


E MS029**1L Motorcycle Portable Fuel Tank**

Must have item when needing to remove fuel tank to perform motorcycle maintenance. Eliminates need to balance fuel tank in an awkward position. Simply remove your tank, connect the auxiliary fuel tank, which is gravity fed, and hang it up using the hook provided. Features 1L tank, 950mm hose, two hose clamps and on/off tap. For dual entry carburettor systems, use the Model No. MS029DCK Fuel Feed Lines. Suitable for E10 petrol.

Tank Size:	1L
------------	----

Hose Length:	950mm
--------------	-------

B



B



E10 Compatible

B VS209**Carburettor Synchronizer Vacuum, Mini-Type**

For more information, please see page 436.

F



E10 Compatible

F MS029DCK**Dual Carburettor Accessory Kit for MS029**

Dual entry carburettor accessory kit for Model No. MS029. Enables MS029 to be fitted to a motorcycle with dual fuel inlets eliminating need to balance fuel tank in an awkward position. Includes 100mm hose, two 200mm hoses, four hose clamps and Y-piece adaptor. Suitable for E10 petrol.

Contents:	100mm Hose, 200mm Hoses (x2), Hose Clamps (x4), Y-Piece Adaptor
-----------	---

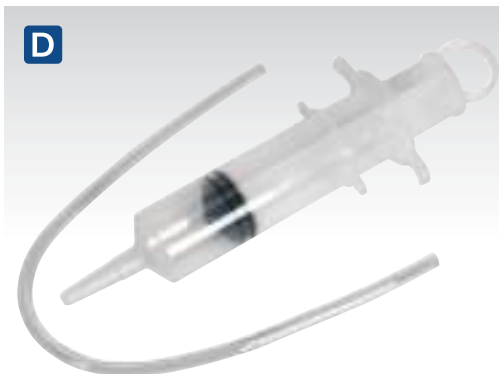
C

**C FSCP300****Fuel System Cleaner - Petrol Engines**

High performance fuel system cleaner for all petrol engines. Removes varnish and gum deposits from the entire fuel system. One can sufficient for 60 to 80L of petrol, add to the fuel tank before refuelling.

Size:	300ml
-------	-------

D

**D MS166****70ml Oil Inspection Syringe**

Multipurpose syringe with synthetic rubber seal, ideal for the transfer of oils/fluids to and from vehicle components. Compact size and flexible extension tube makes it ideal for use on motorcycles. Translucent body allows easy inspection of contents.

Capacity:	70ml
-----------	------

Compatibility:	Coolant, Brake Fluid, Petrol, Oil, Water
----------------	--

G

**G MS013****Pilot Screw Adjusting Tool**


460mm Deep access tool, particularly suited to adjustment of motorcycle carburettors. 110° Angled head gives improved access to hard-to-reach areas. One turn of handle equals one turn of slotted blade. Blade tip height is adjustable allowing it to be set in place during operation.

Blade Type:	Slotted
-------------	---------




A MS165
3pc Double End Long Reach Spark Plug Box Spanner Set
 Double end, traditional style, long reach spark plug box spanners with L-bar. Supplied in a pouch for safe storage.

Length:	150mm
Sizes:	14 x 16, 16 x 18, 17 x 21mm



B MS157
16/18mm Double End Long Reach Spark Plug Box Spanner with L-Bar

Length:	205mm
Socket Size:	16/18mm



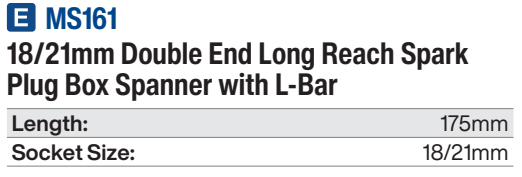
D MS160
14/16mm Double End Long Reach Spark Plug Box Spanner with L-Bar

Length:	180mm
Socket Size:	14/16mm




C MS158
17/21mm Double End Long Reach Spark Plug Box Spanner with L-Bar

Length:	150mm
Socket Size:	17/21mm



E MS161
18/21mm Double End Long Reach Spark Plug Box Spanner with L-Bar

Length:	175mm
Socket Size:	18/21mm



F SMC57
16/21mm Flexi T-Bar Spark Plug Wrench
 3/8" Sq Drive 16 and 21mm Chrome Vanadium Mirror Finish Spark Plug sockets, suitable for 10 and 14mm spark plugs. Rubber sleeved T-Handle Bar is designed to allow maximum leverage to be applied. Ideal for use in confined areas with the 360° Universal Joint. Internal rubber sleeves in the sockets hold and prevent damage to the spark plugs.



G AK6550
4pc 3/8" Sq Drive T-Bar & Rubber Insert Spark Plug Socket Set
 Comfort grip T-handle 3/8" Sq drive. Features 2-in-1 wobble and rigid bar. Simply push the socket further onto the bar to fasten in the rigid position. Includes 14mm Bi-hex, 16 and 21mm 6-point Chrome Vanadium spark plug sockets with rubber inserts.

Drive:	3/8" Sq
Sizes:	14, 16, 21mm



H VS525
14 & 18mm Spark Plug Thread Chaser
 Suitable for cleaning corrosion and carbon build-up from spark plug threads. Also possible to restore minor cross threading damage. Use with a 21mm spark plug socket.

Size:	14, 18mm
Thread Lengths:	14-15mm, 18mm
Maximum Drive Diameter:	Ø21mm



I AK1621
16 & 21mm Long Reach Double End Spark Plug Socket
 Designed for either 16mm or 21mm deep-seated spark plugs.

Sizes:	16, 21mm
Length:	300mm



J MS003
14mm Reverse Action Spark Plug Thread Chaser
 Specially designed to repair damaged spark plug threads on modern engines. Unique design allows the tool to be passed through the plug thread into the combustion chamber, then expanded to the correct size starting on the inner, undamaged threads. Traditional thread restorers rely on luck for the restored and undamaged threads to align.

Size:	14mm
Length:	138mm



K VS518
Spark Plug Feeler Gauge
 Specially designed for gapping spark plugs and suitable for both traditional copper and precious metal plugs. Features an electrode adjuster allowing the electrode to be adjusted without levering against the core which can be easily damaged. Blade dimensions 75 x 13mm.

Blade Sizes:	0.5, 0.6, 0.7, 0.8, 0.9, 1, 1.1mm
--------------	-----------------------------------



**360kg
Capacity**
Folding



**500kg
Capacity**
Folding

A MR360

360kg Capacity Steel Mesh Folding Loading Ramp

Manufactured from strong, durable powder coated steel and steel mesh. Provides safe and easy ramp access for in-line wheeled vehicles. Suitable for loading/unloading motorbikes or wheelbarrows from vans or trailers. Features a strap and hook to help secure ramp while in use. Folding design allows compact storage when not in use.

Folded Dimensions (L x W x H):	1050 x 280 x 90mm
Extended Dimensions (L x W x H):	2060 x 280 x 40mm
Maximum Capacity:	360kg
Weight:	11.5kg

B FCR500

500kg Capacity Folding Steel Loading Ramps

Manufactured from strong, durable powder coated steel. Provides safe and easy ramp access for in-line and multi axle vehicles. Suitable for loading/unloading motorbikes, quads, ride-on lawnmowers and mini tractors from vans or trailers. Features a chain and hook to help secure ramps while in use. Folding design allows compact storage when not in use.

Folded Dimensions (L x W x H):	890 x 230 x 150mm
Extended Dimensions (L x W x H):	2000 x 230 x 50mm
Maximum Capacity (Single/Pair):	250/500kg
Weight (Pair):	27.4kg

C LR680

680kg Capacity per Pair Aluminium Loading Ramps

Manufactured from strong durable yet lightweight aluminium. Provides safe and easy ramp access for a variety of small vehicles. Suitable for loading/unloading quad bikes, ride-on lawnmowers or any other four wheeled vehicle up to a maximum of 680kg. Features extended claws at one end to help secure ramp when in use. Folding design for compact storage.

Folded Dimensions (L x W x H):	1160 x 290 x 150mm
Extended Dimensions (L x W x H):	2324 x 290 x 110mm
Maximum Capacity (Single/Pair):	680kg
Weight (Pair):	12.6kg



C

Aluminium

**680kg
Capacity**

**Weighs Just
12.6kg**



D

Aluminium

**Weighs Just
13.5kg**


**680kg
Capacity**

D FLR680T

680kg Capacity Wide Tri-Folding Motorcycle/Trike/ATV & Mini Tractor Aluminium Loading Ramp

Manufactured from strong durable yet lightweight aluminium. Provides safe and easy ramp access for a variety of small vehicles. Suitable for loading/unloading trikes, quad bikes, ride-on lawnmowers or any other three or four wheeled vehicle up to a maximum of 680kg (Note individual ramp section capacity is 226kg). Features safety securing chains and extended claws at one end to help secure ramp when in use. Folding design for compact storage. Maximum height to trailer or vehicle loading area is 863mm.

Folded Dims (L x W x H):	1760 x 380 x 70mm
Extended Dims (L x W x H):	1760 x 1140 x 20mm
Maximum Capacity:	680kg
Weight:	13.5kg



C
NEW



A-C
Motorcycle Helmet & Gear Tidies

Powder coated steel construction, for added corrosion resistance. Designed to organize the storage of gloves, clothing and helmets.

	A	B	C
Model No:	MS080	MS081	MS081FS
Width:	Top Shelf; 240mm, Bottom Shelf; 240mm	490mm	545mm
Depth:	Top Shelf; 405mm, Bottom Shelf; 160mm	350mm	460mm
Height:	-	-	1925mm



D **MS0811**
Motorcycle Helmet Hook

Wall and door mountable helmet hook suitable for all motorcycle helmets. Designed in order to keep your helmet safe and out of the way when not in use.

Length:	120mm
Width:	50mm
Depth:	175mm



E **MS0812**
Motorcycle Helmet and Jacket Hook

Wall and door mountable helmet hook suitable for all motorcycle helmets. Designed in order to keep your helmet and jacket safe and out of the way when not in use.

Length:	360mm
Width:	150mm
Depth:	70mm



F **NEW**
SMC50
Boot Stand

Holds and stores your boots whilst cleaning and drying. Reduces the risk of getting water in them whilst cleaning. Convenient centre handle for stability whilst in the process of cleaning and then can be used for storage of your helmet.

Length:	502mm
Width:	320mm
Depth:	335mm



A-D SEE BELOW

Trike Covers

Ideal for protection, rain or shine, against weathering and fading. STC03 is designed for smaller motorcycle derived trikes such as Virago or Shadow models, or newer reverse trikes with two front wheels. STC02 Cover is designed for the larger motorbike derived trikes such as Goldwing or Harley Davidson Tri Glide types. STC01 is suitable for all VW Flat-Four engine based trikes such as Rewaco, Boom and WK models. The STC01XL is for use on new generation Rewaco RF1, ST, GT, LT and Touring models, also Boom Lowrider, Grizzly and Mustang models. Each cover has a clear PVC pocket to accept Model No. SPP01 Solar Panel (requires Model No. SPP01.A Adaptor), to enable battery charging while cover is fitted to the motorcycle, without the need for mains power supply. Elastic corners with strap and buckle for easy and secure fitting. Made from Oxford 300D material. Supplied in a storage bag.



	A	B	C	D
Model No.	STC03	STC02	STC01	STC01XL
Size:	Small	Medium	Large	X-Large
Length:	2500mm	2750mm	3700mm	4500mm
Front Top Width:	1000mm	1000mm	1050mm	1050mm
Front Bottom Width:	470mm	470mm	450mm	450mm
Rear Bottom Width:	1550mm	1750mm	2000mm	2000mm
Front Height:	1250mm	1300mm	1300mm	1400mm
Rear Height:	1400mm	1400mm	1450mm	1550mm

E SPP01
12V/1.5W Solar Power Panel

Amorphous solar panel converts daylight directly into 12V electricity. Suitable for maintaining charge in a wide range of batteries and power packs. Ideal for batteries stored in boats and caravans and for batteries in vehicles in long-term storage. IP44 Rating (non-waterproof). For use behind car windscreen or other protection. Supplied with suction pad fixings, battery clips and vehicle accessory socket plug (only suitable for vehicles with "permanent live" accessory socket).



F SPP01.A
Watertight Hardwired Terminal Connector for SPP01, SPP02 & SPP03

A battery terminal connection lead with in-line fuse unit and weatherproof cap to offer protection from water ingress when the connector is not in use. Can be left on the vehicle and simply connected to Model No's SPP01, SPP02 or SPP03 when required.

Length:	570mm
Fuse:	7.5A





Supplied with Storage Bag.



Shown with wheel lock fitted (not included).



A SEE BELOW

Motorcycle Covers with Solar Panel Pocket

Ideal for protection, rain or shine, against weathering and fading. Double layer cover for extra protection. Inner layer is made from soft anti-scratch material to protect motorcycle's paintwork. Has a clear PVC pocket to accept Model No. SPP01 Solar Panel (requires Model No. SPP01.A Adaptor) to enable battery charging while cover is fitted to the motorcycle without the need for mains power supply. Elastic corners with strap and buckle for easy and secure fitting. Eyelet enabling wheel lock to be fitted. Supplied in a storage bag.

Model No:	Size:	Dimensions (L x W x H):
MCS	Small	1830 x 890 x 1300mm
MCM	Medium	2320 x 1000 x 1350mm
MCL	Large	2460 x 1050 x 1370mm



B SMC40 Motorcycle Waist Bag - Small

Lightweight and compact waist bag specifically designed for motorcycle users. Made up of large main compartment as well as smaller quick access hook-and-loop pocket and small zipped pocket. Perfect for storing phone, wallet and keys among other items while on the go. Adjustable waist strap. Made from 600D Polyester.

Overall Size (W x D x H):	200 x 76 x 115mm
No. of Pockets:	3



C SMC41 Motorcycle Waist Bag - Large

Lightweight and compact waist bag specifically designed for motorcycle users. Made up of large main compartment containing two internal compartments as well as five pen holders and a smaller secondary external pocket. Perfect for storing phone, wallet and keys among other items while on the go. Adjustable waist strap as well as a detachable shoulder strap. Made from 600D Polyester.

Overall Size (W x D x H):	280 x 127 x 165mm
No. of Pockets:	2 External, 2 Internal



D RSBP1 430mm Backpack with Reflective Strips

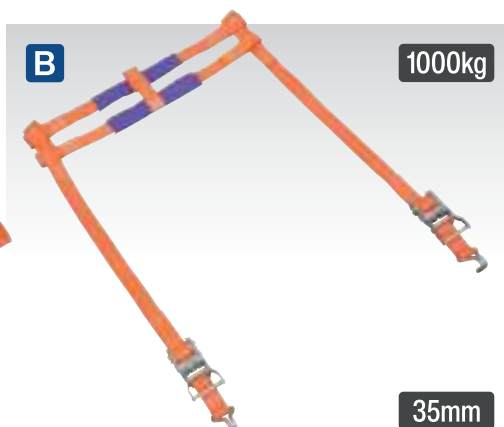
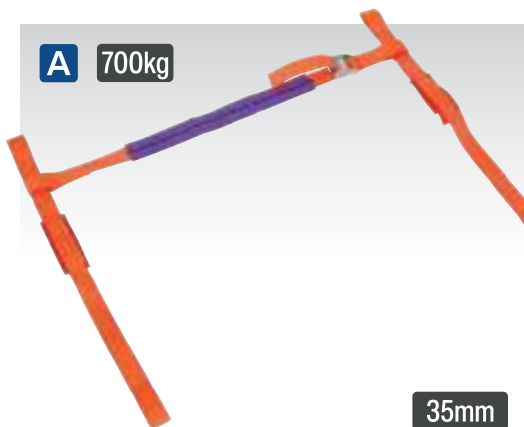
Durable 23L polyester rucksack with a padded internal laptop pocket, suits most 15" laptops. Design includes zipped main pockets, high visibility reflective strip on adjustable straps, back pocket and two elasticated side pockets.

Overall Size (W x D x H):	305 x 180 x 430mm
No. of Pockets:	5



Tool Storage Bags & Boxes

We have a complete range of Tool Storage Bags, Cases and Boxes, see pages 1063 to 1069 for details.



A TDMCHB

Motorcyle Handlebar Tie Down

Manufactured from polyester webbing with stitched reinforcement around loops. To be used in conjunction with suitable ratchet tie downs. Suitable for workshop use, to provide safe restraining points for securing motorcycles to a workbench, flat-bed or trailer. Simple cam buckle fastener tensions the webbing to provide superior load restraint.

Load Test:	700kg
Maximum Handlebar Restraint Width:	750mm
Maximum Tension:	350kg
Webbing Width:	35mm

B TDMCRW

Motorcyle Rear Wheel Tie Down

Manufactured from polyester webbing. Stitched reinforcement at joins and loops. Suitable for workshop use or for securing motorcycle to flat-bed or trailer. Secures rear wheel to anchor point without compressing the suspension units, thus reducing the risk of seal damage. Ratchet mechanically tensions the webbing using a simple drum and ratchet mechanism for superior load restraint.

Load Test:	1000kg
Maximum Tension:	500kg
Webbing Width:	35mm

C TDL01

Tie Down Securing Loop - Pair

Manufactured from polyester webbing. Use to either loop or create a slip knot at any appropriate point of the load and then attach to the hook of the strap. Suitable for use on motorcycles or offset loads to help prevent scratches to paint finishes and chrome.

Quantity:	2
Maximum Tension:	1000kg
Breaking Strain:	2000kg
Webbing Width:	35mm
Webbing Length:	450mm

D NEW



D SPL01

Fast Lock Tie Down System for Motocross Bikes

Securely holds your motocross bike on to a trailer or van, with the Fast Lock system, no ratchet straps or wheel chock required. Provided with mounting plates and quick release latches, allowing for fast installation and removal of the clamp. Freeing your vehicle for other uses. Each mounting plate has a D-ring creating additional anchor points to the trailer floor.



E TDC01

Handlebar Tie Down Clamp Pair

Handlebar tie down clamp used to minimise possible damage to motorcycle handlebars and grips. Provides a secure fixing point to tie down motorcycle whilst in transit.



F SMC56

Anti-Dive Fork Brace

Designed to stop the over-compression of motorcycle forks whilst in transit. For use on off-road style motorcycles with a minimum front wheel to mudguard clearance of 255mm.

Size (W x D x H):	230 x 70 x 290mm
-------------------	------------------

A



A TST80
Waterproof Document & Tool Storage Tube

Waterproof document and tool storage tube suitable to mount to motorcycles. Cable ties, mountings and bolt provided.

Internal Tube Length:	320mm
Internal Tube Diameter:	Ø80mm
Fixing Point Distance:	315mm
Overall Size (W x D x H):	400 x 100 x 110mm

B



B CLA109DL
10.5 x 10.5 x 1500mm
Motorcycle Chain & Disc Lock
4* ART Approved

Heavy-duty 10.5mm square link chain, fitted with durable nylon sleeve for avoiding accidental scratching and damage to the bike. Features hardened zinc alloy bodied disc lock with anti-drill, anti-saw and anti-pick protection on the locking cylinder. 4* ART Approval. Supplied with two keys.

Chain Size:	10.5 x 10.5 x 1500mm
ART Approval:	4*

C



C MCGA01
Motorcycle Ground Anchor
4 Security Bolts

Heavy-duty hardened steel bolt down anchor, supplied with all fixings. Provides a secure locking point for items such as motorcycles, bicycles, boats, caravans and trailers.

Contents: Anchor, Security Bolts, Ball-Bearings



D



D CL129DL
12 x 12 x 900mm
Motorcycle Chain Lock

Heavy-duty 12mm square link chain, fitted with durable nylon sleeve for avoiding accidental scratching and damage to the bike. Features extra-long 12mm thick shrouded shackle with anti-drill, anti-saw and anti-pick protection on the locking cylinder. Supplied with two keys.

Chain Size:	12 x 12 x 900mm
-------------	-----------------

E



E CL9512
10mm x 1500mm
Motorcycle Chain Lock

Protective covered chain, avoids accidental scratching and damage to the bike. Triple bearing locking system encased in a double protection body, helps prevent tampering. Supplied with two keys.

Chain Size:	Ø10 x 1500mm
-------------	--------------

F



F MCGA02
Motorcycle Locking Ground Anchor
4 Security Bolts

Heavy-duty hardened steel bolt down anchor with key operated locking pin. Supplied with all fixings. Provides a secure locking point for items such as motorcycles, bicycles, boats, caravans and trailers.

Contents: Anchor, Security Bolts, Locking Pin, Ball-Bearings, Keys (x2)



G NEW



G SAS01
Swingarm Stands

All steel construction with bolted height adjustment. Ideal for long term motorcycle storage. Sold in pairs.

Weight:	2.04kg
---------	--------

H

4m
 25mm
 800kg



H TD484SD
25mm x 4m Polyester Webbing
Ratchet Tie Down with S-Hooks 800kg
Breaking Strength - 2 Pairs

Manufactured from polyester webbing with stitched reinforcement around hooks. Suitable for securing loads and tarpaulins onto flatbeds or trailers and for general load restraint. Ratchet mechanically tensions the webbing using a simple drum and ratchet mechanism providing superior load restraint.

Quantity:	4
Maximum Tension:	400kg
Load Test:	800kg
Webbing Width:	25mm
Webbing Length:	4m
Hook:	S-Type

I



I DL503
Ø10mm Motorcycle Disc
Brake Lock

Features hardened locking pin and impact resistant die-cast body. Visible bright colour acts as a reminder that the unit is attached to the bike. Supplied with two keys and storage pouch.

Pin Diameter:	Ø10mm
Throat Depth from Centre of Pin:	67mm

A



A BC110

Workshop Pump

For more information, see page 552.

F



F MS087

Motorcycle CO₂ Emergency Tyre Inflator Kit

CO₂ Tyre inflator kit including adaptor for Schrader type valves (used by most cars and motorcycles and some bicycles). Includes 2 x 16g canisters of CO₂. Supplied in zipped storage pouch.

CO ₂ Threaded Cartridge:	2 x 16g
-------------------------------------	---------

I



I MDRP01

2.5L Motorcycle Oil Drain Pan

Heavy-duty polypropylene construction, ideal for draining oils and antifreeze. Sloped design to easily tip contents out of pan. Thin contoured design to prevent accidental movement while in use.

Capacity:	2.5L
Size (L x W x H):	405 x 220 x 70mm

B



12V

B MAC04

12V Heavy-Duty Tyre Inflator/Mini Air Compressor

For more information, see page 553.

D



D TSTPG12

Digital Tyre Pressure & Tread Depth Gauge with LED

For more information, see page 559.

G



12V

G MS163

12V Micro Air Compressor with Worklight

Compact design incorporating integral storage for air output hose. Features a worklight and pressure gauge which reads up to 5.5bar(80psi). Powered by a 12V motor suitable for inflating tyres on motorcycles and cars. Supplied with vehicle accessory socket plug and battery clips.

Hose Length:	100mm
Power Cord Length:	2.8m
Operating Voltage:	12V

G



C



C FP1

Single Barrel Foot Pump

For more information, see page 552.

E



E TST10

Temporary Puncture Repair Kit

For more information, see page 563.

H

0-120psi



USB



H CT1120

Compact Rechargeable Tyre Inflator & Power Bank with Worklight

Compact digital tyre inflator with output of 12L/min. Pressure gauge reads up to 120psi (kPa, kg/cm² and bar equivalents). 140mm Extension tube with Schrader connection. Micro USB rechargeable (cable supplied). USB output for charging mobile phone etc. (5V/2A). Supplied with sports ball pin adaptor, balloon/inflatables adaptor and also a Presta valve adaptor for road bicycle tyres. Built-in 1W SMD LED for ease of use at night. Preset the desired psi to begin operation and unit will cut-out automatically once that pressure is reached.

Hose Length:	140mm
Typical Inflation Time:	0-30psi in 619sec (175/70/R13)
Maximum Pressure:	120psi
Airflow:	0.42cfm/12L/min
USB Output:	5V/2A
Battery:	2000mAh

A



A TC965

Motorcycle & Small Hub Tyre Changer

Manual type tyre changer suitable for a wide variety of tyres and wheels including those fitted to motorcycles, ATVs, go-karts and golf buggies. Works on bearing or hub centred wheels and is supplied with two centre posts. Includes manual bead breaker and supplied with tyre bar for mounting and de-mounting. Fast and simple operation. To prevent damage to the rims of alloy wheels, use optional Tyre Bar, Model No. TC963.

Minimum Wheel Size:	Ø102mm
Maximum Wheel Size:	Ø524mm(21")
Centre Post Sizes:	Ø12, 16, 19, 24mm
Optional Tyre Bar for Aluminium Wheels:	TC963

E




E VS1818


Deluxe Tyre Lever

Quality drop-forged and tempered steel with flat rounded tip. Moulded handle enables extra grip. Suitable for use with motorcycle, small agricultural or leisure tyres.

Length:	375mm
Width:	25mm



B



B TC968

Tyre Bead Breaker

Manual bead breaker, especially suitable for motorcycle tyres. Lever action with parallel linkage keeps head at the optimum angle for breaking the bead.

Maximum Bead Thickness:	160mm
Maximum Tyre Profile:	190mm

C




C VS1819

Motorcycle Wheel Balancer

Professional motorcycle wheel balancer. Suitable for most motorcycle wheels. Includes two cones and spindle for precise, easy alignment and balancing. Uses gravity to find the heavy point of a wheel and tyre.

Maximum Cone Size:	Ø30mm
Centre Spindle to Base:	400mm

F



F SEE BELOW

Motorcycle Tyre Levers with Plastic Moulding

Quality Chrome Vanadium steel tyre levers with hard plastic moulding hook and taper ends. Designed to reduce the risk of damage to motorcycle wheel rims when removing or fitting tyres.

Model No:	Length:	Width:	Depth:
MS380	380mm	25mm	12mm
MS500	500mm	28mm	15mm



For our full range of STW Wrenches, see pages 70 to 77.

D



D WTS01

Motorcycle & Bicycle Wheel Balancer & Truing Stand

Professional design ideal for the workshop technician or competent DIY enthusiast. Enables the accurate balancing after tyre fitting and truing of rebuilt, warped or buckled spoke wheels. Includes two cones and spindle for precise, easy alignment and balancing. Uses gravity to find the heavy point of a wheel and tyre. Also has threaded centring stabilizer bolts to securely hold the wheel whilst truing the rim.

Maximum Cone Size Balancer:	Ø37.5mm
Centre Balancer Spindle to Base:	585mm
Maximum Cone Size Truing Axle:	Ø37mm
Centre Truing Axle to Base:	445mm

G



G VS1807

2pc Rim Protector

Moulded protectors with connecting cord, designed to reduce the risk of damage to motorcycle wheel rims when removing or fitting tyres with tyre levers.

Length:	145mm
---------	-------

VEHICLE SERVICE TOOLS

[back to Section List](#)



Alternator Tools

468

Diagnostic Tools

439-462

Fuel & Injection Tools

432-437

Battery & Alternator Testers & Tools

469-472

Digital Thermometers

447

Glow Plug Tools

479

Brake & Clutch Service Tools

522-541

Door Repair Kits

588

Headlamp Beam Setters

571

Carbon Cleaner

477

DPF Cleaner

499

Hook & Pick Tools/Scraper Tools

590-591

Commercial Vehicle Tools

596-604

Engine Tools

488-491

Hose Clip Tools

505-507

Compression Tools

429-431

Exhaust Tools

496-498

Hub Tools

566-567

Cooling System Tools

500-504

Feeler Gauges

492-493

Hybrid & Electric Vehicle Tools

473-476

CVJ Service Tools

508-509

Fuel & Air Conditioning Tools

478

VEHICLE SERVICE TOOLS

 [back to Section List](#)

Ignition Timing Tools

462

Radio Release Tools

589

Trim Tools

592-593

Induction Heaters & Coils

494-495

Spark Plug Tools

480-481

Tyre Depth Gauges

560

Injector Tools

483-487

Steering Rack Tools

565

Tyre Fitting Equipment

549-551

Leak Detection Tools

438

Suspension Tools

572-584

Tyre Inflators

552-557

Locking Wheel Nut Removal Sets & Thread Restorers

545-548

Terminal & Wire Tools

463-467

Tyre Pressure Gauges

558-559

Mechanic's Mats

612-613

Test Probes

459

Tyre Repair Tools

561-563

MOT Tools

570-571

Testers

439-462

Video Borescopes

444-445

Multimeters

448-456

Thermal Imaging Cameras

446

Wheel Alignment Tools

568-569

Oil Service Tools

511-521

Thread Chasers

595

Wheel Nut Tools

542-548

Oxygen Sensor Tools

482

Thread Repair Sets

510

Windscreen Tools

585-587

Pullers

605-609

Timing Tools

370-428

Wing Covers

611

Use our online Timing Tool Kit Finder to search for kits that are relevant to your vehicle.
www.sealey.co.uk/timing-tools

Technical Hotline

If you can't find the details, or the answer you require from the Timing Tool Kit Finder, it's not a problem. Sealey have a fully trained technical sales team to provide additional assistance when required.

Tel: 01284 757505 Email: technical@sealey.co.uk

Timing Tool Kit Finder

The Timing Tool Kit Finder lists all vehicle applications, date ranges and engine codes. Simply select the make and model of your vehicle from the drop down menus and click on the picture of the Timing Tool Kit for more information.

Vehicle REG: **ENTER REG**

UK EIRE **Search**

Make: Select Make ▼

Engine Code: Select Engine Code ▼

Model: Select Model ▼

Engine Size: Select Engine Size ▼

Year From: Select Year From ▼

Reset **Search**

Make	Type	Fuel	Drive	Kit	Page
Alfa Romeo					
Alfa Romeo	1.3D JTD(M)	D	Chain	VSE5881A	377
Alfa Romeo	1.3D JTD(M)	D	Chain	VSE6191	377
Alfa Romeo	1.6D, 1.9D, 2.0D, 2.4D JTD/Multijet	D	Belt	VSE5961	376
Alfa Romeo	1.2, 1.4, 1.4T-Jet 16v	P	Belt	VSE2511A	379
Alfa Romeo	1.2, 1.4 16v	P	Belt	VSE5061	379
Alfa Romeo	1.4 MultiAir	P	Belt	VSE6161	379
Alfa Romeo	1.6, 1.8 Twinport	P	Belt	VSE5006	409
Alfa Romeo	1.6, 1.8 16v	P	Belt	VSE131	379
Alfa Romeo	TDC Position Tool	P	Belt	VSE2515	377
Alfa Romeo	Mini Dial Gauge	P	Belt	AK9634M	377
Alfa Romeo	Variator Wrench - Variable Valve Timing Unit	P	Belt	VSE5885	378
BMW					
BMW	2.0D, 3.0D M47/M57	D	Chain	VSE5666	380
BMW	2.0D, 3.0D N47/N57	D	Chain	VSE6121A	380
BMW	2.0D, 3.0D N47/N57 Crankshaft Holding Tool	D	Chain	VSE6121.05	380
BMW	Injection & HP Pump Sprocket Remover/Retainer	D	Chain	VSE5664	380
BMW	Fuel Pump Remover/Sprocket Retainer	D	Chain	VSE5665	380
BMW	1.8 - 3.0 M42/M50/M52/M52TU/M54/M56	P	Chain	VSE4425	382
BMW	1.5, 2.0, 3.0 B38	P	Chain	VSE6122	381
BMW	1.6 N13, N18	P	Chain	VSE5982	383
BMW	1.4, 1.6 16v EP3/EP6	P	Chain	VSE6131	381
BMW	2.0 N20	P	Chain	VSE6188	383
BMW	1.6, 2.0 N43	P	Chain	VSE6001	382
BMW	1.8, 2.0 N42/N46/N46T	P	Chain	VSE5911A	383
BMW	1.4, 1.6 16v EP3/EP6 Balance Shaft Alignment Kit	P	Chain	VSE6156	384
BMW	4.4 V8 Including Vanos	P	Chain	VSE5555	384
BMW	Flywheel Holding Tool	D	P	VSE5660	382
BMW	Timing Chain Wear Indicator Tool	P	Chain	VSE2381	381
BMW	Vanos Unit Socket 22mm 16-Point 1/2" Sq Drive	P	Chain	VSE6134	381
BMW	Crankshaft Turning Tool Kit	D	P	VSE2398	382
BMW	Oil Pump and Balance Shaft Alignment Kit	P	Chain	VSE6198	382
Chevrolet					
Chevrolet	1.6, 1.8 Twinport	P	Belt	VSE5006	378
Chevrolet	1.6, 1.6, 1.8 16V	P	Belt	VSE131	378
Chevrolet	1.8 16v	P	Belt	VSE5005	410
Chevrolet	1.8 16v	P	Belt	VS1700	409
Chrysler/Jeep					
Chrysler/Jeep	2.5D, 2.8D CRD	D	Belt	VSE5056	385

Make	Type	Fuel	Drive	Kit	Page
Citroen/Peugeot					
Citroen/Peugeot	High Pressure Fuel Pump Sprocket Locking Pin PSA/Ford	D	Belt	VS5258	391
Citroen/Peugeot	1.4D, 1.6D HDi	D	Belt	VSE5846	386
Citroen/Peugeot	1.4D, 1.6D, 2.0D, 2.2D HDi DV4/DV6/DW10/DW12	D	Belt	VSE5930	386
Citroen/Peugeot	2.2D HDi	D	Chain	VSE5036	376
Citroen/Peugeot	2.2D HDi 4HU/4HV	D	Chain	VSE5842	391
Citroen/Peugeot	2.3D, 3.0D	D	Belt/Chain	VSE5037	387
Citroen/Peugeot	3.0D SDV6/TDV6/TDVi/HDi	D	Belt	VSE5000A	387
Citroen/Peugeot	2.8D TDi/HDi	D	Belt	VSE5976	387
Citroen/Peugeot	1.0 - 1.0 VTi, 1.2 VTi		P Belt	VSE5092	390
Citroen/Peugeot	Crankshaft Pulley Holder 1.0 - 1.0 VTi, 1.2 VTi		P Belt	VSE5093	389
Citroen/Peugeot	Timing Belt Wear Gauge 1.0 - 1.0 VTi, 1.2 VTi		P Belt	VSE5094	390
Citroen/Peugeot	Engine Timing Check Kit 1.2 GDI PureTech for PSA	D	Belt	VS5255	388
Citroen/Peugeot	1.4, 1.6 16v ET4 (KFU, KFV, KFW)		P Belt	VSE5046	387
Citroen/Peugeot	1.4, 1.6 16v EP3/EP6		P Chain	VSE6131	381
Citroen/Peugeot	1.4, 1.6 16v EP3/EP6 Balance Shaft Alignment Kit		P Chain	VSE6156	391
Citroen/Peugeot	1.8, 2.0, 2.2 16v EW7/EW10/EW12		P Belt	VSE5946	388
Citroen/Peugeot	Flywheel Holding Tool	D	P Belt	VSE2394	427
Citroen/Peugeot	Camshaft Sprocket Puller	D	Belt	VSE50422	387
Citroen/Peugeot	Master Timing Tool Kit	D	P Belt/Chain	VS5300MK	389
Dacia					
Dacia	1.5D dCi K9K	D	Belt	VSE5871A	408
Dodge					
Dodge	2.0D CRD	D	Belt	VSE5951	413
Fiat/Lancia/Iveco					
Fiat/Lancia	1.3D JTD(M)	D	Chain	VSE6191	377
Fiat/Lancia	1.6D, 1.9D, 2.0D, 2.4D JTD/Multijet	D	Belt	VSE5961	376
Fiat	2.0D, 2.2D JTD	D	Belt	VSE5930	386
Fiat/Iveco	2.5D/DT, 2.8D Tdi	D	Belt	VSE5976	378
Fiat/Iveco	2.2D, 2.3D/3.0D JTD	D	Belt/Chain	VSE5036	376
Fiat	2.2D JTD	D	Chain	VSE5842	391
Fiat/Iveco	2.3D, 3.0D	D	Belt/Chain	VSE5037	387
Fiat/Lancia	1.2, 1.4 16v		P Belt	VSE5061	379
Fiat/Lancia	1.2, 1.4, 1.4T-Jet 16v		P Belt	VSE2511A	379
Fiat	1.4 MultiAir		P Belt	VSE6161	379
Fiat/Lancia	1.6 16v		P Belt	VSE2513	379
Fiat	1.6, 1.8 16v		P Belt	VSE131	378
Fiat/Lancia	TDC Position Tool		P Belt	VSE2515	377
Fiat	Variator Wrench - Variable Valve Timing Unit		P Belt	VSE5885	378
Fiat	Flywheel Holding Tool	D	P Belt	VSE2394	427
Ford					
Ford	High Pressure Fuel Pump Sprocket Locking Pin PSA/Ford	D	Belt	VS5258	381
Ford	1.3D JTD(M)	D	Chain	VSE5881A	377
Ford	1.4D, 1.6D TDCi, 1.8D TDi/TDCi/TDdi, 2.0D/2.2D TDCi, 1.25, 1.4, 1.6, 1.8, 2.0, 2.3 16v	D	P Belt/Chain	VSE5042A	314
Ford	Camshaft Sprocket Puller	D	Belt	VSE50422	387
Ford	Timing Cover/Puller Alignment Bracket		P Belt	VSE5860	394
Ford	1.4D, 1.6D TDCi	D	Belt	VSE5846	397
Ford	1.4D, 1.6D TDCi, 1.8DT/TDCi/TDdi, 2.0D TDCi	D	Belt	VSE5941	388
Ford	1.8D Turbo/TDdi/TDCi/ECONetic	D	Belt	VSE5843	392
Ford	1.9D TDi PD	D	Belt	VSE5951	416
Ford	Camshaft Pulley Alignment Pins	D	Belt	VSE6712	393
Ford	2.0D, 2.2D, 2.4D, 3.2D Di/TDCi/TDdi-Duratorq	D	Chain	VSE5842	391
Ford	Timing Tool & Fuel Injection Pump Kit 2.0D, 2.2D, 2.4D, TDCi/Duratorq	D	Chain	VSE6940	392
Ford	2.0D EcoBlue	D	Chain	VSE5640	393
Ford	2.0D EcoBlue Fuel Pump Removal Set	D	Chain	VSE6541	393
Ford	2.0D EcoBlue Front Pulley/Vibration Damper Puller	D	Chain	VSE6542	393
Ford	2.0D, 2.2D TDCi	D	Belt	VSE6126	402
Ford	2.2D	D	Chain	VSE5590	389
Ford	Oil Seal Fitting Kit 2.2D	D	Chain	VSE5862	396
Ford	2.2D, 3.2D TDCi	D	Chain	VSE5863	392
Ford	Flywheel Timing Pin 2.2D TDCi	D	Chain	VSE5864	394
Ford	2.0D, 2.4D	D	Chain	VSE5841A	396
Ford	Flywheel Locking Set	D	P Belt	VSE5945	427
Ford	1.0 EcoBoost		P Belt	VS5150	397
Ford	1.0 EcoBoost		P Chain	VSE5152	398
Ford	Torque Multiplier 1.0 EcoBoost		P Belt	VSE5180	397
Ford	1.25, 1.4, 1.6, 1.8, 2.0, 2.3 16v Duratec		P Belt/Chain	VSE5515	395

Make	Type	Fuel	Drive	Kit	Page
Ford	1.2 8v	P	Belt	VSE5061	379
Ford	1.25, 1.4, 1.6 16v	P	Belt	VSE4143.32	398
Ford	1.6 EcoBoost & 2.0D/2.2D Belt Drive	D P	Belt	VSE6560A	398
Ford	1.6 EcoBoost Camshaft Alignment Plate	P	Belt	VSE6562	440
Ford	1.6Ti-VCT, 1.6Ti-VCT FFV	P	Belt	VSE5041A	395
Ford	1.6, 2.0	P	Belt/Chain	VSE6160	397
Ford	Auxiliary Belt Tension Tool	D	Chain	VSE5944	396
Ford	Auxiliary Belt Tension Tool	D P	Belt/Chain	VSE6299	392
Ford	1.6, 1.8, 2.0, 2.3, 2.4, 2.5, 2.9, 2.5	P	Belt	VS4387	396
Ford	Crankshaft Front Pulley Oil Seal Fitting Tool, 2.0D, 2.2TDCi, 2.4, 3.2TDCi	D	Chain	VSE5862	396
Ford	Stretch Belt Installation Tool	P	Belt	VS790	393
Ford	Vanos Unit Socket 22mm 16-Point 1/2" Sq Drive	P	Chain	VSE6134	381
Ford	Master Timing Tool Kit	D P	Belt/Chain	VS5200MK	390
Honda					
Honda	Crankshaft Pulley Holder	D P	Belt	VSE5048	399
Honda	Crankshaft Pulley Holder	D P	Belt	VSE5048S	399
Hyundai					
Hyundai/Kia	1.1, 1.4, 1.6, 1.7 Fuel Pump Sprocket Remover	D	Chain	VSE5931	399
Hyundai/Kia	2.5D Fuel Pump Sprocket Remover	D	Chain	VSE5932	399
Hyundai/Kia	2.0D, 2.2D Fuel Pump Remover	D	Chain	VSE5933	399
Hyundai/Kia	Flywheel Holding Tool	D	Chain	VSE5935	399
Hyundai/Kia	1.6 CRDi	D	Belt	VSE5939	411
Hyundai/Kia	1.6, 1.8, 2.0, 2.4	P	Belt	VSE5768	404
Hyundai/Kia	Hybrid Drive Belt Tensioner Compression Tool	P	Belt	VSE4309	400
Jaguar					
Jaguar	Fuel Pump Locking/Removal Tool for JLR 2.0D Ingenium Engine	D	Chain	VSE3036	393
Jaguar	Timing Tool Kit for JLR 2.0/2.0D Ingenium Engine	D P	Chain	VSE3037	400
Jaguar	2.7D, 3.0D	D	Belt	VSE5000A	398
Jaguar	3.2, 3.5, 4.0, 4.2 V8	P	Chain	VSE5091	403
Jaguar	3.2, 3.5, 4.0, 4.2 V8	P	Chain	VSE5096	401
Land Rover					
Land Rover	Fuel Pump Locking/Removal Tool for JLR 2.0D Ingenium Engine	D	Chain	VSE3036	493
Land Rover	Timing Tool Kit for JLR 2.0/2.0D Ingenium Engine	D P	Chain	VSE3037	401
Land Rover	2.0D TD4/3.0D TD6	D	Chain	VSE5666	400
Land Rover	2.2D TD4	D	Chain	VSE6126	402
Land Rover	2.4D TD4	D	Chain	VSE5842	402
Land Rover	2.5D TD5	D	Chain	VSE5986	402
Land Rover	2.5D TD6	D	Chain	VS2541	438
Land Rover	300TDi EDC	D	Belt	VSE2302	401
Land Rover	3.0D SDV6/TDV6/TDVi/HDi	D	Belt	VSE5000A	398
Land Rover	3.0D SDV6/TDV6/TDVi/HDi Fuel Pump Holding Tool	D	Belt	VSE5312	401
Land Rover	Fuel Pump Remover/Sprocket Retainer	D	Chain	VSE5665	380
Land Rover	3.2, 3.5, 4.0, 4.2 V8	P	Chain	VSE5096	401
Land Rover	Viscous Fan Spanners	D P	Chain	VSE3042	500
Land Rover	Crankshaft Sensor Trigger Wheel Installer	D	Belt	VS231	402
LDV					
LDV	2.0D, 2.4D	D	Chain	VSE5841A	396
LDV	2.4D	D	Chain	VSE5842	391
LDV	Flywheel Holding Tool	D	Belt	VSE2394	427
Mazda					
Mazda	1.4D, 1.6D TDCI	D	Belt	VSE5846	386
Mazda	1.25, 1.4, 1.6, 1.8, 2.0, 2.3 16v Duratec	P	Belt/Chain	VSE5515	395
Mazda	1.25, 1.4, 1.6 16v	P	Belt	VSE4143.32	398
Mercedes Benz					
Mercedes Benz	Diesel Timing Chain Tool Kit	D	Chain	VSE4801	385
Mercedes Benz	Diesel/Petrol Timing Chain Tool Kit	D P	Chain	VSE4802	385
Mercedes Benz	1.5dCi	D	Belt	VSE4810	406
Mercedes Benz	M271 1.6, 1.8	P	Chain	VSE4816	404
Mercedes Benz	Crankshaft Pulley Holder M271 1.6, 1.8	P	Chain	VSE4819	404
Mercedes Benz	Belt Tensioner Tool	P	Chain	VSE4310	385
Mercedes Benz	Mercedes, Renault, Nissan, Dacia 1.3	P	Chain	VS5260	404
MG Rover					
MG Rover	2.0D M47R	D	Chain	VSE5666	380
Mini					
Mini	1.4, 1.6 16v N12/N14	P	Chain	VSE6131	405
Mini	1.4, 1.6 16v EP3/EP6 Balance Shaft Alignment Kit	P	Chain	VSE6156	384
Mini	Serpentine Belt Spanner Set	P	Chain	VSE6211	403

Make	Type	Fuel	Drive	Kit	Page
Mini					
Mini	Engine Support Bracket	P	Chain	VS5214	417
Mini	Timing Chain Wear Indicator Tool	P	Chain	VSE2381	403
Mini	2.0D, 3.0D N47/N57	D	Chain	VSE6121A	403
Mini	1.5, 2.0, 3.0 B38	P	Chain	VSE6122	405
Mitsubishi					
Mitsubishi	1.9D Di-D F9Q	D	Belt	VSE5871A	408
Mitsubishi	2.0D Di-D	D	Belt	VSE5951	418
Mitsubishi	1.6, 1.8, 2.0, 2.4, 3.0, 3.5	P	Belt	VSE5768	404
Nissan					
Nissan	1.5D, 1.9D, 2.2D, 2.5D dCi K9K/F9Q/G9T/G9U	D	Belt	VSE5871A	408
Nissan	1.5D dCi K9K	D	Belt	VSE1901A	418
Nissan	2.0D, 2.3D dCi M9R/M9T	D	Chain	VSE5086A	406
Nissan	1.6, 2.0 16v	P	Belt	VSE5071	407
Nissan	1.6, 2.0 16v	P	Belt	VSE5071A	407
Nissan	2.2D/2.5D Injection Pump Locking Pin	D	Chain	VSE1630	407
Porsche					
Porsche	3.0D, 4.2D	P	Belt/Chain	VSE7171	414
Renault					
Renault	1.5D, 1.9D, 2.2D, 2.5D dCi K9K/F9Q/G9T/G9U	D	Belt	VSE5871A	408
Renault	1.5D dCi K9K	D	Belt	VSE1901A	418
Renault	1.9D, 2.5D, 2.8D	D P	Belt	VSE1903	406
Renault	2.0D, 2.3D dCi - M9R/M9T	D	Chain	VSE5086A	406
Renault	2.5D/DT, 2.8D dTi/dCi	D	Belt	VSE5976	387
Renault	Flywheel Holding Tool	D P	Belt	VSE2395	427
Renault	Flywheel/ Pulley Holding Tool	D P	Belt	VSE5032	424
Renault	1.4, 1.6, 1.8, 2.0 16v	P	Belt	VSE5071	407
Renault	1.4, 1.6, 1.8, 2.0 16v	P	Belt	VSE5071A	407
Renault	1.5D dCi	D	Belt	VSE4810	418
Renault	Injection Pump Locking Pin 2.2D/2.5D	D	Chain	VSE1630	407
Saab					
Saab	1.9D TiD/TTiD	D	Belt	VSE5886A	408
Saab	1.8i	P	Belt	VSE5005	410
Saab	1.8i	P	Belt	VS1700	409
Subaru					
Subaru	Camshaft Locking Tool 2.0, 2.5	P	Belt	VSE5055	419
Suzuki					
Suzuki	1.3D DDiS	D	Chain	VSE5881A	411
Suzuki	1.5D DDiS K9K	D	Belt	VSE1901A	418
Suzuki	1.5D DDiS K9K, 1.9D DDiS F9Q	D	Belt	VSE5871A	408
Suzuki	1.0, 1.2	P	Chain	VSE243	410
Vauxhall/Opel					
Vauxhall	1.3D CDTi	D	Chain	VSE5881A	411
Vauxhall	1.3D CDTi	D	Chain	VSE6191	377
Vauxhall	1.6 CDTi	D	Chain	VSE5020	412
Vauxhall	1.9D, 2.0D CDTi/ecoFLEX	D	Belt	VSE5886A	408
Vauxhall	1.9D, 2.0D, 2.5D Dti/CDTi	D	Belt	VSE5871A	408
Vauxhall	1.9D, 2.5D, 2.8D	D	Belt	VSE1903	406
Vauxhall	2.0CDTi	D	Belt	VSE5740	412
Vauxhall	2.0CDTi Chain in Cylinder Head Kit	D	Chain	VSE5741	412
Vauxhall	Diesel Engine Timing Tool Kit GM 1.3 CDTi	D	Chain	VSE5001	412
Vauxhall	2.0D	D	Belt	VSE5009	411
Vauxhall	Engine Timing Check Kit 1.2 GDI PureTech for PSA	D	Belt	VS5255	388
Vauxhall	2.0D, 2.3D dCi M9R/M9T	D	Chain	VSE5086A	406
Vauxhall	2.5D/DT, 2.8D dCi	D	Belt	VSE5976	378
Vauxhall	Fuel Pump Remover/Sprocket Retainer	D	Chain	VSE5664	380
Vauxhall	1.0, 1.2, 1.4/ecoFLEX	P	Chain	VSE243	410
Vauxhall	1.0, 1.2, 1.4/ecoFLEX	P	Chain	VSE5067	410
Vauxhall	1.0, 1.2, 1.4/ecoFLEX/Turbo	P	Chain	VSE5007	410
Vauxhall	1.0, 1.2, 1.4, 1.6	P	Chain	VS5235	409
Vauxhall	1.4, 1.6, 1.8 16v ecoTEC	P	Belt	VSE5005	410
Vauxhall	1.4-2.2 16v	P	Belt	VS4620	411
Vauxhall	1.4, 1.6, 1.8, 2.0, 2.2 16v ecoTEC	P	Belt	VS1700	409
Vauxhall	1.6, 1.6, 1.8 16V	P	Belt	VSE131	378
Vauxhall	1.6, 1.8 16v Twinport	P	Belt	VSE5006	409
Vauxhall	2.0 16v	P	Belt	VSE5071	407

Make	Type	Fuel	Drive	Kit	Page
Vauxhall	2.0 16v	P	Belt	VSE5071A	407
Vauxhall	Crankshaft Holding Wrench 1.6D	D	Chain	VS5254	408
VAG					
VAG	1.2D, 1.4D, 1.9D TDi PD	D	Belt	VSE5951	413
VAG	1.2D, 1.4D, 1.6D, 1.9D, 2.0D	D	Belt	VSE2092	415
VAG	1.4D, 1.6D, 2.0D	D	Belt	VSE2090	415
VAG	1.4D, 1.6D, 2.0D	D	Belt	VS5170	413
VAG	1.4D, 1.6D, 2.0D	D	Belt	VSE6281	415
VAG	1.2D, 1.6D, 2.0D, 2.7D, 3.0D, 4.0D, 4.2D	D	Belt/Chain	VSE7171	414
VAG	1.2D, 1.6D, 2.0D TDi CR/1.4D, 1.9D, 2.0D TDi PD	D	Belt	VSE2356	415
VAG	1.2D, 1.6D, 2.0D TDi CR/1.4D, 1.9D, 2.0D TDi CR	D	Belt	VSE2358	416
VAG	1.7D, 1.9D/DT/SDi/TDi	D	Belt	VSE5851	416
VAG	2.0D Oil Pump Balance Shaft Locking Set	D	Belt	VSE5953	418
VAG	2.4D, 2.5D SDi/TDi/TDi CR	D	Belt	VSE5559	413
VAG	2.5D V6	D	Belt	VSE2351	415
VAG	2.5D TDi PD	D	Gear	VSE6146	417
VAG	2.7D, 3.0D TDi V6 + 4.0D, 4.2D TDi V8	D	Chain	VSE6181	417
VAG	2.7D, 3.0D TDi Fuel Pump Drive Belt Kit	D	Chain	VSE3142	416
VAG	Combination Kit	D	P Belt/Chain	VSE5044	414
VAG	1.0	P	Belt	VS5140	422
VAG	1.2, 1.2, 1.4 TSi	P	Belt	VSE5760	420
VAG	1.2 6v/12v	P	Chain	VSE5921	421
VAG	1.2, 1.4 TSi	P	Chain	VS5145	422
VAG	1.2, 1.4 TFSi + 1.4, 1.6 FSi	P	Chain	VSE5956A	421
VAG	1.2, 1.4 TFSi + 1.4, 1.6 FSi	P	Chain	VSE5988	422
VAG	1.2, 1.4 TFSi + 1.4, 1.6 FSi	P	Chain	VSE5950	422
VAG	1.2, 1.4 TFSi, 1.4 FSi	P	Belt	VSE2357A	422
VAG	1.2, 1.4 TSi	P	Chain	VSE7140	423
VAG	1.4 TFSi, FSi	P	Belt	VSE5047	423
VAG	Crankshaft Pulley Holder 1.0, 1.2, 1.4 TSi	P	Belt	VSE6255	425
VAG	1.4, 1.6 16v Crankshaft Pulley Holding Tool	P	Belt	VSE23581	425
VAG	1.6, 1.8, 1.8T, 2.0 + 1.8/1.8T Chain in Head	P	Belt	VSE5851	418
VAG	1.8/1.8T, 2.0 FSi/TFSi/TSi, 2.0S/R	P	Belt	VSE6171	419
VAG	1.8/1.8T Chain in Head Service Kit	P	Belt	VSE5909	423
VAG	1.8, 2.0 TSi-TFSi	P	Chain	VSE4242	421
VAG	1.8, 2.0 TSi-TFSi Vibration Damper Holding Tool	P	Chain	VSE4251	423
VAG	1.8, 2.0 TSi-TFSi	P	Chain	VSE6236	420
VAG	1.8, 2.0 TSi-TFSi Crankshaft Pulley Wrench	P	Chain	VSE6237	425
VAG	2.8, 3.2	P	Chain	VS5138	419
VAG	3.7, 4.2 V8	P	Belt	VSE5938	419
VAG	4.2 V8	P	Chain	VSE7407	418
VAG	Service Position Front End Support Guide Set	D	P Belt/Chain	VSE5852	425
VAG	Pulley Holding/Turning Set	D	P Belt/Chain	VS754	419
VAG	Water Pump Removal Kit	D	Gear	VSE6000	417
VAG	Camshaft Sprocket Hub Remover/Installer Set	D	Belt	VSE5952	417
VAG	Turbo Adjustment Set	D	Chain	VS2032	424
VAG	Crankshaft Sensor 4mm Ball Hex Key	D	P Belt/Chain	VS0584	424
VAG	Camshaft Control Valve Removal Set	P	Chain	VSE2359	421
VAG	Master Timing Tool Set	D	P Belt/Chain	VS5100MK	424
Volvo					
Volvo	1.6D	D	Belt	VSE5846	397
Volvo	2.0D	D	Belt	VSE6126	402
Volvo	1.6, 1.8, 2.0	P	Belt/Chain	VSE5515	426
Volvo	1.6 16v	P	Belt	VSE4143.32	398
Volvo	2.5	P	Belt	VS4387	396
Volvo	Crankshaft Holding Tool	D	P Belt	VSE6140	425
Universal					
Universal	Diesel Fuel Injection Pump Timing Tool Kit	D	Belt	VSE2242	427
Universal	Ratchet Action Auxiliary Belt Tension Tool Kit	D	P Belt/Chain	VS784	428
Universal	Auxiliary Stretch Belt Removal/Installation Tool	D	P Belt/Chain	VS787	428
Universal	Auxiliary Stretch Belt Removal/Installation Tool	D	P Belt/Chain	VS788	428
Universal	Belt Tension Tester - Universal	D	P Belt	VSE110	428
Universal	Belt Tension Tester - Universal	D	P Belt	VSE120	428
Universal	Belt Tensioner Wrench Set 9pc	D	P Belt	VS789	428
Universal	Universal Twin Camshaft Locking Tool	D	P Belt	VSE888	426
Universal	Universal Pulley & Fan Clutch Holder Set	D	P Belt/Chain	VS783	426
Universal	Flywheel Locking Tool	D	P Belt	VSE2394	427

Make	Type	Fuel	Drive	Kit	Page
Universal	Flywheel Locking Tool	D P	Belt	VSE2395	427
Universal	Crankshaft Pulley Removal Tool Set 14pc	D P	Belt/Chain	PS997	420
Universal	550mm Impact Bar 1/2" Sq Drive	D P	Belt/Chain	VS786	427
Universal	Universal Pulley Holder	D P	Belt/Chain	VS4844	426
Universal	Flywheel Turning Wrench	D P	Belt/Chain	VS175	420

Use our online Timing Tool Kit Finder to search for kits that are relevant to your vehicle.
www.sealey.co.uk/timing-tools

Technical Hotline

If you can't find the details, or the answer you require from the Timing Tool Kit Finder, it's not a problem. Sealey have a fully trained technical sales team to provide additional assistance when required.

Tel: 01284 757505 Email: technical@sealey.co.uk

Timing Tool Kit Finder

The Timing Tool Kit Finder lists all vehicle applications, date ranges and engine codes. Simply select the make and model of your vehicle from the drop down menus and click on the picture of the Timing Tool Kit for more information.


Vehicle REG: **ENTER REG**

UK EIRE

Make: Engine Code:

Model: Engine Size:

Year From:



A



Belt

**ALFA ROMEO
FIAT
LANCIA**



A VSE5961

**Timing Tool Kit - Alfa Romeo, Fiat, Lancia
1.6D/1.9D/2.0D/2.4D - Belt Drive**

Suitable for setting and locking Alfa Romeo, Fiat and Lancia complete range of 1.6D, 1.9D, 2.0D JTD and Multijet engines as well as 2.4D 10v and 20v JTD. Kit contains flywheel holding tool to remove/install crankshaft pulley, crankshaft locking tool and camshaft setting tools. Supplied in storage case with instructions and warning tag.

OEM Tools: 2.000.003.000, 1.860.898.000, 1.870.815.000, 1.870.836.000, 1.870.896.900, 1.820.630.000, 1.860.905.000, 1.860.905.010

Applications:

Alfa Romeo: 145 (98-01), 146 (98-01), 147 (01-10), 156 (97-08), 159 (05-12), 166 (98-08), Brera (05-11), Crosswagon (04-08), Giulietta (10-15), GT (04-10), MiTo (08-16), Spider (06-11)

Fiat: Brava/Bravo (98-02), Bravo (07-15), Croma (05-11), Doblo/Cargo/Workup (02-16), Grande Punto (05-10), Idea (04-12), Linea (07-11), Marea/Weekend (99-03), Multipla (99-11), Palio Weekend (02-06), Punto (99-06), Punto Evo (09-12), Sedici (06-13), Stilo (01-08), Strada Pick-Up (03-06)

Lancia: Delta (08-15), Kappa (98-02), Lybra (99-07), Musa (04-12), Thesis (02-07)

Engine Codes:

1.6D: 198A2.000, 198A3.000, 198A6.000, 263A3.000, 263A4.000, 263A5.000, 350A2.000, 350A3.000, 940A3.000, 955A3.000, 955A4.000

1.9D 8v: 371.01, 323.02, 182.A7000, 182B4.000, 182B9.000, 186A6.000, 186A8.000, 186A9.000, 188A2.000, 188A7.000, 188B2.000, 192A1.000, 192A3.000, 192A8.000, 192A9.000, 192B5.000, 192B4.000, 199A5.000, 223.A6000, 223A7.000, 223B1.000, 937A2.000, 937A3.000, 939A1.000, 939A7.000, D19AA

1.9D 16v: 182.A7000, 186A9.000, 192A5.000, 192B1.000, 192B5.000, 199A5.000, 223.A6000, 223A7.000, 223B1.000, 937A3.000, 937A4.000, 937A5.000, 937A6.000, 939A1.000, 939A2.000, 939A7.000, 939A8.000

2.0D: 198A5.000, 250A1.000, 263A1.000, 844A2.000, 939B3.000, 939B4.000, 940A4.000, 940A5.000, D20AA

2.4D: 325.01, 342.02, 362.02, 185A6.000, 838A8.000, 841C.000, 841G.000, 841H.000, 841M.000, 841N.000, 939A3.000, 839A5.000, 839A6.000, 939A9.000

C



Belt

Chain



**FIAT
IVECO
CITROEN
PEUGEOT**

B



Belt

Chain

**FIAT
FORD
IVECO
CITROEN
PEUGEOT**



B VSE5036

**Timing Tool Kit - Fiat, Ford, Iveco, PSA
2.2D/2.3D/3.0D - Belt/Chain Drive**

Used for timing 2.2/2.3/3.0D belt and chain diesel drive engines, including the later chain in head versions, usually found in light commercial vehicles. Features a water sensor installation socket, crankshaft turning tool, timing cover centring plate, oil pump setting plate as well as camshaft and crankshaft locking tools. These engines are also found in the Ford Transit. Supplied in storage case.

OEM Tools:

Fiat/Iveco: 1.860.617.000/99360608, 2.000.016.500/99360614, 2.000.018.200/99360615

Citroen/Peugeot: 0191/2A, 0191/2B, 0198A, 0198B2, 0198D, 0198G

Ford: 303-698, 303-705/21-256

Applications:

Citroen: Relay/Jumper III (06-12)

Fiat: Ducato (02-13)

Iveco: Daily (03-10), Daily/EcoDaily (09-11)

Peugeot: Boxer III (06-12)

Engine Codes:

Citroen/Peugeot: 4HM, 4HV

2.2D HDi: 4HM, 4HV

Fiat: 4HV

2.2D Multijet 100: F1AE0481C

2.3D JTD: F1AE0481D, F1AE0481N, F1AE3481E

2.3D Multijet: F1AE0481D, F1AE0481N, F1AE3481E

3.0D Multijet: F1CE0481D, F1CE3481E, FCE13481M, F1CE3481N

Iveco:

2.3D: F1AE0481A, F1AE0481B, F1AE0481F, F1AE0481FA, F1AE0481G, F1AE0481GA, F1AE0481H, F1AE0481HA, F1AE0481R, F1AE0481RA, F1AE0481UA, F1AE0481VA

3.0D: F1CE0481A, F1CE0481B, F1CE0481F, F1CE0481H

C VSE5037

**Timing Tool Kit - Fiat, Iveco, Citroen, Peugeot - 2.3D/3.0D
Belt/Chain Drive**

Suitable for setting and locking Fiat 2.3D JTD diesel engine (belt driven), Fiat 3.0D JTD diesel engine (chain driven) and Citroen/Peugeot 3.0D Hdi diesel engine (chain driven). Set comprises camshaft setting pins, crankshaft locking pin and sensor locking pin.

OEM Tools: 99360614/(-).0191/2.B, 99360615/2.000.018.200/(-).191/2.A, 99360608/1.860.617.000

Applications:

Citroen: Relay/Jumper III (06-14)

Fiat: Ducato (02-11)

Iveco: Daily (03-10), Daily/EcoDaily (09-11)

Peugeot: Boxer III (06-14)

Engine Codes:

2.3D: F1AE0418A, F1AE0481B, F1AE0481C, F1AE0481D, F1AE0481F, F1AE0481FA, F1AE0481G, F1AE0481H, F1AE0481HA, F1AE0481N, F1AE0481R, F1AE0481UA, F1AE0481VA

3.0D: F1CE01481D, F1CE0441F, F1CE0481A, F1CE0481B, F1CE0481F, F1CE0481FA, F1CE0481H, F1CE3418M, F1CE3481CC, F1CE3481LC

3.0HDI: F30DTE; (F1CE0481D), (F1CE3481DM), (F1CE3481N)

A



Chain

**ALFA ROMEO
FIAT
FORD
PSA
SUZUKI
VAUX/OPEL**



A VSE5881A

Timing Tool Kit - Alfa Romeo, Fiat, Ford, GM, Lancia, Suzuki 1.3D JTD(M)/TDCi/DDiS/CDTi - Chain Drive

Suitable for timing the camshaft and crankshaft, on chain drive 1.3 diesel engines. Set also includes a tensioner locking pin. Supplied in storage case.

OEM Tools:	
Alfa Romeo/Fiat/Lancia:	1.871.00.900
Citroen:	104-A, 0198-J
Ford:	303-1472
Peugeot:	104-A, 0198-J
Suzuki:	09912-38300, 09916-98610, 09917-68610
Vauxhall/Opel:	EN-46781, EN-46785, KM-955

Applications:	
Alfa Romeo:	MiTo (08-16)
Citroen:	Nemo (10-16)
Fiat:	500 (07-16), Doblo/Cargo (04-10), Fiorino (08-16), Grande Punto (05-11), Idea (04-12), Linea (07-11), Panda (03-16), Punto (03-11), Punto Evo (09-14), Qubo (08-16)
Ford:	Ka (09-15)
Lancia:	Musa (04-13), Ypsilon (03-15)
Peugeot:	Bipper (10-16)
Suzuki:	Ignis (03-09), Splash (08-11), Swift (06-14), Wagon R+ (03-08)
Vauxhall/Opel:	Agila (03-08), Agila-B (08-10), Astra-H (04-11), Astra-J (09-15), Combo-C (03-12), Corsa-C (03-12), Corsa-D (06-14), Meriva-A (04-10), Meriva-B (10-15), Tigra-B (04-10)

Engine Codes:	
Alfa Romeo JTD Multijet:	199A3.000, 199B1.000
Citroen:	F13DTE5 (FHZ)
Fiat JTD Multijet:	169A1.000, 188A8.000, 188A9.000, 199A2.000, 199A3.000, 199A9.000, 199B1.000, 199B2.000, 223A9.000
Ford TDCi:	169A1.000(FD4)
Lancia JTD Multijet:	188A9.000, 199A3.000, 199B1.000
Peugeot:	(FHZ)F13DTE5
Suzuki DDiS:	D13A, Z13DT, Z13DTJ, Z13DTJ Eco
Vauxhall/Opel CDTi:	A13DTC, A13DTE, A13DTR, D13A, LDV/A13DTC, LSF/A13DTE, Y13DT, Y13DTH, Z13DT, Z13DTi, Z13DTH, Z13DTJ, Z13DTR

C

MM



C AK9634M

Metric Dial Gauge Indicator

Compact design and precision mechanism, ideal for automotive applications and general purpose workshop use. Ø41mm Dial and rotating bezel.

Deflection/Travel:	8mm
Graduation:	0.01mm
Shank Size:	Ø8mm

B



Chain

**ALFA ROMEO
FIAT
FORD
PSA
SUZUKI
VAUX/OPEL**



B VSE6191

Timing Tool Kit - Alfa Romeo, Ford, PSA, Suzuki, GM 1.3D 16v Chain Drive

Suitable for a range of 1.3 16v common rail diesel engines used by a number of vehicle manufacturers. The chain drive connects the crankshaft to the exhaust camshaft which in turn is connected by gears to the inlet camshaft. This overhaul kit is designed to minimize the level of disassembly, so the cylinder head/camshafts can be removed without removing the front timing cover, sprockets and timing chain.

OEM Tools:	
Alfa Romeo/Fiat/Lancia:	1.871.00.900, 1.871.000.200, 1.871.008.600, 1.870.900.400
Citroen:	104-A
Ford:	303-1472, 303-1475, 303-1469
Peugeot:	198-J
Suzuki:	09917-68610, 09916-98610, 09912-38300, 09912-46310, 09917-68221
Vauxhall/Opel:	EN-46781, EN-46785, KM-662-C, KM-955

Applications:	
Alfa Romeo:	MiTo (08-16)
Citroen:	Nemo (10-16)
Fiat:	500 (07-16), Panda (03-13), Punto (03-16), Punto Evo (09-12), Grande Punto (05-11), Linea (07-11), Qubo (08-15), Idea (04-12), Doblo/Doblo Cargo (04-14), Strada Pick-up (06-16), Fiorino (08-16)
Ford:	Ka (09-15)
Lancia:	Ypsilon (03-15), Musa (04-11)
Peugeot:	Bipper (10-16)
Suzuki:	Swift (04-14), Ignis (03-09), Wagon R+ (03-08), Splash (08-11)
Vauxhall/Opel:	Agila (03-08), Agila-B (08-10), Corsa-C (03-07), Corsa-D (06-14), Astra-H (04-11), Astra-J (09-12), Tigra-B (04-10), Combo-C (03-12), Meriva-A (04-10), Meriva-B (10-15)


Engine Codes:	
1.3D 16v:	199A3.000, 199B1.000, FHZ(F13DTE5), 169A1.000, 188A8.000, 169A5.000, 199A9.000, 188A9.000, 199B2.000, 199A2.000, 223A9.000, 199A3.000, 263A2.000, 169A1.000(FD4), 843A2.000, (FHZ)F13DTE5, D13A, Z13DT, Z13DTJ, A13DTC, A13DTE, A13DTR, Z13DTH, Z13DTR, Z13DTi

D



Chain

**ALFA ROMEO
FIAT**



D VSE2515

M14 x 1.25mm TDC Position Tool - Alfa Romeo, Fiat

Used in conjunction with Model No. AK9634M dial gauge (not included) and enables accurate interpretation of piston position relative to TDC.

OEM Tools:	1.825.013.000, 1.860.895.000
Applications:	
Alfa Romeo:	1.4, 1.6, 1.8, 2.0 16v Twin Spark, 2.0JTS
Fiat:	1.6, 1.8 16v, 2.0, 2.4 20v

A



Belt

ALFA ROMEO
CHEVROLET
FIAT
VAUX/OPEL
SAAB

**A VSE5006****Timing Tool Kit - Alfa Romeo, Fiat, GM, Saab, Chevrolet 1.4/1.6/1.8 Twinport - Belt Drive**

Comprises camshaft setting tools and belt tensioner locking pins. Suitable for timing applications on all 1.4, 1.6 and 1.8 Twinport petrol engines with belt drive.

OEM Tools: 2.000.012.000, 2.000.012.100, 2.000.012.800
Alfa Romeo/Fiat: 2.000.012.000, 2.000.012.100, 2.000.012.800
GM: KM-911, KM-6625/EN-6625, KM-6340/EN-6340, KM-6349/KM-6130/EN-6349, KM-6333/EN-6333, KM-6628-A

Applications:
Alfa Romeo: 159 (05-10)
Chevrolet: Aveo (08-14), Cruze (09-15), Orlando (11-15)
Fiat: Croma (06-11), Stilo (05-08)
Saab: 9-5 (10-12)
Vauxhall/Opel: Astra-G (03-10), Astra-H (04-13), Astra-J (09-15), Corsa-D (07-14), Insignia (08-13), Meriva-A (06-10), Mokka (12-15), Signum (06-08), Vectra-C (06-08), Zafira-B (05-14), Zafira-C Tourer (11-15)

Engine Codes:
1.4 16v: G14D
1.6: A16LEL, A16LER, A16LET, A16XER, LDE/A16LER, LDE/A16XER, LLU/A16LET, Z16LEL, Z16LER, Z16LET, Z16XE1, Z16XEP, Z16XER
1.6 ecoFLEX CNG: A16XNT, LGE/A16XNT, Z16XNT
1.8: 2HO/A18XEL, 2HO/A18XER, A18XER, Z18XER, 939A4.000

C



Belt

ALFA ROMEO
FIAT

**C VSE5885****Variator Socket - Variable Camshaft Timing Unit - Belt Drive**

Specialised socket for the removal and installation of the variable camshaft timing variator unit fitted on Alfa Romeo and Fiat twin cam petrol engines.



Use our online Timing Tool Kit Finder to search for kits, www.sealey.co.uk

B



Belt



FIAT
CITROEN
IVECO
PEUGEOT
RENAULT
VAUX/OPEL

B VSE5976**Timing Tool Kit - Fiat, Iveco, PSA, Renault, GM 2.5D/2.8D - Belt Drive**

Includes locking pins for 2.5D and 2.8D diesel and later 2.8DTi/JTD/HDi variants of this popular van engine. Also includes a tensioner retaining tool which retains the tension plunger in a retracted position during the belt change.

OEM Tools: 1.860.617.000/99360608-A60617/Mot910/KM-966, 1.860.638.000, Mot1054/KM-6031

Applications:
Citroen: Relay/Jumper (01-02), Relay/Jumper II (02-06)
Fiat: Croma (86-97), Ducato (86-06), Talento (87-94)
Iveco: Daily (91-06), Turbo Daily (91-00)
Peugeot: Boxer (00-02), Boxer II (02-06)
Renault: Mascot (99-07), Master (89-98), Master II (98-01), Trafic (80-00)
Vauxhall/Opel: Arena (97-01), Movano-A (98-03)


Engine Codes:
2.5D/DT: 8140.07, 8140.27, 8140.47, 8140.97, 8144.21, 8144.61, 8144.67, 8144.91, 8144.97, 8140.27S, 8140.47R, 8140.67F.37, 8144.97Y, S8U 720, S8U 722, S8U 730, S8U 731, S8U 742, S8U 748, S8U 750, S8U 752, S8U 758, S8U 770, S8U 772, S8U 780, S8U 782, S9U 700, S9U 702, S9U 704, S9U 714, S9U 740
2.8D/TDi/HDi/dCi: 8140.43S, 8140.43, 8140.63, 8140.23.37, 8140.23.38, 8140.43.37, 8140.43B, 8140.43C, 8140.43N, 8140.43R, 8140.43S, S9W 206, S9W 208, S9W 212, S9W 700, S9W 702

D



Belt

VAUX/OPEL
ALFA ROMEO
CHEVROLET
FIAT
SAAB

**D VSE131****Timing Tool Kit - Alfa Romeo, Fiat, Saab, Chevrolet, GM 1.4/1.6/1.8 16v - Belt Drive**

Comprises camshaft setting tool and belt tensioner locking pin. Suitable for engine timing applications on all 1.4, 1.6 and 1.8 Twinport engines with belt drive.

OEM Tools: 2000012100
Alfa Romeo/Fiat: 2000012100
Chevrolet: EN-6340, EN-6333
Saab: EN-6340, EN-6333
Vauxhall/Opel: KM-6340/EN-6340, KM-6333/EN-6333

Applications:
Alfa Romeo: 159 (05-10)
Chevrolet: Aveo (08-11), Cruze (09-12), Orlando (11-15), Trax (13-15)
Fiat: Croma (06-11), Stilo (05-08)
Saab: 9-5 (10-12)
Vauxhall/Opel: Astra-G (03-11), Astra-G Classic II (03-10), Astra-H (04-12), Astra-H Classic III (10-13), Astra-J (09-15), Corsa-D (07-14), Insignia (08-15), Meriva-A (06-10), Mokka (12-15), Signum (06-08), Vectra-C (06-08), Zafira-B (05-12)

Engine Codes:
1.4 16v: G14D
1.6 16v: 192B3.000, A16LEL, A16LER, A16LET, A16XER, LDE, LDE/A16XER, LDV, LLU/A16LET, LXV(F16D4), Z16LEL, Z16LER, Z16LET, Z16XE1, Z16XEP, Z16XER
1.6 16v ecoFLEX: A16XER, Z16XER
1.6 16v ecoFLEX CNG: A16XNT, Z16XNT
1.8 16v: 2HO/A18XER, 2HO/Z18XER, 939A4.000, A18XER, Z18XER
1.8 MPI: 939A4.000

A



Belt

**ALFA ROMEO
FIAT
FORD
LANCIA**



A VSE5061

Timing Tool Kit - Alfa Romeo, Fiat, Ford, Lancia 1.2/1.4 8v Belt Drive

Consists of camshaft setting plate, crankshaft locking tool and belt tensioner adjuster for the 1.2 engine. Additional sprocket locking tool and alignment fixture for the camshaft sensor on the 1.4 VVT engine.

OEM Tools:	
Fiat:	1.860.987.000, 2.000.004.200, 2.000.004.300, 2.000.004.400, 2.000.004.500
Ford:	303-1477, 303-1478, 303-1479, 303-1480

Applications:	
Alfa Romeo:	MiTo (10-15)
Fiat:	500 (07-15), 500C (07-15), Doblo/Cargo (05-10), Fiorino (09-15), Grande Punto (07-12), Idea (05-12), Linea (07-11), Panda/Panda Classic (09-13), Panda EVO2 (05-12), Punto EVO (09-12), Punto (12-15), Qubo (09-15), Seicento/600 (00-11)
Ford:	Ka (09-15)
Lancia:	Musa (05-13), Ypsilon (06-15)

Engine Codes:	
Fiat:	1.18v; 187A1.000, 1.2/1.2 Dualogic; 169A4.000, 188A4.000 (EVO2 only), 199A4.000, 1.4/1.4 Bi-Fuel LPG/1.4 Natural Power CNG; 199A7.000, 350A1.000
Ford:	1.2 Duratec; 169A4.000 (FP4)
Lancia:	1.2 8v; 188A4.000, 1.4/1.4 Bi-Fuel LPG; 350A1.000

B



Belt

**ALFA ROMEO
FIAT
LANCIA**



B VSE2511A

Timing Tool Kit - Alfa Romeo, Fiat, Lancia 1.2/1.4 16v/1.4 T-Jet Belt Drive

Contains the timing tools required to cover the belt replacement procedure for both the early and later variants of these engines. The kit includes piston positioning, camshaft and crankshaft locking tools, plus tensioner adjuster and VVT sprocket locking tool.

OEM Tools:	
	1.860.985.000, 1.860.987.000, 1.860.992.000, 2.000.004.500, 2.000.015.800

Applications:	
Alfa Romeo:	Giulietta (10-14), MiTo (08-17)
Fiat:	500 (07-19), 500L (12-22), 500C (07-19), 500 Abarth (08-17), Bravo (07-14), Brava/Bravo (98-02), Doblo/Doblo Cargo (10-19), Egea (15-22), Grande Punto (07-10), Grande Punto Abarth (07-10), Idea (04-12), Linea (07-10), Marea/Weekend (98-00), Palio Weekend (01-06), Panda (07-11), Punto (97-08), Stilo (01-08), Tipo (15-20)
Lancia:	Delta (08-12), Musa (04-13), Ypsilon (96-11)

Engine Codes:	
1.2 16v:	176B9.000, 182B2.000, 188A5.000
1.4 16v / T-Jet:	169A3.000, 192B2.000, 198A1.000, 198A4.000, 199A6.000, 198A8.000, 312A1.000, 312A3.000, 843A1.000, 955A1.000

C



Belt

**ALFA ROMEO
FIAT
LANCIA**



C VSE6161

Timing Tool Kit - Alfa Romeo, Fiat 1.4 MultiAir - Belt Drive

Suitable for Alfa Romeo, Fiat 1.4 MultiAir - belt drive engines. The MultiAir engine replaces the inlet camshaft with an electro/hydraulic system operating the inlet valves. Kit includes a camshaft setting plate, crankshaft locking tool, tensioner adjuster, warning tag and full instructions.

OEM Tools:	2000034400, 2000004500
-------------------	------------------------

Applications:	
Alfa Romeo:	Giulietta (10-19), MiTo (09-18)
Fiat:	Bravo (10-15), Punto (12-14), Punto Evo (09-12)
Lancia:	Delta (10-13)

Engine Codes:	
1.4 MultiAir:	198A7.000, 940A2.000, 955A2.000, 955A6.000, 955A7.000, 955A8.000

Associated Tool:	VS783 - Universal Pulley & Fan Clutch Holder Set (see page 426)
-------------------------	--

D



Belt

**FIAT
LANCIA**



D VSE2513

Timing Tool Kit - Fiat, Lancia 1.6 16v - Belt Drive

Contains inlet and exhaust camshaft setting plates and a timing belt tensioner adjuster. TDC Position on these twin cam engines is established using Model No. VSE2515 TDC Positioning Tool and Model No. AK9634M Dial Gauge.

OEM Tools:	1.860.874.000, 1.860.876.000
-------------------	------------------------------

Applications:	
Fiat:	Brava/Bravo (95-02), Doblo/Cargo (02-10), Marea/Weekend (96-03), Multipla (99-11), Palio Weekend (97-06), Siena (97-03), Stilo (01-08)
Lancia:	Delta (96-99), Lybra (99-06)

Engine Codes:	
1.6 16v:	178B3.000, 182A4.000, 182A6.000, 182B6.000

Associated Tools:	VSE2515 - TDC Position Tool - Alfa Romeo, Fiat (see page 377), AK9634M - Dial Gauge (see page 377)
--------------------------	--



A
Chain
BMW

A VSE6121.05
Crankshaft Holding Tool - BMW N47/N57 2.0/3.0 - Chain Drive

Crankshaft holding tool for BMW N47/N57 diesel engines. Essential for securing the crankshaft when replacing the timing chain.



C
Chain

BMW
LAND ROVER
MG/ROVER
VAUX/OPEL

C VSE5666
Timing Tool Kit - BMW M47/M57, Land Rover TD4/TD6, MG 2.0D, GM 2.5D - Chain Drive

Camshaft setting and flywheel locking tools to cover BMW M47/TU/T2 and M57/TU/T2 diesel engines used in BMW, Land Rover, MG/Rover and Vauxhall/Opel models. Supplied in storage case.

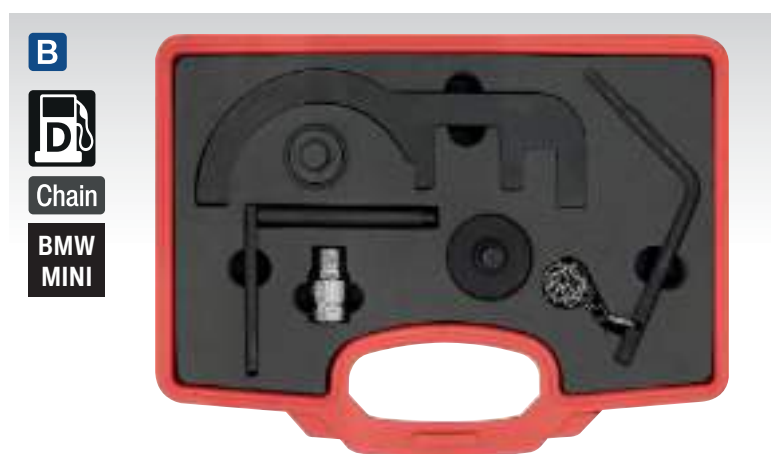
OEM Tools: 11.2.300/12-108, 12-171/KM-813, 11.3.340/12-172/KM-823, 11.5.180, 11.6.080, 11.6.321/12-173/KM-6267, 11.6.322/12-174/KM-6267

Applications:

- BMW 1 Series:** 118d E87 (04-07), 120d E87 (04-07)
- BMW 3 Series:** 318d/td Compact E46 (01-05), 318d/td E90/91 (05-08), 320d/td Compact E46 (98-05), 320d/cd E90/91 (05-08), 325d E90/91/92/93 (02-10), 330d/cd E46/90/91/92/93 (99-07), 335d E90/91/92 (06-11)
- BMW 5 Series:** 520d E39/60/61 (00-09), 525d/xd E39/60/61 (00-10), 530d/xd E46/60/61 (98-10), 535d E60/61 (04-10)
- BMW 6 Series:** 635d E63/64 (07-11)
- BMW 7 Series:** 730d/ld E38/65/66 (98-08)
- BMW X Series:** X3 2.0d E83 (04-07), X3 3.0d/sd E83 (03-10), X5 3.0d E53/E70 (00-10), X6 3.0d E71/72 (08-10), X6 3.5d E71/72 (08-10)
- Land Rover:** Freelander TD4 (00-06), Range Rover TD6 (02-06)
- MG/Rover:** MG-ZT/T (01-05), Rover 75 CDT/CDTi (99-05)
- Vauxhall/Opel:** Omega-B (01-03)

Engine Codes:

- BMW:**
- 2.0D:** M47, M47T2, M47TU
- 2.5D:** M57, M57T2, M57TU
- 3.0D:** M57, M57T2, M57TU
- Land Rover:**
- 2.0D:** 204D3 (TD4)
- 3.0D:** 306D1 (TD6)
- MG/Rover:**
- 2.0D:** M47R
- 2.0D CDT:** M47R
- Vauxhall/Opel:**
- 2.5D:** Y25DT



B
Chain
BMW
MINI

B VSE6121A
Timing Tool Kit - BMW & BMW Mini - 1.5D/1.6D/2.0D/3.0D Chain Drive

Essential tools for timing the BMW, BMW Mini 1.5D, 1.6D, 2.0D and 3.0D chain drive diesel engines. Kit includes camshaft setting plate, flywheel locking pin, crankshaft turning tool, and is suitable for the new generation of modular engines. Kit also includes HP pump sprocket retaining tool required during pump removal/replacement applications on N47/N57 engines. Supplied in storage case with instructions and warning tag.

OEM Tools: 11.5.320, 11.6.480, 11.8.760, 11.8.740, 288-380

Applications:

- BMW:** 114d (15-19), 116d (11-19), 118d (07-14), 120d (07-14), 123d (07-14), 125d (12-14), 214d Active Tourer (14-19), 214d Grand Active Tourer (15-19), 216d (14-22), 216D Gran Coupe (20-22), 216D Gran Tourer (18-22), 218d (11-16), 220d (14-20), 225d (11-14), 316d (09-12), 318d (07-12), 320d (10-13), 325d (10-14), 330d (08-19), 330d Gran Turismo (13-20), 330xd (08-12), 335d (13-19), 425d (13-16), 425d (14-16), 435d Cabriolet (14-19), 435d Gran Coupe (14-20), 520d (07-13), 525d (10-12), 530d (10-15), 530d GT (09-19), 535d (10-17), 535d GT (10-12), 640d (11-18), 640d Gran Turismo (12-18), 730i (08-15), 730Ld (08-12), 740d (09-12), 750d (12-15), X1 (15-22), X2 (18-22), X3 (11-17), X4 (14-19), X5 (10-18), X6 (10-19)

- Mini:** Clubman (10-14), Clubvan (10-14), Cooper D (11-15), Cooper SD (10-15), Countryman (10-17), Coupe (11-14), One D (10-14), Paceman (13-17), Roadster (12-14)

Engine Codes:

- 1.5D:** B37C15A, B37D15A
- 1.6D:** N47 C16K1, N47 C16U1
- 2.0D:** N47 D20K1, N47D20U1, N47D20O1, N47D20, N47D20T1, B37C15A, N47D20C, N47D20D, N47D20U0, N47TD20U1, N47TD20, N47TD20O1, D20D, N47D20O0, N47SD20T0, N47C20K1, N47C20U1
- 3.0D:** N57D30U0, N57D30O0, N57D30O1, N57D30B, N57D30U0, N57D30T0, N57D30T1, N57D30B/T1, N57B30B, N57D30B/T0, N57D30C

Associated Tool: VSE6121.05 - Crankshaft Holding Tool - BMW N47/N57 2.0, 3.0 - Chain Drive (see **A**)



D
Chain

D VSE5664
Injection & HP Pump Remover/Sprocket Retainer BMW M47, M57, Land Rover (TD6), Vauxhall/Opel

Removes the diesel pump and retains the pump sprocket in situ so that the sprockets/timing chain configuration remains undisturbed, minimizing the level of engine disassembly. For engine timing use Timing Tool Kit Model No. VSE5666 (see **C**).



E
Chain

E VSE5665
Injection & HP Pump Remover/Sprocket Retainer M47R Land Rover, Rover/MG

Removes the diesel pump and retains the pump sprocket in situ so that the sprockets/timing chain configuration remains undisturbed, minimizing the level of engine disassembly. Essential for transversely fitted engines. For engine timing use Timing Tool Kit Model No. VSE5666 (see **C**).

A



Chain

**BMW MINI
CITROEN
PEUGEOT**



A VSE6131

Timing Tool Kit - BMW Mini, Citroen, Peugeot 1.4/1.6 16v - Chain Drive

Suitable for timing 1.4, 1.6 16v Valvetronic direct injection, chain drive petrol engines, fitted in BMW Mini, Citroen and Peugeot vehicles. Supplied in storage case with comprehensive instructions.

OEM Tools:	
BMW Mini:	11.5.540, 11.5.590, 11.9.340, 11.9.550
Citroen:	0197-A1, 0197-A3, 0197-B
Peugeot:	0197-A1, 0197-A3, 0197-BZ

Applications:	
BMW Mini:	Mini Clubvan R55 (12-14), Mini Clubman R55 (08-14), Mini Countryman R55 (07-10), Mini Clubman R56/R57 (07-15), Mini R56/R57 (08-15), Mini Coupe R58 (11-15), Mini Roadster R59 (08-15), Mini Clubman R60 (10-14), Mini Clubvan R60 (12-14), Mini Roadster R61 (13-15), Mini Paceman R61 (14-17), Mini Countryman R60 (10-17)
Citroen:	C4 (08-11), C4 Picasso (08-13), C4 Grand Picasso (13-15)
Peugeot:	207 (06-14), 207CC (07-15), 308 (07-15), 3008 (09-15), 5008 (09-15)

Engine Codes:	
1.4:	N12B14, N12B14AB
1.6:	EP3(8FS), EP3C(8FR), EP6(5FW), EP6C(5FS), EP6CDT(5FV), EP6DT(5FT), EP6DT(5FX), EP6DTS(5FY), N14B16A, N14B16CD, N14B16T0, N14B16CD/T0, N16B16A, N16B16K0, N16B16A/M0, N16B16A/MO, N16B16M0, N16B16U0

Associated Tool: VSE6156 - Balance Shaft Alignment Tool Kit - BMW, BMW Mini, Citroen, Peugeot - Chain Drive (see page 384)

D



Chain

**BMW
MINI**



D VSE6122

Timing Tool Kit - BMW, BMW Mini 1.2/1.5/2.0/3.0 - Chain Drive

Fits the new generation of BMW modular petrol engines. Contains the tools required to set and lock the engine and for valve timing checking and adjusting. Supplied in a storage case with instructions and a warning tag.

OEM Tools:	35.8.122, 2.88.380, 11.9.340, 11.6.480, 11.9.260
-------------------	--

Applications:	
BMW:	i8 (14-20), 116i F20/21 (15-22), 140i F21/F22 (16-18), 216i F45 (14-17), 216i F46 Gran Tourer (15-22), 218i Coupe F22 (15-21), 218i F23 Cabriolet (15-17), 220i F45 (14-17), 220i F46 Gran Tourer (15-17), 225i F45 (14-17), 240i Coupe F22 (16-21), 240i Cabriolet F23 (16-21), 318 F30/31 (15-17), 330i F30/31 (15-17), 340i Gran Tourismo F34 (16-20), 340i F30/31 (15-19), 340i F80 (15-18), 418i Gran Coupe (15-21), 418i Coupe (16-21), 440i Coupe F32 (16-20), 440i Cabriolet F33 (16-20), 440i Coupe F32 (16-20), 440i Gran Coupe F36 (16-21), 540i G30/31 (17-19), 640i Gran Tourismo G32 (17-19), X1 F48 (15-22), X2 (18-22), X3 G01 (17-19), X4 G02 (17-19), Z4 (18-22)
BMW Mini:	Clubman F54 (15-22), Countryman F60 (17-22), Convertible F57 (16-22), Mini F55 (14-22), Mini F56 (14-21)

Engine Codes:	
1.2:	B38A12A
1.5:	B38A15A, B38B15A, B38K15A
2.0:	B48A20A, B48B20B
3.0:	B58B30A, B58B30B, B58B30C

B



B SCS591

200ml High Temperature Gasket Sealant - Black

Gasket sealant to replace original gaskets. Used as an adhesive to bond metal, rubber and glass etc. Supplied in a flow controllable power can. Temperature range -50°C to 180°C.

Size:	200ml Power Can
--------------	-----------------

C



Chain

BMW MINI

C VSE2381

Timing Chain Wear Indicator - BMW Mini

Allows checking of wear of the timing chain on a range of BMW Mini petrol engines with the minimum amount of dismantling. This saves a significant amount of time when checking for timing chain stretch and wear.

OEM Tool:	235.3.281
------------------	-----------

Applications:	Clubman (07-14), Coupe (11-15), Countryman (10-17), Clubvan (12-14), Mini (06-18), Paceman (13-17), Roadster (12-15)
----------------------	--

Engine Codes:	
1.4:	N12B14, N12B14AB
1.6:	N12 B16A, N16 B16A, N16 B16M0, N16 B16U0, N16 B16A/M0, N16 B16K0, N18 B16A, N18 B16A/M0, N18 B16C, N18 B16A/MO, N18 B16MO, N18 B16C/T0

E



1/2"
Sq Drive



**BMW
MINI
FORD**

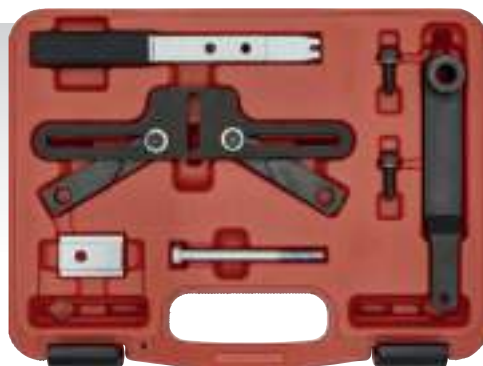
E VSE6134

Vanos Unit Socket 22mm 16pt 1/2" Sq Drive BMW, Mini, Ford

Vanos unit socket for BMW, Mini and Ford. 22mm 16-point Socket.

A

Chain

BMW
MINI**A VSE5660****Flywheel Holding Tool - BMW, BMW Mini - Chain Drive**

Essential tool for holding the flywheel when releasing and tightening the vibration damper central bolts on BMW M47T2, M57T2, M57TU, M67, N20, N26, N43, N45, N45T, N46, N46T, N47, N51, N52, N53, N54 & Mini W17 diesel/petrol chain drive engines. The tool can also be used to hold the flywheel when removing the timing chain for cylinder head work.

OEM Tools: 11.8.180, 11.8.181, 11.8.182, 11.8.183, 11.8.184, 11.8.185

Applications:

BMW 1 Series: (F20/21) (12-15), 116i (04-12), 118i (04-14), 120i (04-14), 130i (05-07), 135i (07-11), 116d (08-12), 118d (04-14), 120d (04-14), 123d (07-14), M Coupe (11-12)

BMW 3 Series: (F30/31) (12-15), 316ti (04-14), 316i (04-11), 316d (09-12), 318i (04-07), 318ti/Compact (2004), 318d (03-12), 318td (03-07), 320d (01-07), 320d Compact (01-05), 318i (05-13), 320d (07-14), 320i (05-14), 320si (05-06), 323i (05-11), 325i (05-14), 325d (06-10), 330d (05-08), 330i (06-13), 335d (05-13), 335i (05-11)

BMW 4 Series: 420i F32 (13-15), 428i F32 (13-15), 420i F33 Cabriolet (14-15), 428i F33 Cabriolet (14-15), 420i F36 (14-15), 428i F36 Gran Coupe (14-15)

BMW 5 Series: (F10/11) (10-15), 520d (05-10), 520i (07-10), 523i (03-10), 525d (05-10), 525i (05-10), 525i (07-10), 530d (03-10), 530i (05-10), 535d (04-10)

BMW 6 Series: 630i (04-11), 635d (07-11)

BMW 7 Series: 730d (05-08), 730i (02-08)

BMW X Series: X1 E84 (09-15), X3 E83 (03-14), X5 E53 (03-14), X3 F25 (11-15), X6 E71/72 (08-10)

BMW Z Series: Z4 E85/86 (04-09), Z4 (E89) (11-15)

BMW Mini: Mini (03-06)

Engine Codes:

BMW: M47T2, M57T2, M57TU, M67, N20, N26, N43, N45, N45T, N46, N46T, N47, N51, N52, N53, N54

BMW Mini: W17

Associated Tools: See our website for full details www.sealey.co.uk

C

Chain

BMW

**C VSE6001****Timing Tool Kit - BMW 1.6/2.0 N43 - Chain Drive**

Suitable for setting and adjusting the timing on 1.6 and 2.0 BMW N43 petrol engines. Kit contains the necessary tools for aligning the Vanos units on the inlet and exhaust camshafts.

OEM Tools: 11.8.690 (11.8.691/11.8.692/11.8.693), 11.9.340 (11.9.341/11.9.342), 11.8.710 (11.8.711/11.8.712), 11.3.340, 11.5.120, 11.8.700

Applications:

BMW 1 Series: 116i E81/82/87/88 (07-12), 118i E81/82/87/88 (06-14), 120i E81/82/87/88 (06-14)

BMW 3 Series: 316i E90/91/92/93 (07-11), 318i E90/91/92/93 (07-13), 320i E90/91/92/93 (07-14)

BMW 5 Series: 520i E60/61 (07-10)

Engine Codes: B16A/AA, B16AA, B16AA/OO, B20A, B20A/AA, B20AA, B20AY, B20K0, B20U0


Associated Tool: **VSE5660** - Flywheel Holding Tool - BMW, BMW

Mini - Chain Drive (see **A**)

B

Chain

BMW

**B VSE4425****Timing Tool Kit****BMW M42/M50/M52/M52TU/M54/M56 - Chain Drive**

Suitable for setting and locking popular BMW petrol engines. Kit comprises camshaft locking tools and flywheel locking pin.

OEM Tools: 11.2.300, 11.3.240

Applications:

BMW 3 Series: 318iS E36 (92-99), 318ti Compact E36 (94-01), 320i E36/E46 (92-07), 323i E36/E46 (95-01), 325i E36/E46 (92-07), 328i E36/E46 (95-01), 330i E46 (00-07)

BMW 5 Series: 520i E39/E60 (96-05), 523i E39 (96-01), 525i E39/E60 (00-05), 528i E39 (96-00), 530i E39/E60 (00-05)

BMW 7 Series: 728i E38 (94-02), 730i E65 (02-05)

BMW Z Series: Z3 E36 2.0-3.0 (97-03), Z4 E85 2.2-3.0 (03-06)

BMW X Series: X3 E83 2.5-3.0 (03-07), X5 E53 3.0 (99-07)

Engine Codes:

1.8: 18 4S 1

1.9: 19 4S 1

2.0: 20 6S 2, 20 6S 3, 20 6S 4

2.2: 22 6S 1

2.5: 25 6S 2, 25 6S 3, 25 6S 4, 25 6S 5

2.8: 28 6S 1, 28 6S 2

3.0: 30 6S 3

D

Chain

BMW

**D VSE6198****Oil Pump &****Balance Shaft Alignment Kit - BMW 2.0 N20/N26 - Chain Drive**

Suitable for BMW N20 and N26 2.0L engines. Use in conjunction with Model No. VSE6188 Timing Tool Kit. Supplied in a storage case with instructions.

OEM Tools: 22.12.825, 23.18.117, 11.4.120

Applications:

BMW 1 Series: 125i (12-16)

BMW 2 Series: 220i Coupe F22; 228i (14-16), 220i Coupe (14-16), 228i Coupe (14-16), 220i Cabriolet (15-16)

BMW 3 Series: 320i xDrive (12-16), 328i (12-15), 328i xDrive (12-15)

BMW 4 Series: 420i F32 x-Drive Coupe (13-16), x-Drive Gran Coupe (14-16), 420i F33 Cabriolet (14-16)

BMW 5 Series: 520i (11-17), 528i xDrive (11-17)

BMW X1: xDrive 20i (11-15), sDrive 20i (11-15), xDrive 28i (11-15)

BMW X3: xDrive 20i (11-17)

BMW X4: xDrive 40i (14-18)

BMW Z4: sDrive 20i (11-17), sDrive 28i (11-16)

Engine Codes: N20B20, N20B20A, N20B20B, N20B20/00, N20B2000, N26B20

Associated Tool: **VSE6188** - Timing Tool Kit - BMW 2.0 N20/N26 - Chain Drive

(see page 383)

A



Chain

BMW
MINI



A VSE2398

Crankshaft Turning/Holding Kit - BMW/Mini - Chain Drive

Crankshaft turning and flywheel locking tool. Designed to turn the crankshaft without removing the pulley fixing bolts. Flywheel locking plate fits manual and automatic gearbox vehicles. Suitable for petrol and diesel engines. Supplied in a storage case with warning tag and instructions.

OEM Tools: 11.6.480, 11.9.811, 11.9.265, 11.4.180

Applications:

BMW: 116i (15-19), 116d (15-19), 118d (15-19), 120d (15-19), 125d (15-19), M140i (16-19), 214d (15-19), 216i (18-19), 216d (14-20), 218d (17-19), 218i (15-21), 220d (14-20), 225d (15-20), M240i (16-19), 316d (15-19), 318i (15-19), 320d (15-19), 325d (16-20), 330i (15-20), 340i (15-19), 418i (15-20), 420d (15-20), 425d (16-18), 430i (16-20), 440i (16-19), 518d (14-17), 525d (17-20), 530i (17-18), 540i (17-19), 620d (18-20), 630i (17-19), 640i (17-19), 725d (16-19), 730i (15-19), 740i (15-19), X1 (15-20), X2 (18-19), X3 (14-18), X4 (17-20), X5 (15-18), i8 (14-18)

Mini: Mini Hatch (14-21), Cabriolet (16-19), Clubman (15-19), Countryman (17-19)

Engine Codes:

1.2 Petrol: B38A12A
1.5D: B37C15A, B37D15A
1.5 Petrol: B38A15A, B38B15A, B38K15A
2.0D: B47D20A, B47D20B, B47C20A, B47C20B
3.0 Petrol: B58B30A


Associated Tools: VSE6121A - Timing Tool Kit - BMW/Mini 1.5, 1.6, 2.0, 3.0 - Chain Drive (see page 380)

B



Chain

BMW



B VSE6188

Timing Tool Kit - BMW 2.0 N20/N26 - Chain Drive

Covers a wide range of BMW 2.0 litre petrol engines. Includes tools required for positioning and securing the camshafts and crankshaft into their timing positions. Also includes tools for setting the Vanos unit position and for setting the timing chain pre-tension.

OEM Tools: 11.9.340, 8302212831, 83302212830, 2219548

Applications:

BMW 1 Series (F20/21): 125i (12-16)
BMW 2 Series (F22): 220i Coupe F22; 228i (14-16), 220i Coupe (14-16), 228i Coupe (14-16), 220i Cabriolet (15-16)
BMW 3 Series (F30/31): 320i xDrive (12-16), 328i (12-15), 328i xDrive (12-15)
BMW 4 Series (F32/33): 420i F32 xDrive Coupe (13-16), xDrive Gran Coupe (14-16), 420i F33 Cabriolet (14-16)
BMW 5 Series (F10/11): 520i (11-17), 528i xDrive (11-17)
BMW X1 (E84): xDrive 20i(11-15), sDrive 20i(11-15), xDrive 28i(11-15)
BMW X3 (F25): xDrive 20i (11-17)
BMW X4 (F26): xDrive 40i (14-18)
BMW Z4 (E89): sDrive 20i (11-17), sDrive 28i (11-16)

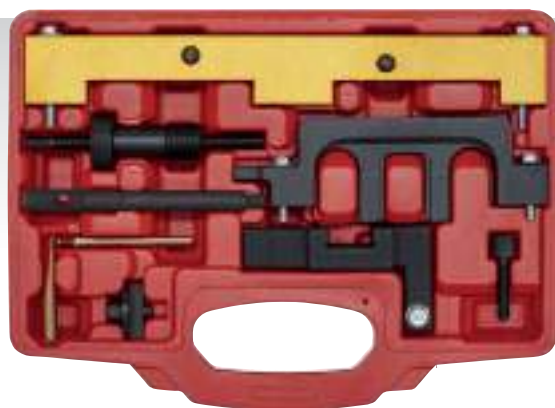
Engine Codes: N20B20, N20B20A, N20B20B, N20B20/0U, N20B2000, N26B20

C



Chain

BMW



C VSE5911A

Timing Tool Kit - BMW 1.8, 2.0 N42/N46/N46T - Chain Drive

Suitable for setting and adjusting the timing on N42 and N46 engines with the Valvetronic system. Also includes tools to align the twin Vanos unit.

OEM Tools: 11.5.120, 11.9.190, 11.9.270, 11.9.291, 11.9.292, 11.9.293, 11.9.340, 11.9.350

Applications:

BMW 1 Series: 118i E81/82/87/88 (04-14), 120i E81/82/87/88 (04-14)
BMW 3 Series: 316i/ti Compact E46 (01-07), 318i/ti Compact E46 (01-07), 318i E90/91/92/93 (05-12), 320i E90/91/92/93 (05-12)
BMW 5 Series: 520i E60/61 (07-10), Z4 2.0 E85/86 (04-09)
BMW X Series: X1 sDrive 18i E84 (10-12), X1 xDrive 18i E84 (10-12), X3 2.0 E83 (05-10)

Engine Codes:

1.8: N42; B18A, N46; B18
2.0: N42; B20A, N46; B20, B20B, N46T; B20, B20B, B20BD, B20BZ, B20O2, B20O2


Associated Tools: VSE6156 - Balance Shaft Alignment Tool Kit - BMW, Mini, Citroen, Peugeot - Chain Drive (see page 384)

D



Chain

BMW
MINI



D VSE5982

Timing Tool Kit - BMW, BMW Mini 1.6 - Chain Drive

Covers a wide range of BMW and Mini chain drive petrol engines. Includes the necessary tools for setting and locking the camshafts and crankshaft, and a tool for setting the timing chain pre-tension.

OEM Tools: 11.9.340, 11.7.440, 496.709

BMW: 11.9.340, 11.7.440, 496.709
Mini: 11.9.340, 11.7.440, 11.9.590

Applications:

BMW: 114i (12-15), 116i (12-15), 118i (11-15), 316i (12-15)
Mini: Cooper S (R56/57) (10-15), Coupe Cooper S (R58) (12-15), Roadster (R59) (12-15), Countryman (R60) (12-17), Paceman R61 (13-17), Clubman (R55) (11-14)

Engine Codes: N13 B16A, N18 B16/MO, N18 B16A, N18 B16A/MO, N18 B16A/MO, N18B16C, N18B16C/TO, N18B16MO



A SEE BELOW

50ml High Strength Stud Lock

High strength stud locking adhesive for all types of metal. Rapid fixing time of 15-20 minutes on normal plated, oiled metal surfaces and fixtures. Works on steel, aluminium, stainless steel and zinc.

Model No:	Pack Quantity:
SCS271S	1
SCS271	12
Fixture Time:	15-20min @ 23°C
Full Cure Time:	24hr @ 23°C



C VSE5555

Timing Tool Kit - BMW, Land Rover, Morgan M60/M62 Chain Drive

Comprehensive kit for BMW, Land Rover and Morgan chain drive M60 and M62 Series engines. The kit also includes the essential tooling for setting the Vanos units, and correctly positioning the inlet camshaft sensor plates.

OEM Tools:	
BMW:	11.2.445, 11.2.441, 11.2.442, 11.2.446, 11.4.230/11.3.390, 11.5.180, 11.2.300, 11.6.420, 11.6.452, 11.6.451, 11.3.310, 11.6.440, 11.7.380
Land Rover:	LRT 12-223/2, LRT 12-223/1, LRT 12-223/3, LRT 12-223/4, LRT 12-222, LRT 12-227, LRT 12-226, LRT 12-228/1, LRT 12-228/2, LRT 12-220, LRT 12-224, LRT 12-221
Morgan:	M62
Applications:	
BMW 5 Series:	530i E34 (93-95), 540i E34 (93-95), 535i E39 (96-98), 535i E39 with Vanos (97-03), 540i E39 (96-98), 540i E39 with Vanos (98-03)
BMW 7 Series:	730i E38 (92-96), 735i E38 (96-97), 735i E38 with Vanos (98-02), 740i E38 (92-98), 740i E38 with Vanos (99-01)
BMW 8 Series:	840i E31 (92-96), 840i E31 with Vanos (96-97)
BMW X Series:	X5 E53 (99-04)
Land Rover:	Range Rover (02-05)
Morgan:	Aero 8 (00-04)
Engine Codes:	
3.0:	308S1
3.5:	358S1, 358S2
4.0:	408S1
4.4:	448S1, 448S2, V8/448S2, Morgan M62
4.6:	468S1

B Chain

**BMW
MINI
CITROEN
PEUGEOT**



B VSE6156

**Balance Shaft Alignment Tool Kit
BMW, BMW Mini, Citroen, Peugeot - Chain Drive**

Essential tools for the removal/installation of the timing chain assembly on a range of BMW, BMW Mini and PSA petrol engines. Kit includes balance shaft aligners, crankshaft gear holding tools and chain tensioner locking pin. Timing Tool Kits covering engine timing are available separately for each engine.

OEM Tools:	11.3.340, 11.4.360, 11.5.140, 11.9.280, 11.9.330
Applications:	
BMW 1 Series:	116i E81/82/87/88 (04-09), 118i E81/82/87/88 (04-14), 120i E81/82/87/88 (04-14), 125i E82 (07-12), 130i E81/87 (05-12), 135is E82 (07-12)
BMW 3 Series:	316i/ti Compact E46 (01-07), 316i E90/91/92/93 (05-14), 318i/ti Compact E46 (01-07), 318i E90/91/92/93 (05-12), 320i E90/91/92/93 (05-12), 323i E90/91/92/93 (04-11), 325i E90/91/92/93 (04-12), 330i E90/91/92/93 (04-14), 335i E90/91/92/93 (04-14)
BMW 5 Series:	520i E60/61 (07-10), 523i E60/61 (04-10), 525i E60/61 (04-10), 530i E60/61 (05-10)
BMW 6 Series:	630i E63/64 (04-11)
BMW 7 Series:	730i E65/66 (04-12)
BMW X Series:	X1 sDrive 18i E84 (10-12), X1 xDrive 18i E84 (10-12), X3 2.0 E83 (05-10), X3 2.5/3.0 E83 (06-10), X5 3.0 E70 (06-10)
BMW Z Series:	Z4 2.0 E85/86 (04-09), Z4 2.5/3.0 E85/86 (05-09)
BMW Mini:	Clubman (R55) (08-14), Cooper S R55/56 (06-10), Cooper R55/56 (06-10), Mini One R56 (07-10), Mini (R56/57) (08-15), Cooper R58 (11-15)
Citroen:	Berlingo (09-16), C3 Picasso (09-15), C3 III (10-15), C4 Picasso/Grand Picasso (08-13), C4 (08-11), C4 II (11-15), C5 III (09-14), DS3 (04-15), DS4 (11-15), DS5 (12-15)
Peugeot:	207 (06-13), 207CC (07-15), 208 (13-15), 2008 (13-15), 308 (07-15), 308CC (09-15), 3008 (09-15), 508 (11-15), 5008 (09-15), Partner III (09-16), RCZ (10-16)
Engine Codes:	
BMW:	N40; B16A, N42; B18A, B20A, N45T; B16AC, N46; B18, B20, B20B, N46T; B20, B20B, B20BD, B20BZ, B20O2, N52; B25A, B25AE, B30, B30A, B30A/OO, B30AF, B30F, B30U1, N52K; B25A, B25AE, B25AF, B25AF/O1, B25BE, B25U1, B30A, B30AE, B30AF, N53; B25A, B30A, N54; B30A, B30A/AA, B30T0
BMW Mini:	N12; B14, B14AB, B16A, N14; B16A, B16CD, B16CD/T0
PSA:	EP3(8FP), EP3(8FS), EP3C(8FN), EP3C(8FP), EP3C(8FR), EP6(5FP), EP6(5FW), EP6C(5FH), EP6C(5FK), EP6C(5FS), EP6C(5FW), EP6CDT(5FE), EP6CDT(5FM), EP6CDT(5FN), EP6CDT(5FV), EP6CDTE(5FR), EP6CDTM(5FE), EP6CDTM(5FM), EP6CDTX(5FU), EP6DT(5FT), EP6DT(5FX), EP6DTE(5FR), EP6DTE(5FX), EP6DTS(5FD), EP6DTS(5FF), EP6DTS(5FY)
Associated Tools:	VSE5911A - Timing Tool Kit - BMW N42/N46/N46T 1.8, 2.0 Chain Drive (see page 383), VSE6131 - Timing Tool Kit - BMW Mini, Citroen, Peugeot - Chain Drive (see page 381)

A



Chain

**MERCEDES
CHRYSLER
JEEP**



A VSE4801

Timing Tool Kit - Mercedes, Chrysler, Jeep

Essential tool for timing chain work on Mercedes 1.7D, 2.1D, 2.2D, 2.7D, 3.0D, 3.2D, 3.9D and 4.0D CDI diesel engines. The link separating tool and the link assembly tool allow for quick and easy separation and assembly of the timing chain. May also be used on some Chrysler/Jeep 2.2D, 2.7D and 3.0D CRD diesel engines.

OEM Tools:	
Mercedes:	602.589.023.300, 602.589.046.300, 602.589.046.301, 602.589.003.900, 602.589.026.300, 602.589.036.300, 112.589.069.300
Chrysler:	9312, 8947

Applications:	
Mercedes:	A-Class 168 (98-05), C-Class 202 (98-01), C-Class 203 (00-08), C-Class 204 (07-14), E-Class 210 (98-03), E-Class 211 (03-10), E-Class 212 (09-16), E-Class Coupe/Cabriolet 207 (09-15), CLS 219 (05-11), CLS 218 (11-18), S-Class 220 (99-06), S-Class 221 (05-13), CLC-Class (08-12), CLK 209 (02-09), GLK 204 (08-12), G-Class 463 (00-15), Vito 639 (10-14), Sprinter 906 (09-14)
Chrysler:	300C (05-11), PT Cruiser (02-09)
Jeep:	Grand Cherokee (01-11), Commander (05-11)

Engine Codes:	
1.7D CDI:	668.940, 668.941, 668.942
2.1D CDI:	646.811, 646.812, 646.820, 646.821, 646.951, 646.961, 646.962, 646.963, 646.966
2.2D CDI/CRD:	611.960, 611.961, 611.962
2.7D CDI/CRD:	612.961, 612.962, 612.965, 612.967, 647.961
3.0D CDI/CRD:	642.830, 642.832, 642.834, 642.836, 642.838, 642.850, 642.852, 642.853, 642.854, 642.856, 642.858, 642.862, 642.868, 642.886, 642.910, 642.920, 642.921, 642.922, 642.930, 642.932, 642.960, 642.961, 642.970, EXL(642.980)
3.2D CDI:	613.960, 613.961, 648.960, 648.961
3.9D CDI:	628.960, 628.961
4.0D CDI:	628.962, 629.910, 629.911

C



Belt

**CHRYSLER
JEEP
LDV**



C VSE5056

Timing Tool Kit - Chrysler, Jeep, LDV - 2.5D CRD, 2.8D CRD Belt Drive

Covers engine timing and balance shaft setting on 2.5 & 2.8CRD diesel engines in Chrysler, Jeep and LDV models. Contains camshaft, crankshaft and balance shaft locking pins plus tensioner adjuster. Supplied in storage case.

OEM Tools:	
Chrysler/Jeep:	VM1052, VM1053, VM1068, VM1080, VM8873, VM1056
LDV:	LDV192, LDV193, LDV196, H2587

Applications:	
Chrysler:	Voyager (01-08), Grand Voyager (01-08)
Jeep:	Cherokee (01-08)
LDV:	Maxus (05-09)


Engine Codes:	
2.5D CRD:	R2516C, R2516K, R2516LVM39/40B
2.8D CRD:	R2816C5.05A, R2816K4

B



Chain

**MERCEDES
CHRYSLER
JEEP**



B VSE4802

Timing Tool Kit - Mercedes, Chrysler, Jeep

Timing chain splitting and fitting tool kit. Enables timing chain replacement with the minimum of engine dismantling. Suitable for Mercedes chain drive engines, and some Chrysler and Jeep applications. The kit includes tools to split the chain and also the temporary chain links required to fit the new chain. Supplied in a storage case with instructions.

OEM Tools:	
Mercedes:	602.589.023.300, 602.589.003.900, 602.589.036.300, 112.589.069.300, 602.589.026.300, 602.589.046.301, 602.589.026.300, 602.589.026.400, 602.589.024.000, 103.589.016.300, 602.589.046.300

Applications:	
Chrysler:	300C (05-11), PT Cruiser (02-09)
Jeep:	Commander (05-11), Grand Cherokee (01-11)
Mercedes:	A-Class (98-12), B-Class (05-12), C-Class (98-13), CL-Class (99-07), CLC-Class (08-12), CLK-Class (98-09), CLS (05-18), E-Class (97-16), GLK-Class (08-12), G-Class (00-15), M-Class (98-07), R-Class (05-07), S-Class (98-13), SL-Class (98-07), Viano (03-10), Vito (03-10)

Engine Codes:	
1.4:	166.94
1.5:	266.920
1.6:	166.960
1.7:	266.940
1.7D CDI:	668.940, 668.941, 668.942
1.9:	166.990
2.0:	266.960, 266.980
2.1D CDI:	646.811, 646.812, 646.820, 646.821, 626.951, 626.961, 626.962, 626.963, 626.966
2.2 CDI/CRD:	611.960, 611.961, 611.962
2.4:	112.910, 112.911
2.6:	112.912, 112.913, 112.914, 112.915, 112.916
2.7D CDI/CRD:	612.961, 612.962, 612.965, 612.967, 647.961
2.8:	112.920, 112.921, 112.922, 112.923
3.0D CDI/CRD:	642.830, 642.832, 642.834, 642.836, 642.838, 642.850, 642.852, 642.853, 642.854, 642.856, 642.858, 642.862, 642.868, 642.886, 642.910, 642.920, 642.921, 642.922, 642.930, 642.932, 642.960, 642.961, 642.970, 642.990
3.2D CDI:	613.960, 613.961, 648.960, 648.961
3.2:	112.940, 112.942, 112.943, 112.944, 112.946, 112.947, 112.951, 112.953, 112.955
3.9D CDI:	628.960, 628.961
4.0D CDI:	628.962, 629.910, 629.911
4.3:	113.940, 113.941, 113.942, 113.943, 113.948
5.0:	113.960, 113.961, 113.963, 113.964, 113.965, 113.966, 113.967, 113.968, 113.969, 113.971

D



Chain

MERCEDES



D VSE4310

Belt Tensioner Compression Tool - Mercedes - Chain Drive

Tool for a range of Mercedes A - Class vehicles. Suitable for hydraulic tensioners fitted to vehicles with a stop/start function and/or air conditioning. Attempting to compress the tensioner without using this tool may result in damage to the tensioner.

A

CITROEN
PEUGEOT
FIAT
FORD



Belt



A VSE5930

Timing Tool Kit - Ford, Fiat, Citroen, Peugeot 1.4D/1.5D/1.6D/2.0D/2.2D TDCi-HDi - Belt Drive

Specialised timing tool kit covering belt replacement applications on a comprehensive range of PSA 1.4, 1.5, 1.6, 2.0 and 2.2HDi common rail diesel engines as well as some Fiat 2.0D and 2.2D JTD/Multijet common rail diesel engines. Includes tools for adjustable crankshaft timing gear. Kit includes engine locked warning tag.

OEM Tools:

Fiat: 1.867.030.000, 1.868.630.000
Ford: 303-732, 303-734, 303-735
PSA: 0188-P2, 0188-F, 0188-Y, 0188-D, 0188-X, 0194-B, 0194-A, 0194-C, 0188-M, 0153-AL, 0188-AH, 0188-Q, 0188-J1, 0188-J2, 0188-K

Applications:

Citroen: Berlingo (99-16), Berlingo III (14-18), C1 (05-10), C2 (03-10), C3 (02-17), C3 IV (16-18), C4 (04-13), C4 Picasso/Grand Picasso (14-18), C4 Aircross (12-18), C4 II (14-18), C4 III (14-18), C5 (00-15), C8 (02-10), C-Crosser (07-12), DS3 (10-18), DS4 (11-13), DS5 (12-15), Evasion/Synergie (99-06), Dispatch (99-18), Jumpy & Relay (99-12), Jumpy IV (16-18), Jumper (99-12), Nemo (08-10), Picasso (99-06), Xantia (98-01), Xsara (99-06)

Fiat: Ulysse (02-06), Scudo (99-07)

Ford: B-Max (15-18), EcoSport (15-18), Fiesta (02-20), Fusion (02-11)

Peugeot: 107 (05-10), 1007 (05-10), 206 (99-06), 208 (14-18), 2008 (14-18), 306 (99-02), 307 (01-06), 308 (14-18), 3008 (14-18), 406 (00-06), 406 Coupe (98-04), 4008 (12-18), 508 (14-18), 5008 (14-18), 607 (00-06), 806 (99-02), 807 (02-06), Boxer (02-06), Expert (99-06), Expert IV (16-18), Partner (99-06), Partner III (14-17), Traveller (16-20)

Engine Codes: For full list of Engine Codes, please visit www.sealey.co.uk

C

Belt
Chain

CITROEN
PEUGEOT
FIAT
IVECO



C VSE5036

Timing Tool Kit - Fiat, Ford, Iveco, PSA - 2.2D/2.3D/3.0D Belt/Chain Drive

Used for timing 2.2/2.3/3.0D belt and chain diesel drive engines, including the later chain in head versions, usually found in light commercial vehicles. Features a water sensor installation socket, crankshaft turning tool, timing cover centring plate, oil pump setting plate as well as camshaft and crankshaft locking tools. These engines are also found in the Ford Transit. Supplied in storage case.

OEM Tools:

Fiat/Iveco: 1.860.617.000/99360608, 2.000.016.500/99360614, 2.000.018.200/99360615
Citroen/Peugeot: 0191/2A, 0191/2B, 0198A, 0198B2, 0198D, 0198G
Ford: 303-698, 303-705/21-256

Applications:

Citroen: Relay/Jumper III (06-12)

Fiat: Ducato (02-13)

Iveco: Daily (03-10), Daily/EcoDaily (09-11)

Peugeot: Boxer III (06-12)

Engine Codes: For full list of Engine Codes, please visit www.sealey.co.uk

B

CITROEN
PEUGEOT
FORD
MAZDA
SUZUKI
TOYOTA
VOLVO



Belt



B VSE5846

Timing Tool Kit - PSA, Ford, Volvo 1.4D/1.5D/1.6D HDi/TDCi - Belt Drive

Set of locking pins for timing belt replacement on Ford 1.5, PSA 1.4 (DV4) and 1.6 (DV6) diesel engines fitted in Citroen, Peugeot, Ford, Mazda, Suzuki, Toyota and Volvo models. These timing pins lock and hold the camshaft, crankshaft, flywheel and HP pump in the timed position.

OEM Tools:

Flywheel Locking Pin (VSE5846.01): 303-734 (21-262) (Ford), 49JE02-020 (Mazda), 0194-C (PSA), 09910-05410 (Suzuki), 999-7169 (Volvo)

Camshaft/HP Fuel Pump Locking Pins (VSE5846.02): 11-0-790 (BMW), 303-735 (212-263) (Ford), 49JE02-021 (Mazda), 0194-B (PSA), 09910-05410 (Suzuki), 999-7122 (Volvo)

Crankshaft Locking Pin (VSE5846.03): 11-0-300 (BMW), 303-732 (21-260) (Ford), 49JE02-018 (Mazda), 0194-A (PSA), 09910-05410 (Suzuki), 999-7121 (Volvo)

Applications:

Citroen: Berlingo I/II (05-11), Berlingo III (08-18), Berlingo IV (14-19), C1 (05-10), C2 (03-10), C3 I/II (02-10), C3 III (10-18), C3 III IV (16-18), C3 Picasso (09-12), C3 Pluriel (04-10), DS3 (09-12), C4 (04-11), C4 II (11-18), C4 Picasso/Grand Picasso (06-18), C5 II (04-08), C5 III (07-12), DS4 (11-12), Nemo (08-10), Xsara II (04-08), Xsara Picasso (04-10)

Ford: B-Max (12-18), C-Max (07-15), EcoSport (13-18), Fiesta (02-21), Focus (04-18), Focus C-Max (03-18), Fusion (04-11), Grand C-Max (10-18), Tourneo Courier (14-16)

Mazda: 2 (02-10), 3 (04-12), 5 (10-12)

Peugeot: 107 (05-10), 1007 (05-10), 206 (01-12), 206+ (10-13), 206CC (05-07), 207 (06-13), 207CC (07-15), 208 (12-18), 2008 (12-17), 307 (01-08), 308 (07-18), 308CC (09-17), 3008 (09-18), 407 (04-11), 4008 (12-15), 508 (11-18), 5008 (09-18), Bipper (08-10), Expert (10-12), Partner I/II (05-11), Partner III (08-18), Rifter (18-19), Traveller (16-20)

Suzuki: Liana (04-08), SX4 (07-11)

Toyota: Aygo (05-10)

Volvo: C30 (06-13), S40 (04-12), S60 (11-15), S80 (09-15), V40 (12-15), V50 (04-12), V60 (11-15), V70 (11-15)

Engine Codes:

1.4D: F6JA, F6JB

1.4D D-4D: ZWZ-TV

1.4D DDiS: (DV4)8HY

1.4D HDi: DV4C(8HR), DV4TD(8HT), DV4TD(8HW), DV4TD(8HX), DV4TD(8HZ), DV4TED(8HS), DV4TED4(8HX), DV4TED4(8HY), DV4TED4(8HV)

1.4D TDCi: F6JA, F6JB, F6JC, F6JD, KVJA

1.5D TDCi: ENUG, UGCA, UGJC, XUJA, XUJB, XUJC, XUJF, XUJG, XUJH, XUJK, XUJL, XUJN, XUJM, XWDA, XWDB, XWDC, XWDD, XWDE, XWJB, XWJC, XXDA, XXDB, XXDC, XXDD

1.6D: Y6, MZ-CD(Y6)

1.6D DDiS: DV6(9HX)

1.6D eDrive: D4162T, D4164T

1.6D eHDi: DV6C(9HR), DV6FC(BHW), DV6FC(BHX), DV6FC(BHY), DV6FC(BHZ), DV6FDU(BHV), DV6FCU(BHX), DV6FDU(BHS)

1.6D HDi: DV6(9HR), DV6ATED(9HX), DV6ATED(9HY), DV6ATED4(9HX), DV6AUTED4(9HX), DV6BTED4(9HT), DV6BTED4(9HW), DV6BUTED4(9HT), DV6C(9HL), DV6C(9HR), DV6C9(HR), DV6CATED(9HX), DV6D(9HP), DV6DTED(9HJ), DV6DTED(9HP), DV6ETED(9HN), DV6DTED(9HF), DV6FD (BHY), DV6FE (BHW), DV6TED(9HP), DV6TED4(9HV), DV6TED4(9HW), DV6TED4(9HX), DV6TED4(9HY), DV6TED4(9HZ), DV6TED4B, DV6TED4B(9HV), DV6TED4BU(9HS), DV6UTED4(9HU), DV6UTED4(9HX), DV6UTED4(9HV)

1.6D TDCi: G8DA, G8DB, G8DD, G8DE, G8DF, GPDA, GPDC, HHDA, HHDB, HHJA, HHJB, HHJC, HHJD, HHJE, HHJF, MTD, NGDA, T1DA, T1DB, T3DA, T3DB, T3JA, T3JB, TZJA, TZJB, UBJA

1.6D TDCi ECOnetic: G8DD, GPDA, HHJD, TZJA, TZJB

2.0D HDi: DW10FC(AHH), DW10FD(AHX)

A

**CITROEN
PEUGEOT
JAGUAR
LAND ROVER**



Belt



A VSE5000A

Timing Tool Kit

Citroen, Jaguar, Land Rover, Peugeot 2.7D/3.0D - Belt Drive

Suitable for timing belt replacement on 2.7 and 3.0 V6 diesel engines fitted in Citroen, Jaguar, Land Rover (TDV6) and Peugeot vehicles. Kit contains camshaft locking and checking pins, flywheel locking tools, coolant pump pin and belt retaining clip.

OEM Tools: 303-1116, 303-1117, 303-1126, 303-1132, 0188-K, 0195-C, 0195-H, 0195-K

Applications:

Citroen: C5 III (07-14), C6 (05-09)
Jaguar: S-Type (04-08), XF (08-20), XJ (10-20), XJ6 (05-10), F-Pace (16-20)
Land Rover: Discovery (17-18), Discovery 3 (04-09), Discovery 4 (09-17), Range Rover (12-20), Range Rover Sport (05-20), Range Rover Velar (17-20)
Peugeot: 407 (04-09), 407 Coupe (06-12), 607 (04-11)

Engine Codes:

2.7D/TDV6/TDV: 276DT, 7G
2.7D HDi: DT17BTED4(UHZ)
3.0D HDi: D20CTED4(X8Z), DT20C(X8C), DT20C(X8Z)
3.0D SDV6/TDV6: AJV6D, 306DT, AJ-V6D/306DT

Associated Tool: **VSE5312** - Fuel Pump Holding Tool - Jaguar, Land Rover 3.0D - Belt Drive (see page 401)

B

**FORD
CITROEN
PEUGEOT
MAZDA**



Belt



B VSE50422

Camshaft Sprocket Puller - Ford, Citroen, Peugeot, Mazda - Belt Drive

3-Legged puller specifically designed to remove the camshaft sprocket on Ford, Citroen, Peugeot and Mazda diesel engines without causing damage to the pulley.

Applications:

Citroen: C3 III (10-15), DS3 (10-15), Xsara II (00-15), Xsara Picasso (99-10), C4 (04-11), C4 II (11-15), C4 Picasso/Grand Picasso (10-15), C4 Aircross (12-15), C5 (00-05), C5 II (04-08), C5 III (10-15), DS4 (11-15), Xantia (98-01), Synergie/Evasion (99-03), C8 (02-15), Nemo (08-10), Berlingo I/II (99-11), Berlingo III (08-15), Dispatch/Jumpy (99-07), Dispatch/Jumpy II (07-15), Relay/Jumper (01-02)
Ford: C-Max (10-15), Courier (00-02), Fiesta (08-11), Fusion (02-11), Focus (11-15), Galaxy (07-15), Kuga (10-15), Mondeo (06-15), S-Max (06-15), Tourneo Connect (02-06), Transit Connect (02-06)
Mazda: 2 (DE/DH) (02-10)

Peugeot: 107 (05-10), 1007 (05-10), 206 (01-09), 206CC (05-07), 208 (12-14), 306 (99-02), 307 (01-06), 307CC (05-09), 308 (11-14), 308CC (09-14), 407 (08-11), 407 Coupe (07-12), 508 (11-14), RCZ (10-14), 2008 (13-14), 3008 (10-14), 4008 (12-14), 5008 (10-14), Bipper (08-10), Partner/Partner Origin/Ranch I/II (05-11), Partner III (08-14)

C

**CITROEN
PEUGEOT
FIAT
IVECO
RENAULT
VAUX/OPEL**

Belt



C VSE5976

Timing Tool Kit - Fiat, Iveco, PSA, Renault, GM 2.5D/2.8D - Belt Drive

Includes locking pins for 2.5D and 2.8D diesels and later 2.8DTi/JTD/HDi variants of this popular van engine. Also includes a tensioner retaining tool which retains the tension plunger in a retracted position during the belt change.

OEM Tools: 1.860.617.000/99360608-A60617/Mot910/KM-966, 1.860.638.000, Mot1054/KM-6031

Applications:

Citroen: Relay/Jumper (01-02), Relay/Jumper II (02-06)
Fiat: Croma (86-97), Ducato (86-06), Talento (87-94)
Iveco: Daily (91-06), Turbo Daily (91-00)
Peugeot: Boxer (00-02), Boxer II (02-06)
Renault: Mascot (99-07), Master (89-98), Master II (98-01), Trafic (80-00)
Vauxhall/Opel: Arena (97-01), Movano-A (98-03)

Engine Tools:

2.5D/DT: 8140.07, 8140.27, 8140.47, 8140.97, 8144.21, 8144.61, 8144.67, 8144.91, 8144.97, 8140.27S, 8140.47R, 8140.67F.37, 8144.97Y, S8U 720, S8U 722, S8U 730, S8U 731, S8U 742, S8U 748, S8U 750, S8U 752, S8U 758, S8U 770, S8U 772, S8U 780, S8U 782, S9U 700, S9U 702, S9U 704, S9U 714, S9U 740
2.8D/TDi/HDi/dCi: 8140.43S, 8140.43, 8140.63, 8140.23.37, 8140.23.38, 8140.43.37, 8140.43B, 8140.43C, 8140.43N, 8140.43R, 8140.43S, S9W 206, S9W 208, S9W 212, S9W 700, S9W 702

D

Belt

**CITROEN
PEUGEOT**



D VSE5046

Timing Tool Kit - Citroen, Peugeot TU3/ET3 1.4 8v/16v - Belt Drive

Suitable for PSA ET3 code twin camshaft engines. Supplied with timing tools required for timing belt replacement on TU3 1.4 single camshaft engines. Kit includes camshaft and flywheel locking pins, tensioner locking pin and timing belt retaining clip.

OEM Tools: 4533-T.AC1/0132-AJ1/ 0189-B/0178-B/0188-M/01194-B, 0132-RZ/4507-TB, 4507-TA/0132-QY, 4200-TH/0153-AL, 4533-TAD/0132-AK/0188-K/0153-AK/0189-K/0153-AE, 0178-D/0194-A/0132-AB/4527-TS2/5711-TD, 4507-TA/0132-QY

Applications:

Citroen: Berlingo I/II/First (97-11), C2 (03-10), C3 I/II/First/Classic (02-10), C3 III (10-13), C3 Pluriel (03-10), C4 (04-11), Nemo (08-15), Saxo (96-03), Xsara I/II (97-04)
Peugeot: 1007 (05-10), 206 (98-09), 206+ (09-13), 207 (06-13), 307 (01-08), Bipper (08-15), Partner (05-11)

Engine Codes:

1.4 8v: TU3A/JP/L3/L4 (KFT, KfV, KfW, KfX)
1.4 16v: ET3J4 (KfU)

E



Belt

**CITROEN
PEUGEOT
FIAT
IVECO**



E VSE5037

Timing Tool Kit - Citroen, Fiat, Iveco, Peugeot - 2.3D/3.0D - Belt/Chain Drive

Suitable for setting and locking Fiat 2.3D JTD diesel engine (belt driven), Fiat 3.0D JTD diesel engine (chain driven) and Citroen/Peugeot 3.0D HDi diesel engine (chain driven). Set comprises camshaft setting pins, crankshaft locking pin and sensor locking pin.

OEM Tools:

99360614/(-).0191/2.B, 99360615/2.000.018.200/(-).191/2.A, 99360608/1.860.617.000

Applications:

Citroen: Relay/Jumper III (06-14)
Fiat: Ducato (02-11)
Iveco: Daily (03-10), Daily/EcoDaily (09-11)
Peugeot: Boxer III (06-14)

Engine Codes:

2.3D: F1AE0418A, F1AE0481B, F1AE0481C, F1AE0481D, F1AE0481F, F1AE0481FA, F1AE0481G, F1AE0481H, F1AE0481HA, F1AE0481N, F1AE0481R, F1AE0481UA, F1AE0481VA
3.0D: F1CE01481D, F1CE0441F, F1CE0481A, F1CE0481B, F1CE0481F, F1CE0481FA, F1CE0481H, F1CE3418M, F1CE3481CC, F1CE3481LC
3.0HDI: F30DTE; (F1CE0481D), (F1CE3481DM), (F1CE3481N)



A



Belt

FORD
MAZDA
CITROEN
PEUGEOT

A VSE5941

Timing Tool Kit - Ford, Mazda, PSA 1.4/1.5/1.6/1.8/2.0 TDCi/HDi Belt Drive

Comprehensive kit covers Ford, Mazda and PSA 1.4, 1.5, 1.6, 1.8, 2.0 TDCi/HDi belt drive diesel engines. Includes camshaft, crankshaft and high pressure pump locking tools plus camshaft sprocket removal tool. Kit includes warning tag.

OEM Tools:

Ford: 303-393, 303-393/01, 303-376B, 303-651, 303-193, 303-1059, 303-732, 303-734, 303-735

Mazda: 303-732, 303-734, 303-735

PSA: 0194-A, 0194-C, 0194B

Applications:

Citroen: C1 (05-10), C2 (03-10), C3 I/II (02-10), C3 III (10-15), C3 Pluriel (04-10), C3 Picasso (09-12), C4 (04-11), C4 II (11-15), C4 Picasso (06-12), C4 Grand Picasso (10-12), DS3 (09-12), DS4 (11-12), DS5 (12-15), C5 II (04-08), C5 III (04-12), Xsara II (02-04), Xsara Picasso (04-10)

Ford: B-Max (15-18), Courier (00-02), C-Max (03-10), EcoSport (15-18), Fiesta (02-20), Focus (98-11), Fusion (02-11), Galaxy (06-10), Kuga (06-10), Mondeo (07-10), S-Max (06-10), Tourneo Connect (02-13), Transit Connect (02-13)

Mazda: 2 (02-15), 3 (09-14)

Peugeot: Bipper (08-10), Dispatch/Jumpy III (07-12), Expert III (07-12), Nemo (08-10), Partner I/II (05-11), Partner III (08-16), 107 (05-10), 1007 (05-10), 206 (01-12), 206+ (09-13), 206CC (05-07), 207 (06-13), 207CC (07-15), 208 (11-15), 307 (01-08), 308 (07-15), 308CC (09-15), 407 (05-11), 508 (04-15), 2008 (13-15), 3008 (09-15), 4008 (12-15), 5008 (09-15) Traveller (16-20)

Engine Codes:

1.4 TDCi: DV4TD(8HT), DV4TD(8HX), DV4TD(8HZ), DV4TD(8HW), DV4TED4(8HX), DV4TED4(8HV), DV4TED4(8HY), DV4C(8HP), DV4C(8HR), DV4TED(8HS), F6JA, F6JB, F6JC

1.6 TDCi: DV6TED4(9HZ), DV6ATED4(9HX), DV6TED4(9HY), DV6DTED(9HP), DV6C(9HR), DV6CATED(9HX), DV6C(9HL), DV6TED(9HP), DV6ATED(9HY), DV6TED4(9HV), DV6TED4(9HX), DV6C(9HD), DV6C(BHX), DV6C(BHZ), DV6(9HR), DV6BTED4(9HW), DV6DTED(9HJ), DV6ETED(9HN), DV6TED4BU(9HS), DV6BTED4(9HT), DV6BUTED4(9HT), DV6TED4B(9HV), DV6UTED4(9HX), DV6TED(9HD), DV6UTED4(9HU), DV6D(9HP), DV6TED4(9HV), DV6C(9HD), DV6TED4(9HW), DV6AT(9HX), DV6ATED(9HX), DV6CTED(9HC), DV6AUTED4(9HX), DV6TED4B, DV6DTED(9HF), HHJA, HHJB, G8DA, G8DB, HHDA, HHDB, MZ-CD, Y6

1.8 TDCi: BHPA, C9DA/B, FFBA, G6DA, G6DB, G6DC, HCPA, HCBP, KKDA, P7PA, P9PA, R2PA, R3PA, RWPA

1.8 D: C9DC, RTN, RTQ

1.8 TDi: C9DA/B, C9DC

2.0 TDCi/HDi: AZWA, G6DA, G6DB, G6DC, RHE(DW10CTED4), QXWA, QXWB



Use our online Timing Tool Kit Finder to search for kits, www.sealey.co.uk



B

NEW



Belt



B VS5255

Engine Timing Check Kit 1.2 GDI PureTech for PSA - Belt Drive

This kit provides an accurate and time saving method to check the timing belt for deterioration and stretch. Belt stretch may lead to incorrect camshaft timing. Supplied in a storage foam with full instructions.

OEM Tools:

Citroen: 0109-6, 0109-2B0109-2C, 0109-2D, 0197-N

Peugeot: 0109-6, 0109-2B0109-2C, 0109-2D, 0197-N

Vauxhall: EN-52127-2

Applications:

Citroen: Berlingo IV (18-20), C1II (14-18), C3 III (12-17), C3 IV (16-18), C4 Cactus (14-20), C4 Aircross (18-20), C-Elysee (12-18), DS3 (12-18)

Peugeot: 108 (14-18), 208 (12-21), 2008 (13-21), 301 (12-20), 308 (13-21), 3008 (16-21), 508 (19-21), 5008 (14-21), Partner III (15-18) Partner IV (18-21) Rifter (19-21)

Toyota: Aygo (14-18)

GM: Crossland X (17-20), Combo E (18-20), Grandland X (17-20)

Engine Codes:


1.2 VTi: 1PP(HM01), EB2 (HMZ), EB2DTS(HNY), EB2 (HMW), EB2M (HMY), EB2 (HMZ), EB2DTS(HNY), HMP (EB2FB), HMT(EB2D), HMU(EB2D), HMV (EB2M), HMY (EB2M), HMZ (EB2), HMZ (EB2D), HMZ (EB2F), HMZ (EB2FB)

1.2 E-VTi: HMZ (EB2F), EB2F (HMZ)

1.2 PureTech THP: HNZ (EB2DT)

1.2 PureTech VTi: EB2ADS (HNS), EB2D(HMT), EB2ADJ (HNP), EB2ADT (HNC), EB2ADTX (HNN), EB2DTS (HNW), EB2DTM (HNV), EB2DTSM (HNW), EB2FA (HMR), EB2FAD (HMH), EB2FAD (HMM), EB2DT (HNZ), EB2F (HMX), EB2F (HMT), EB2F(HMZ), EB2DTS(HNY), EB2M(HMY)

Associated Tools: VSE5092 - Petrol Engine Timing Tool Kit (see page 390)



C



FORD
PSA

C VSE6299

Auxiliary Belt Tensioner Wrench - Ford, PSA

Designed to provide a safe and controlled method of adjusting the belt tensioner when removing/refitting the auxiliary belt. Suitable for Ford and PSA 1.4D and 1.6D diesel engines.

A VS5300MK
48pc Master Timing Tool Kit - PSA - Belt/Chain Drive

Master Timing Tool Kit for PSA vehicles. Covers a wide range of petrol and diesel engines. Suitable for popular PSA vehicles from 1993 to present. Also suitable for a small range of GM vehicles. Supplied in a high quality storage foam suitable for toolbox drawers. Foam Size: 560 x 390 x 45mm.

Applications:

Citroen: Berlingo I (99-07), Berlingo II (97-07), Berlingo III (02-18), BX (93-94), C-Crosser (07-12), C-Elysee (10-18), C1 (05-10), C2 (02-10), C1 II (14-20), C15 (93-02), C3 I (02-10), C3 II (02-10), C3 Classic (02-10), C3 III (05-17), C3 Picasso (14-17), C3 Pluriel (03-10), C4 (04-11), C4 II (11-18), C4 Cactus (14-18), C4 II Picasso (06-18), C4 II Grand Picasso (06-15), C4 Space Tourer (2018), C5 (00-04), C5 II (04-10), C5 III (10-15), C6 (06-11), C8 (02-15), Dispatch I (99-07), Dispatch II (07-12), Dispatch III (07-16), Jumpy I (94-07), Jumpy II (99-07), Jumpy III (07-16), DS3 (14-15), DS4 (11-15), DS5 (12-15), Relay I (94-06), Relay II (02-06), Jumper I (97-06), Jumper II (99-07), Jumper III (07-12), Nemo (08-15), Saxo (96-03), Synergie (99-02), Xsara I (97-00), Xsara II (00-10), Xsara Picasso (95-10), Xantia (95-01)

Peugeot: 106 (97-03), 1007 (05-10), 107 (05-10), 108 (14-18), 206 (98-09), 206CC (00-07), 206+ (01-13), 207+ (12-14), 2008 (13-18), 208 (12-21), 301 (12-20), 306 (96-03), 307 (01-09), 308CC (03-09), 3008 (09-21), 308 (07-21), 308CC (09-15), 406 (96-04), 406 Coupe (99-06), 4007 (07-10), 407 (04-11), 407 Coupe (07-09), 5008 (09-21), 508 (09-21), 605 (95-00), 607 (00-11), 806 (98-02), 807 (02-15), Bipper (08-15), Boxer (94-02), Boxer II (01-06), Expert I (99-16), Expert II (99-16), Expert III (07-16), Expert IV (16-20), Partner I (99-11), Partner II (99-11), Partner III (08-18), Partner IV (18-21), Rifter (19-21), RCZ (14-20), Traveller (16-20)

GM: Combo E (18-20), Crossland X (18-20), Grandland X (17-20)

Engine Codes:

1.0: EBOF (ZMZ), EBO (ZMZ), CDY (TU9MY), CDZ (TU9MY), CDY (TU9M/L3), CDZ (TU9ML), TU9M (CDY), TU9M (CDZ)

1.1: HFX (TU1JP), HFX (TU1V), HFV (TU1A), HFX (TU1JP/L4), HDY (TU1M/L3), HDZ (TU1M/L3), HMZ (TU1M/L3), TU1JP (HFX), TU1JP (HFY), TU1JP (HFZ)

1.2: HNZ (EB2DT), HMZ (EB2F), HMZ (EB2), HNY (EB2DTS), HMY (EB2M), HMV (EB2M), HMU (EB2D), EB2ADT (HMK), EB2ADJ (HNP), EB2D (HMT), EB2 (HMZ), EB2DT (HNZ), EB2F (HMX), EB2F (HMZ), EB2DTS (HNY), EB2FA (HMR), EB2M (HMY), HNZ (EB2DT), B2ADTS/LEG, EB2ADJ (HNP), EB2DTM (HNV), EB2DTS/LEG, EB2ADTS(HNS)/LES/D12, EB2ADT (HNP)/LES/D12XHT, EB2ADTS(HNS)/LES/D12XHT, EB2DTS/LES/B12XHT, EB2ADT/LES, EB2DT/LES, EB2F/LES, EB2FA/LEZ, EB2FAD (HMH), EB2FAD (HMM)

1.4: 8HT (DV4TD), TU3JP/IFL4 (KFX), TU3A (KFT), KFV (TU3A), TU3A (KFV), TU3JP (KFV), TU3A (KFW), ET3JP4 (KFU), TU3JP/L3 (KFX), ET3J4 (KFU)

1.4D: 8HS (DV4TED), 8HT (DV4TD), 8HW (DV4TD), 8HX (DV4TD), 8HV (DV4TED4), 8HX (DV4TED4), 8HY (DV4TED4), 8HZ (DV4TD), DV4TD (8HT), DV4TD (8HX), DV4TD (8HZ)

1.5: TUD5B (VJY), TUD5 (VJY), TUD5 (VJZ), TUD5B (VJX)

1.6: NFP (EC5F), NFS (TU5JP4S), NFT (TU5JP/L4), NFU (TU5JP4), NFU (TU5JP4/L4), NFV (TU5JP/L4), NFX (TU5JP4/L3), TU5J2 (NFW), TU5J4 (NFU), TU5J4/L3 (NFX), TU5J4/L4 (NFX), TU5JP (NFT), TU5JP/L3 (NFZ), TU5JP4 (NFU/NFZ), TU5JP4B (NFR)

1.7D: 161A (XUD7/L), XUD7 (161A)

1.8: EW7A (6FY), 6FY (EW7A), EW7J4 (6FZ), LFX (XU7JB/L3), LFX (XU7JP4/L3), LFZ (XU7JP/L3), XU7JB (LFX)

1.9D: WJY (DW8B/LW4), WJY (DW8B), WYZ (DW8B/L4), WJZ (DW8/L/W3), (DHX) XUD9UTF, (DJY) XUD9Y

2.0: RFN (EW10J4R/L5), RFS (XU10J4RS/L3), RFN (EW10J4/L4), RFH (EW10A), RFW (XU10J2U), RFL (XU10J2U), EW10D (RLZ), EW10J4 (RFN), EW10J4 (RFR), EW10J4/L5 (RFN), EW10J4S (RFK), XU10J2U (RFL), XU10J2U/X3 (RFW), XU10J4R (RFV)

2.0D: RHD (DW10C), RHE (DW10CTED4), RHZ (DW10ATED), RHH (DW10C), RHH (DW10CTED4), RHD (DW10CTED4), RHK (DW10UTED4), RHM (DW10ATED4), RHR (DW10BTED4), RHT (DW10ATED4/L4), RHW (DW10ATED4), RHC (DW10CTED4), RHY (DW10TD), RHG (DW10UTED4), RHW (DW10JATED4), RHX (DW10ATED/L3), RHX (DW10BTED/L3), RHV (DW10UTD), DW10TD (RHY), DW10ATED (RHS), DW10BTED4 (RHR), DW10BTED4 (RHF), DW10FD (AHR), DW10FD (AHX), DW10FC (AHW), DW10CTED4 (RHC), DW10CTED4 (RHD), DW10CTED4 (RHE), DW10FD (AHV), DW10FD (AHS), DW10ATED (RHZ), DW10ATED4 (RHM), DW10BTED4 (RHL), DW10ATED4/L4 (RHT), DW10UTD (RHV), DW10CE (AHY), DW10BTED (RHX), DW10CD (AHZ), DW10CTED4 (RHH), DW10UTED4 (RHK)

2.2: 3FZ (EW12J4/L5), 4HK (DW12MTED4), 4HL (DW12CTED4), 4HN (DW12MTED4), 4HP (DW12BTED4), 4HR (DW12BTED4), 4HS (DW12BTED4), 4HT (DW12BTED4), 4HW (DW12TED4/L4), 4HX (DW12TED4), 4HY (DW12UTED), DW12ATED (4HZ), DW12ATED4/L4 (4HW), DW12BTED4 (4HS/4HT), DW12MTED4 (4HN), DW12UTED (4HY), EW12J4 (3FY/3FZ), EW12J4/L5 (3FZ)

2.5D: T9A (DJ5), THX (DJ5TDI), THX (DJ5TED), DJ5 (T9A), DJ5TED (THX)

A


Belt

Chain


B


Belt


**CITROEN
PEUGEOT
TOYOTA
VAUXHALL**
B VSE5093
Crankshaft Holding Tool - Citroen, Peugeot, Toyota, Vauxhall 1.0/1.2 - Belt Drive

Designed to counter-hold the crankshaft pulley to release and tighten the centre bolt. Suitable for 1.0 and 1.2 Citroen, Peugeot, Toyota and GM engines.

OEM Tools:

Toyota: 09960-10010

Applications:

Citroen: Berlingo IV (18-20), C1 II (14-18), C3 III (12-17), C3 IV (16-18), C4 Cactus (14-20), C4 Aircross (18-20), C-Elysee (12-18), DS3 (12-18)

Peugeot: 108 (14-18), 208 (12-22), 2008 (13-22), 301 (12-20), 308 (13-21), 3008 (16-21), 508 (19-21), 5008 (14-21), Partner III (15-18), Partner IV (18-21), Rifter (19-21)

Toyota: Aygo (14-18)

Vauxhall: Crossland X (17-20), Combo E (18-20), Grandland X (17-20)

Engine Codes:

1.0 VTi: EBO(ZMZ), EBOF(ZMZ), ZMZ(EBO)

1.2 VTi: HMZ (EB2F), EB2F (HMZ)

1.2 PureTech THP: HNZ (EB2DT)

1.2 PureTech VTi: EB2ADS (HNS), EB2D(HMT), EB2ADJ (HNP), EB2ADT (HMK), EB2ADTX (HNN), EB2DTS (HNW), EB2DTM (HNV), EB2DTSM (HNW), EB2FA (HMR), EB2FAD (HMH), EB2FAD (HMM), EB2DT (HNZ), EB2F (HMX), EB2F (HMT), EB2F(HMZ), EB2DTS(HNY), EB2M(HMY)

C
C VSE5590
Fuel Pump Sprocket Puller - Ford Transit 2.2 Puma Diesel - Chain Drive

Suitable for removing fuel pump sprocket on Ford 2.2 Puma chain drive diesel engines. From 2011 the fuel pump sprockets no longer have threaded holes fitted in them. This tool is a great time-saver as it allows the fuel pump to be removed without disturbing the timing chain.

OEM Tools:

303-249, 303-249/01

Applications:

Ford: Transit (11-14)

Land Rover: Defender (11-16)

Engine Codes:

2.2D: BG, ID4, QJBA

2.2D TDCi: CVRA, CVRB, CYFA, CYFB, CYRA, CYRB, DRFA, DRFB, DRRR, DRRR



Chain

**FORD
LAND ROVER**

A



Belt

Chain

FORD

**A VS5200MK****36pc Master Timing Tool Kit - Ford - Belt/Chain Drive**

Master timing tool kit for Ford vehicles. Covers a wide range of petrol and diesel engines from 1.0 to 3.2. Suitable for popular Ford vehicles from 1993 to present. Supplied in a high quality storage foam suitable for toolbox drawers. Foam size 560 x 390 x 45mm.

Applications: B-Max (12-18), C-Max (03-20), Cougar (98-01), Courier (96-02), EcoSport (13-18), Edge (15-18), Escort (93-02), Fiesta (95-18), Focus (98-18), Fusion (02-11), Galaxy (06-18), Grand C-MAX (10-20), Grand Tourneo Connect (13-18), Kuga (08-20), Mondeo (00-19), Orion (93-94), Puma (97-02), Ranger (11-20), S-MAX (06-18), Tourneo Connect (02-18), Tourneo Courier (14-22), Tourneo Custom (12-16), Transit (00-18), Transit Connect (02-18), Transit Courier (14-22), Transit Custom (14-16)

Engine Codes:

1.0: M1CA, M1CB, M1DD, M2DC, M2DA, M1JA, M1JE, M1JH, SFJB, SFJA, SFJD, P4JA, P4JB, P4JC, P4JD, SFJE, XMJA, XMJB, XMJC, XMJD, M1JC, M1JJ, M2DB, M2GB, SFDA, SFDB, SFDC, M2GA, SFCA, SFCB, SFCC, SFCD, SFCE, SFCF

1.25: DHA, DHB, DHC, DHD, DHE, DHF, DHG, F8JA, F8JB, FUJA, FUJB, M7JA, M7JB, SNJA, SNJB, SNJC, SNJD, STJA, STJB, STJC, STJD

1.4: ASDA, ASDB, FXJA, FXJB, FXJC, FXDA, FXDB, FXDC, FXDD, RTJA, RTJB, RTJC, RTJD, RTJE, SPJA, SPJC, SPJD, SPJE

1.4 TDCi: F6JA, F6JB, F6JC, F6JD, UTJA

1.5 EcoBoost: ENUG, M8DA, M8DB, M8DD, M8DE, M8MA, M8MB, M9DA, M9DB, M9DG, M9DH, M9MA, M9MC, M9MD, M9ME, UEJA, UEJB, UEJE, UNCA, UNCB, UNCC, UNCD, UNCE, UNCF, UNCL, UNCK

1.5 TDCi: UGJC, XUJA, XUJB, XVJA, XVJC, XXDC, XXDA, XWDE, XWDD, XWDA, XWDC, XWDB, XWDG, XXDD, XXDE, XUJH, XVJB, XUJF, XUJG, XUJK, XXDB, XVGA, XUGA, XVGB, XVGC, XWGB, XWGA, UGCA, UGCB, XWCA, XWCB

1.6: FYDA, FYDB, FYDC, FYDD, FYDH, FYJA, FYJB, FYJC, HWDA, HWDB, HXDA, HXDB, HXJA, HXJB, IQDA, IQDB, IQDC, IQJA, IQJC, JQDA, JQDB, JQMA, JQMB, JTBA, JTBB, JTMA, JTWA, JTWB, JTDA, JTDB, JQGA, JTJA, JTJB, JTJC, LIT, LIV, LIW, KGBA, MUDA, MUDD, PNBA, PNDA, PNDD, RHBA, RVJA, SHDA, SHDB, SHDC, SIDA, U5JA, XTDA, XTDB

1.6 TDCi: G8DA, G8DB, G8DC, G8DD, G8DE, G8DF, GPDA, GPDB, GPDC, HHDA, HHDD, HHJA, HHJB, HHJC, HHJD, HHJE, HHJF, NGDA, MTDA, UBJA, T1BA, T1BB, T1BC, T1DA, T1DB, T1GA, T1WA, T1WB, T3DA, T3DB, TZJA, TZJB, T3JA, T3JB, UBJA

1.7: MHA, MHB

1.8: CDBB, CGBA, CGBB, CHBA, CHBB, CSDA, CSDB, EYDB, EYDC, EYDD, EYDE, EYDF, EYDG, EYDI, EYDJ, EYDL, EYPA, EYPC, QQDA, QQDB, QQDC

1.8 TDCi: BHDA, BHDB, BHPA, C9DA, C9DB, C9DC, F9DA, F9DB, FFBA, FFDA, FFWA, HCPA, HCPB, KHBA, KKDA, KKDB, P7PA, P7BA, P9PA, P9PB, Q7DA, R2PA, R3PA, RFD, RFK, RTJ, RTK, RTN, RTP, RWPA, RWPC, RWPD, RWPE, RWPF

2.0: ALDA, AOBA, AOBC, AODA, AODB, AODE, AOWA, AOWB, AZBA, AZBC, CJBA, CJBB, D3FA, D5BA, D6BA, EDDB, EDBB, EDBC, EDBD, EDDB, EDDC, EDDD, EDDF, HJBA, HJBB, HJBC, HJBE, HMDA, N4JB, SDBA, SYDA

2.0 TDCi: ABFA, AZWA, AZWC, FIFA, G6DA, G6DB, G6DC, G6DD, G6DE, G6DF, G6DG, T7DA, T7DB, T7DD, T7CE, T7CF, T7CJ, T7CK, T7CL, T7CN, T7CP, T7MA, T7MB, T8CC, T8CD, T8CH, T8CI, T8CJ, T8CL, T8DA, T8DE, T8MA, T8MB, T9CA, T9CB, T9CC, T9CE, TBBA, TBBB, TBWA, TBWB, TXBA, TXDA, TXDB, TYBA, YDA, TYWA, UFBA, UFBB, UFCA, UFCD, UFDA, UFDB, UFMA, UFWA, UKBA, UKBB, UKDA, UKDB, UKMA, UKWA, XRMA, XRMB, XRMCA, FMBA, FMBB, KLBA, IXDA, KLWA, LPBA, N7BA, N7BB

2.2 TDCi: CRFF, CVF5, CVFF, CVR5, CVRA, CVRB, CYF5, CYFA, CYFB, CYFF, CYFG, CYR5, CYRA, CYRB, DRF5, DRFA, DRFB, DRFC, DRFG, DRR5, DRRR, DRRB, GBVA, KNBA, KNBB, KNWA, KNWB, P8FA, P8FB, PGFA, PGFB, Q4BA, Q4WA, QJBA, QJBB, QJBC, QJBD, QVFA, QWFA, SRFA, SRFB, SRFC, SRFD, SRFE, UHFA, UHFV, UHR5, USRA, USRB, UYR6

2.3: GFZA, GFZB, GFZC, SEBA, SEWA

2.4 TDCi: D2FA, D2FB, DOFA, D4FA, F4FA, FXFA, H9FA, H9FB, H9FD, JXFA, JXFC, PHFA, PHFC

3.2 TDCi: SA2R, SAFA, SAFB

B



Belt

CITROEN
PEUGEOT
TOYOTA**B VSE5092****Timing Tool Kit - PSA, GM, Toyota 1.0 VTi, 1.2 VTi - Belt Drive**

Contains the essential tools required for timing belt replacement on PSA, GM and Toyota 1.0 and 1.2 VTi Pure-Tech 3-cylinder belt drive petrol engines. Supplied in storage case with instructions and a warning tag.

OEM Tools:

PSA: 0109-2A, 0109-2B
GM: EN52127-1, EN52127-2

Applications:

Citroen: Berlingo IV (18-20), C1II (14-18), C3 III (12-17), C3 IV (16-18), C4 Cactus (14-20), C4 Aircross (18-20), C-Elysee (12-18), DS3 (12-18)

Peugeot: 108 (14-18), 208 (12-22), 2008 (13-22), 301 (12-20), 308 (13-21), 3008 (16-21), 508 (19-21), 5008 (14-21), Partner III (15-18), Partner IV (18-21), Rifter (19-21)

Toyota: Aygo (14-18)

Vauxhall: Crossland X (17-20), Combo E (18-20), Grandland X (17-20)

Engine Codes:

1.0 VTi: EBO(ZMZ), EBOF(ZMZ), ZMZ(EBO)

1.2 VTi: 1PP(HM01), EB2(HMZ), EB2DTS(HNY), EB2(HMW), EB2M(HMY), EB2(HMZ), EB2DTS(HNY), HMP(EB2FB), HMT(EB2D), HMU(EB2D), HMY(EB2M), HMY(EB2M), HMZ(EB2), HMZ(EB2D), HMZ(EB2F), HMZ(EB2FB)

1.2 E-VTi: HMZ(EB2F), EB2F(HMZ)

1.2 PureTech THP: HNZ(EB2DT)

1.2 PureTech VTi: EB2ADS(HNS), EB2D(HMT), EB2ADJ(HNP), EB2ADT(HNK), EB2ADTX(HNN), EB2DTS(HNW), EB2DTM(HNV), EB2DTSM(HNW), EB2FA(HMR), EB2FAD(HMH), EB2FAD(HMM), EB2DT(HNZ), EB2F(HMX), EB2F(HMT), EB2F(HMZ), EB2DTS(HNY), EB2M(HMY)

C



Belt

**C VSE5094****Timing Belt Checking Gauge - PSA 1.0/1.2 - Belt Drive**

Suitable for 1.0 and 1.2 Citroen, Peugeot, Toyota and GM belt in oil engines. Fast and accurate way to check for belt degradation.



A NEW



Belt

**CITROEN
PEUGEOT
FORD**

A VS5258

High Pressure Fuel Pump Sprocket Locking Pin PSA/Ford

Designed to lock the high pressure fuel pump sprocket to enable the sprocket nut to be removed. Facilitates the removal of the high pressure fuel pump. Equivalent to OEM 0194-J. Use in conjunction with Model No. VSE5846 (see page 386).

OEM Tool: 0194-J

Applications:

Citroen: Berlingo (05-11), Berlingo II (05-11), Berlingo III (02-15), C2 (07-10), C3 (05-10), C3 II (08-10), C3 III (05-14), C3 Picasso (09-18), C4 (09-11), C4 II (11-13), C4 Picasso (05-16), C4 Grand Picasso (06-12), C5 II (04-08), C5 III (04-10), Dispatch (04-08), DS3 (05-12), DS4 (08-12), DS5 (08-12)

Ford: B-Max (06-13), C-Max (11-15), Grand C-Max (11-15), Fiesta (11-13), Focus (11-15), Galaxy (11-15), S-Max (11-15), Transit Connect (13-16), Tourneo Connect (13-15), Grand Tourneo Connect (13-15)

Peugeot: 1007 (06-10), 206 (04-07), 206 CC (05-07), 207 (06-13), 207 CC (07-15), 208 (11-15), 2008 (13-15), 301 (12-16), 307 (04-08), 308 (07-15), 308 CC (09-10), 3008 (09-15), 407 (05-11), 4008 (12-15), 508 (03-11), 5008 (05-14), Expert III (09-18), Partner (05-11), Partner II (05-10), Partner III (03-15), Rifter (18-19), Traveller (16-18)

Volvo: C30 (06-13), S40 (04-12), S60 (11-15), S80 (11-15), V40 (12-15), V50 (04-12), V60 (11-15), V70 (11-15)

Engine Codes:

1.6HDI: DV6TED4(9HZ), DV6TED4(9HY), DV6C(9HR), DV6ATED(9HX), DV6TED4(9HX), DV6C(9HL), DV6BTED4(9HW), DV6CTED(9HL), DV6CTED(9HR), DV6CTED(9HD), DV6AUTED4(9HX), DV6BTED4(9HT), DV6BUTED4(9HT), DV6DTE(9HE), DV6DTE(9HF), DV6ETED(9HN), DV6UTED4(9HU), DV6D(9HP), DV6TED4(9HV), DV6DTE(9HJ), DV6C(9HC), DV6CETEDM(9HK), DV6DTE(9HP), DV6CM(9HG), DV6TED4(9HW), DV6CTED(9HC), DV6CTED4(9HR), DV6CTED4(9HL), DV6TED4B(9HS), DV6TED4B(9HV), DV6DTE(9HJ), DV6FCU(BHX), DV6FCU(BHS), DV6FCU(BHV)

1.6TDCi: T3JB, T3DB, G8DF, T1WA, UGBA, T1GA, D4164T, D4162T

Associated Tool: VSE5846 Timing Tool Kit - PSA, Ford, Volvo 1.4D/1.5D/1.6D HDi/TDCi - Belt Drive (see page 386)

C



Chain



**FORD
CITROEN
FIAT
JAGUAR
LAND ROVER
LDV
PEUGEOT**

C VSE5842

Timing Tool Kit - Fiat, Ford, JLR, LDV, PSA 2.0D/2.2D/2.4D/3.2D - Chain Drive

Provides timing retention for Ford 2.0, 2.2, 2.4 and 3.2 Duratorq 'Puma' chain diesel engines. Kit comprises Flywheel Locking Pins (common rail and non-common rail), Camshaft and Injection Pump Locking Pins, Tensioner Locking Pin.

OEM Tools:

Ford: 303-698 (21-251), 303-675 (21-234)

Citroen/Peugeot: 0198.B2, 0198.A, 0198.J

Fiat: 2.000.016.500, 2.000.017.100

Jaguar: 303-698

Land Rover: 303-698

LDV: LDV167, LDV173

Applications:

Ford: Mondeo (00-07), Ranger (11-17), Transit (00-14)

Citroen: Relay/Jumper III (06-12)

Fiat: Ducato (06-14)

Jaguar: X-Type (03-10)

Land Rover: Defender TD4 (06-11)

LDV: Convoy (02-06)

Peugeot: Boxer III (06-14)

B



Chain

**CITROEN
PEUGEOT
BMW
MINI**



B VSE6156

Balance Shaft Alignment Tool Kit - BMW, BMW Mini, Citroen, Peugeot - Chain Drive

Essential tools for the removal/installation of the timing chain assembly on a range of BMW, BMW Mini and PSA petrol engines. Kit includes balance shaft aligners, crankshaft gear holding tools and chain tensioner locking pin. Timing tool kits covering engine timing are available separately for each engine.

OEM Tools: 11.3.340, 11.4.360, 11.5.140, 11.9.280, 11.9.330

Applications:

BMW 1 Series: 116i E81/82/87/88 (04-09), 118i E81/82/87/88 (04-14), 120i E81/82/87/88 (04-14), 125i E82 (07-12), 130i E81/87 (05-12), 135i E82 (07-12)

BMW 3 Series: 316i/ti Compact E46 (01-07), 316i E90/91/92/93 (05-14), 318i/ti Compact E46 (01-07), 318i E90/91/92/93 (05-12), 320i E90/91/92/93 (05-12), 323i E90/91/92/93 (04-11), 325i E90/91/92/93 (04-12), 330i E90/91/92/93 (04-14), 335i E90/91/92/93 (04-14)

BMW 5 Series: 520i E60/61 (07-10), 523i E60/61 (04-10), 525i E60/61 (04-10), 530i E60/61 (05-10)

BMW 6 Series: 630i E63/64 (04-11)

BMW 7 Series: 730i E65/66 (04-12)

BMW X Series: X1 sDrive 18i E84 (10-12), X1 xDrive 18i E84 (10-12), X3 2.0 E83 (05-10), X3 2.5/3.0 E83 (06-10), X5 3.0 E70 (06-10)

BMW Z Series: Z4 2.0 E85/86 (04-09), Z4 2.5/3.0 E85/86 (05-09)

BMW Mini: Clubman (R55) (08-14), Cooper S R55/56 (06-10), Cooper R55/56 (06-10), Mini One R56 (07-10), Mini R56/57 (08-15), Cooper R58 (11-15)

Citroen: Berlingo (09-16), C3 Picasso (09-15), C3 III (10-15), C4 Picasso/Grand Picasso (08-13), C4 (08-11), C4 II (11-15), C5 III (09-14), DS3 (04-15), DS4 (11-15), DS5 (12-15)

Peugeot: 207 (06-13), 207CC (07-15), 208 (13-15), 2008 (13-15), 308 (07-15), 308CC (09-15), 3008 (09-15), 508 (11-15), 5008 (09-15), Partner III (09-16), RCZ (10-16)

Engine Codes:

BMW: N40; B16A, N42; B18A, B20A, N45T; B16AC, N46; B18, B20, B20B, N46T; B20, B20B, B20BD, B20BZ, B20O2, N52; B25A, B25AE, B30, B30A, B30A/OO, B30AF, B30F, B30U1, N52K; B25A, B25AE, B25AF, B25AF/O1, B25BE, B25U1, B30A, B30AE, B30AF, N53; B25A, B30A, N54; B30A, B30A/AA, B30T0

BMW Mini: N12; B14, B14AB, B16A, N14; B16A, B16CD, B16CD/T0

PSA: EP3(8FP), EP3(8FS), EP3C(8FN), EP3C(8FP), EP3C(8FR), EP6(5FP), EP6(5FW), EP6C(5FH), EP6C(5FK), EP6C(5FS), EP6C(5FW), EP6CDT(5FE), EP6CDT(5FM), EP6CDT(5FN), EP6CDT(5FV), EP6CDTE(5FR), EP6CDTM(5FE), EP6CDTM(5FM), EP6CDTX(5FU), EP6DT(5FT), EP6DT(5FX), EP6DTE(5FR), EP6DTE(5FX), EP6DTS(5FD), EP6DTS(5FF), EP6DTS(5FY)

Associated Tools: VSE5911A - Timing Tool Kit - BMW N42/N46/N46T 1.8, 2.0 - Chain Drive (see page 383), VSE6131 - Timing Tool Kit - BMW Mini, Citroen, Peugeot - Chain Drive (see page 381)

C VSE5842 Engine Codes:

2.0D: ABFA, D3FA, D5BA, D6BA, F3FA, FIFA, FMBA, FMBA, HJBA, HJBB, HJBC, HJBE, N7BA, N7BB, SDBA

2.2D HDi/Tdi: 4HV, CVRB, CYFA, CYFB, CYFC, DRFA, DRFB, DRFC, P22DTE(4HG), P22DTE(4HH), P22DTE(4HJ), P22DTE(4HM), P22DTE(4HU), P22DTE(4HV), P8FA, P8FB, PGFA, PGFB, QJBA, QJBA(BG), QJBB, QJBC, QJBD, QVFA, QWFA, SRFA, SRFB, SRFC, SRFD, SRFE, UHFA, USRA

2.4D Di/TDCi: 244DT, D2FA, D2FB, D4FA, DOFA, F4FA, FXFA, H9FA, H9FB, H9FD, JXFA, JXFC, PHFA, PHFC, ZSD 424

3.2D TDCi: SAFA, SAFB

Associated Tool: VSE5944 - Auxiliary Belt Tension Tool (see page 396)



A



Belt

Chain

FORD

A VSE5843

Timing Tool/Timing Chain/Pump Remove-Install Kit Ford 1.8D - Belt/Chain Drive

Essential tools for timing belt replacement on 1.8D TDi/TDCi chain drive diesel engines fitted to Ford vehicles, also suitable for high pressure fuel pump "Wet Belt" applications. Features injection/high pressure pump sprocket holder and timing chain cover alignment tools. Supplied in storage case.

OEM Tools: 303-193 (21-104), 303-393 (21-168), 303-376 (21-162B), 303-652 (21-230), 310-095 (23-067)

Applications: C-Max (07-10), Courier (00-02), Fiesta (00-02), Focus (98-11), Focus C-Max (03-07), Galaxy (06-10), Mondeo (07-10), S-Max (06-14), Tourneo Connect (02-13), Transit Connect (02-13)

Engine Codes:

1.8D TDCi: BHBA, F9DA, F9DB, FFBA, FFDA, FFWA, HCPA, HCPB, KHBA, KKDA, KKDB, P7PA, P9PA, P9PB, QYBA, QYWA, R2PA, R3PA, RWPA, RWPC

1.8D TDCi ECOnetic: KHBA

1.8D Tdi: BHDA, BHDB, BHBA, C9DA, C9DB, C9DC

1.8D Turbo: C9DC, RTN, RTP, RTQ

Associated Tool: VSE50422 - Camshaft Sprocket Puller - Citroen/Ford/Peugeot/Mazda (see page 387)



C



Chain

FORD
JAGUAR
LAND ROVER

C VSE5863


Timing Tool Kit Ford, Jaguar, Land Rover 2.2D/3.2D TDCi - Chain Drive

Suitable for Ford 2.2TDCi Duratorq chain drive diesel engines. Includes useful crankshaft holding wrench, and a slimline camshaft locking pin to allow the exhaust camshaft sprocket to be removed with the pin in situ.

OEM Tools:
Ford/Jaguar: 303-1310, 303-698, 303-732

Applications:
Ford: Transit (06-18), Ranger (11-18)
Jaguar: X-Type (05-10)
Land Rover: Defender (11-16)

Engine Codes:
2.2: QJBA, BG, ID4
2.2 TDCi: CVFF, CVR5, CYFF, CYF5, CYR5, DRF5, DRFF, DRR5, GBVAJPF, GBVAJQJ, PGFA, PGFB, P8FA, P8FB, QVFA, QWFA, SRFA, SRFB, SRFC, SRFD, SRFE, UHFA, UHR5
2.2D TDCi ECOnetic: DRFC, DRFG, CYFC, CYFG
2.2D TDCi HDT: UYR6, USR6
3.2D TDCi: SAFA



B



Chain

FIAT
FORD
PSA
JAGUAR
LAND ROVER
LDV

B VSE6940


Timing Tool & Fuel Injection Pump Kit - Chain Drive

Comprehensive timing tool kit for 2.0D, 2.2D and 2.4D Duratorq chain driven diesel engines fitted in Citroen, Fiat, Ford, Jaguar, Land Rover, LDV and Peugeot vehicles. Kit includes sprocket retaining plates for both early and later engines and access cover removal tools for injection pump removal/installation. Supplied in storage case with a warning tag.

OEM Tools:
Ford: 303-698, 303-675, 303-679A, 303-1151
PSA: 189-B2, 0189-A, 0188-P, 0189-J
Fiat: 2.000.016.500, 2.000.018.000
Jaguar: 303-698, 303-675, 303-679A, 303-1151
Land Rover: 303-698, 303-675, 303-679A, 303-1151
LDV: LDV167, LDV173

Applications:
Citroen: Relay/Jumper III (06-13)
Fiat: Ducato (06-11)
Ford: Mondeo (00-07), Transit (00-14)
Jaguar: X-Type (03-10)
Land Rover: Defender TD4 (06-11)
LDV: Convoy (02-06)
Peugeot: Boxer III (06-12)

Engine Codes:
2.0D Di/TDdi/TDCi: ABFA, D3FA, F3FA, D5BA, D6BA, FIFA, FMBA, FMBB, HJBA, HJBB, HJBC, HJBE, N7BA, N7BB
2.2D TDCi/ECOnetic: BG, CYFA, CYFB, CYFC, DRFA, DRFB, DRFC, P8FA, P8FB, PGFA, PGFB, QJBA, QJBA (BG), QJBB, QJBC, QJBD, QVFA, QWFA, SRFA, SRFB, SRFC, SRFD, SRFE, UHFA
2.2D HDi/JTD: P22DTE (4HM), P22DTE (4HU), P22DTE (4HV)
2.4D Di/TDCi: DOFA, D2FA, D2FB, D4FA, F4FA, FXFA, H9FA, H9FB, H9FD, JXFA, JXFC, PHFA, PHFC
2.4D TD/TDi: ZSD 424



D



FORD
PSA

D VSE6299

Auxiliary Belt Tensioner Wrench - Ford, PSA

Designed to provide a safe and controlled method of adjusting the belt tensioner when removing/refitting the auxiliary belt. Suitable for Ford and PSA 1.4D and 1.6D diesel engines.

A



Belt

FORD



A VSE5640

Timing Tool Kit - Ford 2.0TDCi EcoBlue - Belt Drive

Designed to fit the new generation of Ford EcoBlue belt in oil diesel engines. Contains the special tooling essential for locking the engine in its timing position. Includes tools for fitting the timing belt onto the camshafts. Supplied in a storage case with warning tag and full instructions.

OEM Tools:	303-1643, 303-1637, 303-165
Applications:	Transit (16-18), Transit Custom (16-19), Tourneo Custom (16-18)
Engine Codes:	YLFS, YMFS, YNFS, YLF6, YMF6, YNF6, YLR6, YMR6, YNR6

B



Belt

FORD
VOLVO



B VS790

Stretch Belt Installation Tool - Ford, Volvo - Belt Drive

Stretch belt fitting kit for Ford and Volvo. Time-saving tool designed for use when universal tools will not work due to the wider crankshaft pulley which restricts access. One part of the kit clips over the crankshaft pulley to guide the belt, the other part fits over the water pump pulley, and by using a 17mm socket, is simply rotated until the belt is located correctly on all the pulleys. Suitable for Ford 1.4, 1.6 (Focus, C-Max, Mondeo) and Volvo 1.6 (S40, C30, V50) petrol engines.

C



Belt

FORD



C VSE6541

High Pressure Fuel Pump Remover/Installer - Ford 2.0D EcoBlue Belt Drive

Essential tool for removing/installing the high pressure fuel pump which allows drive gear to retain its timed position when pump is removed. Supplied in a storage case with full instructions.

Applications:	Transit (17-18), Tourneo Custom (16-18), Transit Custom (16-18)
Engine Codes:	YFMS, YNFS, YLF6, YMF6, TNF6, YLR6, YMR6, YNR6

D



Belt

FORD



D VSE6712

Camshaft Pulley Alignment Pins - Ford 2.0D - Belt Drive

Camshaft Alignment Pins suitable for Ford vehicles fitted with the DW10F 2.0D engines. Ensures the camshaft is locked in position while removing and refitting the high pressure fuel pump.

OEM Tools:	303-1667/1, 301-1667/2
Applications:	C-Max (15-18), Grand C-Max (15-18), Edge (15-18), Focus (14-18), Galaxy (15-18), Kuga (14-18), Mondeo (14-18), S-Max (15-18)
Engine Code:	DW10F

E NEW



Chain

JAGUAR
LAND ROVER
RANGE ROVER



E VSE3036

Fuel Pump Locking/Removal Tool - JLR 2.0D Ingenium Engine

Designed to lock the fuel pump sprocket and timing chain into position while the pump is removed/replaced.

OEM Tool:	303-1627
Applications:	E-Pace (17-21), F-Pace (16-21), XE (15-20), XF (15-21)
Jaguar:	
Land Rover:	Discovery (17-21), Discovery Sport (15-19), Defender (19-21)
Range Rover:	Evoque (15-19), Sport (16-18), Velar (17-21)
Associated Tool:	VSE3037 - Timing Tool Kit - JLR 2.0/2.0D Ingenium Engine - Chain Drive (see page 401)

F



Belt

FORD



F VSE6542

Vibration Damper/Pulley Puller - Ford 2.0 TDCi EcoBlue Engine

Suitable for Ford Transit fitted with EcoBlue 2.0 TDCi engine. Equivalent to OEM 205-295 and 204-158-01 (crankshaft end protection spigot). Keep forcing screw well lubricated, not suitable for use with an impact wrench.

OEM Tools:	205-295, 204-158-01
Applications:	Transit (17-18), Tourneo Custom (16-18), Transit Custom (16-18)
Engine Codes:	YFMS, YNFS, YLFS, YMF6, TNF6, YLR6, YMR6, YNR6

A VSE5042A

Timing Tool Combination Kit - Ford, PSA - Belt/Chain Drive

Timing tool combination kit suitable for a wide range of belt or chain driven petrol and diesel engines. Contains a camshaft sprocket puller and flywheel locking tools. Supplied in a storage case with instructions and a warning tag.

OEM Tools:

Ford: 303-732, 303-620, 303-507, 303-193, 303-393A, 303-393-02, 303-393-01, 303-651, 303-376, 303-734, 303-1054, 303-748, 303-1097, 303-1059, 303-735

Peugeot/Citroen: 21-229, 0194-C, 0194-B

Mazda: 49JE01054, 49JE01061, 49JE02021

Suzuki: 09910-05410, 09910-05410

Volvo: 999-7151, 999-7169, 999-7406, 999-7429, 999-7121, 999-7122

JLR: 303-1272, 303-748, 303-1270

Applications:

Citroen: Berlingo (05-11), Berlingo II (05-11), Berlingo III (08-18), Berlingo IV (18-19), C1 (05-10), C2 (03-10), C3 (02-10), C3 II (02-10), C3 III (10-17), C III IV (16-18), C3 Pluriel (04-10), C3 Picasso (09-17), C4 (04-11), C4 II (11-18), C4 Picasso (06-18), C4 Grand Picasso (06-18), C4 Cactus (14-18), C5 II (04-08), C5 III (04-15), C-Elysee (14-18), DS3 (10-12), DS4 (11-12), DS5 (12-15), Dispatch (07-12), Jumpy III (07-12), Nemo (08-10), Xsara II (02-04), Xsara Picasso (04-10)

Fiat: Scudo (07-12)

Ford: B-Max (12-18), C-MAX (07-20), Cougar (98-01), Courier (00-02), EcoSport (03-18), Escort (94-98), Fiesta (95-21), Focus (98-20), Focus C-MAX (03-11), Fusion (02-12), Grand C-MAX (10-20), Galaxy (06-15), Kuga (08-18), Maverick (01-07), Mondeo (93-15), Orion (94-94), Puma (97-02), S-MAX (06-15), Tourneo Connect (02-13), Transit Connect (02-16), Transit (06-11), Transit Courier (12-20), Grand Tourneo Connect (13-15), Tourneo Courier (14-15)

Jaguar: XF (12-16), XJ (13-17), XE (15-17)

Land Rover: Freelander 2 (12-15), Discovery Sport (15-17)

Mazda: 2 (02-12), 3 (09-15)

Peugeot: 107 (05-10), 1007 (05-10), 206 (01-11), 206+ (09-13), 206 CC (05-07), 207 (06-13), 207 CC (07-15), 208 (11-18), 307 (01-08), 308 (07-18), 308 CC (09-15), 407 (05-11), 508 (04-17), 2008 (13-17), 3008 (09-18), 4008 (12-15), 5008 (09-17), Bipper (08-10), Expert III (07-12), Partner (05-11), Partner II (05-11), Partner III (08-17)

Range Rover: Evoque (11-17)

Suzuki: Liana (04-08), SX4 (07-11)

Toyota: Aygo (05-10)

Volvo: C30 (06-13), S40 (04-12), V40 (12-15), V40 Cross Country (13-15), V50 (04-12), V60 (11-15), V70 (11-15), S60 (11-15), S80 (09-15)

Engine Codes:

1.25 16v: DHA, DHB, DHC, DHD, DHE, DHF, DHG, F8JA, F8JB, FUJA, FUJB, M7JA, M7JB, SNJA, SNJB, SNJC, SNJD, STJA, STJB, STJC, STJD

1.4 16v: ASDA, ASDB, FHA, FHB, FHD, FHE, FHF, FXDA, FXDB, FXDC, FXDD, FXJA, FXJB, FXJC, RTJA, RTJB, SPJA, SPJC, SPJD, SPJE, SP5D, SP5E, UTJA

1.4 D-4D, 1.4DDiS, 1.4TDCi, 1.4Hdi: DV4TD(8HT), DV4TD(8HX), DV4TD(8HZ), DV4TD(8HW), DV4TED4(8HX), DV4TED4(8HV), DV4TED4(8HY), DV4C(8HP), DV4C(8HR), DV4TE(8HS), F6JA, F6JB, F6JC, F6JD, KVJA, DV4(8HY), ZWZ-TV

1.5 EcoBoost: M8DA, M8DB, M8DF, M8MA, M9DA, M9DB, M9MA, UNCE, UNCF, UNCI, UNCJ, UNCK

1.5TDCi: ENUG, UGCA, UGJC, XUJA, XUJB, XUJF, XUJG, XUJH, XUJK, XUJN, XWDA, XWDB, XWDC, XWDD, XWDE, XWJB, XWJC, XXDA, XXDB, XXDC, XXDD, XXDE

1.6 16v: FYDA, FYDB, FYDC, FYDD, FYDH, FYJA, FYJB, FYJC, HWDA, HWDB, IQBD, IQJA, IQJC, L1F, L1J, L1N, L1Q, L1L, L1T, L1V, L1W, SHDA, SHDB, SHDC

1.6 EcoBoost: JQMA, JQMB, JTMA, JTBA, JTDB, JQDA, JQDB, JTJA, JTJB, JQGA, MUDA, MUDD, JTDA, JTBB, JTWA, JTWB

1.6D/eDrive/Multijet/DDiS/Hdi/Blue-Hdi/TDCi: DV6ATED(9HY), DV6ATED4(9HX), DV6ATED(9HX), DV6ATED4(9HW), DV6ATED(9HP), DV6ATED(9HJ), DV6ATED(9HN), DV6(9HX), DV6AT(9HX), DV6ATED(9HX), DV6CTED(9HC), DV6ATED(9HC), DV6AATED4(9HX), DV6D(9HP), DV6ATED4B, DV6ATED(9HF), DV6C(9HD), DV6C(BHX), DV6C(BHZ), DV6(9HR), DV6C(9HL), DV6C(9HR), DV6FE(BHW), DV6FD(BHY), DV6FE(BHY), DV6FE(BXZ), DV6TED4(9HY), DV6TED4(9HZ), DV6TED(9HD), DV6TED(9HP), DV6TED4(9HV), DV6TED4(9HX), DV6TED4BU(9HS), DV6ATED4(9HT), DV6ATED4(9HT), DV6TED4B(9HV), DV6ATED4(9HX), DV6ATED4(9HU), DV6TED4(9HV), DV6TED4(9HW), DV6FC(BHW), DV6FC(BHX), DV6FC(BHY), DV6FC(BHZ), DV6C(9HD), D4164T, D4162T, G8DD, GPDA, G8DA, G8DB, G8DE, G8DF, GPDC, HHDA, HHDB, HHJA, HHJB, HHJC, HHJD, HHJE, HHJF, MTDA, MZ-CD, MZ-CD (Y6), T1DA, T1DB, T3DA, T3DB, TZJA, UBJA, Y6

1.6Ti-VCT, 1.6Ti-VCT FFV, 1.6Ti-VCT S: HXDA, HXJA, HXJB, IQDA, IQDB, IQDC, IQJE, MUDA, MUDD, PNBA, PNDA, PNDD, RHBA, SIDA, U5JA, XTDA, XTDB

1.8 16v: CDBB, CGBA, CGBB, CHBA, CHBB, CSDA, CSDB, EYDB, EYDC, EYDD, EYDE, EYDF, EYDG, EYDI, EYDJ, EYDL, EYPA, EYPC, QQDA, QQDB, QQDC, QQDD, Q7DA, RKA, RKB, RKC, RKF, RKH, RKJ, RKK

1.8TDCi, 1.8TDCi ECONetic, 1.8TDdi, 1.8D Turbo: BHDA, BHDB, BHPA, C9DA, C9DB, C9DC, FFBA, FFDA, FFWA, F9DA, F9DB, HCPA, HCPB, KHBA, KKDA, KKDB, P7PA, P9PA, P9PB, QYBA, QYWA, R2PA, R3PA, RFN, RTN, RTQ, RTP, RWPA, RWPC

2.0 16v: AOBA, AOBC, AODA, AODB, AODE, AOWA, AOWB, CJBA, CJBB, EDDB, EDDB, EDBB, EDBD, EDDB, EDDC, EDDD, EDDF, NGA, NGB, NGC, NGD, SYDA, TBBA, TBBB, TBWA, TBWB, YF, 204PT

2.0 ST150, 2.0 16v.RS, 2.0 ST, 2.0 ST170: ALDA, HMDA, N4JB, T8DA

2.0D HDi, 2.0 TDCi: AZBA, AZBC, AZWA, AZWC, G6DA, G6DB, G6DC, G6DD, G6DE, G6DF, G6DG, IXDA, KLBA, KLWA, LPBA, TXBA, TXDA, TXDB, TXMA, TXWA, TYBA, TYWA, TYDA, T7DB, T8DF, UFBA, UFDA, UFDB, UFMA, UFWA, UKBA, UKBB, UKDB, UKDA, UKMA, UKWA, QXBA, QXBB, QXWA, QXWB, RHE(DW10CTED4)

2.2 TDCi: KNBA, KNWA, Q4BA, Q4WA

2.3 16v: GZFA, GZFB, GZFC, GZ, SEBA, SEWA

A

Belt Chain



FORD
PSA
JLR
MAZDA
SUZUKI
VOLVO



B

Belt

FORD



B VSE5860

Crankshaft Pulley Alignment Tool - Ford 1.6 EcoBoost

Crankshaft pulley alignment tool for Ford 1.6 EcoBoost engine. Ensures the crankshaft pulley is correctly aligned with the timing belt cover.

OEM Tool: 303-1550


Applications: Focus (10-15), C-Max (10-15), Grand C-Max (10-15), Galaxy (10-15), Kuga (13-15), Mondeo (10-15), S-Max (10-15)

Engine Codes: JQDA, JQDB, JTDA, JTDB, JTBA, JTBB, JTWA, JTWB, JQMA, JQMB, JTMA

C

Chain

FORD



C VSE5864

Crankshaft Locking Pin - Ford 2.2/3.2TDCi

Designed to lock the crankshaft into its timing position via the flywheel. Suitable for 2.2TDCi RWD Ford Transit and 3.2TDCi Ford Ranger.

OEM Tool: 303-1562

Applications:


Ford: Transit (12-18), Ranger (11-19)

Engine Codes:

2.2TDCi: CVRA, CVRB, CYRA, DRRRA, DRRRB, USRA, USRB

3.2TDCi: SAFA

Associated Tool: VSE5863 - Timing Tool Kit - Ford/Jaguar 2.2D/3.2D TDCi Chain Drive (see page 392)



A

Belt

Chain



**FORD
MAZDA
VOLVO**

A VSE5515

**Timing Tool Kit - Ford, Mazda, Volvo
1.25, 1.4, 1.8, 2.0, 2.3 16v Duratec - Belt/Chain Drive**

Covers the complete range of Ford Duratec engines 1.25, 1.6, 1.8, 2.0, 2.3 16v in both belt and chain drive variants.

OEM Tools:

Ford: 303-1054, 303-507 (21-210), 303-620 (21-163), 303-574, 303-748, 303-376 (21-162B), 303-376B

Mazda: 49 JE01061, 303-574, 49 JE02061, 303-465, 49 JE01054

Volvo: 999 7152, 999 7151

Applications:

Ford: B-Max (15-17), C-Max (07-10), Cougar (98-01), Fiesta (95-17), Focus (98-11), Focus C-Max (03-07), Fusion (02-12), Galaxy (06-15), Maverick (01-07), Mondeo (93-15), Puma (97-02), S-Max (06-15), Tourneo Connect (02-06), Transit (06-12), Transit Connect (02-06)

Mazda: 121ZQ (95-00), 2DY (02-07), 3BK (03-09), 3BL (09-15), 5CR (05-10), 5CW (10-12), 6GG/GY (02-07), 6GH (07-15), MPV LW (02-05), MX-5 NC (05-16), Tribute EP (04-06)

Volvo: C30 (06-13), S40 (06-12), S80 (07-11), V50 (04-12)

Engine Codes:

1.25 16v Belt: DHA, DHB, DHC, DHD, DHE, DHF, DHG, F8JA, F8JB, FUJA, FUJB, M7JA, M7JB, SNJA, SNJB, SNJC, SNJD, STJA, STJB, STJC, STJD

1.4 16v Belt: ASDA, ASDB, FHA, FHB, FHD, FHE, FHF, FXDA, FXDB, FXDC, FXDD, FXJA, FXJB, FXJC, RTJA, RTJB, SPJA, SPJC, SPJE, UTJA

1.6 16v Belt: B4164S3, FYDA, FYDB, FYDC, FYDD, FYDH, FYJA, FYJB, FYJC, HWDA, HWDB, IQJA, IQJC, L1F, L1J, L1L, L1N, L1Q, L1T, L1V, L1W, SHDA, SHDB, SHDC

1.8 16v Belt: EYDB, EYDC, EYDD, EYDE, EYDF, EYDG, EYDI, EYDJ, EYDL, EYPA, EYPC, RKA, RKB, RKF, RKH, RKJ, RKK

1.8 16v Chain: CDBB, CGBA, CGBB, CHBA, CHBB, CSDA, CSDB, Q7DA, QQDA, QQDB, QQDC, L8, B4184S11, B4184S, B4184S8

2.0 16v Belt: ALDA, EDDB, EDBB, EDBC, EDBD, EDDB, EDDC, EDDD, EDDF, HMDA, NGA, NGB, NGC, NGD, YF

2.0 16v Chain: B4204S3, B4204S4, A0BA, A0BC, A0DA, A0DB, A0DE, A0WA, A0WB, C0BA, C0BB, LF, N4JB, SYDA, TBBA, TBBB, TBWA, TBWB

2.3 16v Chain: GZ, GZFA, GZFB, GZFC, L3, SEBA, SEWA



C



Belt

FORD

C VSE5041A

Timing Tool Kit - Ford 1.5 EcoBoost & 1.6Ti-VCT - Belt Drive

Covers timing belt replacement and timing adjustment on Ford 1.6Ti-VCT petrol engines. Includes VCT setting plate, flywheel locking tool, camshaft and tensioner pins. Features camshaft setting plate for timing adjustment applications.

OEM Tools: 303-376B, 303-393, 303-393A, 303-393-02, 303-748, 303-1054, 303-1097

Applications: C-Max (07-17), Fiesta (08-13), Focus (04-18), Focus C-Max (03-07), Galaxy (15-20), Grand C-Max (10-18), Kuga (2020), Mondeo (07-20), S-Max (15-20)

Engine Codes:

1.5 EcoBoost: UNCA, UNDA, UNCB, UNCC, UNCD, UNCE, UNCF, UNCJ, UNCK, UNCM, UNCN, UNCP

1.6Ti-VCT: HXDA, HXDB, HXJA, HXJB, IQDA, IQDB, KGBA, MUDD, PNBA, PNDA, RHBA, SIDA, XTDA



B

**FORD
CITROEN
PEUGEOT
MAZDA**



Belt

B VSE5042Z

Camshaft Sprocket Puller - Citroen, Ford, Peugeot, Mazda - Belt Drive

3-Legged puller specifically designed to remove the camshaft sprocket on Ford, Citroen, Peugeot and Mazda diesel engines without causing damage to the pulley.

Applications:

Citroen: C3 III (10-15), DS3 (10-15), Xsara II (00-15), Xsara Picasso (99-10), C4 (04-11), C4 II (11-15), C4 Picasso/Grand Picasso (10-15), C4 Aircross (12-15), C5 (00-05), C5 II (04-08), C5 III (10-15), DS4 (11-15), Xantia (98-01), Synergie/Evasion (99-03), C8 (02-15), Nemo (08-10), Berlingo I/II (99-11), Berlingo III (08-15), Dispatch/Jumpy (99-07), Dispatch/Jumpy II (07-15), Relay/Jumper (01-02)

Ford: C-Max (10-15), Courier (00-02), Fiesta (08-11), Fusion (02-11), Focus (11-15), Galaxy (07-15), Kuga (10-15), Mondeo (06-15), S-Max (06-15), Tourneo Connect (02-06), Transit Connect (02-06)

Mazda: 2 (DE/DH) (02-10)

Peugeot: 107 (05-10), 1007 (05-10), 206 (01-09), 206CC (05-07), 208 (12-14), 306 (99-02), 307 (01-06), 307CC (05-09), 308 (11-14), 308CC (09-14), 407 (08-11), 407 Coupe (07-12), 508 (11-14), RCZ (10-14), 2008 (13-14), 3008 (10-14), 4008 (12-14), 5008 (10-14), Bipper (08-10), Partner/Partner Origin/Ranch I/II (05-11), Partner III (08-14)

Engine Codes:

1.4D TDCi/HDi: F6JA, F6JB, F6JC, F6JD, 8HP (DV4C), 8HR (DV4C), 8HS (DV4TED), 8HZ (DV4TD), 8HX (DV4TD), DV4C (8HP), DV4C (8HR), DV4TD (8HT), DV4TD (8HX), DV4TD (8HZ), DV4TED (9HS)

1.6D TDCi/HDi: G8DA, G8DB, G8DC, G8DE, G8DF, HHDB, HHDA, HHJA, HHJB, HHJC, HHJE, HHJF, 9HE (DV6TED), 9HG (DV6C), 9HH (DV6DU), 9HJ (DV6TED), 9HK (DV6ETED), 9HLG (DV6CM), 9HM (DV6UC), 9HN (DV6ETED), 9HL (DV6C), 9HR (DV6C), 9HS (DV6TED4BU), 9HT (DV6BTED4), 9HT (DV6BUTED4), 9HU (DV6UTED4), 9HV (DV6TED4B), 9HW (DV6TED4), 9HX (DV6ATED4), 9HX (DV6TED4), 9HY (DV6TED4), 9HZ (DV6TED4), DV6UC (9HM), DV6C (9HI), DV6C (9HR), DV6D (9HP), DV6UC (9HM), DV6CM (9HG), DV6D TED (9HE), DV6D TED (9HF), DV6D TED (9HJ), DV6D TED (9HK), DV6D TED (9HN), DV6D TED (9HP), DV6TED4 (9HU), DV6TED4 (9HV), DV6TED4 (9HX), DV6ATED4 (9HW), DV6ATED4 (9HX), DV6TED4 (9HY), DV6ATED4 (9HZ), DV6D TED M (9HJ)

1.6D TDCi ECONetic: HHJD

1.8D Turbo/TDCi: RTN, RTP, RTQ, BHDA, BHDB, BHPA, C9DA, C9DB, C9DC

1.8D TDCi ECONetic: KHBA

2.0D TDCi: AZBA, AZBC, AZWA, AZWC, G6DA, G6DB, G6DC, G6DD, G6DE, G6DF, G6DG, KLBA, LPBA, TXBA, TXDA, TXDB, TXWA, TYBA, TYDA, TYWA, UFBA, UFDB, UFWA, UKBA, UKBB, UKWA, UKDB, QXBA, QXBB

2.0D TDCi ECONetic: KLBA, LPBA, TYBA

2.0D HDi: AHY (DW10CE), AHZ (DW10CTED4), RHD (DW10C), RHD (DW10CTED4), RHE (DW10CTED4), RHF (DW10BTED4), RHG (DW10UTED4), RHH (DW10BTED4), RHH (DW10CTED4), RHH (DW10C), RHK (DW10CTED4), RHK (DW10UTED4), RHM (DW10CTED4), RHR (DW10BTED4), RHT (DW10ATED4/L4), RHV (DW10UTD), RHS (DW10ATED), RHW (DW10ATED4), RHX (DW10BTED/L3), RHY (DW10TD), RHZ (DW10ATED), RHZ (DW10ATED/L3), DW10TD (RHY), DW10CD (AHZ), DW10CE (AHY), DW10UTD (RHV), DW10CTED4 (RHD), DW10CTED4 (RHE), DW10BTED4 (RHF), DW10BTED4 (RHG), DW10BTED4 (RHR), DW10CTED4 (RHH), DW10CTED4 (RHR), DW10UTED4 (RHG), DW10UTED4 (RHK)



Use our online Timing Tool Kit Finder to search for kits, www.sealey.co.uk

A

CITROEN
FIAT
FORD
JAGUAR
LAND ROVER
LDV
PEUGEOT



A VSE5841A

Timing Tool & Fuel Injection Pump Kit 2.0D, 2.2D & 2.4D Duratorq - Chain Drive

Chain



Comprehensive kit for timing 2.0D, 2.2D and 2.4D Duratorq chain driven diesel engines fitted in Citroen, Fiat, Ford, Jaguar, Land Rover, LDV and Peugeot vehicles. Kit includes sprocket retaining plates for both early and later engines and access cover removal plate tools for injection pump removal/installation. Supplied in storage case.

OEM Tools: 303-679A/21-238, 303-1151, 303-698/21-251, 303-675/21-234

Applications: **Jaguar:** X-Type (03-10)

Citroen: Relay/Jumper III (06-13) **Land Rover:** Defender Td4 (06-11)

Fiat: Ducato (06-11) **LDV:** Convoy (02-06)

Ford: Mondeo (00-07), Transit (00-14) **Peugeot:** Boxer III (06-12)

Engine Codes:

2.0D Di/TDdi/TDCi: ABFA, D3FA, F3FA, D5BA, D6BA, FIFA, FMBA, FMBB, HJBA, HJBB, HJBC, HJBE, N7BA, N7BB

2.2D TDCi/ECOnetic: BG, CYFA, CYFB, CYFC, DRFA, DRFB, DRFC, P8FA, P8FB, PGFA, PGFB, QJBA, QJBA (BG), QJBB, QJBC, QJBD, QVFA, QWFA, SRFA, SRFB, SRFC, SRFD, SRFE, UHFA

2.2D HDi/JTD: P22DTE (4HM), P22DTE (4HU), P22DTE (4HV)

2.4D Di/TDCi: DOFA, D2FA, D2FB, D4FA, F4FA, FXFA, H9FA, H9FB, H9FD, JXFA, JXFC, PHFA, PHFC

2.4D TD/TDi: ZSD 424

2.4D Td4: 244DT

C



Chain



FORD
JAGUAR
LAND ROVER

C VSE5862

Crankshaft Front Oil Seal Fitting Tool Ford 2.0, 2.2, 2.4, 3.2 TDCi Duratorq - Chain Drive

Essential tools required when replacing the crankshaft oil seal or timing cover. The mandrel tool is essential for centralising the timing cover during replacement to avoid premature seal failure.

Applications:

Ford: Transit (00-18), Mondeo (00-07), Ranger (11-19)

Jaguar: X-Type (05-10)

Land Rover: Defender (11-16)

Engine Codes:

2.0D: FIFA

2.2D: BG, QJBA

2.2 TDCi: CVFF, CVF5, CV55, CVR5, CYFA, CYFB, CYFF, CYFG, CYF5, CYR5, DRFA, DRFB, DRFF, DR5F, DRR5, PGFA, PGFB, P8FA, P8FB, QVFA, QWFA, SRFA, SRFB, SRFC, SRFD, SRFE, UHFA, UHR5

2.2 TDCi ECOnetic: DRFC, DRFG, CYFC

2.2HDT: USR6, UYR6

2.4Di: D2FA, D2FB, DOFA, F4FA, FXFA

2.4 TDCi: H9FA

3.2 TDCi: SAFA

Associated Tools: VSE5863 - Timing Tool Kit - Ford/Jaguar 2.2D/3.2D TDCi Chain Drive (see page 392), VSE5944 - Auxiliary Belt Tension Tool - Ford 2.0D, 2.2D Di/TDdi/TDCi & 2.4D TDdi - Chain Drive (see D)

B



Belt

FORD
VOLVO



B VS4387

Timing Tool Kit - Ford, Volvo 1.6, 1.8, 2.0, 2.3, 2.4, 2.5, 2.9 - Belt Drive

Includes tools for timing the engine and locking the camshafts into position if variable valve timing units have to be removed. Camshaft tools can be used as a counter-hold during removal/installation of variable valve timing units. Fits a wide variety of engines used in Ford and Volvo vehicles. Supplied in a storage case with warning tag and instructions.

OEM Tools:

Ford: 303-1178, 303-1182, 303-1054

Volvo: 999-5451, 999-5452

Applications:

Ford: Focus (05-11), Galaxy (06-11), Mondeo (07-10), Kuga (09-13), S-Max (06-10)

Volvo: C30 (06-13), C70 (97-13), S40 (96-12), S60 (00-16), S80 (98-16), V40 (96-15), V50 (04-12), V60 (13-14), V70 (00-15), XC60 (14-17), XC70 (02-07), XC90 (02-14)

Engine Codes:

1.6: B4164S2

1.8: B4184S10, B4184S2, B4184S3, B4184S9

2.0: B4204S2, B4204T3, B4204T5, B5204T4, B5204T5, B5204T8, B5204T9

2.3: B5234T3, B5234T7, B5234T9

2.4: B5244S, B5244S2, B5244SG, B5244SG2, B5244T, B5244T3, B5244T4, B5244T5, B5244T7

2.5: HU8A, HUWA, HYDA, HYDB, HYDC, JZDA, B5254T10, B5254T11, B5254T12, B5254T14, B5254T2, B5254T3, B5254T4, B5254T5, B5254T6, B5254T7, B5254T8, B5254T9

2.9: B6284T2, B6294S2, B6294T

D



Chain

FORD
JAGUAR



D VSE5944

Auxiliary Belt Tension Tool Ford, Jaguar 2.0D, 2.2D Di/TDdi/TDCi & 2.4D TDdi - Chain Drive

Specifically designed to aid the task of reaching the auxiliary belt tension unit in order to remove and re-fit auxiliary belts on the Di/TDdi/TDCi engines. In many cases tension unit cannot be accessed and adjusted with general tools.

OEM Tool:

606-676

Applications:

Ford: Mondeo 2.0D, 2.2D TDdi/TDCi (00-07), Transit 2.4D (00-06)

Jaguar: X-Type (03-10)

Engine Codes:

2.0D TDCi: FMBA, FMBB, HJBA, HJBB, HJBC, HJBE, N7BA, N7BB, SDBA

2.0D TDdi: D5BA, D6BA

2.2D TDCi: QJBA, QJBB, QJBC, QJBD

2.4D Di: D2FA, D2FB, D4FA, DOFA, F4FA, FXFA

Associated Tools: VSE5842 - Timing Tool Kit - Ford/Citroen/Fiat/Jaguar/Land Rover/LDV/Peugeot 2.0, 2.2, 2.4, 3.2 TDCi/TDdi/Di/HDi/JTD/TDi/TD4 Chain Drive (see page 402), VSE5841A - Timing Tool & Injection Pump Tool Kit 2.0D, 2.2D, 2.4D Duratorq - Chain Drive (see A)

A VSE6160
Timing Tool Kit - Ford, Mazda, Volvo 1.5, 1.6, 2.0 - Belt/Chain Drive

Comprehensive kit covers engines which are fitted to a large range of Ford, Volvo and some Mazda vehicles. Contains time-saving tooling to correctly align the timing covers on Ford and Volvo engines, and a crankshaft pulley holder for Mazda engines. Supplied in storage case with instructions and warning tag.

OEM Tools:

Ford: 303-1504, 303-1565, 303-1521, 303-748, 303-1097, 303-1550

Volvo: 999-7405, 999-7416, 999-7406, 303-1054, 999-7429, 999-7431, 999-7415

Mazda: 303-1061, 303-507, 205-072

Applications:

Ford: B-Max (13-18), C-Max (12-18), Connect (13-16), Courier (12-16), EcoSport (13-15), Fiesta (13-17), Focus (12-18), Galaxy (10-17), Grand C-Max (12-18), Grand Tourneo Connect (13-17), S-Max (10-15), Tourneo Connect (13-15), Mondeo (14-20)

Volvo: S60 (11-16), S80 (09-15), V40 (09-15), V40 Cross Country (10-14), V60 (10-16), V70 (09-16), XC60 (09-14)

Mazda: Mazda 5 (CW) (10-15), Mazda 6 (GH) (10-13)

Engine Codes:

Ford 1.5 EcoBoost: UNCA, UNCB, UNCC, UNCD, UNCE, UNCF, UNCI, UNCL, UNCK

Ford 1.6: HXDA, HXDB, HXJA, HXJB, IQDA, IQDB, IQDC, IQJA, IQJC, JQDA, JQDB, JQGA, IQJE, JQMA, JQMB, JTDA, JTDB, JTJA, JTJB, JTMA, JTWA, JTWB, MUDA, MUDD, PNDA, PNDD, RVJA, SIDA, U5JA, XTDA, XTDB

Ford 2.0: MGDA, R9CB, R9CD, R9CF, R9CH, R9CI, R9DA, TNBA, TNBB, TNCC, TNCD, TNCF, TNWA, TNWB, TPBA, TPWA, ZQDA

Mazda 2.0: MZR 2.0 (LF), LF(MZRDISI)

Volvo 1.6: B4164T, B4164T2, B4164T3

Volvo 2.0: B4204T6, B4204T7

A


Belt

Chain

**FORD
VOLVO
MAZDA**

B

FORD

 1/2"
Sq Drive
Input

 3/4"
Sq Drive
Output

B VSE5180
1/2"-3/4" Sq Drive Torque Multiplier - Ford EcoBoost Engine

The torque multiplier has a 1/2" Sq drive input and 3/4" Sq drive output. A torque multiplier is needed to remove and refit the crankshaft pulley bolt. Specially designed with the correct reduction ratio for the Ford EcoBoost engine. Contains securing bracket and fixings. Supplied in storage case with instructions.

Drive: 1/2" Sq Input (Female), 3/4" Sq Output (Male)

Applications: B-Max (12-18), C-Max (12-20), Grand C-Max (17-20), EcoSport (13-22), Fiesta (12-22), Focus (12-20), Mondeo (15-18), Puma (19-20), Transit Custom & Tourneo Custom (19-22), Transit Courier (14-22), Transit Connect (13-20), Grand Tourneo Connect (13-18), Tourneo Courier (14-20), Tourneo Connect (18-20)


Engine Codes:

1.0 EcoBoost: B3DA, B3GA, B7DA, B7JA, B7JB, M0JA, M1CA, M1CB, M1DA, M1DC, M1DD, M1JA, M1JC, M1JE, M1FA, M1JH, M1JJ, M1JP, M1JU, M2DA, M2DB, M2DC, M2GA, M2GB, P4JA, P4JB, P4JC, P4JD, SFCA, SFCB, SFCC, SFCD, SFCE, SFJH, SFJJ, SFJK, SFJL, SFJN, SFJP, XMJA, XMJB, XMJC, XMJD, YYJA, YYJB, YYJC, YYJD, YYJE, YYJF, YYJG

1.1 EcoBoost: XPJA, XPJB, XPJC, XPJD, XYJA, XYJB, XYJC, XYJD, XYJE, YYJA, YYJB, YYJC, YYJD, YYJE, YYJF, YYJG

C


Belt

FORD

C VS5150
Timing Tool Kit - Ford 1.0/1.1 EcoBoost - Belt Drive

Suitable for Ford 1.0/1.1 EcoBoost. Contains tools vital for setting and locking the engine and for setting the position of the variable cam timing units.

OEM Tools: 303-732, 303-1064, 303-1065, 303-1602, 303-1604, 303-1606

Applications: B-Max (12-18), C-Max (12-20), Grand C-Max (17-20), EcoSport (13-22), Fiesta (12-20), Focus (12-20), Mondeo (15-18), Puma (19-20), Transit Courier (14-22), Transit Connect (13-20), Grand Tourneo Connect (13-18), Tourneo Courier (15-22), Tourneo Connect (18-20)

Engine Codes:

1.0 EcoBoost: M1CA, M1CB, M1DA, M1DC, M1DD, M1JA, M1JC, M1JE, M1JH, M1JJ, M2DA, M2DB, M2DC, M2GA, M2GB, P4JA, P4JB, P4JC, P4JD, SFCA, SFCB, SFCC, SFCD, SFCE, SFJH, SFJJ, SFJK, SFJL, SFJN, SFJP, XMJA, XMJB, XMJC, XMJD

1.1 EcoBoost: XPJA, XPJB, XPJC, XPJD, XYJA, XYJB, XYJC, XYJD, XYJE, YYJA, YYJB, YYJC, YYJD, YYJE, YYJF, YYJG

Associated Tool: **VSE5180** - 1/2"-3/4" Sq Drive Torque Multiplier - Ford EcoBoost Engine (see **B**)

A NEW

FORD



Chain



A VSE5152

Timing Tool Kit - Ford 1.0 EcoBoost - Chain Drive

Suitable for chain drive Ford EcoBoost engines. Comprehensive kit which includes VVT locking tools and a multi-spline camshaft socket. Supplied in a storage case with instructions and a warning tag.

OEM Tools: 303-1661/1, 303-1661/2, 303-1661/3, 303-1603, 303-1643, 310-018, 303-1604, 0132-AB, 23-019

Applications: Fiesta (19-22), Focus (18-22), C-Max (18-22), Grand C-Max (18-22), Puma (19-22)

Engine Codes: B7DA, B7DC, B7JA, B7JB

C



Belt

**FORD
MAZDA
VOLVO**



C VSE4143.32

Crankshaft Locking Pin - Ford, Mazda, Volvo 1.25/1.4/1.6 Belt Drive

Pin is screwed into the side of the engine to locate the crankshaft in the timed position. Applies to Zetec/Duratec engines in Fiesta, Fusion and Focus. Also suitable for some Mazda and Volvo vehicles.

OEM Tools:
Ford: 303-748
Mazda: 49 JE02 061
Volvo: 999-7201

Applications:
Ford: C-Max 1.6 Ti-VCT (07-10), Fiesta 1.25 (97-02), Fiesta 1.4 (97-08), Fiesta 1.6 (97-02), Fiesta 1.25 (02-09), Fiesta 1.4 (02-09), Fiesta 1.6 (02-09), Fusion (02-11), Focus 1.4 (98-11), Focus 1.6 (98-11), Focus 1.6 (03-09), Focus C-Max 1.6 (03-09), Focus 1.6Ti-VCT (03-09)

Mazda: 121(95-00)
Volvo: C30 1.6 (04-12), S40 1.6 (04-12), V50 1.6 (04-12)

Engine Codes:
Ford: DHA, DHB, DHC, DHD, DHE, DHF, DHG, FHA, FHE, FUJA, FUJB, FXJA, FXJB, FYJA, FYJB, F8JA, F8JB, FXDA/C, FXDB/D, FYDA/C, FYDB/D, FYDH, HWDA, HWDB, HXDA, HXDB, L1T, L1V, M7JA, M7JB
Mazda: DHA
Volvo: B4164S3

B

NEW



Belt



**FORD
JAGUAR
LAND ROVER
VOLVO**

B VSE6560A

Timing Tool Kit - Ford, Volvo 1.6 EcoBoost & 2.0D/2.2D - Belt Drive

Contains the tooling required to set and lock the engine along with a tensioner locking pin on Ford 1.6 EcoBoost engines. Includes a time-saving crankshaft pulley alignment tool. Camshaft locking tool is included which has to be used to set and lock the camshafts into their timing position when the variable valve timing sprockets have to be removed. Timing pins included are suitable for Ford 2.0D/2.2D diesel engines. Supplied in a storage case with instructions and a warning tag.

Applications:
Ford: B-Max (12-18), C-Max (03-18), Fiesta (08-17), Focus (04-18), Galaxy (06-18), Grand C-Max (10-20), Grand Tourneo Connect (13-15), Kuga (08-17), Mondeo (07-18), S-Max (06-18), Tourneo Connect (13-15), Transit Connect (13-16)
Jaguar: XF (11-15)
Land Rover: Freelander 2 TD4 (06-15), Range Rover Evoque (11-15)
Volvo: S60 (11-15), S80 (10-15), V40 (10-15), V60 (11-15), V70 (10-15)

Engine Codes:
1.6: HXDA, HXDB, HXJA, HXJB, IQDA, IQDB, IQDC, IQJA, IQJC, IQJE, JJMA, JQDA, JQDB, JQGA, JQMA, JQMB, JTBA, JTBB, JTDA, JTDB, JTWA, JTWB, KGBA, MUDA, MUDD, PNBA, PNDA, PNDD, RHBA, RVJA, SIDA, U5JA, XTDA, XTDB, B4164T, B4164T2, B4164T3, B4164T4
2.0D: D4204T, D4204T2, AZBA, AZBC, AZWA, G6DA, G6DB, G6DC, G6DD, G6DE, G6DF, G6DG, IXDA, KLBA, KLWA, LPBA, QXBA, QXBB, QXWA, QXWB, T7CE, T7CJ, T7CK, T7CL, T7DA, T7DB, T7MA, T7MB, T8CH, T8CD, T8CJ, T8CL, T8DF, TXBA, TXDA, TXDB, TXWA, TYBA, TYDA, TYWA, UFBA, UFDA, UFDB, UFWA, UKBA, UKDA, UKDB, UKWA
2.2TD4/TDCi: DW12CTED4, DW12BTED/224DT, KNBA, Q4BA
2.2D (Jaguar): AJi4D/224DT

D



Chain



1/2"
Sq Drive

**BMW
MINI
FORD**

D VSE6134

1/2" Sq Drive 22mm Vanos Unit Socket 16pt - BMW, Mini, Ford

Vanos unit socket for BMW, Mini and Ford. 22mm 16-Point socket. 1/2" Sq drive.



A

B

HONDA

1/2"
Sq Drive



A-B SEE BELOW

Crankshaft Pulley Holder - Honda

Used to counter-hold the crankshaft pulley when loosening/tightening the pulley bolt. Suitable for most Honda vehicles fitted with hydraulic PAS. Short head variant for use in confined spaces and on vehicles with a single crankshaft pulley. Use with 1/2" Sq drive breaker bar.

	A	B
Model No:	VSE5048	VSE5048S
Drive:	1/2" Sq	1/2" Sq
Head Diameter:	Ø50mm	Ø50mm
Type:	Standard	Short

D



Chain

HYUNDAI KIA

D VSE5933

Fuel Pump Sprocket Remover - Hyundai, Kia - Chain Drive

Suitable for Hyundai and Kia chain drive diesel engines. Essential tool for removing the fuel pump sprocket on 2.0D - 2.2D diesel engines.

OEM Tool:	09331-1M100
Applications:	
Hyundai:	Santa Fe (10-19), Tucson (15-20), iX35 (10-16), Grand Santa Fe (13-16)
Kia:	Sedona (09-13), Sportage (16-20), Sorento (10-20)
Engine Codes:	
2.0CRDi:	D4HA, D4HA-H, D4HA-L
2.2CRDi:	D4HB

F



Chain

HYUNDAI KIA

F VSE5932

High Pressure Fuel Pump Sprocket Remover Hyundai, Kia 2.5D - Chain Drive

Specialised puller essential for the removal of the high pressure fuel pump sprocket.

OEM Tool:	09331-4A000
Applications:	
Hyundai:	H300 (08-20), i800 (08-20), iLoad (08-20), Montana (11-20)
Kia:	Sorento (02-10)
Engine Code:	D4CB

C



Chain

HYUNDAI KIA

C VSE5935

Flywheel Locking Tool - Hyundai, Kia - Chain Drive

Used to hold the flywheel when removing or installing the crankshaft damper pulley. Fits a wide variety of Hyundai and Kia diesel vehicles.

OEM Tool:	09231-2B100
Applications:	
Hyundai:	Accent (11-15), Elantra (07-10), i20 (09-18), iX20 (10-18), i20 Coupe (15-17), i30 (07-17), iX35 (10-16), i40 (11-18)
Kia:	Carens (13-18), Ceed (07-18), Optima (11-15), Pro-Ceed (08-19), Rio (09-17), Cerato (05-07), Soul (09-14), Sportage (10-19), Stonic (17-20), Venga (09-18)
Engine Codes:	
1.1D CRDi:	D3FF
1.4D CRDi:	D4FC(U1), D4FC(U2)
1.6D CRDi:	D4FB(U1), D4FB(U2), D4FB-H(U1), D4FB-H(U2), D4FB-L(U1), D4FB-L(U2)
1.7D CRDi:	D4FD(U2), D4FD-H(U2), D4FD-L, D4FD-L(U2)
Associated Tool:	VSE5931 - Fuel Pump Sprocket Remover - Hyundai, Kia 1.1D, 1.4D, 1.6D, 1.7D - Chain Drive (see E)

E



Chain



HYUNDAI KIA

E VSE5931

Fuel Pump Sprocket Remover - Hyundai, Kia 1.1D/1.4D/1.6D/1.7D Chain Drive

Suitable for Hyundai/Kia 1.1D, 1.4D, 1.6D and 1.7D chain drive diesel engines. Essential tool for removing the high pressure fuel pump sprocket.

OEM Tool:	093312A010
Applications:	
Hyundai:	Accent (11-15), Elantra (07-10), i20 (09-18), iX20 (10-18), i20 Coupe (15-17), i30 (07-19), iX35 (10-16), i40 (11-18)
Kia:	Carens (13-18), Ceed (07-18), Optima (11-15), Pro-Ceed (08-19), Rio (09-17), Cerato (05-07), Soul (09-14), Sportage (10-18), Venga (09-18)
Engine Codes:	
1.1D CRDi:	D3FF
1.4D CRDi:	D4FC(U1), D4FC(U2)
1.6D CRDi:	D4FB(U1), D4FB(U2), D4FB-H(U1), D4FB-H(U2), D4FB-L(U1), D4FB-L(U2)
1.7D CRDi:	D4FD(U2), D4FD-H(U2), D4FD-L, D4FD-L(U2)



Belt

HYUNDAI
KIA

A VSE4309

Hybrid Belt Tensioner Compression Tool - Kia/Hyundai

Essential tool for compressing the hybrid starter generator (HSG) belt tensioner spring when replacing the drive belt.

OEM Tools:	09244-G2100, 09252-2E100
Applications:	Hyundai Sonata, Kia Optima (Hybrid)



B NEW



Belt

HYUNDAI
KIA

B VSE5939

Timing Tool Set - Hyundai, Kia 1.6D - Belt Drive

Suitable for 1.6CRDi belt drive diesel engines. Contains the essential tools required during timing belt replacement and timing checks.

OEM Tools:	09240-2U100, 09240-2U300, 09240-2U400, 09240-2U500
Applications:	
Hyundai:	i30 (20-22), i40 (18-20), Kona (20-22), Tucson (20-22), i40 (18-20)
Kia:	Ceed (20-22), ProCeed (20-22), XCeed (20-22)
Engine Codes:	D4FE, D4FEU3



Use our online Timing Tool Kit Finder to search for kits, www.sealey.co.uk

C-D Diesel Injection & HP Pump Removers/Sprocket Retainers

Removes the diesel pump and retains the pump sprocket in situ so that the sprockets/timing chain configuration remains undisturbed, minimizing the level of engine disassembly.



C

BMW
RANGE ROVER
VAUX/OPEL



Chain

C VSE5664

OEM Tools:	13.5.190, KM-6270
Applications:	
BMW 1 Series:	118d E87, 120d E87
BMW 3 Series:	318d E46/90/91, 320d E46/90/91, 325d E90/91/92/93, 330d E46/90/91/92/93, 335d E90/91/92
BMW 5 Series:	520d E39/60/61, 525d E39/60/61, 530d E46/60/61, 535d E60/61
BMW 6 Series:	635d E63/64
BMW 7 Series:	730d E38/65/66
BMW X Series:	X3 E83, X5 E53/E70, X6 E71/72
Range Rover:	TD6
Vauxhall/Opel:	Omega-B
Engine Codes:	M47, M47TU, M47T2, M57, M57TU, M57T2, 306D1/TD6, Y25DT



D


LAND ROVER
ROVER
MG



Chain

D VSE5665

OEM Tools:	LRT-12-178, 12-178
Applications:	
Land Rover:	Freelander TD4
Rover:	75 CDT/CDTi
MG:	ZT/T
Engine Codes:	204D3/TD4, M47R



E



Chain

MG ROVER
LAND ROVER
BMW
VAUX/OPEL

E VSE5666

Timing Tool Kit - BMW M47/M57, Land Rover TD4/TD6, MG 2.0D, GM 2.5D - Chain Drive

Camshaft setting and flywheel locking tools to cover BMW M47/TU/T2 and M57/TU/T2 diesel engines used in BMW, Land Rover, MG/Rover and Vauxhall/Opel models. Supplied in storage case. For full specification see page 380.



A VSE5096
Crankshaft Pulley Removal/Installation Kit
Jaguar, Land Rover V8 - Chain Drive

Some of these pulley bolts require a torque as high as 375Nm, making the tools in this kit an essential part of the procedures of removal/installation of the crankshaft pulley.

OEM Tools: 18G 1437, 18G 1437 2, 303 191, 303 19103, 303 19104, 303 588, 303 893, LRT 12 080

Applications:
Daimler V8: 4.0 (97-98)
Land Rover: Discovery 3; 4.2, 4.4 LA V8 (05-09), Range Rover; 4.2, 4.4 Sport LS V8 (05-09), Range Rover; 4.2, 4.4 LM V8 (06-08)
Jaguar: S-Type; 3.2, 3.5, 4.2 V8 (99-08), XF; 3.2, 3.5, 4.2 V8 (08-09), XJ; 3.2, 3.5, 4.2 V8 (97-08), XJ8; 4.0 (97-98), XK; 3.2, 3.5, 4.2 V8 (97-08), XK8; 4.0 (97-98)

Engine Codes: AJ26, AJ27, AJ28, AJ34

Associated Tool: VSE5091 - Timing Tool Kit - Jaguar, Land Rover, Daimler 3.2, 3.5, 4.0, 4.2, 4.4 V8 - Chain Drive (see page 403)



D VSE3037
Timing Tool Kit - JLR 2.0/2.0D Ingenium Engine - Chain Drive

Suitable for the new 2.0 Ingenium chain drive petrol and diesel engines from JLR. Contains all the essential tools required to lock the engines into their timed position. Includes the special tools required to set the camshaft adjusters. Supplied in a storage case with instructions and a warning tag.

OEM Tools: 303-1625, 303-1631, 303-1630, 303-1637, 303-1631, 303-1625

Applications:
Jaguar: F-Pace (17-22), XE (15-22), XF (15-20)
Land Rover: Discovery L462 (17-20), Discovery Sport L550 (15-21), Evoque L538 (15-21), Range Rover Sport L494 (16-21), Velar L560 (17-21)

Engine Codes:
2.0: AJ200P, AJ-200P, PT204
2.0D: AJ200D, AJ-200D, 204DT, 204DTA, 204DTD



B VSE2302
Timing Pin - Land Rover EDC 300TDi - Belt Drive

Suitable for locking the flywheel in the timed position on Land Rovers fitted with the 300TDi engine EDC (Electronic Diesel Control) and manual transmission.


OEM Tool: LRT-12-085
Applications:
Land Rover: Defender (94-99), Discovery (94-98)
Range Rover: Classic (94-95)
Engine Code: 300 TDi EDC
2.5D:



C VSE5312
Fuel Pump Holding Tool - Jaguar, Land Rover 3.0D TDV6 - Belt Drive

Used to position and lock the high pressure fuel pump into its timed position when changing the fuel pump drive belt.

OEM Tool: 310-212
Applications:
Jaguar: XF (09-20), XJ (09-20), F-Pace (16-20)
Land Rover: Discovery 3 (04-09), Discovery 4 (09-20), Range Rover L405 (12-21), Range Rover Sport (09-22), Range Rover Velar (17-20)
Engine Codes: 3.0D TDV6: 306DT, AJ-V6D/306DT
Associated Tool: VSE5000A - Timing Tool Kit - Land Rover, Jaguar, Citroen, Peugeot 2.7D, 3.0D - Belt Drive (see page 387)



E SCS042S
500ml Paint & Gasket Remover

Used to remove gaskets from engine components, water pumps and manifolds. Removes paints, lacquers and varnishes. Also removes rubber residue from wheel hubs before fitting new or repaired tyres and burnt oil deposits from engine components.

A



Belt

FORD
JAGUAR
LAND ROVER
VOLVO



A VSE6126

Timing Tool Kit - Ford, Jaguar, Land Rover, Volvo 2.0D/2.2D/TDCi/TD4 - Belt Drive

Contains flywheel locking tools and camshaft pin for engine timing and timing belt replacement on Land Rover 2.2D TD4, Volvo 2.0D and Ford 2.0/2.2D TDCi models.

OEM Tools: 303-1270, 303-1272, 303-1277, 303-393-01, 303-735, 303-1059, 303-393/303-393A, 999-7119, 999-7120, 999-7121, 999-7122

Applications:

Ford: C-Max (07-18), Grand C-Max (10-20), Focus (04-18), Focus C-Max (03-17), Galaxy (06-18), Kuga (08-17), Mondeo (07-18), S-Max (06-18)

Jaguar: XF (11-15)

Land Rover: Freelander 2 TD4 (06-15), Range Rover Evoque (11-15)

Volvo: C30 (06-10), C70 (06-10), S40 (03-10), S80 (07-10), V50 (04-10), V70 (07-10)

Engine Codes:

2.0D TDCi: D4204T, D4204T2, AZBA, AZBC, AZWA, G6DA, G6DB, G6DC, G6DD, G6DE, G6DF, G6DG, IXDA, KLBA, KLWA, LPBA, QXBA, QXBB, QXWA, QXWB, T7CE, T7CJ, T7CK, T7CL, T7DA, T7DB, T7MA, T7MB, T8CH, T8CD, T8CJ, T8CL, T8DF, TXBA, TXDA, TXDB, TXWA, TYBA, TYDA, TYWA, UFBA, UFDA, UFD3, UFWA, UKBA, UKDA, UKDB, UKWA

2.2D TD4/TDCi: DW12CTED4, DW12BTED/224DT, KNBA, Q4BA


2.2D (Jaguar): AJi4D/224DT

C



Chain

LAND ROVER



C VSE5986

Timing Tool Kit - Land Rover 2.5D/TD5 - Chain Drive

Set comprises flywheel locking pin (threaded) and camshaft locking pin to cover engine timing on the Land Rover TD5 engines in Defender and Discovery models.

OEM Tools: LRT-12-058, LRT-12-158

Applications: Defender TD5 (99-07), Discovery II (98-05)

Engine Codes: 10P, 15P

B



Chain

FORD
CITROEN
FIAT
JAGUAR
LAND ROVER
LDV
PEUGEOT



B VSE5842

Timing Tool Kit - Fiat, Ford, JLR, LDV, PSA 2.0D/2.2D/2.4D/3.2D - Chain Drive

Provides timing retention for Ford 2.0, 2.2, 2.4 and 3.2 Duratorq 'Puma' chain diesel engines. Kit comprises Flywheel Locking Pins (common rail and non-common rail), Camshaft and Injection Pump Locking Pins, Tensioner Locking Pin.

OEM Tools:

Ford: 303-698 (21-251), 303-675 (21-234)

Citroen/Peugeot: 0198.B2, 0198.A, 0198.J

Fiat: 2.000.016.500, 2.000.017.100

Jaguar: 303-698

Land Rover: 303-698

LDV: LDV167, LDV173

Applications:

Ford: Mondeo (00-07), Ranger (11-17), Transit (00-14)

Citroen: Relay/Jumper III (06-12)

Fiat: Ducato (06-14)

Jaguar: X-Type (03-10)

Land Rover: Defender TD4 (06-11)

LDV: Convoy (02-06)

Peugeot: Boxer III (06-14)

Engine Codes:

2.0D: ABFA, D3FA, D5BA, D6BA, F3FA, FIFA, FMBA, FMBB, HJBA, HJBB, HJBC, HJBE, N7BA, N7BB, SDBA

2.2D HDi/TDi: 4HV, CVRB, CYFA, CYFB, CYFC, DRFA, DRFB, DRFC, P22DTE(4HG), P22DTE(4HH), P22DTE(4HJ), P22DTE(4HM), P22DTE(4HU), P22DTE(4HV), P8FA, P8FB, PGFA, PGFB, QJBA, QJBA(BG), QJBB, QJBC, QJBD, QVFA, QWFA, SRFA, SRFB, SRFC, SRFD, SRFE, UHFA, USRA

2.4D Di/TDCi: 244DT, D2FA, D2FB, D4FA, DOFA, F4FA, FXFA, H9FA, H9FB, H9FD, JXFA, JXFC, PHFA, PHFC, ZSD 424

3.2D TDCi: SAFA, SAFB

Associated Tool: VSE5944 - Auxiliary Belt Tension Tool (see page 396)

D



Belt

JAGUAR
LAND ROVER



D VS231

Crankshaft Sensor Trigger Wheel Installer - Jaguar, Land Rover

Designed for the installation of the crankshaft trigger wheel found on Jaguar and Land Rover.

OEM Tool: 303-1130

Applications:

Jaguar: Jaguar XF (08-15), Jaguar XJ (10-20)

Land Rover: Discovery 3 (04-09), Discovery 4 (09-13), Discovery 4 (09-17), Range Rover Sport (05-09), Range Rover Sport (11-13)

Engine Codes:

2.7D: 276DT

3.0D: 306DT, AJ-V6D/306DT

A



Chain



**JAGUAR
LAND ROVER
DAIMLER**

A VSE5091

Timing Tool Kit - Jaguar, Land Rover, Daimler 3.2/3.5/4.0/4.2/4.4 V8 - Chain Drive

Contains specialised tools required for timing chain setting and locking on Jaguar, Land Rover and Daimler 3.2, 3.5, 4.0, 4.2, 4.4 V8 petrol engines. Supplied with comprehensive instructions and storage case.

OEM Tools: 303-530, 303-531, 303-532, 303-533, 303-645, 303-654

Applications:

Daimler: V8 (97-03), SUPER V8 (97-03), SUPER EIGHT (05-10)

Jaguar: S-Type (99-08), XF (08-10), XJR (97-10), XJ8 (97-10), XKR (98-09), XK8 (96-09), Sovereign (97-03)

Land Rover: Discovery III (04-09), Range Rover (05-09), Range Rover Sport (05-09)

Engine Codes:

3.2: AC, KB, KC

3.5: RB

4.0: BC, CC, CE, DC, EC, GB, GC, LB, LC, MA, MB, NB, NC, PA, PB

4.2: 1B, 2B, 3B, 1G, 5G, 9G, HB, HG, SB, TB, PC, 428PS

4.4: 448PN


Associated Tool: **VSE5096** - Crankshaft Pulley Removal/Installation Kit Jaguar, Land Rover V8 - Chain Drive (see page 401)

B



Chain

**BMW
MINI**



B VSE6121A

Timing Tool Kit - BMW, BMW Mini 1.5D/1.6D/2.0D/3.0D Chain Drive

Essential tools for timing the BMW, BMW Mini 1.5D, 1.6D, 2.0D and 3.0D chain drive diesel engines. Kit includes camshaft setting plate, flywheel locking pin, crankshaft turning tool, and is suitable for the new generation of modular engines. Kit also includes HP pump sprocket retaining tool required during pump removal/replacement applications on N47/N57 engines. Supplied in storage case with instructions and warning tag.

OEM Tools: 11.5.320, 11.6.480, 11.8.760, 11.8.740, 288-380

Applications:

BMW: 114d (15-19), 116d (11-19), 118d (07-14), 120d (07-14), 123d (07-14), 125d (12-14), 214d Active Tourer (14-19), 214d Grand Active Tourer (15-19), 216d (14-22), 216d Gran Coupe (20-22), 216d Gran Tourer (18-22), 218d (11-16), 220d (14-20), 225d (11-14), 316d (09-12), 318d (07-12), 320d (10-13), 325d (10-14), 330d (08-19), 330d Gran Turismo (13-20), 330xd (08-12), 335d (13-19), 425d (13-16), 425d (14-16), 435d Cabriolet (14-19), 435d Gran Coupe (14-20), 520d (07-13), 525d (10-12), 530d (10-15), 530d GT (09-19), 535d (10-17), 535d GT (10-12), 640d (11-18), 640d Gran Turismo (12-18), 730i (08-15), 730Ld (08-12), 740d (09-12), 750d (12-15), X1 (15-22), X2 (18-22), X3 (11-17), X4 (14-19), X5 (10-18), X6 (10-19)

Mini: Clubman (10-14), Clubvan (10-14), Cooper D (11-15), Cooper SD (10-15), Countryman (10-17), Coupe (11-14), One D (10-14), Paceman (13-17), Roadster (12-14)

Engine Codes:

1.5D: B37C15A, B37D15A

1.6D: N47 C16K1, N47 C16U1

2.0D: N47 D20K1, N47D20U1, N47D20O1, N47D20, N47D20T1, B37C15A, N47D20C, N47D20D, N47D20U0, N47TD20U1, N47TD20, N47TD20O1, D20D, N47D20O0, N47SD20T0, N47C20K1, N47C20U1

3.0D: N57D30U0, N57D30O0, N57D30O1, N57D30B, N57D30U0, N57D30T0, N57D30T1, N57D30B/T1, N57B30B, N57D30B/T0, N57D30C

Associated Tool: **VSE6121.05** - Crankshaft Holding Tool - BMW N47/N57 2.0, 3.0 - Chain Drive (see page 380)

C



Chain

MINI



C VSE6211

Auxiliary Belt Tensioner Spanner Set BMW Mini N12/N14/N16/N18 - Chain Drive

2-Piece spanner set covering both sizes of belt tensioner fitted to a wide range of BMW Mini engines. Slimline design for access where space is limited. Sturdy handle also has a 1/2" Sq drive if required.

OEM Tool: 116-210

Applications: Mini R56/57 (06-15), Clubman R55 (07-14), Coupe R58 (11-15), Roadster R59 (11-15), Paceman R61 (13-17), Countryman R60 (10-17), Countryman R55 (12-14)

Engine Codes:

1.4: N12B14, N12B14AB

1.6: N12B16A, B14B16CD, N14B16CD/T0, N14B16TO, N16B16A, N16B16AM0, N16B16A/MO, N16B16K0, N16B16M0, N16B16U0, N18B16A, N18B16A/MO, N18B16A/MO, N18B16C, N18B16C/T0, N18B16M0

D



Chain

MINI



D VSE2381

Timing Chain Wear Indicator BMW Mini

Allows checking of wear of the timing chain on a range of BMW Mini petrol engines with the minimum amount of dismantling. This saves a significant amount of time when checking for timing chain stretch and wear.

OEM Tool: 235.3.281

Applications: Clubman (07-14), Coupe (11-15), Countryman (10-17), Clubvan (12-14), Mini (06-18), Paceman (13-17), Roadster (12-15)

Engine Codes:

1.4: N12B14, N12B14AB

1.6: N12B16A, N16B16A, N16B16M0, N16B16U0, N16B16A/MO, N16B16K0, N18B16A, N18B16A/MO, N18B16C, N18B16A/MO, N18B16MO, N18B16C/T0

A NEW



**MERCEDES
RENAULT
NISSAN
DACIA**

Chain



A VS5260

Timing Tool Kit - Dacia, Mercedes, Nissan, Renault 1.3 - Chain Drive

Contents include Camshaft Alignment Tools, Crankshaft Alignment Tool and a Flywheel Locking Tool. Heavy-Duty Camshaft Holding Tools ensure accurate positioning. Supplied in a storage case with full instructions.

OEM Tools:

Mercedes: 282589004000, 282589002303, 282589002301, 282589002302
Renault: MOT2188, MOT2203
Nissan: MOT2188, MOT2203
Dacia: MOT2188, MOT2203

Applications:

Mercedes: A160 (18-22), A180 (18-22), A200 (18-22), A200 (18-22), A250e (19-22), B160 (19-22), B180 (19-22), B200 (19-22), B250e (19-22), CLA180 Coupe (19-22), CLA 200 Coupe (19-22), CLA180 Shooting Brake (19-22), CLA200 Shooting Brake (19-22), CLA250e Shooting Brake (20-22), GLA180 (20-22), GLA200 (20-22), GLA250e (20-22), GLB180 (20-22), GLB200 (19-22)

Renault: Arkana (19-22), Captur (18-19), Captur II (19-22), Clio V (18-21), Kadjar (18-21), Koleos II (20-22), Megane IV (17-21), Scenic (18-21), Grand Scenic (18-21), Talisman (18-21)

Nissan: Qashqai (18-21), X-Trail (19-21)

Dacia: Duster (18-21), Dokker (19-21), Lodgy (19-21)


Engine Codes:

Mercedes: 282.914
Renault: H5H450, H5H470, H5H480, H5H490
Nissan: HR13DDT
Dacia: H5H450, H5H470, H5H480, H5H490

C



Belt



**HYUNDAI
MITSUBISHI
PROTON**

C VSE5768

Belt Tensioner Tool - Hyundai, Mitsubishi, Proton 1.6/1.8/2.0/2.4/3.0/3.5 - Belt Drive

The special tools provided in this set are required for the refitting of the automatic tensioner after timing belt replacement on Hyundai, Mitsubishi and Proton engines.

OEM Tools: 09244-28100/MD998767/MD998752, 09244-28000/MD998738

Applications:

Hyundai: Lantra/Elantra (91-96), Santa Fe (01-06), Sonata (93-01), Sonata (93-05), Trajet (00-05)

Mitsubishi: 3000GT (93-00), 300 Series (96-05), 400 Series (96-05), Carisma (96-05), Challenger (98-00), Colt (88-95), Galant (93-03), Grandis (04-10), L200 (97-06), Lancer (89-08), Outlander (03-07), Sapporo (81-90), Shogun/Pajero/Montero (91-07), Shogun Pinin/Pajero Pinin/Montero iO (99-06), Sigma (91-96), Space Gear (95-00), Space Runner (99-04), Space Star (99-06), Space Wagon (92-05)

Proton: Persona/Compact (96-05), Satria (96-05), Wira (96-05)

Engine Codes:


1.6: 4G61, G4-R
1.8: 4G67, 4G93, 4G93P, G4-N
2.0: 4G63, 4G94, G4CP, G4CPD, G4JP, G4-P
2.4: 4G64, 4G69, G4JS
3.0: 6G72
3.5: 6G74

B



Chain

MERCEDES



B VSE4816

Timing Tool Kit - Mercedes 1.6/1.8 M271 - Chain Drive

Includes timing chain tensioner wedge to release the oil pressure from the hydraulic timing chain tensioner. A timing chain tensioner drift is provided to refit the blanking plug back into the crankcase after removing the chain tensioner. A T100 star bit is provided to remove the camshaft sprocket fixing bolts.

OEM Tools: 271.589.014.000, 271.589.006.100, 271.589.003.100, 271.589.001.500

Applications: C160K (04-07), C180K (02-13), C200K (02-10), C230K (02-06), C250 (11-15), CLC160K (09-12), CLC180K (09-12), CLC200K (02-12), CLK200K (02-09), E200 (06-16), E250 (09-13), E200K (02-07), SLK200 (11-15), SLK200K (04-11), Sprinter (07-18)

Engine Codes:

1.6: 271.910, 271.911
1.8: 271.820, 271.860, 271.861, 271.921, 271.940, 271.941, 271.942, 271.943, 271.944, 271.946, 271.948, 271.950, 271.951, 271.952, 271.954, 271.955, 271.956, 271.957, 271.958

D



Chain

MERCEDES



D VSE4819

Crankshaft Pulley Wrench - Mercedes 1.6/1.8 M271 - Chain Drive

Designed as a counter-hold when removing and refitting the crankshaft pulley bolt. Suitable for Mercedes 1.6, 1.8 M271 petrol engines.

Applications: C160K (04-07), C180K (02-13), C200K (02-10), C230K (02-06), C250 (11-15), CLC160K (09-12), CLC180K (09-12), CLC200K (02-12), CLK200K (02-09), E200 (06-16), E250 (09-13), E200K (02-07), SLK200 (11-15), SLK200K (04-11), Sprinter (07-17)

Engine Codes:

1.6: 271.910, 271.911
1.8: 271.820, 271.860, 271.861, 271.921, 271.940, 271.941, 271.942, 271.943, 271.944, 271.946, 271.948, 271.950, 271.951, 271.952, 271.954, 271.955, 271.956, 271.957, 271.958

Associated Tool: **VSE4816** - Timing Tool Kit - Mercedes 1.6, 1.8 - Chain Drive (see **B**)



Use our online Timing Tool Kit Finder to search for kits, www.sealey.co.uk

A



Chain

BMW
MINI



A VSE6122

Timing Tool Kit - BMW, BMW Mini 1.2/1.5/2.0/3.0 - Chain Drive

Fits the new generation of BMW modular petrol engines. Contains the tools required to set and lock the engine and for valve timing checking and adjusting. Supplied in a storage case with instructions and a warning tag.

OEM Tools: 35.8.122, 28.8.380, 11.9.340, 11.6.480, 11.9.260

Applications:

BMW: i8 (14-20), 116i F20/21 (15-22), 140i F21/F22 (16-18), 216i F45 (14-17), 216i F46 Gran Tourer (15-22), 218i Coupe F22 (15-21), 218i F23 Cabriolet (15-17), 220i F45 (14-17), 220i F46 Gran Tourer (15-17), 225i F45 (14-17), 240i Coupe F22 (16-21), 240i Cabriolet F23 (16-21), 318 F30/31 (15-17), 330i F30/31 (15-17), 340i Gran Turismo F34 (16-20), 340i F30/31 (15-19), 340i F80 (15-18), 418i Gran Coupe (15-21), 418i Coupe (16-21), 440i Coupe F32 (16-20), 440i Cabriolet F33 (16-20), 440i Coupe F32 (16-20), 440i Gran Coupe F36 (16-21), 540i G30/31 (17-19), 640i Gran Turismo G32 (17-19), X1 F48 (15-22), X2 (18-22), X3 G01 (17-19), X4 G02 (17-19), Z4 (18-22)

BMW Mini: Clubman F54 (15-22), Countryman F60 (17-22), Convertible F57 (16-22), Mini F55 (14-22), Mini F56 (14-21)

Engine Codes:

1.2: B38A12A
1.5: B38A15A, B38B15A, B38K15A
2.0: B48A20A, B48B20B
3.0: B58B30A, B58B30B, B58B30C

C



Chain

MINI



C VS5214

Engine Support Bracket - BMW Mini

Designed to provide a safe secure method for supporting the engine if the engine mounting has to be removed for cylinder head work. Prevents the engine from slipping or dropping unexpectedly. When installed the vehicle can be moved to another location without the need to use a lifting device. Suitable for N12, N14, N16 and N18 Engines fitted in BMW Mini models.

Engine Codes:

1.4: N12B14, N12B14AB
1.6: N1216A, N14B16A, N14B16CD, N14B16CD/TO, N14B16TO, N16B16A, N16B16A/MO, N16B16A/MO, N16B16K0, N16B16MO, N16B16UO, N18B16A, N18B16A/MO, N18B16A/MO, N18B16C, N18B16C/TO, N18B16MO

B



Chain

MINI
CITROEN
PEUGEOT



B VSE6131

Timing Tool Kit - BMW Mini, Citroen, Peugeot 1.4/1.6 16v Chain Drive

Suitable for timing 1.4, 1.6 16v Valvetronic direct injection, chain drive petrol engines, fitted in BMW Mini, Citroen and Peugeot vehicles. Supplied in storage case with comprehensive instructions.

OEM Tools:

BMW Mini: 11.5.540, 11.5.590, 11.9.340, 11.9.550
Citroen: 0197-A1, 0197-A3, 0197-B
Peugeot: 0197-A1, 0197-A3, 0197-BZ

Applications:

BMW Mini: Mini Clubvan R55 (12-14), Mini Clubman R55 (08-14), Mini Countryman R55 (07-10), Mini Clubman R56/R57 (07-15), Mini R56/R57 (08-15), Mini Coupe R58 (11-15), Mini Roadster R59 (08-15), Mini Clubman R60 (10-14), Mini Clubvan R60 (12-14), Mini Roadster R61 (13-15), Mini Paceman R61 (14-17), Mini Countryman R60 (10-17)

Citroen: C4 (08-11), C4 Picasso (08-13), C4 Grand Picasso (13-15)

Peugeot: 207 (06-14), 207CC (07-15), 308 (07-15), 3008 (09-15), 5008 (09-15)

Engine Codes:

1.4: N12B14, N12B14AB
1.6: EP3(8FS), EP3C(8FR), EP6(5FW), EP6C(5FS), EP6CDT(5FV), EP6DT(5FT), EP6DT(5FX), EP6DTS(5FY), N14B16A, N14B16CD, N14B16TO, N14B16CD/TO, N16B16A, N16B16K0, N16B16A/MO, N16B16A/MO, N16B16MO, N16B16UO

Associated Tool: VSE6156 - Balance Shaft Alignment Tool Kit - BMW, BMW Mini, Citroen, Peugeot - Chain Drive (see page 384)

D



Chain

MINI



D VSE2381

Timing Chain Wear Indicator - BMW Mini

Allows checking of wear of the timing chain on a range of BMW Mini petrol engines with the minimum amount of dismantling. This saves a significant amount of time when checking for timing chain stretch and wear.

OEM Tool: 235.3.281

Applications: Clubman (07-14), Coupe (11-15), Countryman (10-17), Clubvan (12-14), Mini (06-18), Paceman (13-17), Roadster (12-15)

Engine Codes:

1.4: N12B14, N12B14AB
1.6: N12 B16A, N16 B16A, N16 B16MO, N16 B16UO, N16 B16A/MO, N16 B16K0, N18 B16A, N18 B16A/MO, N18 B16C, N18 B16A/MO, N18 B16MO, N18 B16C/TO

A

Chain
**RENAULT
MERCEDES
NISSAN
GM
VAUX/OPEL**

A VSE5086A
Timing Tool Kit - Mercedes, Nissan, Renault, GM 1.6D/2.0/2.3dCi/CDTi - Chain Drive

Suitable for setting and locking 2.0 and 2.3dCi/CDTi chain drive engines fitted in Renault, Mercedes, Nissan and Vauxhall/Opel models. Includes a crankshaft holding tool. Supplied in storage case with instructions and warning tag.

OEM Tools:
Renault/Nissan: Mot1766, Mot1769, Mot1773, Mot1969, Mot1970, Mot1770

Mercedes: 626589001500, 626589024000, 626589044000

Vauxhall/Opel: KM-6130, EN-48334, EN-48331, EN-48330

Applications:
Renault: Espace IV (06-10), Grand Espace IV (06-10), Grand Scenic II (06-09), Grand Scenic III (09-15), Koleos (08-19), Laguna II (05-07), Laguna III (07-15), Master III (10-15), Megane II (06-10), Megane IV (16-18), Scenic II (06-09), Scenic III (09-15), Scenic IV (16-18), Talisman (15-18), Trafic II (06-14), Vel Satis (05-10)

Nissan: Primastar (06-15), Qashqai (07-16), X-Trail (07-19)

Mercedes: C180 (14-15)

Vauxhall/Opel: Movano-B (10-19), Vivaro (06-16)

Engine Codes:
1.6D: 626.951, LQI/R9M452, LWU/R9M450, LWX/R9M408, LWX/R9M413, LWY/R9M452, LWZ/R9M408, R9M

2.0D CDTi: M9R630, M9R700, M9R780, M9R782, M9R784, M9R786, M9R788

2.0dCi: M9R, M9R610, M9R615, M9R630, M9R700, M9R720, M9R721, M9R722, M9R724, M9R740, M9R742, M9R744, M9R746, M9R748, M9R750, M9R754, M9R760, M9R761, M9R762, M9R763, M9R780, M9R782, M9R784, M9R786, M9R788, M9R800, M9R802, M9R805, M9R808, M9R812, M9R814, M9R815, M9R816, M9R820, M9R830, M9R832, M9R833, M9R834, M9R835, M9R836, M9R838, M9R845, M9R849, M9R855, M9R856, M9R858, M9R859

2.3D Bi-CDTi/Bi-CDTi ecoFlex: LOD/M9T702, LOD/M9T708, LP6/M9T706, LW7/M9T706, LWK/M9T708

2.3D CDTi/ecoFlex: LOB/N9T870, L2U/M9T680, L2U/M9T880, L2U/M9T896, L2U/M9T898, LWJ/M9T880, LWJ/M9T896, LWJ/M9T898, LWK/M9T870, LWK/M9T890, LWK/M9T892, LWL/M9T870, LWL/M9T890, M9T670, M9T672, M9T676, M9T678, M9T680, M9T686, M9T690, M9T692, M9T694, M9T698

2.3dCi: LW7/M9T706, M9T670, M9T672, M9T676, M9T678, M9T680, M9T686, M9T690, M9T692, M9T694, M9T696, M9T698

C
**DACIA
MERCEDES
RENAULT**

Belt

C VSE4810
Timing Tool Kit - Dacia, Mercedes, Renault, 1.5dCi - Belt Drive

Essential tools for timing belt replacement on Dacia, Mercedes and Renault, 1.5dCi diesel engines. Supplied with a warning tag and instructions.

OEM Tools:
Mercedes: 607.589.011.500, 607.589.001.500

Renault/Dacia: Mot1430, Mot1489

Applications:
Mercedes: A180 (12-15), B160 (13-17), B180 (12-17), Citan (12-19), CLA (15-18), GLA (15-18)

Renault: Bebop (12-13), Captur (13-15), Clio IV (12-15), Clio IV Grand Tour (13-15), Grand Kangoo II (13-16), Kangoo (13-16)

Dacia: Dokker (12-15), Dokker Express (12-15), Duster (10-15), Lodgy (12-15), Logan (10-13), Logan Express (10-13), Logan Pick Up (10-13), Sandero II (10-13)

Engine Codes: 607.951, K9K 608, K9K 609, K9K 612, K9K 796, K9K 846, K9K 856, K9K 858, K9K 884, K9K 892, K9K 894, K9K 898, K9K 896

B
**RENAULT
VAUX/OPEL
DACIA**

Belt

B VSE1903
TDC Timing Pin - Dacia, Renault, Vauxhall/Opel - Belt Drive

Used on a variety of diesel and petrol Dacia, Renault and Vauxhall/Opel engines.

OEM Tools:

Mot1054, 861, 863

Applications - Diesel:
Dacia 1.2 16V: Logan (09-17), Logan/MCV (13-17), Sandero (08-17)

Renault 1.9: Avantime (05-07), Clio (99-08), Clio IV (12-18), Espace (97-08), Kangoo (99-08), Laguna (97-07), Master (00-06), Megane (95-08), Modus (04-08), Scenic (95-08), Trafic (01-08), Twingo (07-08), 2.5/2.8D Master (00-06) S8U S9W

Vauxhall/Opel 1.9: Movano (00-08), Vivaro (01-08)

Engine Codes - Diesel:
Dacia: D4F 732, D4F 734

Renault F8Q: 600, 606, 610, 620, 622, 624, 630, 632, 640, 644, 646, 648, 662, 672, 676, 678, 680, 682, 684, 692, 696, 706, 710, 714, 722, 724, 730, 732, 740, 744, 764, 768, 776, 784, 786, 788, 790, P6

Renault F9Q 1.9: 670, 674, 680, 718, 750, 752, 754, 717, 730, 731, 734, 736, 744, 780, 782, 820, 826, 870, 872

Vauxhall/Opel F9Q: 724, 760, 762, 770, 774, W772

Vauxhall/Opel G9T: 720, 750, F722

Applications - Petrol:
Renault: 5 (90-96), Clio (97-03), Clio II (98-13), Clio III (02-15), Clio IV (12-16), Espace (98-07), Kangoo (98-05), Kangoo (98-04), Laguna (98-01), Laguna II (01-07), Megane (95-03), Megane II (02-12), Modus 1.2 (04-09), Grand Modus (04-13), Scenic (99-03), Grand Scenic (03-09), Megane Scenic (99-03), Twingo (10-14), Extra/Rapid/Rapid Express (97-01)

Engine Codes - Petrol:
Renault D4F: 722, 728, 740, 764, 770, 772

Renault D7F: 720

Renault D4P: 720, 760, 770, 771


Renault F4R: 700, 701, 720, 730, 740, 741, 744, 770, 771, 780

Renault F4Rt: 776, 784, 786, 787

Renault F5R: 700, 701, 740

Renault F8M: 720, 730, 736, 760

D
**RENAULT
NISSAN
SUZUKI
DACIA**

Belt

D VSE1901A
Timing Tool Kit - Dacia dCi, Nissan 1.5D dCi, Renault, Suzuki DDiS Belt Drive

Essential tools for timing belt replacement on Renault/Nissan 1.5D dCi diesels. Covers engine codes K9K. These engines are also fitted in Suzuki and Dacia models.

OEM Tools:

Mot1489, KV113B0130, 09919-58110,

Mot1054, Mot1430, KV113B0110, 09919-58120

Applications:
Dacia: Dokker (12-15), Duster (10-14), Lodgy (12-15), Logan/MCV/Express/Pick Up (05-15), Logan Van (06-15), Sandero (08-11)

Nissan: Cube Z12 (08-11), Juke F15 (10-17), Kubistar X76 (03-09), Micra K12 (03-10), Micra (17-19), Note E11 (06-12), NV200 M20 (09-16), Pulsar (14-15), Qashqai/+2 (07-15), Tiida C11 (07-11)

Renault: Captur (13-17), Clio II/Clio Campus/Clio Storia (01-11), Clio III (05-15), Fluence (09-15), Kangoo (00-09), Kangoo II/Kangoo Be-Bop (08-13), Laguna III (07-15), Megane II (02-10), Megane III (08-15), Modus (04-08), Modus/Grand Modus II (08-11), Scenic/Grand Scenic II (03-15), Scenic/Grand Scenic III (09-15), Thalia (04-08), Twingo II (07-10)

Suzuki: Jimny (03-11)

Engine Codes:
K9K 1.5D dCi: 260, 270, 272, 274, 299, 612, 636, 646, 700, 702, 704, 706, 710, 712, 714, 716, 718, 722, 724, 728, 729, 732, 734, 740, 750, 752, 760, 762, 764, 766, 768, 770, 772, 774, 780, 782, 790, 792, 794, 796, 800, 802, 804, 806, 808, 816, 830, 832, 834, 836, 837, 846, 884, 892, 894, 896, 898

K9K 1.5D DDiS: 262, 266, 299

F9Q 1.9D Di-D: 1, 2

A



Belt



**RENAULT
NISSAN
VAUX/OPEL
DACIA**

A VSE5071

Timing Tool Kit - Dacia, Nissan, Renault, Vauxhall/Opel 1.4/1.6/1.8/2.0 16v - Belt Drive

Suitable for timing belt replacement on the 1.4, 1.6, 1.8 and 2.0 engines fitted in Renault vehicles. Supplied in storage case.

OEM Tools: Mot1054, Mot1489, Mot1496

Applications:

Dacia: Logan/MCV (05-11)

Renault: Avantime (00-03), Clio II (99-06), Clio III/Sport (06-09), Espace/Grand Espace (98-02), Espace/Grand Espace IV (02-10), Kangoo/Trekka (01-09), Laguna (98-01), Laguna II (01-07), Laguna III (07-13), Megane (99-03), Megane II (02-10), Megane III/Sport (08-13), Megane/Scenic (99-00), Scenic/RX4 (99-03), Scenic/Grand Scenic II (03-09), Trafic II (01-11), Twingo II (08-14), Vel Satis (00-10), Wind (10-14)

Nissan: Kubistar X76 (03-09), Primastar (02-11)

Vauxhall/Opel: Vivaro (01-11)

Engine Codes:

1.4 16v K4J: 730, 732, 740

1.6 16v K4M: 752, 753, 760, 761, 764, 788, 812, 813, 854, 856

1.8 16v F4P: 720, 722, 760, 770, 771, 772, 773, 774, 775

2.0 16v F4R: 700, 701, 712, 713, 714, 715, 720, 722, 730, 732, 736, 738, 740, 741, 744, 746, 747, 762, 763, 764, 765, 766, 767, 770, 771, 780, 790, 791, 792, 820, 830, 832, 867

2.0 16v F4R(t): 720, 722, 764, 765, 774, 776, 784, 786, 787, 794, 795, 796, 797, 800, 802, 810, 811, 870, 872, 874, 886, 887, 896, 897

B



Belt

**RENAULT
NISSAN
VAUX/OPEL
DACIA**



B VSE5071A

Timing Tool Kit - Dacia, Nissan, Renault, Vauxhall/Opel, 1.4/1.6/1.8/2.0 K4J/K4M/F4P/F4R(t) - Belt Drive

Suitable for timing belt replacement on the 1.4, 1.6, 1.8 and 2.0 engines fitted in Renault, Nissan, Vauxhall/Opel and Dacia vehicles. Kit features camshaft setting plate which avoids the camshaft position sensor on later 1.4 and 1.6 engines.

OEM Tools:

Renault/Nissan: Mot861, Mot1054, Mot1489, Mot1496, Mot1750

Vauxhall/Opel: KM-6031, KM-6233

Applications:

Dacia: Logan/MCV (05-11)

Nissan: Kubistar X76 (03-09), Primastar X83 (02-11)

Renault: Avantime (00-03), Clio II (99-06), Clio III/Sport (05-13), Espace/Grand Espace (98-02), Espace/Grand Espace IV (02-10), Kangoo/Trekka (01-09), Kangoo II/Be Bop (08-12), Laguna (98-01), Laguna II (01-07), Laguna III (07-13), Logan/MCV (05-11), Megane (99-03), Megane II (02-10), Megane III/Sport (08-15), Megane/Scenic (99-00), Modus (04-08), Modus/Grand Modus II (08-13), Scenic/RX4 (99-03), Scenic/Grand Scenic II (03-09), Scenic/Grand Scenic III (09-15), Trafic II (01-11), Twingo II/Sport (08-13), Vel Satis (00-10), Wind (10-14)

Vauxhall/Opel: Vivaro (01-11)

Engine Codes:

1.4 16v K4J: 700, 710, 711, 712, 713, 714, 715, 730, 732, 740, 750, 770, 780

1.6 16v K4M: 690, 700, 701, 704, 706, 708, 709, 710, 711, 712, 714, 716, 718, 720, 724, 730, 732, 734, 736, 740, 742, 743, 744, 745, 746, 748, 752, 753, 760, 761, 764, 766, 776, 782, 788, 790, 791, 792, 794, 800, 801, 802, 804, 812, 813, 824, 830, 831, 846, 848, 854, 856, 858, 862, 866

1.8 16v F4P: 720, 722, 760, 770, 771, 772, 773, 774, 775


2.0 16v F4R: 700, 701, 712, 713, 714, 715, 720, 722, 730, 732, 736, 738, 740, 741, 744, 746, 747, 770, 771, 780, 790, 791, 792, 820, 830, 832

2.0 16v F4R(t): 720, 722, 762, 763, 764, 765, 766, 767, 774, 776, 784, 786, 787, 794, 795, 796, 797, 800, 802, 810, 811, 832, 870, 872, 874, 876, 886, 887, 896, 897

C



Belt



**SUBARU
SAAB**

C VSE5055

Camshaft Locking Tool Subaru, Saab - Belt Drive

Useful time-saving tool designed to assist with the operation when replacing the timing belt on Subaru 2.0 and 2.5 litre engines and Saab 9-2X Aero DOHC Turbo engines. For use on hex key camshaft sprocket fixing bolts.

Applications:

Subaru: Impreza Turbo WRX (00-07), Impreza Turbo WRX Sti (01-05), Impreza WRX (05-07), Impreza WRX Sti (05-07), Forester (98-09), WRX (11-13), Baja Turbo (04-06), Legacy GT (05-10)

Saab: Saab 9-2X Aero (2005)

Engine Codes:

2.0: EJ205, EJ207

2.5 Turbo: EJ255, EJ257

D

**BULK
PACK**



D SEE BELOW

50ml Bearing Fit Retainer High Strength

Retains bearings, even under high rotational loading. Keeps full strength with no fatigue under load stress and has low corrosiveness.

Model No: SCS601S

Pack Quantity: 1

SCS601 12



E



Chain


NISSAN



E VSE1630

Injection Pump Sprocket Locking Pin Nissan 2.2D/2.5D

Designed to lock the timing sprocket/injection pump sprocket on Nissan 2.2D, 2.5D chain driven diesel engines.



A VSE5886A

**Timing Tool Kit - Vauxhall/Opel, Saab
1.9D CDTi/TiD/TTiD, 2.0D CDTi - Belt Drive**

Suitable for timing belt replacement on Vauxhall/Opel and Saab vehicles fitted with 1.9D CDTi/TiD/TTiD or 2.0D CDTi engines. Kit contains camshaft setting tools, crankshaft locking tool and tensioner pin. Supplied in storage case.

OEM Tools: EN-46788/32 025 009, EN-46789, 32 025 008, KM-6349/87 92 335

Applications:

Vauxhall/Opel: Astra-H (04-11), Astra-J (10-15), Cascada (13-15), Insignia (08-13), Signum (04-08), Vectra-C (04-08), Zafira-B (05-12), Zafira-C Tourer (11-15)

Saab: 9-3 (04-10), 9-5 (05-10)

Engine Codes:

1.9D CDTi: Z19DT, Z19DTH, Z19DTJ, Z19DTL

1.9D TiD: Z19DT, Z19DTH

1.9D TTiD: Z19DTR

1.9D XTTiD: A19DTR, Z19DTR

2.0D CDTi/ecoFLEX: LBQ/A20DTL, LBR/A20DT, LBS/A20DTH, LBX/A20DTJ, LBY/A20DTR, LCD/A20DTC

2.0D TiD: LBS/A20DTH

2.0D TTiD: LBY/A20DTR




C VS5254

Crankshaft Holding Wrench - Vauxhall/Opel 1.6D - Chain Drive

Crankshaft pulley holding wrench. Suitable for Vauxhall/Opel 1.6 diesel engines.

Applications: Astra J (13-18), Astra K (15-18), GTC (15-18), Meriva B (13-17), Mokka (16-18), Mokka X (16-18), Insignia-B (15-17), Zafira-C (13-18)

Engine Codes: LVM/B16DTC, LWQ/B16DTE, LVL/B16DTH, LVL/B16DTJ, LVM/B16DTL, LVL/B16DTN, LVK/B16DTR, LWW/B16DTU



B VSE5871A

**Timing Tool Kit - Dacia, Mitsubishi, Nissan, Renault, Suzuki, GM
1.5D/1.9D/2.2D/2.5D - Belt Drive**

Essential tools for timing belt replacement on Renault/Nissan 1.5D, 1.9D, 2.2D and 2.5D dCi diesel engines. Covers engine codes K9K, F9Q, G9T, G9U. These engines are also fitted in Vauxhall/Opel, Suzuki, Mitsubishi and Dacia models. Kit includes crankshaft locking pins, belt tensioner tools and camshaft setting plates.

OEM Tools:

Renault: Mot1054, Mot1430, Mot1489, Mot1534, Mot1536, Mot1537, Mot1538, Mot1543, Mot1705

Nissan: KV113B0110, KV113B0130, KV113B0360

Vauxhall/Opel: KM-6023, KM-6031, KM-6032, KM-6204, KM-6205, KM-6234

Suzuki: 09912-46510, 09919-58110, 09919-58120, 09919-76530

Dacia: Mot1430, Mot1489

Mitsubishi: MB996048

Applications:

Renault: Clio II/Clio Campus/Clio Storia (01-11), Clio III (05-11), Espace/Grand Espace (00-02), Espace/Grand Espace IV (02-09), Fluence (09-15), Kangoo (00-09), Kangoo Trekka (01-05), Kangoo II/Kangoo Be-Bop (08-13), Laguna (99-01), Laguna II (01-07), Laguna III (07-14), Master II (01-10), Megane (99-03), Megane II (02-10), Megane III (08-12), Modus (04-08), Modus/Grand Modus II (08-11), Scenic/RX4 (99-03), Scenic/Grand Scenic II (03-09), Scenic/Grand Scenic III (09-15), Thalia (07-08), Trafic II (01-12), Twingo II (07-14), Vel Satis (02-09)

Nissan: Cube Z12 (08-11), Interstar X70 (02-11), Juke F15 (10-12), Kubistar X76 (03-09), Micra K12 (03-10), Note E11 (06-12), NV200 M20 (09-12), Primastar X83 (02-12), Primera P12 (03-07), Pulsar (14-15), Qashqai/+2 J10 (10-14), Qashqai J11 (14-15), Tiida C11 (07-11)

Vauxhall/Opel: Movano-A (00-10), Vivaro (01-12)

Suzuki: Grand Vitara (05-15), Jimny (03-11)

Dacia: Duster (10-14), Logan/MCV/Express/Pick Up (05-13), Sandero (08-15)

Mitsubishi: Carisma (01-05)

Engine Codes:

1.5D dCi K9K: 612, 636, 700, 702, 704, 706, 710, 712, 714, 716, 718, 722, 724, 728, 729, 732, 740, 750, 752, 760, 762, 764, 766, 768, 772, 780, 782, 790, 792, 794, 796, 800, 802, 804, 806, 808, 830, 832, 834, 836, 837, 884, 892, 894, 896, 898

1.5D DDiS K9K: 262, 266, 299

1.9D DDiS: F9Q B2

1.9D Di-D: F9Q 1, F9Q 2

1.9D dCi/CDTi F9Q: 650, 660, 664, 670, 674, 680, 690, 718, 732, 733, 740, 748, 750, 751, 752, 754, 758, 759, 760, 762, 772, 774, 775, 790, 800, 803, 804, 808, 812, 814, 816, 818, 820, 826, 870, 872

2.2D dCi/CDTi G9T: 600, 605, 606, 607, 642, 700, 702, 703, 706, 707, 710, 720, 722, 742, 743, 750, 772


2.5D dCi/CDTi G9U: 630, 632, 650, 720, 724, 726, 730, 750, 754

A



Chain

**VAUX/OPEL
CHEVROLET
SUZUKI**



A VS5235

Timing Tool Kit - GM, Chevrolet, Suzuki 1.0/1.2/1.4/1.6 - Chain Drive

Covers a wide range of Vauxhall/Opel and Chevrolet petrol engines. Includes the necessary tools for setting and locking the camshafts and crankshaft. Also includes the pins for locking the timing chain tensioner, locking tools for 1.0, 1.2, 1.4, 1.6 EcoTec/EcoFLEX (codes X and Z) chain engines, and the timing disc position gauge for the timing sensor on the inlet camshaft. Supplied in storage case with instructions and a warning tag.

OEM Tools:

GM: EN-499-78, EN-49977-100, EN-49977-200, KM-6130, KM-952, KM-953, KM-953-A, KM-954, KM-955, KM-955-1, KM-955-2

Suzuki: 09919-08310, 09919-58310, 09912-38310, 09919-58320

Applications:

Vauxhall/Opel: Agila (00-08), Agila-B (08-10), Adam (12-18), Adam Rocks (14-18), Ampera (11-16), Astra-G (98-06), Astra G Classic II (03-10), Astra-H (04-11), Astra-J (09-18), Cascada (13-18), Combo (04-12), Corsa-B (97-00), Corsa-D (06-14), Corsa-C (00-14), Corsa-E (15-18), GTC (15-18), Insignia (11-17), Meriva-A (04-10), Meriva-B (10-17), Mokka (12-16), Mokka X (16-18), Tigra-B (04-10), Zafira-C Tourer (12-18)

Chevrolet: Aveo (11-15), Cruze (11-15), Orlando (11-15), Trax (13-15), Volt (12-14)

Holden: Volt (12-14)

Cadillac: ELR (14)

Suzuki: Wagon R (05-08)

Engine Codes:

1.0: A10XEP

1.2: A12XEL, A12XER, LWD/A12XEL, L2Q/A12XEL, LWD/B12XEL

1.4: A14XEL, A14XER, LUJ/A14NET, LDD/A14XEL, LDD/A14XER, L2Z/A14XEL, LDD/B14XEJ, LDD/B14XEL, LDD/B14XER, LUJ/B14NEH, LUH/A14NEL, LUJ/A14NEL, LUJ/B14NEL, LUJ/A14NET, LUJ/B14NET, LDD, LUU

1.6: LDE/A16XER, LDE/B16XER

B



Belt

**VAUX/OPEL
ALFA ROMEO
CHEVROLET
FIAT
SAAB**



B VSE5006

Timing Tool Kit - Alfa Romeo, Chevrolet, Fiat, GM, Saab 1.4/1.6/1.8 Twinport - Belt Drive

Comprises camshaft setting tools and belt tensioner locking pins. Suitable for timing applications on all 1.4, 1.6 and 1.8 Twinport petrol engines with belt drive. Supplied in a storage case with instructions and a warning tag.

OEM Tools:

Alfa Romeo/Fiat: 2.000.012.000 2.000.012.100 2.000.012.800

GM: KM-911, KM-6625/EN-6625, KM-6340/EN-6340, KM-6349/KM-6130/EN-6349, KM-6333/EN-6333, KM-6628-A

Applications:

Alfa Romeo: 159 (05-10)

Chevrolet: Aveo (08-14), Cruze (09-15), Orlando (11-15)

Fiat: Croma (06-11), Stilo (05-08)

Saab: 9-5 (10-12)

Vauxhall/Opel: Astra-G (03-10), Astra-H (04-13), Astra-J (09-15), Corsa-D (07-14), Insignia (08-13), Meriva-A (06-10), Mokka (12-15), Signum (06-08), Vectra-C (06-08), Zafira-B (05-14), Zafira-C Tourer (11-15)

Engine Codes:

1.4 16v: G14D

1.6: A16LEL, A16LER, A16LET, A16XER, LDE/A16LER, LDE/A16XER, LLU/A16LET, Z16LEL, Z16LER, Z16LET, Z16XE1, Z16XEP, Z16XER

1.6 ecoFLEX CNG: A16XNT, LGE/A16XNT, Z16XNT

1.8: 2HO/A18XEL, 2HO/A18XER, A18XER, Z18XER, 939A4.000

C VS1700

Timing Tool Kit - GM, Saab, Chevrolet EcoTec 1.4/1.6/1.8/2.0/2.2 16v - Belt Drive

Designed to fit between camshaft sprockets to maintain camshaft timing position. Essential tools for timing belt replacement applications. Supplied as a pair.

OEM Tools:

Vauxhall/Opel/Saab: KM-852, KM-853

Chevrolet: EN-852

Applications:

Vauxhall/Opel: Astra-F (93-98), Astra-G (98-06), Astra-G Classic II (03-04), Astra-H (04-11), Kadett-E (88-91), Cavalier (90-95), Calibra (94-98), Combo-C (05-08), Corsa-B (94-00), Corsa-C (00-07), Frontera-A (95-98), Frontera-B (98-04), Meriva-A (03-10), Omega-B (94-03), Signum (03-07), Sintra (96-99), Tigra (95-00), Tigra-B (04-10), Vectra-B (95-02), Vectra-C (02-08), VX220/Speedster (03-06), Zafira-A (99-05), Zafira-B (05-13)

Chevrolet: Cruze (09-11)

Saab: 9-3 (03-10)

Engine Codes:

1.4 16v: X14XE

1.6 16v: Z16SE

1.6 BiFuel CNG: Z16YNG

1.6 ecoFLEX CNG: Z16YNG

1.8 16v: C18XE, C18XEL, X18XE, X18XE1, Z18XE, Z18XEL

1.8 Dual Fuel: Z18XE

1.8i: Z18XE

1.8 16v: Z18XE

2.0 16v: C20SEL, C20XE, X20XEV

2.0 OPC/VXR: X20XER, Z20LEH

2.0 OPC/ZXR: Z20LEH

2.0 Turbo: Z20LEH, Z20LEL, Z20LER, Z20LET

2.2 16v: X22SE, X22XE, Y22SE, Y22XE, Z22XE

C



Belt



**VAUX/OPEL
CHEVROLET
SAAB**



Use our online Timing Tool Kit Finder to search for kits, www.sealey.co.uk

A



Chain

VAUX/OPEL
SUZUKI**A VSE243****Timing Tool Kit - Vauxhall/Opel, Suzuki 1.0/1.2/1.4 - Chain Drive**

Includes locking tools for 1.0, 1.2, 1.4 EcoTec/EcoFLEX (codes X and Z) chain engines. Also includes the timing disc position gauge for the timing sensor on the inlet camshaft. Supplied in storage case.

OEM Tools: KM-952/09912-38310, KM-953/09919-58310, KM-954/09919-08310, KM-955/09919-58320, KM-6130

Applications:

Suzuki: Wagon R (05-08)
Vauxhall/Opel: Agila (00-08), Astra-G (98-06), Astra G Classic II (03-10), Astra-H (04-11), Combo (04-12), Corsa-B (97-00), Corsa-C (00-07), Corsa-D (06-12), Meriva-A (04-10), Tigra-B (04-10)

Engine Codes:

1.0 12v: X10XE, Z10XE, Z10XEP
1.2 16v: X12XE, Z12XE, Z12XEP
1.4 16v/ecoFLEX: Z14XEL, Z14XEP

C



Belt

VAUX/OPEL
CHEVROLET
SAAB**C VSE5005****Timing Tool Kit - Chevrolet, GM, Saab - EcoTec 1.4/1.6/1.8 16v Belt Drive**

Set includes camshaft locking tool, designed to fit between camshaft sprockets to retain timing position on 1.4, 1.6 and later 1.8 16v EcoTec engines. Also includes flywheel holding tool (for crankshaft pulley removal) and auxiliary belt tensioner locking pin, which are required during timing belt replacement on these engines.

OEM Tools: KM-852/EN-852, KM-911, KM-6130

Applications:

Chevrolet: Cruze (09-11)
Saab: 9-3 (02-12)
Vauxhall/Opel: Astra-F (95-98), Astra-G (98-06), Astra-H (04-07), Combo-C (05-12), Corsa-B (94-00), Corsa-C (00-07), Meriva-A (03-10), Signum (03-07), Tigra (95-00), Tigra-B (04-10), Vectra-B (95-02), Vectra-C (02-08), Zafira-A (99-05), Zafira-B (06-13)

Engine Codes:

1.4 16v: X14XE, Z14XE
1.6 16v: LXT, X16SEJ, X16XE, X16XEL, Y16XE, Z16XE
1.6 BiFuel CNG/ecoFLEX CNG: Z16YNG
1.8 16v: X18XE, X18XE1, Z18XE, Z18XEL
1.8 Dual Fuel: Z18XE

B



Chain

VAUX/OPEL
CHEVROLET
HOLDEN
CADILLAC**B VSE5007****Timing Tool Kit - Chevrolet, Vauxhall/Opel 1.0/1.2/1.4 - Chain Drive**

Covers a wide range of Vauxhall/Opel and Chevrolet petrol engines. Includes the necessary tools for setting and locking the camshafts and crankshaft, and pins for locking the timing chain tensioner. Supplied in a storage case with instructions and a warning tag.

OEM Tools: EN-49977-100, KM-953-A, KM-952, EN-499-78, EN-49977-200, KM-955-1, KM-955-2

Applications:

Vauxhall/Opel: Agila (00-03), Agila-B (08-10), Adam (12-19), Adam Rocks (14-19), Ampera (11-16), Astra-J (09-18), Cascada (13-19), Corsa-D (06-14), Corsa-C (00-14), Corsa-E (15-20), GTC (15-20), Insignia (11-17), Meriva-B (10-17), Mokka (12-16), Mokka X (16-20), Zafira-C Tourer (12-18)

Chevrolet: Aveo (11-15), Cruze (11-15), Orlando (11-15), Trax (13-15), Volt (12-14)

Holden: Volt (12-14)

Cadillac: ELR (2014)

Engine Codes:

1.0/1.0 Ecoflex: A10XEP
1.2/1.2 Ecoflex: A12XEL, A12XER, LWD/A12XEL, L2Q/A12XEL, LWD/B12XEL
1.4/1.4 Ecoflex: A14XER, LUJ/A14NET, LDD/A14XEL, LDD/A14XER, LDD/A14XEL, A14XEL, L2Z/A14XEL, LDD/B14XEJ, LDD/B14XEL, LDD/B14XER, LUJ/B14NEH, LUJ/B14NEL, LUJ/B14NET, LDD/D14XER, LDD/D14XEL, LUJ/D14NET
1.4 Turbo: LUJ/A14NEL, LUJ/A14NET, LUJ/B14NET

D



Chain

VAUX/OPEL

**D VSE5067****Timing Tool Kit - GM 1.0/1.4 - Chain Drive**

Contains the essential tools required to set the camshafts into their timing position. Suitable for turbo and non-turbo 2014on engines. Supplied in a storage case with instructions and a warning tag.

OEM Tools: EN-51367, EN-51298, EN-51632

Applications: Adam (14-18), Adam Rocks (14-18), Astra K (15-18), Corsa E (15-18), Mokka (16-18)

Engine Codes:

1.0: LE1/B10XFL, LE1/B10XFF, LE1/B10XHL, LE1/B10XFT
1.4: LV7/B14XE, LE2/B14XFL, LE2/B14XFT

A



Belt

VAUX/OPEL



A VS4620

Timing Tool Kit - GM, EcoTec/EcoFLEX 1.4-2.2 - Belt Drive

Supplied in a convenient foam storage tray. See www.sealey.co.uk for full details.

C



Chain

**NISSAN
RENAULT**



C VSE5032

Front Pulley & Flywheel Locking Tool Set - Chain Drive

Suitable for a wide range of petrol and diesel engines fitted to Renault and Nissan vehicles. Contains a useful sump/cover separation tool.

OEM Tools: Mot1431, Mot1716, Mot2019, Mot1789, Mot919-02

Applications:

Nissan: Primastar (06-15), Qashqai/Qashqai+2 (07-14), X-Trail (07-14), Navara (15-16), NV400 (11-16)

Renault: Espace V (15-16), Clio (06-16), Fluence (09-15), Laguna (05-15), Latitude (10-15), Megane (06-15), Scenic/Grand Scenic (06-15), Espace/Grand Espace IV (02-15), Koleos (08-16), Trafic II (07-15), Vel Satis (00-10), Master III (10-16)

Engine Codes:

1.4: H4JT700

1.6: M5M400, M5M450

2.0: M4R700, M4R701, M4R704, M4R711, M4R713, M4R714

2.0D: M9R726, M9R730, M9R735, M4R737, M9R740, M4R746, M9R742, M9R744, M9R746, M9R748, M4R750, M4R751, M4R752, M4R753, M4R754, M9R610, M9R613, M95615, M9R630, M9R750, M9R760, M9R761, M9R762, M9R763, M9R700, M9R721, M9R722, M9R724, M9R756, M9R780, M9R782, M9R800, M9R802, M9R803, M9R804, M9R805, M9R806, M9R808, M9R809, M9R811, M9R812, M9R814, M9R815, M9R816, M9R817, M9R820, M9R824, M9R828, M9R830, M9R832, M9R833, M9R834, M9R835, M9R836, M9R838, M9R839, M9R844, M9R845, M9R846, M9R849, M9R854, M9R855, M9R856, M9R857, M9R858, M9R859, M9R865, M9R866, M9R784, M9R786, M9R788

2.3D: M9T670, M9T672, M9T676, M9T678, M9T680, M9T686, M9T690, M9T692, M9T694, M9T696, M9T698, M9T700, M9T702, M9T706, M9T708, M9T870, M9T880, M9T890, M9T896, M9T898, M9TC6, YS23DDT, YS23DDTT

2.5: 2TR700, 2TR702, 2TR703, 2TR704, 2TR705, 2ZV604, V4U604, VQ25

3.5: V4Y701, V4Y711, V4Y713, V4Y715

B

**ALFA ROMEO
FIAT
FORD
LANCIA
PSA
SUZUKI
VAUX/OPEL**



B VSE5881A

Timing Tool Kit - Alfa Romeo, Fiat, Ford, GM, Lancia, Suzuki 1.3D JTD(M)/TDCi/DDiS/CDTi - Chain Drive

Chain

Suitable for timing the camshaft and crankshaft, on chain drive 1.3 diesel engines. Set also includes a tensioner locking pin. Supplied in storage case.

OEM Tools:

Alfa Romeo/Fiat/Lancia: 1.871.00.900

Citroen: 104-A, 0198-J

Ford: 303-1472

Peugeot: 104-A, 0198-J

Suzuki: 09912-38300, 09916-98610, 09917-68610

Vauxhall/Opel: EN-46781, EN-46785, KM-955

Applications:

Alfa Romeo: MiTo (08-16)

Citroen: Nemo (10-16)

Fiat: 500 (07-16), Doblo/Cargo (04-10), Fiorino (08-16), Grande Punto (05-11), Idea (04-12), Linea (07-11), Panda (03-16), Punto (03-11), Punto Evo (09-14), Qubo (08-16)

Ford: Ka (09-15)

Lancia: Musa (04-13), Ypsilon (03-15)

Peugeot: Bipper (10-16)

Suzuki: Ignis (03-09), Splash (08-11), Swift (06-14), Wagon R+ (03-08)

Vauxhall/Opel: Agila (03-08), Agila-B (08-10), Astra-H (04-11), Astra-J (09-15), Combo-C (03-12), Corsa-C (03-12), Corsa-D (06-14), Meriva-A (04-10), Meriva-B (10-15), Tigra-B (04-10)

Engine Codes:

Alfa Romeo JTD Multijet: 199A3.000, 199B1.000

Citroen: F13DTE5 (FHZ)

Fiat JTD Multijet: 169A1.000, 188A8.000, 188A9.000, 199A2.000, 199A3.000, 199A9.000, 199B1.000, 199B2.000, 223A9.000

Ford TDCi: 169A1.000(FD4)

Lancia JTD Multijet: 188A9.000, 199A3.000, 199B1.000

Peugeot: (FHZ)F13DTE5

Suzuki DDiS: D13A, Z13DT, Z13DTJ, Z13DTJ Eco

Vauxhall/Opel CDTi: A13DTC, A13DTE, A13DTR, D13A, LDV/A13DTC, LSF/A13DTE, Y13DT, Y13DTH, Z13DT, Z13DTi, Z13DTH, Z13DTJ, Z13DTR

D



Belt

VAUX/OPEL



D VSE5009

Timing Tool Kit Chevrolet, Vauxhall/Opel 2.0D - Belt Drive

Designed for Vauxhall/Opel/Chevrolet 2.0D common rail diesel engine. Locks the engine in the correct position whilst changing the timing belt on the SOHC 16v engine range. Supplied in storage case with instructions and warning tag.

OEM Tools: EN-48245, EN48246

Applications:

Chevrolet: Captiva (07-11), Cruze (09-11), Epica (06-11),

Lacetti (06-10), Nubira (07-10)

Vauxhall/Opel: Antara (07-11)

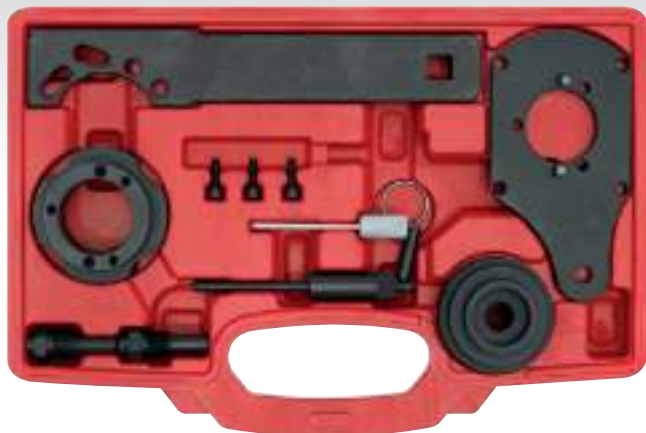
Engine Codes: Z20DM, Z20DMH, LLWZ20DMH, RA420, Z20S1

A

NEW



Chain



VAUX/OPEL

A VSE5001**Timing Tool Kit - GM 1.3CDTi - Chain Drive**

Contains essential tools required when replacing the timing chain. Contents include crankshaft pulley hub holding tool and camshaft position sensor positioning tool. Supplied in a storage case with instructions and a warning tag.

OEM Tools:	KM-662-C, EN-50515, EN-51500, EN-46775, KM-955-1
Application:	Corsa E (15-18)
Engine Codes:	LKU/B13DTR, LKU/B13DTE, LKV/B13DTC

B



Belt

VAUX/OPEL

**B VSE5740****Timing Tool Kit - Vauxhall/Opel 2.0CDTi - Belt Drive**

Suitable for Vauxhall/Opel 2.0 CDTi belt drive diesel engines. Essential tools required when replacing the camshaft drive belt. Contains a flywheel locking tool required on vehicles fitted with automatic transmission. Supplied in a storage case with full instructions.

OEM Tools:	EN 51413, EN 955-2, EN 51412, EN 51414, EN 51411
Applications:	Cascada (15-18), Insignia A (14-18), Insignia B (17-20), Zafira C (14-19)
Engine Codes:	LFS/B20DTH, LFS/D20DTH

C



Chain



VAUX/OPEL

C VSE5741**Timing Tool Kit Chain in Cylinder Head - GM 2.0CTDi Chain Drive**

For the replacement of the timing chain within the cylinder head. Ensures the camshafts are locked into their timed position during timing chain replacement.

OEM Tools:	EN-51415, EN-51418
Applications:	Cascada (15-18), Insignia A (14-18), Insignia B (17-19), Zafira C (14-19)
Engine Codes:	LFS/B20DTH, LFS/D20DTH, LFS/D20DTH

D



Chain

VAUX/OPEL


**D VSE5020****Timing Tool Kit - GM 1.6CDTi - Chain Drive**

Suitable for 1.6 CDTi engine for timing chain removal and replacement of the timing chain. Includes the camshaft sprocket support bracket that will be required if removing the camshaft is required. Supplied in a storage case with comprehensive instructions.

OEM Tools:	EN6349, EN51143, EN51440, EN50513, EN51188
Applications:	Astra J (13-19), Astra K (15-19), GTC (15-18), Insignia A (15-17), Insignia B (18-20), Meriva B (13-17), Mokka (14-16), Mokka B (20-22), Mokka X (16-20), Zafira C Tourer (13-19)
Engine Codes:	LVM/B16DTC, LVL/B16DTE, LVL/B16DTH, B16DTJ, LVL/B16DTL, LVL/B16DTN, LVK/B16DTR, LVL/B16DTU, LVP/A16XHT, LVP/B16XHT, LWC/B16SHL, LVL/D16DTH, LVL/D16DTJ, LVL/D16DTN, LVK/D16DTR

E

VAG

**E VSE5852****Service Position Front End Support Guide Set - VAG**

Suitable for extending the front panel of the vehicle to provide increased space in engine compartment for carrying out various service applications. These guides support the front end when it is extended out to "Service Position", which, on a number of models, is required as part of the timing belt replacement procedure.

OEM Tools:	3369, 3411, T10093, T20070, T30092
Guide Sizes:	M8 x 1.25mm Thread - Ø8mm M10 x 1.5mm Thread - Ø10mm M8 x 1.25mm Thread - Ø17mm
Applications:	
Audi:	A4, A5, A6, A8, Q5
Skoda:	Superb
VW:	Passat

A



Belt

VAG



A VSE559

Timing Tool Kit - VAG 2.4/2.5D SDi/TDi/TDiCR - Belt Drive

Specialised kit for timing belt replacement of VAG vans with 2.4/2.5D diesel engines, including the latest common rail engines. Kit includes crankshaft pulley holding tool, camshaft setting plate, injection pump and crankshaft locking pins and tensioner adjuster.

OEM Tools:	T10025/3248/3419, T50009, 2064, 2065A, 3355
Applications:	Crafter (06-13), LT (96-06), Transporter (90-03)
Engine Codes:	
2.4D:	AAB, AJA
2.5D SDi:	AGX
2.5D TDi:	ACV, AHD, AHY, AJT, ANJ, APA, AUF, AVR, AXG, AXL, AYC, AYY, BBE, BBF
2.5D TDiCR:	BJJ, BJK, B JL, BJM
2.5D Blue TDiCR:	CEBA, CEBB, CECA, CECB

B



Belt



**VAG
FORD
DODGE
MITSUBISHI**

B VSE595

Timing Tool Kit - VAG, Dodge, Ford, Mitsubishi 1.2D/1.4D/1.6D/1.9D/2.0D - Belt Drive

Comprehensive kit covering engine timing and belt replacement on VAG 1.2-2.0D Pumpe Duse and 1.2, 1.6, 2.0D common rail diesels. Also covers these engines fitted in Ford, Dodge and Mitsubishi models. Kit contains crankshaft locking tools for both oval and round crank gears, camshaft locking pins and tensioner adjustment tools. Supplied in storage case.

OEM Tools:	
VAG:	T10008, T10020, T10050, T10060A/T40098, T10100, T10115, T10264, T10265, T20167, 3359/T20102, 3387/U-30009A
Dodge:	9882, 9883
Ford:	303-1053, 303-1054, 310-084/23-058, 310-085/23-059
Mitsubishi:	MB995206, MB995207, MB995209

Applications:	
Audi:	A1/Sportback (10-15), A2 (01-06), A3/Sportback (01-15), A4/Allroad (99-16), A5 (08-12), A5 Sportback (09-15), A5 Cabriolet (12-15), A6/Allroad (98-11), TT (08-14), Q3 (11-15), Q5 (08-15)
Seat:	Alhambra (99-15), Altea/Altea XL (04-15), Arosa (99-05), Cordoba (02-09), Exeo (09-14), Ibiza (02-15), Leon (00-12), Toledo (00-11)
Skoda:	Fabia (00-07), Fabia II (07-15), Octavia (00-10), Octavia II (04-13), Praktik (10-15), Rapid (12-15), Rapid Spaceback (13-15), Roomster (07-15), Superb (02-08), Superb II (08-15), Yeti (09-12)
VW:	Amarok (10-16), Beetle (00-11), Bora (98-08), Caddy/Maxi (03-15), Eos (06-15), Fox (05-11), Golf (98-12), Golf Plus (05-12), Jetta (05-11), Lupo (99-05), Passat/CC (98-15), Polo (99-12), Scirocco (08-12), Sharan (99-15), Tiguan (07-15), Touran (03-15), Transporter (03-19)
Dodge:	Caliber (06-11)
Ford:	Galaxy (99-06)
Mitsubishi:	Grandis (05-10), Lancer (05-10), Outlander (07-10)

Engine Codes:	
Pumpe Duse:	
1.2D TDi PD:	ANY, AYZ
1.4D TDi PD:	AMF, ATL, BAY, BHC, BMS, BNM, BNV, BWB
1.9D TDi PD:	AJM, ANU, ARL, ARX, ASZ, ATD, ATJ, AUY, AVB, AVF, AVQ, AWW, AXB, AXC, AXR, BJB, BKC, BKE, BLS, BLT, BMT, BPX, BPZ, BRB, BRM, BRR, BRS, BRU, BSU, BSV, BSW, BTB, BUK, BVK, BXE, BXF, BXJ
2.0D TDi PD:	AZV, BEW, BKD, BDJ, BDK, BGW, BHW, BKP, BLB, BMA, BMM, BMN, BMP, BMR, BNA, BPW, BRC, BRD, BRE, BRF, BRT, BSS, BST, BUY, BUZ, BVA, BVE, BVF, BVG, BVH, BWV
2.0D Di-D/CRD:	ECD(BSY), ECD(BYL), ECE(BWD), BSY, BWC
Common Rail:	
1.2D TDi CR:	CFWA
1.6D TDi CR:	CAYA, CAYB, CAYC, CAYD, CAYE, CLNA
2.0D TDi CR:	CAAA, CAAB, CAAC, CAAE, CAGA, CAGB, CAGC, CAHA, CAHB, CBAA, CBAB, CBAC, CBBA, CBBB, CBDA, CBDB, CBDC, CBEA, CCHA, CCHB, CDBA, CDCA, CEFA, CFCA, CFFA, CFFB, CFFC, CFFD, CFFE, CFFG, CFFH, CFFI, CFHA, CFHB, CFHC, CFHE, CFHF, CFJA, CGLA, CGLB, CJAA, CJCA, CJCC, CJCB, CJCD, CLCA, CLCB, CLJA, CMEA, CSHA
Associated Tool:	VSE5852 - Service Position Front End Support Guide Set - VAG (see page 412)

C



Belt

VAG



C VS5170

Timing Tool Kit - VAG 1.4D/1.6D/2.0D - Belt Drive

Covers the new generation 3 and 4-cylinder common rail diesel engines. Includes the tools required for setting the camshaft drive gears within the cylinder head.

OEM Tools:	T10051, T10060A, T10264, T10265, T10409, T10490, T10492, VAG3359
Applications:	
Audi:	A1 (15-18), A1 Sportback (15-18), A3 (09-18), A3 Cabriolet (14-17), A4 (13-21), A4 Quattro (13-21), A4 Allroad (13-19), A5 (13-17), A5 Coupe (13-21), A5 Cabriolet (13-21), A5 Sportback (13-22), A6 (13-21), A6 Quattro (15-22), Q3 (11-18), Q5 (13-22)
Seat:	Alhambra (10-18), Ibiza (15-17), Leon (12-17), Leon ST (13-18), Toledo (15-18)
Skoda:	Fabia III (14-18), Octavia (13-15), Octavia III (15-18), Rapid (15-17), Superb III (15-18), Yeti (09-17), Yeti Outdoor (13-17)
VW:	CC (12-17), Caddy (98-21), Golf VI (09-13), Golf VII (12-17), Golf VII Estate (13-17), Golf VII SV/Sportsvan (14-17), Passat (11-18), Passat CC (10-12), Polo (14-18), Scirocco (14-18), Sharan (11-17), Tiguan (10-16), Transporter T6 (15-21)
Engine Codes:	
1.4D TDi:	CUSA, CUSB, CUTA
1.6D TDi:	CLHA, CLHB, CRKA, CRKB, CXMA, CXXA, CXXB
2.0D TDi:	BFSC, CFFA, CKFB, CKFC, CNHA, CNHC, CRBC, CRBD, CRFA, CRFC, CRKB, CRLB, CRLC, CRMB, CRVA, CRVC, CSUA, CSUD, CUNA, CUPA, CUVA, CUVG, CUWA, CXGA, CXGB, CXGC, CXGD, DETB, DEZB, DEZD, DEZE, DEZF, DETA, DEUA, DEUB, DEUC, DFBA, DFCA, DFLA, DFSB, DFSD, DFSE



A
 Belt
 Chain
VAG
PORSCHE



A VSE7171

Common Rail Camshaft Installation Kit Porsche, VAG 1.2D/1.6D/2.0D/2.7D/3.0D/4.0D/4.2D

Camshaft installation kit for VAG/Porsche 1.2D, 1.6D, 2.0D, 2.7D, 3.0D, 4.0D, 4.2D common rail diesel engines. This range of engines has a belt or chain driving one camshaft with interconnecting spring loaded gears driving the second camshaft. This kit contains the essential tooling for correctly aligning the camshafts to each other and to their carrier. Kit is to be used in conjunction with Model No's VSE2090 and VSE2358 for 3 cylinder engines, VSE5951 and VSE5952 for 4-cylinder engines, and Model No. VSE6181 for V6 and V8 engines.

OEM Tools: T40094, T40094/1, T40094/2, T40094/9, T40094/10, T40094/11, T40095, T40096/1

Applications:

Audi: A1 (10-15), A1 Sportback (10-15), A3 (08-18), A3 Cabriolet (08-18), A3 Sportback (08-18), A4 (07-15), A4 Allroad (09-15), A4 Cabriolet (05-09), A4 Quattro (05-15), A5 (08-17), A5 Cabriolet (07-17), A5 Coupe (07-17), A5 Sportback (09-17), A6 (08-14), A6 Allroad (06-14), A6 Quattro (05-15), A7 (10-14), A8 (05-14), Q3 (11-15), Q5 (08-15), Q7 (07-17), TT (08-18)

Porsche: Cayenne (09-17), Macan (14-17), Panamera (13-17)
Seat: Alhambra (10-15), Altea/Altea XL (09-15), Exeo (09-16), Ibiza (09-15), Leon (09-18), Leon ST (13-17)

Skoda: Fabia II (09-15), Octavia II (08-15), Octavia III (15-18), Praktik (10-15), Praktik Greenline (10-15), Rapid (12-15), Rapid Spaceback (12-15), Roomster (10-15), Superb II (08-15), Superb III (15-19), Superb II Greenline (10-15), Yeti (09-16), Yeti Greenline (10-16)

VW: Amarok (10-16), Crafter (11-18), Beetle (11-15), Beetle CC (12-15), Caddy/Caddy Maxi (09-17), EOS (08-15), Golf V Estate (07-11), Golf VI (08-13), Golf VI Bluemotion (09-13), Golf VI Cabriolet (11-15), Golf VI Estate (08-17), Golf VII (13-17), Golf Plus (08-14), Jetta (08-15), Passat (08-18), Passat Allroad (10-15), Passat Alltrack (12-15), Passat CC (09-15), Passat CC Bluemotion (09-15), Phaeton (07-14), Polo (09-14), Scirocco (08-14), Sharan (10-15), Tiguan (08-15), Touran (10-18), Touran Bluemotion (10-15), Touareg (08-15), Touareg Bluemotion (08-15), Transporter T5 (09-15), Transporter T5 Bluemotion (11-15), Transporter T6 (15-19)

Engine Codes:

1.2D CR/Bluemotion: CFWA

1.6D TDi CR/Bluemotion/Ecomotive: CAYA, CAYB, CAYC, CAYD, CAYE, CEGA, CLNA, CRKB

1.6D TDi CR/Freetrack/Greenline: CAYA, CAYB, CAYC, CAYD, CAYE, CEGA, CLNA, CRKB

2.0D BiTDi CR: CDCA, CKTB

2.0D GTD CR: CBAB, CBAC, CFFD, CFGB, CGLE, CKTB, CKUB, CKUC, CMEA, CMFA, CNEA

2.0D TDi CR/Bluemotion/Alltrack/Freetrack/TDie CR: CAAA, CAAB, CAAC, CAAD, CAAE, CAGA, CAGB, CAGC, CAHA, CAHB, CAYA, CAYB, CAYC, CAYD, CBAA, CBAB, CBAC, CBBA, CBBB, CBDA, CBD, CBDC, CCHA, CCHB, CDBA, CDCA, CFCA, CEGA, CFFA, CFFB, CFFE, CFGB, CFGC, CFGD, CFHA, CFHB, CFHC, CFHD, CFHE, CFHF, CFJA, CGLA, CGLB, CGLC, CGLD, CJAA, CJCA, CJCB, CJCC, CJCD, CGLE, CKTB, CJGD, CKTC, CLCA, CLCB, CLJA, CLLA, CLLB, CNFA, CNFB, CRLB, CRLC, CRMB, CSHA, CUNA

2.7D TDi CR: BPP, BSG, CANC, CAND, CAMA, CAME, CANA, CGKA, CGKB

3.0D TDi CR/Bluemotion/Clean Diesel CR: ASB, BKS, BMK, BNG, BUG, BUN, CASA, CASB, CASD, CAPA, CARA, CASD, CATA, CCLA, CCMA, CCWA, CCWB, CDUC, CDYA, CDYB, CDYC, CDTA, CDTB, CDUD, CEXA, CJGA, CJGC, CJGD, CJMA, CKVB, CKVC, CLAA, CLAB, CLZB, CMHA, CNEA, CNRB, CRCA, CTB, MCT.BA, MCR.CC, M059D, M059E

4.0D TDi CR: ASE

4.2D TDi CR: CCFB, CCFD, CDSB, MCBU.DB

Associated Tools: **VSE5951** - Timing Tool Kit - VAG, Dodge, Ford, Mitsubishi 1.2D, 1.4D, 1.6D, 1.9D, 2.0D - Belt Drive (see page 413), **VSE5952** - Camshaft Sprocket Hub Remover/Installer Set - VAG - Belt Drive (see page 417), **VSE6181** - Timing Tool & HP Pump Removal Kit - VAG 2.7D, 3.0D TDi V6, 4.0D, 4.2D TDi V8 - Chain Drive (see page 417)

B

Master Kit
Belt
Chain
VAG



B VSE5044

Timing Tool Master Kit - VAG - Belt/Chain Drive

Comprehensive timing tool combination kit for 1.2, 1.4, 1.6, 1.7, 1.8, 1.9, 2.0, 2.4, 2.5 diesel and petrol engines fitted to Audi, Seat, Skoda and VW vehicles. Includes Service Position Support Guides required for service applications on some VAG vehicles. Supplied in storage case.

OEM Tools:

VAG: T10004, T10008, T10016/T10074, T10020/V159/U30009, T10050, T10092, T10098, T10115, T10120, T10121, T10123, T20038/MP1-312, T40011, 2064, 2065A/3418/U40021/U20006/MP1-300, 3242/T30052, 3359/T20102/U40074/MP1-301, 3366/T20044, 3369/T30092, 3387, 3411, 3458/T30094

Ford: 21-105, 23-047

Applications:

Audi: 80 (91-96), 100 (91-94), A2 (00-06), A3 (96-12), A4 (94-09), A6 (94-05), A6 Allroad (00-05), A8 (97-02), S3 (99-03), TT (98-06)

Ford: Galaxy (95-06)

Seat: Alhambra (96-10), Altea/Altea XL (04-12), Arosa (98-05), Cordoba (93-09), Exeo (09-10), Ibiza (93-15), Inca (95-04), Leon (99-13), Toledo (94-09)

Skoda: Fabia (99-07), Fabia II (07-15), Felicia (95-01), Octavia/Octavia Tour (96-10), Octavia II (04-15), Roomster (06-15), Superb (02-08)

VW: Beetle (98-11), Bora (97-05), Caddy/Pick Up (95-14), Fox (05-12), Golf (93-12), Golf Plus (05-15), Jetta (05-11), Lupo (98-05), LT (77-96), Passat (96-10), Polo (98-12), Sharan (95-10), Touran (03-10), Transporter (90-13), Vento (94-98)

Engine Codes - Diesel:

1.2D TDi PD: ANY, AYZ

1.4D TDi PD: AMF, ATL, BHC

1.7D: AHG

1.7D SDi: AHB, AKU, AKW

1.9D: 1X, 1Y, ABL, AEF

1.9D Turbo: AAZ

1.9D SDi: AEY, AGD, AGP, AQM, ASX, ASY, AYQ

1.9D TDi: 1Z, AFF, AFN, AGR, AHF, AHH, AHU, ALE, ALH, ASV, AVG

1.9D TDi PD: AJM, ANU, ARL, ASZ, ATD, ATJ, AUY, AVB, AVF, AWX, AXR, BSW, BTB, BVK, BKC

2.4D: 1G, 1S, ACT, DW, DV

2.5D TDi V6: AFB, APB, AKE, AKN, AYM, BAU, BCZ, BDG, BDH, BFC

Engine Codes - Petrol:

1.2 3cyl 6v: AWY, BBM, BMD, CHFA, CHFB

1.2 3cyl 12v: AZQ, BME, BXV, BZG, CEVA, CGPA, CGPB, CJLA

1.4 16v: AFK, AHW, AKQ, APE, AQQ, AUA, AUB, AXP, BBY, BBZ, BCA, BKY, BUD, BXW, CGGA, CGGB, CMAA

1.4 FSi: ARR

1.6 16v: AJV, ARC, ATN, AUS, AVY, AZD, BCB

1.6 FSi: BAD

1.6: 1F, ABM, ADA, ADP, AEH, AEK, AFT, AHL, AKL, AKS, ALZ, ANA, APF, ARM, AUR, AVU, AYD, BFQ, BFS, BGU, BSE, BSF, CCSA, CHGA, CMXA

1.8: ABS, ADL, ADR, ADZ, AFY, AGN, AJP, APG, APT, ARG, AVV

1.8T: AEB, AGU, AJH, AJL, AJQ, AMK, AMU, ANB, APP, APU, APY, AQA, AQX, ARX, ARY, ARZ, AUM, AUQ, AVC, AWC, AWT, AWU, AYP, BAM, BFV, BVP, BVR

2.0: 2E, AAC, AAE, ABF, ABK, ABT, ACE, AWA, ADY, AEG, AGG, AKT, APK, AQY, ATM, ATU, AWF, AWG, AXA, AZG, AZH, AZJ, AZL, AZM, BBX, BEH, BSX



A VSE2351
Timing Tool Kit - VAG 2.5D TDi V6 - Belt Drive

Suitable for the VAG 2.5 V6 diesel engines first introduced in 1997. Includes front end support guides, crankshaft locking pin, camshaft setting plates, injection pump locking pin, tensioner socket and tensioner locking pin.

OEM Tools: 3078, 3242, 3359, 3369, 3458, T30052, T30092, T30094, T40011

Applications:

Audi: A4 (97-09), A6 (97-05), A6 Allroad (00-05), A8 (97-02)

Skoda: Superb (02-08)
VW: Passat (98-05)

Engine Codes: AFB, AKE, AKN, AYM, BAU, BCZ, BDG, BDH, BFC



D VSE2356
Timing Tool Kit - VAG, Ford 1.2D/1.4D/1.9D TDi Pumpe Duse - Belt Drive

For VAG 1.2D, 1.4D and 1.9D TDi PD (Pumpe Duse) engines with Hydraulic Belt Tensioner. Kit includes crankshaft locking tool (round gears), plus camshaft and tensioner locking pins.

OEM Tools:
Ford: 310-084/23-058, 310-085/23-059
VAG: 3359/T20102/MP1-301, T10008, T10050

Applications:

Audi: A2 (01-06), A3 (01-03), A4 (99-04), A6 (98-05)

Ford: Galaxy (99-06)
Seat: Alhambra (99-10), Arosa (99-05), Leon (00-05), Toledo (00-05)

Skoda: Fabia (00-01), Fabia II (07-10), Octavia (00-06), Octavia Tour (05-10), Superb (02-08), Roomster (06-07)

VW: Beetle (00-11), Bora (98-02), Golf (98-12), Lupo (99-05), Passat (98-02), Polo (99-02), Sharan (99-10)

Engine Codes:

1.2D TDi PD: ANY, AYZ
1.4D TDi PD: AMF, ATL, BHC

1.9D TDi PD: AJM, ANU, ARL, ASZ, ATD, ATJ, AUJ, AVB, AVF, AWW, AXR, BSW, BTB, BVK

Associated Tool: **VSE5852** - Service Position Front End Support Guide Set - VAG (see page 412)



B VSE6281
Timing Tool Kit - VAG 1.4D/1.6D/2.0D Common Rail - Belt Drive

Covers the new generation 3 and 4-cylinder common rail diesel engines. Includes the tools required for setting the camshaft drive gears within the cylinder head.

OEM Tools: T10490, T10492, T10051, 3359, T10060, T10264, T10265

Applications:

Audi: A1 (15-18), A3 (09-16), A3 Sportback (09-16), A3 Cabriolet (09-16), A3 Saloon (13-16), A4 (13-21), A4 Allroad (13-19), A4 Quattro (13-15), A5 (13-15), A5 Coupe (13-21), A5 Cabriolet (13-21), A5 Sportback (13-22), A6 (11-21), Q3 (13-15), Q5 (13-15), TT (14-17)

Seat: Alhambra (10-17), Leon (12-17), Leon ST (13-17)
Skoda: Octavia III (13-17)

VW: CC (15-17), Golf VI (09-13), Golf VII (12-17), Golf VII Estate (13-17), Golf Alltrack (14-17), Golf SV/Sportsvan (14-17), Passat (11-17), Passat Alltrack (15-17), Sharan (11-17), Tiguan (10-15), Transporter T6 (15-21)

Engine Codes:

1.4D TDi: CUSA, CUSB, CUTA
1.6D TDi: CLHA, CLHB, CRKA CRKB, CXMA CXXA, CXXB

2.0D TDi: BFSC, CFFA, CKFB, CKFC, CNHA, CNHC, CRBC, CRBD, CRFA, CRFC, CRKB, CRLB, CRLC, CRMB, CRVA, CRVC, CSUA, CSUD, CUNA, CUPA, CUVA, CUVC, CUWA, CXGA, CXGB, CXGC, CXGD, DETB, DEZB, DEZD, DEZE, DEZF, DETA, DEUA, DEUB, DEUC, DFBA, DFCA, DFLA, DFSB, DFSD, DFSE



E VSE2092
Timing Tool Kit - 1.2D/1.4D/1.6D/2.0D VAG, Ford & Mitsubishi - Belt Drive

Master timing tool kit for a wide range of VAG, Ford and Mitsubishi diesel engines. Suitable for 3 and 4-cylinder belt drive engines. Includes oil pump and belt tensioner locking pins. Supplied in a storage case with instructions and a warning tag. See www.sealey.co.uk for full list of OEM Tools and Engine Codes.



C VSE2090
Timing Tool Kit - VAG 1.4D/1.6D/2.0D Common Rail - Belt Drive

Covers the new generation 3 and 4-cylinder common rail diesel engines. Includes the tools required for setting the camshaft drive gears within the cylinder head. Supplied in a storage case with instructions and a warning tag.

OEM Tools: T10490, T10492

Applications:

Audi: A1 (15-18), A1 Sportback (15-18), A3 (09-17), A3 Sportback (09-18), A3 Saloon (12-18), A3 Cabriolet (09-18), A4 (13-21), A4 Quattro (13-21), A4 Allroad (13-19), A5 (14-17), A5 Sportback (13-22), A5 Coupe (13-21), A5 Cabriolet (13-21), A6 (13-21), A6 Quattro (15-22), TT (14-18), Q3 (11-18), Q5 (13-22)

Seat: Alhambra (10-18), Ibiza (15-17), Leon (12-18), Leon ST (13-18), Toledo (15-18)

Skoda: Fabia III (14-18), Fabia III Estate (14-18), Rapid (15-18), Rapid Spaceback (15-18), Octavia III (13-18), Superb III (15-20)

VW: CC (12-17), Golf VI (09-13), Golf VII (12-17), Golf VII Estate (13-17), Golf VII SV/Sportsvan (14-17), Passat (11-18), Passat CC (10-12), Polo (14-18), Sharan (11-18), Scirocco (14-18), Tiguan (10-16), Touran (15-18), Transporter T6 (15-21)

Engine Codes:

1.4D: CUSA, CUSB, CUTA

1.6D: CLHA, CLHB, CRKA, CRKB, CXMA, CXXA, CXXB

2.0D: BFSC, CFFA, CKFB, CKFC, CNHA, CNHC, CRBC, CRBD, CRFA, CRFC, CRKB, CRLB, CRLC, CRMB, CRVA, CRVC, CSUA, CSUD, CUNA, CUPA, CUVA, CUVC, CUWA, CXGA, CXGB, CXGC, CXGD, DETB, DEZB, DEZD, DEZE, DEZF, DETA, DEUA, DEUB, DEUC, DFBA, DFCA, DFLA, DFSB, DFSD, DFSE

E VSE2092 Applications:

Audi: A1 (10-15), A2 (00-06), A3 (01-13), A4 (01-16), A5 (08-15), A6 (10-14), TT (08-14), Q3 (11-15), Q5 (08-15)

Chrysler: Sebring (07-10)

Dodge: Caliber (06-11)


Ford: Galaxy (02-06)

Mitsubishi: Grandis (05-10), Lancer (05-10), Outlander (07-10)

Seat: Alhambra (00-15), Altea/Altea XL (04-15), Cordoba (02-09), Ibiza (02-15), Leon (00-13), Toledo (04-11)

Skoda: Fabia (00-14), Fabia II (07-15), Octavia (00-10), Octavia II (01-15), Praktik (10-15), Rapid (11-15), Roomster (07-15), Superb (02-08), Superb II (08-15), Yeti (09-14)

VW: Amarok (10-16), Beetle (02-15), Bora (02-08), Caddy/Caddy Maxi (03-15), Crafter (11-17), Eos (06-15), Fox (05-11), Golf (02-15), Golf Plus (05-15), Jetta (05-15), Lupo (02-05), Passat (02-15), Polo (99-14), Scirocco (08-14), Sharan (02-15), Tiguan (07-15), Touran (03-15), Transporter (03-19)



A



Belt

VAG
FORD
DODGE
MITSUBISHI

A VSE2358

Timing Tool Kit - Ford, Dodge, Mitsubishi, VAG 1.2D/1.4D/1.6D/1.9D/2.0D TDi Common Rail - Belt Drive

For VAG 1.4D, 1.9D, 2.0D TDi PD (Pumpe Duse) and 1.2D, 1.6D, 1.9D, 2.0D CR (Common Rail) engines with Mechanical (Friction Dampened) Belt Tensioner. Kit includes crankshaft locking tools (oval and round gears), plus camshaft and tensioner locking pins.

OEM Tools:

Dodge:	9882, 9883
Ford:	310-085/23-059, 303-1054
Mitsubishi:	MB995206, MB995208, MB995209
VAG:	T10100, T10050, 3359/T20102, T10115, T10060A/T40098, T20167

Applications:

Audi: A1 (10-15), A2 (00-06), A3 (01-15), A4 (01-16), A5 (09-16), A6 (05-15), TT (08-14), Q3 (11-15), Q5 (09-16)

Dodge: Calibre (06-11), Journey (08-11)

Ford: Galaxy (02-06)

Mitsubishi: Lancer (07-10), Grandis (05-10), Outlander (07-10)

Seat: Alhambra (99-15), Altea/Altea XL (04-15), Arosa (99-05), Cordoba (02-09), Exeo (09-16), Ibiza (02-15), Leon (05-13), Toledo (03-15)

Skoda: Fabia (03-07), Fabia II (07-15), Octavia (02-10), Octavia II (04-13), Praktik (07-15), Rapid (12-15), Roomster (06-15), Superb (02-08), Superb II (08-15), Yeti (09-14)

Volkswagen: Amarok (10-16), Beetle (02-15), Bora (02-06), Caddy/Caddy Maxi (03-15), CC (13-15), EOS (06-14), Fox (05-11), Golf (02-15), Golf Plus (05-14), Jetta (02-15), Lupo (99-05), Passat (02-15), Passat CC (08-15), Polo (02-14), Scirocco (08-12), Sharon (02-15), Touran (03-15), Tiguan (07-15), Transporter (03-19)

Engine Codes:

1.2D TDi CR: CFWA

1.4D TDi PD: AMF, BMS, BNM, BNV, BAY, BWB

1.6D TDi CR: CAYA, CAYB, CAYC, CAYD, CAYE, CLNA

1.9D TDi PD: AJM, ANU, ARL, ASZ, ATD, AUJ, AVB, AVF, AVQ, AWX, AXB, AXC, AXR, BJB, BKC, BKE, BLS, BLT, BMT, BPX, BPZ, BRB, BRM, BRR, BRS, BRU, BSU, BSV, BSW, BTB, BUK, BVK, BXE, BXF, BXJ

2.0D TDi CR: AZV, BDJ, BDK, BEW, BGW, BHW, BKD, BKP, BKQ, BLB, BMA, BMM, BMN, BMP, BMR, BNA, BPW, BRA, BRC, BRD, BRE, BRF, BRT, BSS, BST, BSY, BUY, BUZ, BVA, BE, BVF, BVG, BVH, BWC, BWV, CAAA, CAAB, CAAC, CAAD, CAAE, CAGA, CAGB, CAGC, CAHA, CAHB, CBAA, CBAB, CBAC, CBBA, CBBB, CBDA, CBDB, CBDC, CBEA, CCHA, CCHB, CDBA, CDCA, CEGA, CFCA, CFFA, CFFB, CFFD, CFFE, CFGC, CFGB, CFHA, CFHB, CFHD, CFHC, CFHF, CFHE, CFJA, CGLA, CGLB, CGLC, CGLD, CGLE, CJAA, CJCA, CJCB, CJCC, CLCA, CLCB, CLJA, CLLA, CMEA, CMGB, CNEA, ECD, ECD/BSY, ECD/BYL, ECE/BWD

Associated Tool: VSE5852 - Service Position Front End Support Guide Set - VAG (see page 412)

B



Belt

Chain

VAG
FORD



VSE5851 Kit also covers applications on a range of VAG Petrol Engines, see page 418.

B VSE5851

Timing Tool/Chain in Head Service Kit VAG, Ford - 1.6D, 1.7D/SDi, 1.9D/Turbo/SDi/TDi - Belt/Chain Drive

Essential timing tools for timing belt replacement on a huge range of VAG and Ford diesel or petrol engines. Also suitable for chain in head service and tensioner applications on 1.8, 1.8T engines. Includes camshaft, injection pump locking tools and cambelt tensioner tools.

OEM Tools:

U40021, 2065A, U20006, MP-1-300, 21-105, T20038, MP-1-312, 3418, T10098, 2064, U20003, 23-047, 3359, MP-1-301, U40074, T20102, MP-1-302, V159, U30009, T10020, 3387, T10092, T40011, T20044, 3366

Applications:

Audi: 80 (91-96), A3/Sportback (96-13), A4 (94-01), A6 (94-05), S3 (99-03), TT (98-06)

Seat: Alhambra (96-10), Altea/Altea XL (04-12), Arosa (98-05), Cordoba (93-06), Exeo (09-10), Ibiza (93-06), Inca (95-04), Leon (99-12), Toledo (94-09)

Skoda: Fabia (99-07), Felicia (95-01), Octavia/Octavia Tour (96-10), Octavia II (04-13), Superb (02-08)

VW: Beetle (98-11), Bora (97-06), Caddy/Pick Up (80-15), Fox (05-07), Golf (80-12), Golf Plus (05-15), Jetta (80-11), Lupo (98-05), Passat (80-10), Polo (95-06), Santana (80-88), Sharan (95-10), Touran (03-10), Transporter (80-13), Vento (94-98)

Ford: Galaxy (95-00)

Engine Codes - Diesel:

1.6D: CR, CY, CS, IV, JK, JP, JR, JX, ME, RA

1.7D: AHG, KY

1.7D SDi: AHB, AKU, AKW

1.9D: 1X, 1Y, ABL, AEF

1.9D Turbo: AAZ

1.9D SDi: AEY, AGD, AGP, AQM, ASX, ASY, AYQ

1.9D TDi: 1Z, AFF, AFN, AGR, AHF, AHH, AHU, ALE, ALH, ASV, AVG

Associated Tool: VSE5852 - Service Position Front End Support Guide Set - VAG (see page 412)

C



Belt

VAG



C VSE3142

Fuel Pump Drive Belt Kit - VAG 2.7D/3.0D

Designed to lock the fuel pump into its timed position so that the fuel pump drive belt can be replaced or the fuel pump timing checked.

OEM Tools:

T40058, T40135, T10320, 3242

Applications:

Audi: A4 (07-12), A4 Quattro (08-12), A4 Allroad (09-12), A5 Coupe (07-12), A5 Sportback (09-12), A5 Cabriolet (08-12), A6 (08-18), A6 Allroad (08-18), A6 Quattro (08-18), A7 (14-18), Q5 (08-12), Q7 (07-10), TT (08-14)

Porsche: Cayenne (08-11)

VW: Phaeton (07-13)

Engine Codes:

2.7D: CAMA, CAMB, CANA, CANB, CANC, CAND, CGKA, CGKB

3.0D: CARA, CASA, CASB, CASD, CATA, CEXA, CEXB, CCMA, CCWA, CCWB, CCLA, CDYA, CDYB, CDYC, M05/9D, M059E



A



Chain

VAG

A VSE6181

Timing Tool & HP Pump Removal Kit - VAG 2.7D/3.0D/4.0D/4.2D TDi Common Rail - Chain Drive

Comprehensive kit required for service work on timing chain, cylinder head, HP pump and engine timing applications on VAG 2.7D, 3.0D TDi V6 and 4.0D, 4.2D TDi V8 common rail diesel engines. Kit includes HP pump remover and required locking pin. Kit also includes tools to cover the later 3.0D TDi V6 and 4.2D TDi V8 common rail second generation engines.

OEM Tools: T40058, T40060, T40061, T40062, T40049, T40071, T40064, T40135, 3242, 3359, T40237, T40245, T40246

Applications:

Audi: A4 (05-16), A5 (07-16), A5 Sportback (11-17), A6 (04-18), A6 Allroad (06-18), A7 (10-18), A8 (03-14), Q5 (08-17), Q7 (06-15), SQ5 (13-15)

VW: Phaeton (04-14), Touareg (05-14)

Engine Codes:

2.7D TDi V6: BPP, BSG, CAMA, CAMB, CANA, CANB, CANC, CAND, CGKA, CGKB

3.0D TDi V6: ASB, BKN, BKS, BMK, BNG, BUG, BUN, BWA, BWE, BWJ, BWT, BYD, BYK, BZC, CAPA, CARA, CASA, CASB, CASC, CASD, CATA, CCLA, CCMA, CCWA, CCWB, CDLA, CDLB, CDLC, CDLD, CDLF, CDMA, CDTA, CDTB, CDUC, CDYA, CDYB, CDYC, CEXA, CGQB, CJGA, CJGC, CJGD, CJMA, CKVB, CKVC, CLAA, CLAB, CLZB, CNRB, CPNB, CRCA, CRTC, CRTD, CRTE, CRTF, CTBA, CTBC, CTBB, CTCC

4.0D TDi V8: ASE

4.2D TDi V8: BTB, BVN, CCFA, CCFC, CDSB, CKDA



C



Gear

VAG

C VSE6000

Water Pump Removal Kit - VW 2.5D TDi PD - Gear Drive

Suitable for removing the water pump on Pompe Duse, diesel, gear drive engines. Essential to align the engine in the TDC position. Supplied in a storage case.

OEM Tools: T10225, T10221A, T10222A

Applications: Touareg (03-10), Transporter T5 (03-09)

Engine Codes: AXD, AXE, BAC, BLJ, BLK, BNZ, BPC, BPD, BPE

Associated Tool: VSE6146 - Timing Tool Kit - VW 2.5 TDi PD Gear Drive (see B)




D



Belt

VAG



B



Gear

VAG

B VSE6146

Timing Tool Kit - VW 2.5D TDi PD - Gear Drive

Suitable for VW 2.5D TDi PD gear drive diesel engines where the camshaft, crankshaft and auxiliary shafts are all linked by a geared mechanism.

OEM Tools: T10193, T10199, T10199/01, T10225, T10226, T10234

Applications: Touareg (03-10), Transporter (03-09)

Engine Codes: AXD, AXE, BAC, BLJ, BLK, BNZ, BPC, BPD, BPE

D VSE5952

Camshaft Sprocket Hub Remover/Installer Set - VAG - Belt Drive

Essential tool required when removing the cylinder head/camshafts on VAG Pompe Duse and common rail diesels. Set comprises camshaft sprocket hub holding tool and hub remover.

OEM Tools: T10051, T10052

Applications:

Audi: A1 (10-12), A2 (00-06), A3 (01-12), A4 (99-14), A4 Allroad (07-14), A5 Sportback (09-12), A5 Coupe/Cabriolet (09-12), A6 (98-14), TT (08-14), Q5 (09-12)

Dodge: Caliber (06-11)

Ford: Galaxy (99-06)

Mitsubishi: Grandis (05-10), Lancer (07-10), Outlander (07-10)

Seat: Altea/Altea XL (04-12), Alhambra (99-14), Arosa (99-05), Cordoba (02-09), Exeo (09-13), Ibiza (02-14), Leon (00-13), Toledo (00-09)

Skoda: Fabia (03-07), Fabia II (07-14), Octavia (02-05), Octavia Tour (00-10), Octavia II (04-12), Praktik (10-14), Roomster (06-12), Superb (02-08), Superb II (08-14), Yeti (09-12)

VW: Amarok (10-14), Beetle (00-11), Bora (98-06), Caddy/Caddy Maxi (03-14), EOS (06-14), Fox (05-11), Golf (98-06), Golf /Golf Estate (04-13), Golf Plus (05-12), Jetta (05-11), Lupo (99-05), Passat (98-14), Passat CC (08-12), Polo (99-14), Scirocco (08-12), Sharan (99-14), Tiguan (07-14), Touran (03-14), Transporter (03-14)

Engine Codes:

Pumpe Duse:

1.2D TDi PD: ANY, AYZ

1.4D TDi PD: AMF, ATL, BAY, BHC, BMS, BNM, BNV, BWB

1.4D TDi PD/Ecomotive/Bluemotion: BMS

1.9D TDi PD/TDie/vRS: AJM, ANU, ARL, ASZ, ATD, ATJ, AUY, AVB, AVF, AVQ, AWX, AXB, AXR, BDK, BKC, BLS, BPX, BPZ, BRU, BSU, BSV, BSW, BTB, BKC, BKD, BKE, BLT, BMT, BRB, BRM, BRU, BLS, BUK, BVK, BXJ, BJB, BXE, BXF

1.9D TDi PD/Greenline/Ecomotive/Bluemotion: BLS

2.0D TDi PD/PDFR/Freerack: AXB, AXC, AZV, BDJ, BGW, BHW, BKD, BKP, BKQ, BMA, BMM, BMN, BMP, BMR, BRA, BSS, BUY, BUZ, BLB, BNA, BPW, BRC, BRD, BRE, BRF, BRR, BRS, BRT, BST, BVA, BE, BVF, BVG, BVH, BWV

2.0D Di-D/CRD: BWC, BSY, ECE(BWD), ECD(BYL), ECD(BSY), ECD

Common Rail:

1.2D TDi CR/Ecomotive/Greenline: CFWA

1.6D TDi CR/Ecomotive/Greenline/Bluemotion: CAYA, CAYB, CAYC, CAYD, CAYE, CLNA

2.0D TDi CR/TDie/Bluemotion/GTD/BitDi/Freerack: CAAA, CAAB, CAAC, CAAE, CAGA, CAGB, CAGC, CAHA, CAHB, CBAA, CBBA, CBAB, CBBB, CBDA, CBDB, CBDC, CBEA, CCHA, CCHB, CEGA, CFCB, CFGB, CFHA, CFHB, CFHC, CFHD, CFHF, CFHE, CFJA, CFFA, CFFB, CFFE, CFGB, CFJA, CJLA, CLJA, CJCJ, CJCC, CLCA, CLCB, CMEA, CGLC, CGLD, CGLA, CGLB, CJCA, CLLA

Associated Tool: VSE5951 - Timing Tool Kit - VAG Pompe Duse/Common Rail 1.2, 1.4, 1.6, 1.9, 2.0TDi - Belt Drive (see page 413)

A



VAG Belt

**A VSE5953****Balance Shaft Locking Set - VAG 2.0D Pumpe Duse - Belt Drive**

Special tools required during removal/installation of the balance shaft on certain VAG 2.0 Pumpe Duse diesel engines. Set comprises balance shaft locking tool and chain tensioner locking pin. Belt drive engines with the balance shaft driven separately by a chain.

OEM Tools: T10255, T10115

Applications:

Audi: A4 (04-09), A6 (05-08)

Seat: Alhambra (05-10)

Skoda: Superb (05-08), Superb II (08-10)

VW: Passat (03-09), Sharan (05-10)

Engine Codes:

2.0D TDi PD: BGW, BHW, BKP, BLB, BMA, BMP, BMR, BNA, BPW, BRC, BRD, BRE, BRF, BRT, BSS, BUZ, BVA, BVE, BVF, BVG, BVH, BWV

Associated Tool: VSE5951 - Timing Tool Kit - VAG Pumpe Duse/Common Rail 1.2, 1.4, 1.6, 1.9, 2.0TDi - Belt Drive (see page 413)

C



AUDI Chain

**C VSE7407****Timing Tool Kit - Audi 4.2 V8 - Chain Drive**

Kit includes camshaft setting plates, camshaft positioning sensor alignment tools and crankshaft locking pin. Supplied in a storage case with warning tag and comprehensive instructions.

OEM Tools: T40046, T40047, 3242

Applications: Allroad (02-15), S4 (03-08), S4 Cabriolet (03-09), A6 Quattro (04-08)

Engine Codes: BAS, BAT, BBK, BHF

B



VSE5851 Kit also covers applications on a range of VAG Diesel engines, see page 416.

VAG FORD

Chain Belt

**B VSE5851****Timing Tool/Chain in Head Service Kit VAG, Ford 1.6/1.8/1.8T/2.0 - Belt/Chain Drive**

Essential timing tools for timing belt replacement on a huge range of VAG and Ford diesel or petrol engines. Also suitable for chain in head service and tensioner applications on 1.8, 1.8T engines. Includes camshaft, injection pump locking tools and cambelt tensioner tools.

OEM Tools: U40021, 2065A, U20006, MP-1-300, 21-105, T20038, MP-1-312, 3418, T10098, 2064, U20003, 23-047, 3359, MP-1-301, U40074, T20102, MP-1-302, V159, U30009, T10020, 3387, T10092, T40011, T20044, 3366

Applications:

Audi: 80 (91-96), A3/Sportback (96-13), A4 (94-01), A6 (94-05), S3 (99-03), TT (98-06)

Seat: Alhambra (96-10), Altea/Altea XL (04-12), Arosa (98-05), Cordoba (93-06), Exeo (09-10), Ibiza (93-06), Inca (95-04), Leon (99-12), Toledo (94-09)

Skoda: Fabia (99-07), Felicia (95-01), Octavia/Octavia Tour (96-10), Octavia II (04-13), Superb (02-08)

VW: Beetle (98-11), Bora (97-06), Caddy/Pick Up (80-15), Fox (05-07), Golf (80-12), Golf Plus (05-15), Jetta (80-11), Lupo (98-05), Passat (80-10), Polo (95-06), Santana (80-88), Sharan (95-10), Touran (03-10), Transporter (80-13), Vento (94-98)

Ford: Galaxy (95-00)

Engine Codes - Petrol:

1.6: 1F, ADP, AEH, AEK, AFT, AHL, AKL, AKS, ALZ, ANA, APF, ARM, AUR, AVU, AWH, AYD, BFQ, BFS, BGU, BSE, BSF, CCSA, CHGA, CMXA

1.8: ABS, ADR, ADZ, AFY, AGN, AJP, APG, APT, AQE, ARG, ARH, AVV

2.0: 2E, AAC, AAE, ABF, ABK, ACE, ADY, AEG, AGG, AKT, APK, AQY, ATM, ATU, AWF, AWG, AXA, AZG, AZH, AZJ, AZL, AZM, BBX, BEH, BSX

Engine Codes - Petrol - Chain in Head:

1.8: AGN, AJP, APG, ADR, AFY, APT, ARG, AVV

1.8T: AEB, AGU, AJH, AJL, AJQ, AMK, AMU, ANB, APP, APU, APX, APY, AQA, AQX, ARX, ARY, ARZ, AUM, AUQ, AVC, AWC, AWU, AYP, BAM, BVF, BVP, BVR

Associated Tool: VSE5852 - Service Position Front End Support Guide Set - VAG (see page 412)

Timing Tool Kit Finder

The Timing Tool Kit Finder lists all vehicle applications, use ranges and engine codes. Simply select the make and model of your vehicle from the drop down menus and click on the picture of the timing tool kit for more information.

Address:

ENTER REG

Make:

Model:


Year:

Engine Code:

Engine Size:

Search

Use our online Timing Tool Kit Finder to search for kits, www.sealey.co.uk



A VSE5938

Timing Tool Kit - Audi, VW 3.7/4.2 V8 - Belt Drive

Suitable for the 3.7 and 4.2 V8 engines in Audi and VW vehicles. Kit includes camshaft setting plate, crankshaft locking pin and tensioner tools. Supplied with a warning tag.

OEM Tools: T40005, T40009, 3242, T40011

Applications:

Audi: A6 (99-05), A6 Quattro (99-05), A8 (99-06), S6 (00-04), S8 (99-03), RS6 (03-05)

VW: Phaeton (02-16), Touareg (03-10)

Engine Codes:

3.7 V8: AKC, AQQ, BFL

4.2 V8: AKB, ANK, AQF, AQH, AQJ, ARS, ART, ARU, ASG, AUW, AUX, AVN, AVP, AWN, AXQ, AYS, BBD, BCS, BCY, BFM, BGH, BGJ, BGK, BHX, BRV

Associated Tool: **VSE5852** - Service Position Front End Support Guide Set - VAG (see page 412)



B VS5138

Timing Tool Kit - VAG 2.8/3.2 - Chain Drive

Suitable for VAG 2.8, 3.2 petrol engines, includes crankshaft holding wrench. Supplied in a storage case with a warning tag included.

OEM Tools: T10068A, T10069, T40098

Applications:

Audi: A3/A3 Sportback
Seat: Alhambra, Leon

VW: Bora (00-04), EOS (06-09), Golf IV (00-04), Golf IV Estate (01-06), Golf V (05-08), Phaeton (02-09), Sharan (00-10), Touareg (03-07), Transporter T4 (99-03), Transporter T5 (03-09)

Engine Codes:

2.8: AMV, AUE, AYL, BDE

3.2: AYT, AZZ, BAA, BDB, BDL, BFH, BHE, BJS, BKJ, BKK, BKL, BMJ, BML, BMV, BMX, BRJ, BRK, BUB, CBRA



C VSE6171

Belt Replacement & Chain in Head Service Kit VAG 1.8/1.8T, 2.0 FSi/TFSi/TSi, 2.0S/R - Belt/Chain Drive

Suitable for belt tensioning the huge range of VAG 1.8/1.8T, 2.0 FSi/TFSi twin camshaft engines. These belt drive engines also have a chain in head, connecting the two camshafts. The kit includes the tools necessary for servicing the chain in head and establishing correct valve/camshaft timing.

OEM Tools: T10020, T10115, T10252, T40011, 3366, T10060, T10092

Applications:

Audi: A3 (96-09), A4 (94-09), A6 (95-11), S3 (99-13), TT (98-14)

Seat: Alhambra (97-10), Altea/Altea XL (06-09), Cordoba (99-02), Exeo (09-10), Ibiza (99-02), Leon (99-13), Toledo (99-09)

Skoda: Octavia/Octavia Tour (98-10), Octavia II (04-09)

VW: Beetle (99-11), Bora (97-04), EOS (06-10), Golf (97-12), Golf Plus (05-09), Jetta (05-09), Passat (96-10), Scirocco (09-14), Sharan (97-10), Touran (03-09)

Engine Codes:

1.8: ADR, AFY, AGN, AJP, APG, APT, AQE, ARG, ARH, AVV

1.8T: AEB, AGU, AJH, AJL, AJQ, AMK, AMU, ANB, APP, APU, APX, APY, AQA, AQX, ARX, ARY, ARZ, AUM, AUQ, AVC, AWC, AWT, AWU, AYP, BAM, BFV, BVP, BVR

2.0 FSi: AXW, BHD, BLR, BLX, BLY, BMB, BVX, BZY, BVZ

2.0 TFSi/S/R/TSi: AXX, BPY, BWA, BGB, BPG, BPJ, BUL, BWE, BWT, BYK, BHZ, BZC, BWJ, BYD, CDLA, CDLB, CDLC, CDLD, CDLF, CDMA

Associated Tool: **VSE5852** - Service Position Front End Support Guide Set VAG (see page 412)



D VS754

24pc Pulley Holding/Turning Set - VAG

Designed to counter-hold water pump, camshaft, crankshaft, oil pump, pulleys and sprockets when loosening and tightening the securing bolts. Supplied in storage case.

OEM Tools: T10172, T10172A, T10554


Contents: Ø4.8mm, Ø6mm, 15mm x 6mm Square, 15mm x 12mm Square, 13mm x 17mm Cup, 16mm x 20mm Cup, M10, M12 Splines, 6mm/10mm/12mm Stepped Adaptors, Adaptor Plate and Handle

A



Chain

VAG

**A VSE6236****Timing Tool Kit - VAG 1.8/2.0 TFi/TFSi - Chain Drive**

Kit fits a wide range of VAG group 1.8, 2.0 petrol engines. Includes essential tooling required to remove the camshaft adjuster valves, and a useful crankshaft pulley holding tool. Some applications and repair operations will require additional tools.

OEM Tools: T10355, T10368, T10352, T10352/1, T20208, T40011, T40267

Applications:

Audi: A3 Saloon (13-15), A3/A3 Sportback (07-16), A3 Cabriolet (08-16), A4 (07-15), A4 Allroad (09-15), A4 Quattro (08-15), A5 Coupe/Cabriolet (07-16), A5 Sportback (09-17), A6 (12-18), A6 Quattro (14-18), A7 (15-18), S3 (16-18), TT (08-18), Q3 (11-16), Q5 (08-16)

Seat: Alhambra (10-15), Altea (06-15), Altea Freetrack (09-15), Exeo (10-13), Leon (09-19), Leon ST (14-19), Toledo (09-09)

Skoda: Octavia II (07-13), Octavia III (13-19), Superb II (08-15), Superb III (15-19), Yeti (09-13)

VW: Amarok (10-16), Beetle (13-16), CC (12-15), EOS (08-15), Golf V (09-13), Golf VI (09-13), Golf VII (13-16), Golf VI Cabriolet (12-14), Golf VII (12-15), Jetta (05-11), Transporter T5 (11-15), Passat (07-11), Passat (11-18), Passat Alltrack (12-18), Passat CC (08-12), Scirocco (08-14), Sharan (11-18), Tiguan (07-18)

Engine Codes:

1.8 TFi/TFSi: BYT, BZB, CABA, CABB, CABD, CDA, CDAB, CDHA, CDHB, CJSA, CJSB, CJEB

2.0 TFi/TFSi: CAWA, CAWB, CBFA, CCTA, CCZA, CCZB, CCZC, CCZD, CDNB, CDNC, CDND, CESA, CETA, CFKA, CFPA, CHHA, CHHB, CJK, CJKB, CNCB, CNCD, CPLA, CPSA, CYNB

C

**C VS175****Flywheel Turning Wrench**

Locates in starter ring gear teeth. Spring loaded catch for ease of use.

B



Belt

VAG

**B VSE5760****Timing Tool Kit - VAG 1.0/1.2/1.4 TSi - Belt Drive**

Suitable for the latest generation VAG TSi petrol engines. Contains essential tools for camshaft and crankshaft locking. Supplied in storage case with full instructions and a warning tag.

OEM Tools: T10494, T10504, T10504/1, T10504/2, T10340, T10477, T10499, T10476/A, T10264

Applications:

Audi: A1 (12-18), A1 Sportback (12-18), A3 (13-18), A3 Sportback (13-18), A3 Saloon (13-16), A3 Cabriolet (14-16), Q3 (14-16)

Seat: Mii (12-19), Ibiza (15-19), Leon (12-18), Leon ST (13-18), Toledo (15-17)

Skoda: Citigo (1-19), Fabia III (14-19), Kodiaq (17-19), Rapid (15-19), Rapid Spaceback (15-17), Octavia III (13-18), Superb III (15-18), Yeti (15-17), Yeti Outdoor (15-17)

VW: Beetle (15-18), Caddy (15-19), Caddy Maxi (15-19), CC (15-17), Golf VI Cabriolet (15-16), Golf VII (12-19), Golf VII Cabriolet (15-18), Jetta (14-18), Passat (14-19), Polo (12-18), Scirocco (14-18), Sharan (15-18), SV/Sportsvan (14-18), Tiguan (15-18), Touran (15-19), Up! (14-19)


Engine Codes:

1.0: CHYA, CHYB, CHYC, CPGA

1.2: CJZA, CJZB, CJZC, CJZD, CYVA, CYVB, CYVD

1.4 TSi: CHPA, CHPB, CMBA, CPTA, CPVA, CPVB, CPWA, CRJA, CUKB, CUKC, CXSB, CXSA, CZCA, CZDA, CZEA

D

**D PS997****12pc Crankshaft Pulley Removal Tool Set**

Enables fast and simple removal of crankshaft and auxiliary pulleys - even in a confined space. Chrome Molybdenum legs with thin jaws allow removal of pulleys with narrow tolerance between pulley and block. Supplied in storage case.

Depth Range: 68-88mm

Diameter Range: Ø40-120mm, 132-195mm

A



Chain

VAG

A VSE2359

Camshaft Control Valve Removal Set - VAG 1.8, 2.0 TSi/TFSi Chain Drive

Contains the tools required for removal and installation of the central control valve for camshaft adjustment. Suitable for use on 1.8 and 2.0 TSi/TFSi 4-cylinder chain drive petrol engines fitted across a wide range of VAG vehicles.

OEM Tools: T10352, T10352/1

Applications:

Audi: A3 (07-13), A3 Cabriolet (08-16), A4 (07-15), A5 (09-14), A5 Coupe (08-17), A6 (12-18), A7 (15-18), TT (06-17), Q3 (11-16), Q5 (08-16)

Seat: Alhambra (10-15), Altea/Altea XL (06-15), Exeo (10-13), Leon (07-19), Toledo (07-13)

Skoda: Octavia II (07-13), Octavia III (13-15), Superb II (08-15), Yeti (09-15), Yeti Outdoor (13-15)

VW: Amarok (10-16), Beetle (11-16), CC (12-15), EOS (12-15), Passat (07-15), Golf V (07-08), Golf VI/VI Estate (09-13), Golf VI Cabriolet (12-15), Jetta (08-14), Passat (07-15), Passat Alltrack (09-15), Passat CC (08-12), Scirocco (08-14), Sharan (11-15), Tiguan (12-15)

Engine Codes:

1.8 TSi/TFSi: BYT, BZB, CABA, CABB, CABD, CDAA, CDAB, CDHA, CDHB, CGYA, CJEB, CJSA, CJSB

2.0 TSi/TFSi: CAWA, CAWB, CBFA, CCTA, CCZA, CCZB, CCZC, CCZD, CDNB, CDNC, CDND, CDLA, CESA, CETA, CFKA, CFPA, CGYA, CHHB, CJKK, CJKB, CJXA, CJXE, CJXH, CHHA, CMFA, CPLA, CPSA

B



Chain

VAG

B VSE4242

Timing Tool Kit - VAG 1.8, 2.0 TSi/TFSi - Chain Drive

Timing tool kit that covers a wide range of VAG petrol engines. Includes the necessary tools for setting the engine at TDC, the locking tools for both types of timing chain tensioner and a tool for the oil pump chain tensioner. Also includes the tool essential for removing the camshaft control valve.

OEM Tools: T40011, T40265, T40267, T40271-1, T40271-2, T10170A/1, T10352/T10352/1, VAS6079

Applications:

Audi: A3 Cabriolet (08-16), A3/A3 Sportback (07-16), A3/A3 Sportback (12-16), A4 (04-15), A4 Cabriolet (05-09), A4 Quattro (04-08), A4 Quattro (08-14), A5 Coupe/Cabriolet (07-17), A5 Sportback (09-17), A6 (05-14), Q3 (11-16), Q5 (08-16), S3 (06-08), TT (06-18)

Seat: Alhambra (10-15), Altea (06-15), Leon (06-19), Leon ST (13-19), Toledo (06-09)

Skoda: Octavia II (09-13), Octavia III (13-18), Superb II (08-15), Superb III (15-19), Yeti (09-13)

VW: Amarok (10-16), Beetle (13-16), Cabriolet (12-14), CC (12-15), Golf V (07-13), Golf VI Estate (09-14), Golf VII (13-15), Passat (15-18), Scirocco (08-14), Sharan (15-18), Tiguan (07-18), Touran (15-18), Transporter T5 (11-15)

Engine Codes:

1.8 TSi/TFSi: BYT, BXB, BZB, CABA, CABB, CABD, CDAA, CDAB, CDHA, CDHB, CGYA, CJEB, CJHA, CJSA, CJSB, CJSC, CJXA

2.0 TSi/TFSi: AXX, BGB, BHZ, BJP, BUL, BPG, BPJ, BPY, BWA, BWA1, BWA, BWE, BWJ, BWT, BYK, BZC, CAWA, CAWB, CBFA, CCTA, CCZA, CCZB, CCZC, CCZD, CDLA, CDLC, CDNB, CDNC, CDND, CESA, CETA, CFKA, CFPA, CHHA, CHHB, CHJA, CJKK, CJKB, CJSA, CJSC, CJXA, CJXB, CJXC, CJXE, CJXH, CNCD, CPLA, CPSA, DEDA

C



VAG

Chain



C VSE5956A

Timing Tool Kit - VAG 1.2, 1.4 TFSi/1.4, 1.6 FSi - Chain Drive

Timing kit suitable for 1.2, 1.4 TFSi and 1.4, 1.6 FSi engines. Kit contains essential tools for crank TDC positioning, camshaft setting and tensioner locking. Supplied in storage case.

OEM Tools: T10170, T10171A, T40011, T10340, T10414

Applications:

Audi: A1 (10-15), A3 (03-13)

Seat: Alhambra (10-15), Altea/Altea XL (08-15), Ibiza/Cordoba (08-12), Leon (07-13), Toledo (07-15)

Skoda: Fabia II (07-15), Octavia II (04-15), Praktik (10-15), Rapid (12-15), Roomster (06-15), Superb II (09-14), Yeti (09-14)

VW: Beetle (11-15), Caddy/Caddy Maxi (10-15), EOS (06-12), Golf (03-12), Golf Plus (03-14), Golf V Estate (07-13), Golf VI Cabriolet (10-15), Jetta (06-14), Passat (05-11), Polo (02-14), Scirocco (08-12), Tiguan (07-12), Touran (03-15)

Engine Codes:

1.2 TFSi: CBZA, CBZB, CBZC


1.4 FSi: AXU, BKG, BLN

1.4 TFSi: BLG, BMY, BWK, CAVA, CAVB, CAVC, CAVD, CAVE, CAVF, CAXA, CAXC, CDGA, CSMA

1.6 FSi: BAG, BLF, BLP, BTS

Associated Tools: **AK9634M** - Dial Gauge Metric 8mm (see page 377), **VSE23581** - Crankshaft Pulley Holding Tool - VAG (see page 425), **VS783** - Universal Pulley & Fan Clutch Holder Set (see page 426)

D



Chain

VAG

D VSE5921

Timing Tool Kit - VAG 1.2 3-Cylinder (6v/12v) - Chain Drive

Contains camshaft setting tools and flywheel locking pin for timing 1.2, 3-cylinder, 6 and 12 valve chain drive engines. These engines are fitted in Seat, Skoda and VW vehicles. Supplied in a storage case with instructions and a warning tag.

OEM Tools: T10120, T10121, T10123

Applications:

Seat: Ibiza/Cordoba (02-15)

Skoda: Fabia (02-07), Fabia II (07-15), Roomster (06-12), Praktik (09-15), Superb III (10-15)


VW: Fox (05-12), Polo (02-12)

Engine Codes:

1.2 6v: AWY, BBM, BMD, CHFA, CHFB

1.2 12v: AZQ, BME, BXV, BZG, CEVA, CGPA, CGPB, CJLA

Associated Tool: **VSE23581** - Crankshaft Pulley Holding Tool - VAG (see page 425)



A VSE2357A
Camshaft Setting Tool - VAG 1.4, 1.6 16v/FSi Belt Drive

Suitable for VAG 1.4, 1.6 twin camshaft, belt drive, petrol engines introduced in 1997. Dependant on the engine variant/sprocket position, either the complete tool or the pins alone may be required.

OEM Tools: T10016, T10074

Applications:

Audi: A2 (00-06)

Skoda: Fabia (99-07), Fabia II (07-12), Octavia (99-10), Octavia II (04-13), Roomster (06-12)

Seat: Altea (06-10), Arosa (99-05), Ibiza/Cordoba (99-13), Inca (00-04), Leon (99-10), Toledo (99-09)

VW: Beetle (01-11), Bora (97-10), Caddy/Caddy Maxi (99-10), Golf/Golf Estate (97-12), Golf Plus (05-12), Lupo (98-05), Polo (98-12)

Engine Codes:

1.4 FSi: AFK, AHW, AKQ, APE, AQQ, ARR, AUA, AUB, AXP, BBY, BBZ, BCA, BKY, BUD, BXW, CGGA, CGGB, CMAA

1.6 FSi: AJV, ARC, ATN, AUS, AVY, AZD, BAD, BCB



B VSE5950
Timing Tool Kit - VAG 1.2, 1.4 TFSi/1.4, 1.6 FSi - Chain Drive

Timing kit suitable for 1.2, 1.4 TFSi and 1.4, 1.6 FSi engines. Kit contains essential tools for crank TDC positioning, camshaft setting and tensioner locking. Supplied in storage case.

OEM Tools: T10340, T10414, T10171A, T40011

Applications:

Audi: A1 (10-15), A3 (03-13)

Seat: Alhambra (10-15), Altea/Altea XL (08-15), Ibiza/Cordoba (08-12), Leon (07-13), Toledo (07-15)

Skoda: Fabia II (07-15), Octavia II (04-15), Praktik (10-15), Rapid (12-15), Roomster (06-15), Superb II (09-14), Yeti (09-14)

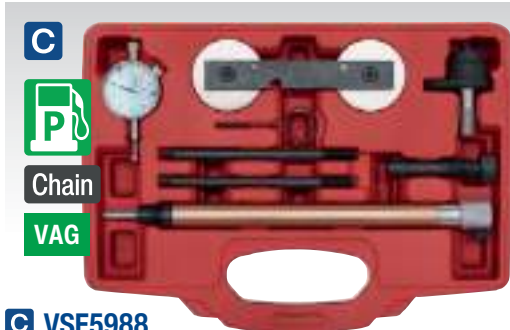
VW: Beetle (11-15), Caddy/Caddy Maxi (10-15), EOS (06-12), Golf (03-12), Golf Plus (03-14), Golf V Estate (07-13), Golf VI Cabriolet (10-15), Jetta (06-14), Passat (05-11), Polo (02-14), Scirocco (08-12), Tiguan (07-12), Touran (03-15)

Engine Codes:

1.2 TFSi: CBZA, CBZB, CBZC

1.4 TFSi: AXU, BKG, BLG, BLN, BMY, BWK, CAVA, CAVB, CAVC, CAVD, CAVE, CAVF, CAXA, CAXC, CDGA, CSMA

1.6 FSi: BAG, BLF, BLP, BTS



C VSE5988
Timing Tool Kit - VAG 1.2, 1.4 TFSi/1.4, 1.6 FSi - Chain Drive

Timing kit suitable for 1.2, 1.4 TFSi and 1.4, 1.6 FSi engines. Kit contains essential tools for crank TDC positioning, camshaft setting and tensioner locking. Includes guide pins for aligning the supercharger. Supplied in storage case with instructions and a warning tag.

OEM Tools: T10340, T10414, T10171A, T40011, T10170, VAS6079, T10341

Applications:

Audi: A1 (10-15), A1 Sportback (10-15), A3 Cabriolet (10-13), A3 (10-15), A3 Sportback (03-13)

Seat: Altea/Altea XL (10-15), Ibiza (10-15), Leon (10-13), Toledo (12-15)

Skoda: Fabia II (10-15), Praktik (10-15), Rapid (12-15), Rapid Sportback (12-15), Octavia II (04-13), Yeti (09-15), Yeti Outdoor (13-15)


VW: Beetle (11-15), Caddy/Caddy Maxi (10-15), EOS (07-15), Golf V (03-13), Golf V Estate (07-09), Golf VI (10-13), Golf VI Estate (10-13), Golf VI Cabriolet (11-15), Golf Plus (05-14), Jetta (05-14), Passat (05-15), Polo (09-14), Scirocco (08-14), Tiguan (07-15), Touran (03-15)

Engine Codes:

1.2 TFSi: CBZA, CBZB, CBZC

1.4 FSi/TFSi: BLG, BMY, BWK, CAVA, CAVB, CAVC, CAVD, CAVE, CAVF, CAXA, CAXC, CDGA, CSMA

1.6 FSi: BAG, BLF, BLP



D VS5145
Timing Tool Kit VAG 1.2/1.4 TSi Belt Drive

Suitable for the latest VAG 1.2, 1.4 TSi belt drive petrol engines including the 1.4 TSi ACT. Contains essential tools for camshaft locking, crankshaft replacement and timing belt replacement. Supplied in storage case.

OEM Tools: T10340, T10499, T10494, T10504, T10060A

Applications:

Audi: A1 (12-18), A1 Sportback (12-18), A3 (13-18), A3 Sportback (12-17), A3 Cabriolet (14-17), Q2 (16-18), Q3 (15-18)

Seat: Alhambra (15-17), Ateca (16-18), Ibiza (12-17), Leon (12-18), Leon ST (14-18), Tarraco (19-22), Toledo (12-17)

Skoda: Fabia (10-13), Fabia III (14-17), Kodiaq (17-21), Octavia II (10-13), Octavia III (10-18), Rapid (15-17), Rapid Spaceback (15-17), Yeti (15-17), Yeti Outdoor (15-17)

VW: Caddy/Caddy Maxi (15-21), Golf VII (08-17), Golf VII Estate (08-17), Golf Sportsvan (14-15), Jetta (12-17), Polo (12-17)

Engine Codes:

1.2 TSi: CJZA, CJZB, CJZC, CJZD, CYVA, CYVB

1.4 TSi: CGGA, CHPA, CHPB, CKSB, CMBA, CPVA, CPWA, CRJA, CUKB, CUKC, CYVB, CXSA, CZDA, CZDB, CZEA

1.4 TSi ACT: CPTA

1.6: CWVA, CWVB



E VS5140
Timing Tool Kit - VAG 1.0 - Belt Drive

Covers the range of VAG 1.0 petrol engines. Includes the tools required to hold the camshaft sprockets and to adjust the timing belt tensioner.

OEM Tools: T10172, T10340, T10477, T10499

Applications:

Audi: A1 (15-18), A1 Sportback (15-18), A3 (16-18), A3 Sportback (16-18), A3 Saloon (16-18), Q2 (16-18)

Seat: Arona (17-19), Ateca (16-19), Ibiza (12-20), Mii (12-20), Toledo (17-19)

Skoda: Citigo (11-19), Fabia III (14-19), Octavia III (16-18)

VW: Caddy (15-18), Caddy/Caddy Maxi (15-21), Golf VII (15-18), Golf SV/Sportvan (15-17), Polo (15-22), Up! (11-20)

Engine Codes: CHYA, CHYB, CPGA, CWVA, CWVB





A VSE4251

Vibration Damper Holding Tool - VAG 1.8/2.0 TFSi - Chain Drive

Contains the essential tools required to maintain engine timing if the vibration damper has to be removed. Supplied in a storage case with full instructions.

OEM Tools: T10531/1, T10531/2, T10531/3, T10531/4

Applications:

Audi: A3/A3 Sportback (07-17), A3 Cabriolet (08-16), A3 Saloon (13-16), A4 (07-18), A4 Quattro (08-18), A4 Allroad (13-18), A5 (15-18), A5 Sportback (09-18), A5 Coupe (07-18), A5 Cabriolet (08-17), A6 (12-18), A6 Quattro (15-18), A7 (14-18), A8 (12-14), RSQ3 (15-18), S1/S1 Sportback (14-18), S3/S3 Sportback (13-16), S3 Saloon (13-16), S3 Cabriolet (14-16), Q3 (11-18), Q5 (09-17), Q7 (15-18), TT (08-18)
Seat: Alhambra (10-18), Altea (06-15), Exeo (10-13), Ibiza (15-17), Leon (07-19), Leon ST (13-19), Toledo (07-09)
Skoda: Octavia II (07-13), Octavia III (13-18), Superb II (08-15), Superb III (15-19), Yeti (09-15), Yeti Outdoor (13-15)
VW: Amarok (10-16), Areton (17-19), Beetle (09-16), CC (12-15), EOS (08-15), Golf V (07-08), Golf VI (09-18), Golf VII (15-17), Golf Alltrack (14-17), Golf VI Estate (09-17), Jetta (08-15), Passat (07-18), Passat CC (08-12), Passat Alltrack (12-18), Polo (14-18), Scirocco (08-18), Sharan (11-18), Tiguan (07-18), Touran (14-15), Transporter T5 (11-15), Transporter T6 (15-19)

Engine Codes:

1.8 TFSi: BZB, BYT, CABA, CABB, CABD, CDHA, CDHB, CJED, CJEE, CJSA
2.0 TFSi: CAWA, CAWB, CBFA, CCTA, CCZA, CCZC, CDAA, CDNC, CDND, CCZB, CCZD, CDAB, CDNB, CESA, CETA, CFKA, CFPA, CGYA, CHHA, CHHB, CJKA, CHHC, CHJA, CJKB, CJSB, CJSC, CJXA, CJXB, CJXC, CJXE, CJXG, CJXH, CNCB, CNCD, CNCE, CPLA, CPSA, CULA, CULB, CULC, CYNB, CYP A, CYRB, CYRC, CWZA, CYBB, CYGA, DAJA, DAJB, DEDA



C VSE7140

Timing Tool Kit - VAG 1.2/1.6 TFSi - Chain Drive

Fits a wide range of 1.2 TFSi engines and the newer generation twin camshaft 1.6 TFSi engines. Contains guide pins for aligning the turbocharger. Supplied in a storage case with full instructions and a warning tag.

OEM Tools: T10414, T10340

Applications:

Audi: A1 (10-15), A1 Sportback (10-14), A3 (10-13), A3 Sportback (10-13), A3 Cabriolet (10-13)
Skoda: Fabia II (10-19), Octavia II (10-13), Praktik (10-15), Rapid (12-19), Rapid Spaceback (13-19), Roomster (10-19), Yeti (09-13), Yeti Outdoor (13-15)
Seat: Toledo (12-19), Ibiza (12-15), Leon (10-13), Altea/Altea XL (10-15)
VW: Beetle (11-15), Caddy/Caddy Maxi (10-15), Golf VI (09-15), Golf Plus (10-14), Jetta (11-18), Polo (09-16)

Engine Codes:

1.2 TFSi: CBZA, CBZB, CBZC
1.6 TFSi: CFNA, CFNB



B VSE5047

Auxiliary Belt Tensioner Wrench - VAG 1.4 TSi/TFSi - Belt Drive

Specially designed wrench to allow for access to the auxiliary belt tensioner where access is limited. For 1.4 direct injection 4-cylinder TSi and TFSi Bluemotion engines.

OEM Tool: T10447

Applications:

Audi: A1 Sportback (12-15), A3 (13-15), A3 Sportback (12-15)
Seat: Ibiza (13-15), Leon (12-15), Leon ST (13-15), Toledo (12-14)
Skoda: Octavia II (10-13), Octavia III (13-15)
VW: Polo (12-14), Golf VII (12-15), Golf VII Estate (09-15), Golf Plus (09-14), Jetta (12-14)

Engine Codes:

1.4 TSi ACT: CPTA
1.4 TFSi: CPTA, CMBA, CXSA, CHPA, CGGA, CPVA, CRJA



D VSE5909

Belt Replacement & Chain in Head Service Set VAG 1.8/1.8T - Belt Drive

Suitable for belt tensioning 1.8 and 1.8 Turbo twin camshaft engines. These belt drive engines also have a chain connecting the two camshafts. Includes a belt tensioner bolt, belt tensioner pin and chain tensioner retainer.

OEM Tools: T10092, T40011, T20044/3366

Applications:

Audi: A3 (96-03), A4 (94-01), A6 (95-05), S3 (99-03), TT (98-06)
Seat: Alhambra (97-10), Cordoba (99-02), Ibiza (99-02), Leon (99-05), Toledo (99-05)
Skoda: Octavia/Octavia Tour (98-10)
VW: Beetle (99-11), Bora (97-04), Golf (97-04), Passat (96-00), Sharan (97-10)
Ford: Galaxy (95-00)

Engine Codes:

1.8i: ADR, AFY, AGN, AJP, APG, APT, AQE, ARG, ARH, AVV
1.8T: AEB, AGU, AJH, AJL, AJQ, AMK, AMU, ANB, APP, APU, APX, APY, AQA, AQX, ARX, ARY, ARZ, AUM, AUQ, AVC, AWC, AWU, AYP, BAM, BFV, BVP, BVR

A



Belt

Chain

VAG



A VS5100MK

53pc Master Timing Tool Kit - VAG - Belt/Chain Drive

Master timing tool kit for VAG vehicles. Covers a wide range of petrol and diesel engines. Suitable for popular VAG vehicles from 1995 to present. Applications include Gen III petrol engines featuring single or twin variable valve timing. Supplied in two high quality storage foams suitable for toolbox drawers. Foam size: 560 x 390 x 45mm.

OEM Tools: T10352, T10352C, T10355, T10368, T20208, T40011, T10492, 10409, T10490, T10051, T40001, T10494, T10504, T10499, T10476, T10477, T10475, T10414, T10016, T10115, T20102, T10265, T10264, T10008, T10060A, 3359, T10100, T10050, T10171A, T10170A, T10340, T10353, T10354, 6341, T10120, T10123, T10121, T10172, T10093, 3341, 3369, MP 1-300, 2064, 3418, VAG159, T20044, T10252, T40011, T40266, T40267, T40271, T10567, T20208, T40266, T10567, T40267, T40271

Applications:

Audi: A1 (10-18), A1 Sportback (10-18), A2 (00-01), A3 (96-18), A3 Sportback (03-18), A3 Cabriolet (08-18), A4 (95-16), A4 Quattro (90-16), A4 Cabriolet (06-09), A4 Allroad (07-16), A5 (08-17), A5 Sportback (09-17), A5 Coupe (09-17), A5 Cabriolet (09-17), A6 (97-18), A6 Quattro (01-18), A7 (15-18), Q2 (16-18), Q3 (11-21), Q5 (08-17), S3 (99-18), TT (99-18)

Seat: Alhambra (00-18), Altea (04-15), Altea XL (04-15), Arosa (99-05), Ateca (17-18), Cordoba (96-12), Exeo (09-16), Ibiza (99-17), Leon (99-20), Leon ST (13-20), Mii (12-20), Toledo (96-18)

Skoda: Fabia (99-10), Fabia II (07-15), Fabia III (14-18), Kodiaq, (17-21), Octavia (96-10), Octavia II (04-15), Octavia III (10-18), Praktik (07-15), Rapid (12-18), Rapid Spaceback (12-18), Roomster (06-15), Superb (02-08), Superb II (08-15), Superb III (15-19), Yeti (09-17), Yeti Outdoor (13-17)

Volkswagen: Amarok (10-16), Areton (17-19), Beetle (00-15), Beetle CC (12-15), Bora (00-06), Caddy (98-21), Caddy Maxi (00-15), CC (10-17), Citigo (12-19), Crafter (11-17), EOS (07-15), Fox (05-12), Golf (96-16), Golf Alltrack (14-17), Golf (11-15), Golf III (95-04), Golf III Cabriolet (95-98), Golf IV (97-05), Golf IV Cabriolet (98-04), Golf Plus (05-14), Golf V (03-08), Golf VI (08-13), Golf VI Cabriolet (11-15), Golf VI (08-19), Golf VI Plus (09-14), Golf VI Alltrack (14-17), Jetta (05-18), Lupo (98-05), Passat (95-19), Passat Allroad (12-15), Passat Alltrack (12-18), Passat CC (08-12), Polo (95-18), Polo Classic (95-02), Scirocco (08-17), Sharan (96-19), Sportsvan (14-17), Tiguan (07-15), Touran (03-17), Toureg (10-15), Transporter (92-18), Up! (12-20), Vento (96-98)

Engine Codes:

1.0: CHYA, CHYB, CPGA

1.2: AWY, AZQ, BBM, BMD, BME, BXV, BZG, CBZA, CBZB, CBZC, CEVA, CGPA, CGPB, CGPC, CHFA, CHFB, CJZA, CJZB, CJZC, CJZD

1.2D: ANY, AYZ, CFWA

1.4: AFK, AHW, AKQ, APE, AQQ, ARR, AUA, AUB, AXP, AXU, BBY, BBZ, BCA, BKG, BKY, BLG, BLN, BMY, BUD, BWK, BXW, CAVA, CAVB, CAVC, CAVD, CAVE, CAVF, CAVG, CAXA, CAXC, CDGA, CGGA, CGGB, CHPA, CHPB, CKMA, CNVA, CMAA, CMBA, CPTA, CPVA, CPVB, CMSB, CPWA, CRJA, CTHA, CTHB, CTHC, CTHD, CTHE, CTHF, CTHG, CTJC, CTKA, CUKB, CUKC

1.4D: AMF, ATL, BAY, BHC, BMS, BNM, BNV, BWB, CUSA, CUSB, CUTA

1.6: 1F, AEH, AFT, AKL, AKS, ALZ, APF, ARC, AUR, AUS, AVU, AZD, BAD, BAG, BCB, BFQ, BFS, BGU, BLF, BLP, BSE, BSF, BTS, CLNA, CLRA, CNKA

1.6D: AYD, AYY, CAYA, CAYB, CAYC, CAYD, CAYE, CLHA, CLHB, CRKA, CRKB

1.7D: AKU


1.8: AEB, AGN, AGU, AJL, AJP, AJQ, AMK, AMU, ANB, APG, APP, APU, APX, APY, AQA, ARX, ARY, ARZ, AUM, AUQ, AWC, AWU, AYP, BAM, BFV, BVP, BVR, BYB, BYT, BZB, CABA, CABB, CABD, CDAA, CDAB, CDHA, CDHB, CGYA, CJEB, CJED, CJEE, CJSA, CJSB, CJSC, CYGA, DAJA, DAJB

1.9D: 1X, 1Y, ABL, AFN, AGR, AHF, AJM, ALH, ANU, ARL, ASV, ASZ, ATD, AUY, AVB, AVF, AVG, AVQ, AWT, AWX, AXB, AXC, AXR, BJB, BKC, BKE, BLS, BLT, BMT, BPX, BPZ, BRB, BRM, BRR, BRS, BRU, BSU, BSV, BSW, BTB, BUK, BVK, BXE, BXF, BXJ

2.0: AAC, APK, AQY, ATM, ATU, AWA, AWF, AWG, AXA, AXW, AXX, AZG, AZH, AZJ, AZM, BEH, BGB, BHD, BHZ, BLR, BLX, BLY, BMB, BPG, BPJ, BPY, BUL, BE, BVX, BVY, BVZ, BWA, BWA1, BWE, BWJ, BWT, BYD, BYK, BZC, CAWA, CAWB, CBFA, CCTA, CCZA, CCZB, CCZC, CCZD, CDBD, CDLA, CDLB, CDLC, CDLD, CDLK, CDMA, CFPA, CHHA, CHHB, CPLA, CRUA, CUA, CUN, CUUA, DNUE, DKTA, DJHC, DJHA, DEDA, CZPA, CZPB, CZPC, CPPA, CULA, CULC, CJSC, DAJA, DAJB, CJKA, CJKB, CJXA, CJXB, CJXC, CJXD, CJXE, CJXG

2.0D: AZV, BKD, BKQ, BMM, BMN, BNA, BPW, BRA, BRC, BRD, BRE, BRF, BVA, BVF, BVG, BUY, BLB, BRT, BVH, BEW, BDJ, BSS, BST, BMP, BDK, BGW, BHW, BKP, BMA, BMR, BUZ, BVE, BWV, CAGA, CAGB, CAGC, CAHA, CAHB, CBAA, CBAB, CBBB, CBEA, CEGA, CFHC, CFJA, CFFA, CFFB, CFFE, CFCB, CFCG, CFCJ, CLCB, CFHA, CFHB, CFHD, CGLA, CGLB, CGLC, CGLD, CGLF, CGLG, CJCA, CJCB, CJCC, CJCD, CKFB, CKFC, CRMB, CRVA, CRVC, CUPA, CRKB, CLCA, CFHF, CRCB, CFHJ, CDBA, CDCA, CNFA, CNFB, CNEA, CSHA, CUV, CLJA, CMGB, CSUE, CFHE, DFMA, CFFD, CKTB, CKUB, CKUC, CKTC, CBDA, CBDC, CJAA, CMEA, CMFA, CMFB, CNHA, CNHC, CUNA, CRFA, CRFC, CRLB, CRBD, CRBC, CRLC, CSUA, CBAC, CLLA, CUVA, DFLA, DFLD, CBBA, CFCA, CAAC, CAAA, CAAB, CAAD, CAAE, CCHA, CCHB, DFCA

B VAG



B VS2032

Turbo Adjustment Set - VAG

Specially designed spanner and split deep socket to assist in the removal, fitting and adjusting the turbo pressure capsule and turbo actuator on VAG engines. Set includes 1/4" Sq drive socket (10mm x 50mm) and spanner (10mm open-end & 12mm 12-point ring combination). Manufactured from Chrome Vanadium.

OEM Tools: T10422A, T10423

Applications: Golf V1 (5K), Golf Plus (52), Jetta (1K), Passat (3C), Passat CC (35), Scirocco (13), EOS (1F), Tiguan (5N), Transporter T5 (2010on) 7J, 7H, 7G, 7F

C



LAND ROVER

C VS2541


Land Rover TD5 Injector Puller

Includes a slide hammer.

Applications: Land Rover Defender (1999 - 2007), Discovery II (1998 - 2005)

Engine Codes: 10P, 15P, 16P

D 1/4" Sq Drive



VAG

D VS0584

Crankshaft Sensor 4mm Ball-End Hex Key 80mm Long Reach - VAG

Crankshaft sensor hex key 80mm long reach. Chrome Vanadium 4mm ball-end hex key. Fits a wide variety of VAG vehicles.



A VSE6237

Crankshaft Pulley Holding Wrench - VAG 1.8/2.0 TFSi - Chain Drive

Essential tool required to counter-hold the crankshaft pulley whilst removing/tightening the crankshaft pulley bolt.

Applications:

Audi: A3 Saloon (13-15), A3/A3 Sportback (07-16), A3 Cabriolet (08-16), A4 (07-15), A4 Allroad (09-15), A4 Quattro (08-15), A5 Coupe/Cabriolet (07-16), A5 Sportback (09-17), A6 (12-14), TT (08-17), Q3 (11-16), Q5 (08-16)

Seat: Alhambra (10-15), Altea (06-15), Altea Freetrack (09-15), Exeo (10-13), Leon (09-17), Toledo (09-09)

Skoda: Octavia II (07-13), Octavia III (13-17), Superb II (08-15), Superb III (15-19), Yeti (09-13)

VW: Amarok (10-16), Beetle (13-16), CC (12-15), EOS (08-15), Golf V (09-13), Golf VI (09-13), Golf VII (13-16), Golf VI Cabriolet (12-14), Golf VII (12-15), Jetta (05-11), Transporter T5 (11-15), Passat (07-11), Passat (11-17), Passat Alltrack (12-16), Passat CC (08-12), Scirocco (08-14), Sharan (11-15), Tiguan (07-15)

Engine Codes:

1.8 TFSi: BYT, BZB, CABA, CABB, CABD, CDAA, CDAB, CDHA, CDHB, CJSA, CJSB, CJEB

2.0 TFSi: CAWA, CAWB, CBFA, CCTA, CCZA, CCZB, CCZC, CCZD, CDNB, CDNC, CDND, CESA, CETA, CFKA, CFPA, CHHA, CHHB, CJKA, CJKB, CNCB, CNCD, CPLA, CPSA, CYNB



C VSE23581

Crankshaft Pulley Holding Tool - VAG - Belt Drive

Suitable for VAG 1.2 6v, 1.2 12v, 1.4 and 1.6 16v twin cam petrol engines.

OEM Tool: T30004/3415

Applications:

Audi: A2 (00-06)

Seat: Cordoba (06-08), Ibiza (02-08)

Skoda: Fabia (99-07), Fabia II (07-12), Praktik (07-09), Roomster (06-09), Octavia (00-02), Octavia II (04-09)

VW: Beetle (01-11), Caddy (99-10), Golf/Bora (97-11), Golf Plus (05-09), Lupo (98-05), Polo (97-09)


Engine Codes:

1.2 6v: AWY, BBM, BMD, CHFA, CHFB

1.2 12v: AZQ, BME, BXV, BZG, CEVA, CGPA, CGPB, CJLA

1.4/1.6 16v: AFK, AHW, AJV, AKQ, APE, AQQ, ARR, AUA, AUB, AXP, BAD, BBY, BBZ, BCA, BKY, BUD

Associated Tool: **VSE2357A** - Camshaft Setting Tool - VAG 1.4, 1.6 16v/FSi Belt Drive (see page 422)



B VSE6140

Crankshaft Holding Tool - Ford, Volvo

Used to counter-hold the crankshaft pulley to release and tighten the centre bolt. Suitable for a wide range of Ford and Volvo models and engine sizes.

OEM Tools:

Ford: 303-1179

Volvo: 999 5433

Applications:

Ford: Focus (05-11), Galaxy (06-10), Kuga (11-13), Mondeo (07-10), S-Max (06-10)

Volvo: C30 (06-13), C70 (98-13), S40 (96-12), S60 (00-15), S70 (98-00), S80 (98-15), V40 (96-99), V50 (04-12), V60 (10-15), V70 (98-15), XC60 (08-15), XC70 (02-15), XC90 (02-13)

Engine Codes - Diesel:

2.0D: D5204T, D5204T2, D5204T3, D5204T5

2.4D: D5244T, D5244T2, D5244T3, D5244T5, D5244T6, D5244T7, D5244T8, D5244T9, D5244T10, D5244T11, D5244T13, D5244T14, D5244T15, D5244T16, D5244T17, D5244T18, D5244T19

Engine Codes - Petrol:

1.6: B4164S

1.8: B4184S

1.9: B4194T

2.0: B4204S, B4204T, B4204T3, B4204T4, B4204T5

2.3: B5234FS, B5234T3, B5234T7, B5234T8, B5234T9

2.4: B5244SG, B5244SG2, B5244S, B5244S2, B5244S4, B5244S5, B5244S7, B5244T, B5244T2, B5244T3, B5244T4, B5244T5, B5244T7

2.5: B5254FS, B5254T, B5254T2, B5254T3, B5254T4, B5254T5, B5254T6, B5254T7, B5254T8, B5254T10, B5254T11, HUBA, HUWA, HYDA, HYDC, JDZA

2.8: B6284T/T2

2.9: B6294S, B6294S2, B6294S3, B6294T



D VSE6255

Crankshaft Pulley Holding Tool - VAG 1.0/1.2/1.4 TSi - Belt Drive

Suitable for VAG 1.0, 1.2 and 1.4 TSi petrol engines. Counter-holding tool used when removing or tightening crankshaft pulley bolt. 1/2" Sq Drive for use with a conventional breaker bar.

OEM Tool: T10475

Applications:

Audi: A1/A1 Sportback (12-15), A3/A3 Sportback (12-15), A3 Saloon (13-15), A3 Cabriolet (13-15)

Seat: Ibiza (12-19), Leon (12-15), Leon ST (13-15), Mii (12-19), Toledo (15-17)

Skoda: Citigo (11-19), Fabia (11-14), Fabia III (14-21), Octavia II (10-13), Octavia III (13-15), Rapid (15-17)

VW: Golf VI (08-13), Golf VI Plus (09-14), Golf VI Estate (09-13), Golf VII (12-15), Golf VII Estate (13-14), Golf SV/Sportsvan (14-16), Jetta (12-18), Polo (14-18), Up! (11-20)

Engine Codes:

1.0 TSi: CPGA, CYHA, CYHB

1.2 TSi: CJZA, CJZB, CJZC, CJZD


1.4 TSi: CGGA, CHPA, CMBA, CPTA, CPVA, CPVB, CRJA, CXSA

A



Belt

Chain


**FORD
MAZDA
VOLVO**
A VSE5515**Timing Tool Kit - Ford, Mazda, Volvo 1.25/1.4/1.6/1.8/2.0/2.3 16v Duratec - Belt/Chain Drive**

Covers the complete range of Ford Duratec engines 1.25, 1.6, 1.8, 2.0, 2.3 16v in both belt and chain drive variants.

OEM Tools:

Ford: 303-1054, 303-507 (21-210), 303-620 (21-163), 303-574, 303-748, 303-376 (21-162B), 303-376B

Mazda: 49 JE01061, 303-574, 49 JE02061, 303-465, 49 JE01054

Volvo: 999-7152, 999-7151

Applications:

Ford: B-Max (15-17), C-Max (07-10), Cougar (98-01), Fiesta (95-17), Focus (98-11), Focus C-Max (03-07), Fusion (02-12), Galaxy (06-15), Maverick (01-07), Mondeo (93-15), Puma (97-02), S-Max (06-15), Tourneo Connect (02-06), Transit (06-12), Transit Connect (02-06)

Mazda: 121ZQ (95-00), 2 DY (02-07), 3 BK (03-09), 3 BL (09-15), 5 CR (05-10), 5 CW (10-12), 6 GG/GY (02-07), 6 GH (07-15), MPV LW (02-05), MX-5 NC (05-16), Tribute EP (04-06)

Volvo: C30 (06-13), S40 (06-12), S80 (07-11), V50 (04-12)

Engine Codes:

1.25 16v Belt: DHA, DHB, DHC, DHD, DHE, DHF, DHG, F8JA, F8JB, FUJA, FUJB, M7JA, M7JB, SNJA, SNJB, SNJC, SNJD, STJA, STJB, STJC, STJD

1.4 16v Belt: ASDA, ASDB, FHA, FHB, FHD, FHE, FHF, FXDA, FXDB, FXDC, FXDD, FXJA, FXJB, FXJC, RTJA, RTJB, SPJA, SPJC, SPJE, UTJA

1.6 16v Belt: B4164S3, FYDA, FYDB, FYDC, FYDD, FYDH, FYJA, FYJB, FYJC, HWDA, HWDB, IQJA, IQJC, L1F, L1J, L1L, L1N, L1Q, L1T, L1V, L1W, SHDA, SHDB, SHDC

1.8 16v Belt: EYDB, EYDC, EYDD, EYDE, EYDF, EYDG, EYDI, EYDJ, EYDL, EYPA, EYPC, RKA, RKB, RKF, RKH, RKK

1.8 16v Chain: CDBB, CGBA, CGBB, CHBA, CHBB, CSDA, CSDB, Q7DA, QQDA, QQDB, QQDC, L8, B4184S11, B4184S, B4184S8

2.0 16v Belt: ALDA, EDBA, EDBB, EDBC, EDBD, EDDB, EDDC, EDDD, EDDF, HMDA, NGA, NGB, NGC, NGD, YF

2.0 16v Chain: B4204S3, B4204S4, AOBA, AOBC, AODA, AODB, AODE, AOWA, AOWB, CJBA, CJBB, LF, N4JB, SYDA, TBBA, TBBB, TBWA, TBWB

2.3 16v Chain: GZ, GZFA, GZFB, GZFC, L3, SEBA, SEWA

D

**D VSE888****Universal Twin Camshaft Locking Tool**


Designed to lock twin camshaft in the timed position when replacing the timing belt. Huge range of application coverage from closely positioned sprockets on many twin cams to more widely spaced cam/injector pump sprockets on certain diesel engines. Features fine tooth adjustment and extension bar for increased applications. Supplied in storage case.

Reach: 35-120mm

B



Belt

**FORD
VOLVO**
**B VSE6562****Camshaft Locking Tool - Ford, Volvo 1.6 EcoBoost - Belt Drive**

Used to set and lock the camshafts into their timing position when the variable valve timing sprockets have to be removed. To be used in conjunction with Model No. VSE6560 Timing Tool Kit.

OEM Tool:

Ford: 303-1552

Applications:

Ford: B-Max (12-17), C-Max (03-18), Fiesta (08-17), Focus (04-18), Galaxy (10-15), Grand C-Max (10-18), Grand Tourneo Connect (13-15), Kuga (13-15), Mondeo (07-15), S-Max (10-15), Tourneo Connect (13-15), Transit Connect (13-16)

Volvo: S60 (11-15), S80 (10-15), V40 (10-15), V60 (11-15), V70 (10-15)

Engine Codes:

Ford: HXDA, HXDB, HXJA, HXJB, IQDA, IQDB, IQDC, IQJA, JJMA, JQDA, JQDB, JQGA, JQMA, JQMB, JTBA, JTBB, JTDA, JTDB, JTWA, JTWB, KGBA, MUDA, MUDD, PNBA, PNDA, PNDD, RHBA, SIDA, XTDA, XTDB, RVJA, U5JA


Volvo: B4164T, B4164T2, B4164T3, B4164T4

C

**C VS4844****Universal Pulley & Fan Clutch Holder Set**

Designed to remove and install fan clutch and rotate or restrain the camshaft pulley. Adjustable jaw spread and interchangeable pins.

E

**E VS783****Universal Pulley & Fan Clutch Holder Set**

Designed to remove and install fan clutch and rotate or restrain the camshaft pulley. Adjustable jaw spread and interchangeable pins. Supplied in storage case.

Jaw Spread Range: 33-243mm

Pin Sizes: Ø5.5, 7.5, 9.5, 16mm (2 of each)



A

BULK PACK

A SCS574
50ml Multi Gasket Sealant Orange

Immediate low resistance on assembly and cures once confined in the absence of air in close fitting joints. High oil resistance with water and glycol tolerance. Supplied in an easy-to-use concertina applicator. See page 1305 for bulk pack option.

Size: 50ml Concertina Applicator



B

Belt



B VSE2394
Flywheel Locking Tool

Applications: Citroen, Fiat, FSO, LDV, Mercedes, Peugeot



C

Belt

RENAULT



C VSE2395
Flywheel Locking Tool - Renault


Applications: D7F Petrol, F8Q/F9Q Diesel



D

D VS175
Flywheel Turning Wrench

Locates in starter ring gear teeth. Spring loaded catch for ease of use.



E


Belt

**BOSCH VE
KIKI
NIPPON
CAV ROTODIESEL**

E VSE2242
10pc Fuel Pump Timing Kit - Belt Drive

Suitable for timing distributor type diesel fuel pumps on engines fitted with Bosch VE Rotary, Kiki, Nippon Denso, CAV Rotodiesel - top entry port. These systems are mainly found on cars and light commercial vehicles. Supplied with dial gauge in storage case.

Entry Port Sizes: M8, M10, M12, M14



F




Belt

FORD

F VSE5945
Flywheel Locking Tool Set Ford - Belt Drive

Associated tool for use in conjunction with a number of Ford timing tool kits for locking the crankshaft in timed position by locating into flywheel. Also suitable for counter-holding crankshaft when releasing or tightening crankshaft pulley bolts. Used on a wide range of Ford engines, particularly diesel 1.8TDdi/TDCi and 2.0TDCi, petrol 1.6Ti-VCT and later 1.25/1.4 16v Duratec. See our website for full details, www.sealey.co.uk.



G

G PS997
12pc Crankshaft Pulley Removal Tool Set

Enables fast and simple removal of crankshaft and auxiliary pulleys - even in a confined space. Chrome Molybdenum legs with thin jaws allow removal of pulleys with narrow tolerance between pulley and block. Supplied in storage case.

Depth Range: 68-88mm
Diameter Range: Ø40-120mm, 132-195mm




H

1/2" Sq Drive

H VS786
550mm 1/2" Sq Drive Impact Bar

Specially designed for use where nuts/bolts are not easily accessible for air impact tools, or air is not available. Ideal tool for loosening crankshaft pulley bolts. Simply fit the required impact socket, keeping the arm at a right angle to the shaft for maximum torque, and strike the top of the tool with a hammer to shock the nut or bolt loose. Features hand guard for extra safety.

Drive: 1/2" Sq
Length: 550mm



A VSE120
Universal Belt Tension Tester
 Ensures accurate and consistent assessment of timing belt tension. Simple-to-use, full instructions included. Suitable for all common types of timing belt. Set includes belt gauge, tension gauge, tension buttons and calibration strip. Supplied in storage case.



B VSE110
Belt Tensioning Gauge
 Ensures accurate measurement of belt tension. Clear increment and dual scale for ease of use. Tension chart guide is included. Suitable for belts of varying thickness.



C VS788
Auxiliary Stretch Belt Removal/Installation Tool
 Prevents damage to the pulley and prolongs the life of the belt. Presented in an interlocking lightweight and compact design. Suitable for most leading brands and models.



D VS784
Ratchet Action Auxiliary Belt Tension Tool Kit
 Tool kit for releasing the tensioner load from auxiliary belts when removing/installing the belt. Ratchet wrench with multi-positional extension handle for improved access to tensioner. Kit includes sockets, hex bits and square drives. Covers a wide range of spring loaded tensioner applications.

Contents: Ratchet Wrench, Multi-Positional Extension Handle, Sockets; 8, 12, 13, 14, 17, 18, 24mm, 5/8", Hex Bits; 6, 8, 10mm, Adaptors; 3/8", 1/2" Sq Drive



E VS787
Auxiliary Stretch Belt Removal/Installation Tool
 Designed for the recommended removal and installation of elasticated or stretch drive belts fitted to modern auxiliary drive systems, such as the alternator or power steering. Prevents damage to the pulley and prolongs the life of the belt. Two tools included, one for installation and one for removal. Fits most crankshaft pulleys. Supplied in storage case.





A VSE300D
6pc Compression Tester
 Deluxe 
 Features 300psi gauge with large rubber bumper. Includes extension for deep-seated plugs and flexible extension hose. Suitable for petrol engines with 10, 12, 14, 18mm spark plug threads.



B CT955
8pc Compression Test Kit
 Compression tester fitted with Ø63mm gauge reading up to 300psi(20kg/cm²). Kit includes 130mm straight and angled push-on connectors, 300mm flexible extension with 10, 12, 14, 18mm adaptors.



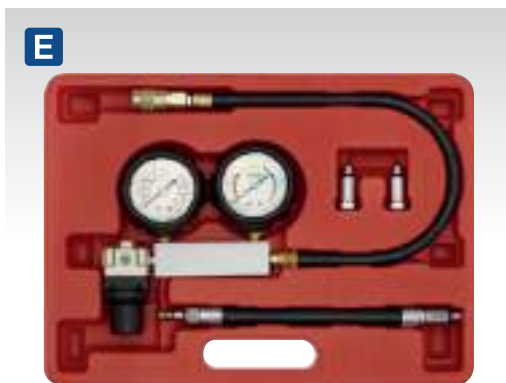
C VSE206
10pc Compression Test Kit


 Ø59mm Gauge fitted with 250mm hose and quick connect. Scale reads from 0-21bar(0-300psi). Kit includes four extension hoses, seven plug thread adaptors from 10 to 18mm and a self-sealing quick connector. Suitable for most petrol engine cars and light commercials. Supplied in storage case.



D CT951
3pc Compression Test Kit

 Large easy-to-read gauge with Metric and Imperial readings. Side release valve and 12" flexible hose for easy reach. Pressure range 0-300psi/0-2000kpa. Screw in 14 and 18mm adaptors and 150mm rigid stem cone adaptor fits most spark plug holes.




E VSE2020
Cylinder Leakage Tester - 2-Gauge

 Designed to detect a variety of common engine faults including; worn piston rings, worn valves, cylinder head cracks and blown head gaskets. Twin gauge manifold shows percentage of cylinder leakage and cylinder pressure. Supplied in storage case with instructions. For spark plugs fitted into a deep recess, VS200/A, Long Reach Compression Tester Adaptor may be required (see **H**).

Spark Plug Suitability:	10, 12, 14mm
Number of Gauges:	2
Reading:	Cylinder Leakage %, Cylinder Pressure psi/bar



F AK65561
4pc 3/8" Sq Drive Spark Plug Socket Set - Magnetic


 Forged, Chrome Vanadium steel, 3/8" Sq drive WallDrive[®] sockets with magnetic plug retention, external hex and polished chrome finish. Set includes thin walled 16mm socket, for where clearance is tight.



G VS301
Spark Plug Thread Repair Kit
 Comprehensive and time-saving kit of spark plug thread repair tools. Especially suitable for the repair of deep-seated plug configurations. Incorporates taper and plug taps together with integrated ream. Stepped tap ensures correct alignment of cutter in existing spark plug hole. Extension tools allow easy-access to the bottom of the plug recess. Includes set of plug inserts.

Tap:	M14 x 1.25mm
Step Taps:	M14 x 1.25, M16 x 1.25mm
Insert Lengths:	9.4, 15mm
Replacement Inserts	
(Packs of 10):	VS301.9 (9.4mm), VS301.15 (15mm)




H VS200/A
Long Reach Compression Tester Adaptor

 Valved extension enables access to deep-seated plugs. Features M14 thread and two thread adaptors M10 and M12 that allow compression testing on most modern engines.



I VS8233A
Ø6mm Video Borescope - Articulated
 Portable articulated borescope supplied with 70mm TFT colour display. Mini waterproof (IP67) camera with integral light (Ø6mm) mounted on 800mm flexible 2-way articulated probe. Using an attached dial, the camera head angle can be changed by up to 350° without having to remove camera from inspection area. Using 8GB micro SD card (supplied) up to 9hrs of video and 20000 still images can be recorded. Videos and still images can be downloaded to a PC via USB data cable (supplied). CMOS camera with six LED probe light and a focus distance of 20-50mm for fine control of light output and clear pictures. Potential applications; automobile maintenance, engine inspection, pipe line exploration etc. Powered by 4 x AA batteries (not included).

Camera Probe Length:	800mm
Camera:	Ø6mm
Mirror Flip/Rotate Function:	✓
Pod Length:	20mm
Power Source:	4 x AA Batteries (not included)

A

**A VSE3158****Compression Test Kit**

Up-to-date kit for compression testing on diesel vehicles. Contains 17 of the most common dummy glow plugs, covering 29 glow plug types, 33 manufacturers and over 500 model/engine variants from 1999 to 2015. Also includes a set of injector adaptors if an alternative method of testing is required. See instructions on Sealey website, www.sealey.co.uk, for complete vehicle applications.

Glow Plug Adaptors:

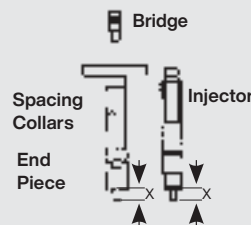
Alfa Romeo, Audi, BMW, Cadillac, Chrysler, Citroen, Dacia, Dodge, Fiat, Ford, Honda, Jaguar, Jeep, Lancia, Land Rover, Mazda, Mercedes, MG, Mini, Mitsubishi, Nissan, Peugeot, Porsche, Renault, Rover, Saab, Seat, Skoda, Suzuki, Toyota, Vauxhall/Opel, Volvo, VW

Injector Adaptors:

M17, M20, M24

Gauge Pressure Range:

0-70bar(0-1000psi)

**VSE3155, VSE3156 & VSE3158 INJECTOR ADAPTORS**

These kits contain a full range of injector and glow plug adaptors. Also included is a set of bridge and claw adaptors allowing the user to build a dummy injector with the same profile as the original injector. Ideal for commercial, agricultural, marine and static diesel engines.

B

**B VSE3155****Master Compression Test Kit**

A comprehensive kit for testing the compression on both diesel and petrol vehicles. Features 600psi gauge with large rubber bumper, straight and right angled quick connect fittings and an extensive range of spark/glow plug and injector adaptors. This kit will cover most modern car, van, truck, bus, agricultural and marine engines. Supplied in storage case. See instructions on Sealey website for complete vehicle applications.

Spark Plug Sizes: 10, 12, 14, 18mm

Glow Plug Adaptors: Alfa Romeo, BMW, Chrysler, Citroen, Daewoo, Fiat, Ford, Honda, Hyundai, Isuzu, Jeep, Kia, Lada, Lancia, Land Rover, LDV, Mazda, Mercedes, MG, Mitsubishi, Nissan, Peugeot, Renault, Rover, Saab, SsangYong, Suzuki, Toyota, VAG, Vauxhall/Opel, Volvo

Injector Adaptors: M20, M22, M24, Ford Stanadyne Injectors plus Clamp-On Injectors



C

**C VSE3156****Compression, Leakage & TDC Kit**

A comprehensive kit for testing the compression and leakage on both diesel and petrol vehicles. Features 600psi gauge with large rubber bumper, straight and right angled quick connect fittings and an extensive range of spark/glow plug and injector adaptors. Includes TDC finder, ideal for use when the engine has no crankshaft timing marks. Supplied in storage case. See instructions on Sealey website for complete vehicle applications.

Spark Plug Sizes: 10, 12, 14, 18mm

Glow Plug Adaptors: Alfa Romeo, BMW, Chrysler, Citroen, Daewoo, Fiat, Ford, Honda, Hyundai, Isuzu, Jeep, Kia, Lada, Lancia, Land Rover, LDV, Mazda, Mercedes, MG, Mitsubishi, Nissan, Peugeot, Renault, Rover, Saab, SsangYong, Suzuki, Toyota, VAG, Vauxhall/Opel, Volvo

Injector Adaptors: M20, M22, M24, Ford Stanadyne Injectors plus Clamp-On Injectors 10, 12, 14, 18mm



D

**D SX0408****8 & 10mm Damaged Glow Plug Removal Set**

Designed to remove damaged/broken glow plugs from cylinder heads. Suitable for glow plugs with an M8 x 1mm and M10 x 1mm thread. Set includes all required adaptors for drilling, centring and pulling for the safe removal of glow plug. Supplied in storage case.

Tap Dimensions: 1/4NF28, M8 x 1mm, M10 x 1mm

Glow Plug Applications: M8 x 1mm, M10 x 1mm



E

**E VS311****33pc Glow Plug Thread Repair Set**

Fast and effective remedy for damage to cylinder head glow plug threads. Set includes tools for the precise insertion of threaded inserts into the head, and features a unique tap guide system to ensure their correct alignment. Includes four sizes of threaded adaptors suitable for common sizes of glow plug. Supplied in storage case. See page 479 for full details.





A VSE3157

Compression Gauge, Hose & TDC Base Kit

Diesel engine compression gauge, which reads up to 600psi. Used in conjunction with Sealey glow plug adaptor kits (Model No's VSE3151, VSE3152, VSE3153). Features TDC finder which connects onto glow plug adaptors. Supplied in storage case with extra storage space.

Associated Tools: VSE3151, VSE3152, VSE3153



B-D Diesel Compression Adaptor Kits

Diesel engine glow plug compression test adaptor kits that cover a wide range of modern vehicles. For use in conjunction with Sealey Diesel Compression Gauge, Hose & TDC Base Kit Model No. VSE3157 (see **A**). See Sealey website for complete vehicle applications.

B VSE3151

Applications: BMW, Mercedes, Rover, VAG

C VSE3152


Applications: Ford, Mazda, PSA

D VSE3153

Applications: Alfa Romeo, Fiat, Honda, Vauxhall/Opel

SELECT YOUR OWN MIX OF INJECTOR ADAPTORS

The three adaptor kits above are designed to be used in conjunction with Sealey Diesel Compression Gauge, Hose & TDC Base Kit (Model No. VSE3157). Simply buy the base kit and order as many or as few of the adaptor kits as you need.



E VSE204

Compression Test Kit

Ø60mm Gauge with heavy-duty rubber bumper, 400mm of hose and quick connector. Suitable for testing cars and light commercial vehicles with direct or indirect injection. Pressure relief valve allows repeated on-vehicle tests. Includes 90° coupling adaptor for limited access applications. Supplied in storage case.

Applications: Audi, Citroen, Dacia, Daihatsu, Fiat, Ford, Isuzu, Lancia, Land Rover, Leyland/DAF, Mazda, Mercedes, Mitsubishi, Nissan, Peugeot, Renault, Rover, Seat, Toyota, Vauxhall/Opel, Volvo, VW



F VS2044

Master Compression Test Kit

The extensive range of glow plug and injector adaptors enable this kit to cover the vast majority of car, van, truck, bus, agricultural and marine diesel engines. Supplied in storage case with preformed liner and foam filled lid.

Applications:

Glow Plug Adaptors: Alfa Romeo, BMW, Chrysler, Daewoo, Fiat, Ford, Hyundai, Isuzu, Land Rover, LDV, Mazda, Mercedes, Mitsubishi, Nissan, PSA, Renault, Saab, Suzuki, Toyota, VAG, Vauxhall/Opel, Volvo Diesel Engines

Injector Adaptors: M20, M22, M24 & Ford Stanadyne Injectors plus Clamp-On Injectors



G VS216

Diesel High Pressure Pump Test Kit

Essential tool for accurately measuring the high pressure fuel circuit of diesel common rail systems. Features 2,000bar gauge, pressure relief valve and high pressure flexible hoses. The kit also includes a set of dummy pump regulator and injector pipe blanks. Kit allows for a variety of tests to be conducted:

- ✓ Engine cranking/running pressure test
- ✓ Maximum pump pressure test
- ✓ Pump pressure regulator test
- ✓ Injector leakage test

Gauge Pressure Range: 0-2000bar

Hose Length: 500mm (x6)

Hose Fittings: M12 x 1.5 (x2), M14 x 1.5 (x2), M14 x 1.0 (x1), M16 x 1.0 (x1)

Hose Fitting Adaptors: M12 x 1.25 (x2), M14 x 1.25 (x2)

Dummy Regulator Applications: Bosch CP1, Bosch CP3, Bosch CP4, Delphi DFP1/DFP3, Denso HP1/HP2, Denso HP3, Siemens DCP1, Siemens DCP2


Injector Pipe Blanks: M12 x 1.5 (x6), M14 x 1.5 (x6), M14 x 1.0 (x6)

Pump Outlet Blank: M12 x 1.0 (x1)



Master





A VS2048
Injection Leak Back Master Kit - Bosch/Delphi/Denso

Updated kit designed to measure return fuel flow on diesel vehicles up to 6-cylinders, fitted with common rail injection system. Identifies worn, blocked or inoperative injectors quickly and easily. Contains measurement tubes for short term tests and measurement bottles for long term, more accurate evaluation. Master kit includes range of adaptors to suit Bosch, Delphi, New Delphi and Denso injectors for comprehensive coverage of common rail diesel vehicles. Supplied in storage case.

B VS2046
Injector Flow Test Kit - Common Rail

Designed to measure return fuel flow on diesel vehicles up to 6-cylinders fitted with common rail injection system. Identifies worn, blocked or inoperative injectors quickly and easily. Supplied with measurement tubes for short term tests and measurement bottles for long term, more accurate evaluation. Supplied in storage case.



C VS2058
Injector Nozzle Tester



Enables the testing of injectors under pressure. Fitted with Ø88mm gauge with rubber bumper reading both psi and bar. Ideal for checking of atomisation pattern and opening pressure. Transparent reservoir fitted with fine filter. Supplied with two injector connection pipes.

Gauge Scale:	0-600bar/0-8700psi
Connecting Pipework:	M12/M14



D VS557
12pc Fuel Line Blanks Set

Set of 12 diesel fuel line blanks, mainly fitted to Ford, PSA and Renault. Contains six pairs of male and female connectors covering three connector types. Ideal for stopping the flow of fuel after pipework has been disconnected.



E VSE210
Fuel Injection Pressure Test Kit

Comprehensive kit of adaptors and fittings for modern petrol fuel injection systems. Components fitted with quick coupling system and safety valve to prevent inadvertent discharge of fuel under pressure. Supplied with large high pressure gauge reading 0-145psi and 0-1000kPa and a small low pressure gauge for accurate low pressure readings. Pressure release valve fitted with long drain hose allows safe recovery of fuel. Supplied in storage case.

F VSE212
Fuel Injection Pressure Test Kit

Comprehensive kit of hoses, adaptors and fittings for testing the pressure on modern petrol fuel injection systems. Fitted with quick couplings and safety valve to prevent inadvertent discharge of fuel under pressure. Supplied with Ø92mm single high pressure gauge with rubber bumper, reading 0-140psi and 0-10bar. Pressure release valve fitted with long drain hose allows safe recovery of fuel. Supplied in storage case.

G VSE211
Fuel Injection Pressure Test Kit - Test Port

Comprehensive kit of adaptors and fittings for modern Schrader test port fuel injection systems. Components fitted with quick coupling system and safety valve to prevent inadvertent discharge of fuel under pressure. Supplied with large high pressure gauge reading 0-145psi and 0-1000kPa. Gauge has hanging hook and protective bumper. Pressure release valve fitted with long drain hose allows safe recovery of fuel. Supplied in storage case.



A



VAUX/OPEL

A VS055
Fuel Priming Kit - Vauxhall/Opel

Essential for reintroduction of fuel into fuel pump following maintenance such as fitting of new diesel filter, or following drainage of fuel tank. Must be used whenever fuel system is disturbed.

Applications: Vauxhall/Opel; 2.0Di, 2.2Di
Hose Bore: Ø9mm



D



D VS552
Fuel Priming Kit - Ford

Designed to work in conjunction with the low pressure fuel circuit, to reintroduce fuel back up to the fuel line after maintenance. Clear pipes allow visual detection of any air within the fuel system or being inadvertently drawn into the fuel line. Fitted with a valve to work in conjunction with Ford IDS diagnostic equipment, allowing the vacuum to be monitored.



G



G VS560
Oil/Petrol/Diesel Transfer Syphon Pump

Suitable for the syphoning of oil, petrol, diesel and non-aggressive fluids. Supplied with intake and discharge hose sets. Delivers approximately 9L/min.

Hose Sizes: Ø13mm x 1m (x2), Ø18mm x 1m (x2)



B



B VS550
Fuel Pressure Gauge Set

Comprising of two gauges for positive/negative and main pressure testing on low-pressure delivery fuel circuit found on common rail systems. Compatible with 9.98mm button type connection system. Suitable for use with Model No's VS555 and VS552 for those systems not supported by 9.98mm button type connections. Can be connected in situ with fuel line for real time running pressure. Quickly identifies fuel related problems.



C



C VS555
Diesel Fuel Priming Set

A comprehensive fuel priming set fitted with the latest male and female quick connectors found on Fiat, Ford, Land Rover, Mercedes, PSA, Renault, Rover and Vauxhall/Opel vehicles. Designed to work in conjunction with the low pressure fuel circuit, to reintroduce fuel back up to the fuel line after maintenance. Clear pipes allow visual detection of any air within the fuel system or being inadvertently drawn into the fuel line. Two universal connectors and one clear pipe allow connection to older vehicles not fitted with quick release connectors.

Applications: Fiat, Ford, Land Rover, Mercedes, PSA, Renault, Rover, Vauxhall/Opel



H 1.5L



H VS556
1.5L Fuel Retriever

Designed for both petrol and diesel vehicles, to retrieve excess fuel from fuel lines before maintenance. Eliminates the risk of fuel spills and damage to pipes if clamped. Supplied with quick release connectors, commonly found on PSA and Vauxhall/Opel vehicles, plus two universal connectors for older vehicles.

Applications: PSA, Vauxhall/Opel
Capacity: 1.5L



E



E VS070
Large Fast Flow Fluid Transfer Tool

Extra-large 175cc bulb for fast fluid transfer. One-way ball valve draws fluid up, starting syphon process for continuous flow. Fitted with two Ø14mm hose connection points. Ideal for transferring large volumes of fluids. Suitable to use with petrol, diesel, AdBlue®, low viscosity oils, antifreeze, screenwash and water.

Hose Bore: Ø14mm



F



F VS071
Fuel Pump Priming Tool

Designed to be used on the low pressure fuel circuit on commercial vehicles, to reintroduce fuel back up to the fuel line after maintenance.

Hose Bore: Ø10-14mm



I



I VSE055
Fuel Pump Priming Tool

Required for priming injection pump following petrol or diesel filter change, drainage of fuel tank or any other disturbance of the fuel system. Supplied with two fuel pipe clips.

Hose Bore: Ø9mm



A VS6421
9pc Fuel Tank Sender Spanner Set
 Set of three different size spanners for removing and refitting fuel tank sender mounting rings. Includes 2-leg and 3-leg configurations ranging from Ø85mm to Ø170mm.

Drive:	24mm Hex
Legs:	2, 3
Capacity:	2-Leg; Small - Ø85-125mm, Large - Ø112-170mm, 3-Leg; Ø110-170mm



D VS6423
Fuel Tank Sender Spanner 3-Leg
 For removing and refitting fuel tank sender mounting rings.

Drive:	24mm Hex
Capacity:	Ø70-165mm



G VS0453
Fuel Feed Pipe Pliers
 Suitable for releasing connections on fuel pipes during maintenance or when replacing fuel filters. Designed to compress the quick connect lugs for easy removal without damaging the connector.

Applications:	Audi, Ford, Mercedes (M-Class), Vauxhall/Opel, VW
---------------	---




J VS0458
Fuel Feed Pipe Pliers
 Aluminium alloy construction with profiled head. Suitable for releasing connections on in-line fuel line filters during servicing and maintenance.

Applications:	Alfa, Audi, Fiat, Lancia, Seat, Skoda, VW, Volvo
---------------	--



M VS6430
Ø108mm 3/8" Sq Drive Fuel Filter Wrench Peugeot/Citroen/Renault
 Suitable for PSA and Renault vehicles fitted with HDI diesel engines. This filter key is required when replacing the fuel filter cartridge.



B FORD
1/2" Sq Drive
B VS6428
Fuel Filter Key Ford Transit
 For removing and refitting fuel filter bowl when replacing the fuel cartridge.

Drive:	1/2" Sq
Flutes:	6
Size:	Ø115mm
Applications:	Ford Transit 2.2TDCi (12on)



E VAG
E VS0427
Fuel Line Pliers - VAG
 Suitable for fuel lines on VAG group vehicles with sprung hose clips. Rotating jaws for easy-access to hose clips in confined spaces. Spring loaded jaws.



H VSE5330
17mm Multi-Angle Fuel Pipe Wrench - VAG
 Fuel pipe wrench, 17mm multi-angle with offset design. Suitable for removing and installing the fuel pipes on VAG TDi engines. Manufactured from Chrome Vanadium.



K VS551
Remote Action Button Clip Pliers
 Long reach tool designed for awkwardly positioned button clips found on fuel circuits, power steering, brake fluid, air conditioning and gear boxes. Flexible cable and compact head help operation in confined spaces.

Length:	650mm
---------	-------



C NEW
3/8" Sq Drive
C AK6900
17mm Multi-Point 3/8" Sq Drive Fuel Pipe Socket
 Fuel pipe socket, 3/8" Sq Drive 17mm multi-point end. Suitable for removing and installing high pressure fuel pipes. Manufactured from Chrome Vanadium.



F VS6427
Fuel Filter Key - VW, Volvo 2.0/2.4D, 2.5TDI
 For removing and refitting the fuel filter cap when replacing the fuel cartridge on 2.0D, 2.4D, 2.5TDi diesel engines found in VW and Volvo vehicles.

OEM Tool:	T50011/9997084
Applications:	VW; Crafter (06-13), Volvo; C30 (06-10), C70 (07-10), S40 (04-10), S60 (01-14), S80 (01-14), V50 (04-10), V60 (10-14), V70 (01-14), XC60 (08-14), XC70 (02-14), XC90 (02-15)



I VS6450
32mm 1/2" Sq Drive Fuel Filter Socket Ford 2.0TDCi
 Fits Ford Transit MK8 2.0TDCi (2016on). Manufactured from Chrome Vanadium steel. Cutout in the socket clears the fuel drain valve.

Drive:	1/2" Sq
Size:	32mm
Applications:	Ford Transit MK8 2016 onwards



L VS6429
Ø119mm x 6-Point Diesel Fuel Filter Wrench
 Fuel filter wrench designed for Fiat, Alfa Romeo, Lancia, Vauxhall/Opel with Diesel engines. Use with a 3/8" Sq Drive torque wrench.

Drive:	3/8" Sq
Size:	119mm x 6-point Profile
Applications:	Alfa Romeo, Lancia, Vauxhall; Vectra C, Signum, Astra H, Corsa C, Combo



A VS0457
21pc Fuel & Air Conditioning Disconnection Tool Kit

Comprehensive kit for separating automotive air conditioning hoses and fuel lines. Suitable for a wide variety of vehicles including, amongst others, Ford and Vauxhall/Opel. Supplied in storage case.


Contents: Spring Lock Couplings; 3/8", 1/2", 5/8", 3/4", Colour-Coded Disconnecting Set; 5/16", 3/8", 1/2", 5/8", 3/4", 7/8", Fuel Line Disconnect Tool, Ford Oil Cooling Line Disconnect Tool, Ford Fuel Line Coupling Tool, Ford/Vauxhall/Opel Quick Disconnect Tool, 7pc Disconnecting Set, Spare Rubber Bands



B VS0557
27pc Fuel & Air Conditioning Disconnection Tool Kit

Comprehensive automotive fuel line and air conditioning hose disconnection kit. Suitable for a wide variety of vehicles. Designed for radiators, transmissions, oil coolers and power steering lines. Compatible with low profile fuel lines on a range of Ford and Vauxhall/Opel models. Supplied in storage case.

Contents: Colour-Coded Fuel/Air Conditioning Disconnecting Set; 5/16"/8mm, 3/8"/9.5mm, 3/8"/9.5mm Cooler Line, 3/8"/9.5mm Oil Cooler Line, 2 x 1/2"/13mm, 1/2" Oil Line, 5/8"/16mm, 3/4"/19mm, 7/8"/22mm, Fuel Line/Air Conditioning Disconnect Set; 1/4", 5/16", 3/8", 1/2", 5/8", 3/4", 7/8", Air Line Disconnect; 1/4"/6mm, 3/8"/9mm, 1/2"/12mm, 5/8"/16mm, Ford/Vauxhall/Opel Low Profile Fuel Line Disconnect Tools; 5/16", 3/8", Universal Connectors for Radiators, Transmission, Oil Cooler & Power Steering Lines



C-E See Below
Individual Composite Hose Pinch Tools

Smooth rounded jaw edges prevent damage to internal hose reinforcement. Quick and simple, one-handed use. Made from durable glass reinforced nylon. Material properties include lightweight, non-conductive and high-visibility colour to prevent accidental loss of clamp in the engine bay.

Model No:	Application:	Size:	Maximum Jaw Opening:
C VS030	Brake & Fuel Hoses	Small	18mm
D VS031	Heater Hoses	Medium	36mm
E VS032	Radiator Hoses	Large	67mm



F VS0455
Fuel Line Disconnection Set

Suitable for breaking into fuel lines and hoses fitted with quick release couplings. Three sizes fit popular makes of vehicle.

Applications: Petrol Engines: Ford, Renault, Diesel Engines: Ford, Renault Vauxhall/Opel



G VS0454
4pc Air Conditioning Spring Lock Coupling Tool Set

Spring type coupling connectors for air conditioning lines. Locking action prevents spray when disconnecting lines. Suitable for most Chrysler, Ford and Vauxhall/Opel vehicles.

Contents: 3/8", 1/2", 5/8", 3/4"



H VS0555
Air Conditioning & Fuel Line Disconnection Set

Automotive fuel line and air conditioning hose disconnection set. Suitable for a wide variety of vehicles with quick disconnect couplings. Compatible with low profile fuel lines on a range of Ford, Vauxhall/Opel, Mazda and Chrysler. Designed for automotive fuel, A/C and transmission cooler lines. Made from a tough durable plastic that's resistant to fuel and solvents. Offset handles are ideal to access fittings in tight spaces.

Contents: 1/4"/6mm, 5/16"/8mm, 3/8"/9.5mm, 1/2"/13mm, 5/8"/16mm, 3/4"/19mm, 7/8"/22mm



I VS045
2pc Air Conditioning & Fuel Disconnection Tool Set

Die-cast tools suitable for press-type quick disconnection joints found on Chrysler, Ford and Vauxhall/Opel vehicles. Swivel action allows quick selection of correct sized tool.

Contents: Fuel Line Tool; 5/16", 3/8", Air Conditioning Tool; 3/8", 1/2", 5/8", 3/4"



A VS4022
Vacuum Tester & Brake Bleeding Kit

A multifunction vacuum diagnostic tool with robust compact design. Used for diagnosing faults commonly found on vehicle systems including fuel, ignition, transmission and emissions. Kit includes reservoir, hoses and adaptors for bleeding brake and clutch systems on cars, commercials and motorcycles. Supplied in storage case.

Contents: Vacuum Pump, Fluid Container, Transfer Cap, Vacuum Hoses, Assorted Vacuum Hose Fittings (x8)



B VS403
Vacuum & Pressure Test/Bleeding Kit

Professional vacuum/pressure diagnostic tool helps identify a variety of faults on vehicle systems including fuel, ignition, transmission, emission and air conditioning/heating. Kit also includes reservoirs, hoses and adaptors for bleeding brake and clutch systems. Features simple push/pull function for choice of pressure or vacuum testing. Large rubber easy-to-read gauge. Supplied in storage case.

Contents: Vacuum Pump, Fluid Container (x2), Transfer Cap, Vacuum Hoses; 65mm (x1), 80mm (x2), 600mm (x2), Assorted Connectors & Blanking Caps (x19)



C VS209
Carburettor Synchronizer

One of the most comprehensive balancer sets available on the market. Features a bank of four mini-gauges with lockable valves enabling user to hold vacuum values in use. Supplied with set of long and short carburettor adaptors for easy access amongst the tubes and wires around the carburettor. Includes four 1500mm delivery tubes and hanging loop for the gauge bank. Supplied in storage case.

Maximum Vacuum: 76cmHg

Adaptors:

Long (170mm): M5

Medium (100mm): M5

Short (53, 60mm): M5, M6, Push-on Ø6mm



D VS402
Vacuum Tester & Brake Bleeding Kit

Multifunction diagnostic tool used to test a variety of essential engine and associated functions including fuel, ignition, transmission and emissions. Kit also includes reservoir, hoses and adaptors for bleeding brake and clutch systems on cars, commercials and motorcycles. Brass-bodied vacuum pump features large, easy-to-read vacuum gauge calibrated in both inches and millimetres of mercury. Supplied in storage case.

Contents: Vacuum Pump, Fluid Container, Transfer Cap, Vacuum Hoses; 560mm (x2), 80mm (x4), Assorted Vacuum Hose Fittings (x5), Bleed Nipple Adaptors (x3)



E VS4021
Vacuum Tester & Brake Bleeding Kit

Multifunction diagnostic tool used to test a variety of essential engine and associated functions including fuel, ignition, transmission and emissions. Kit also includes reservoir, hoses and adaptors for bleeding brake and clutch systems on cars, commercials and motorcycles. Brass-bodied vacuum pump features large, easy-to-read vacuum gauge displayed in both inches and millimetres of mercury.

Contents: Vacuum Pump, Fluid Container, Transfer Cap, Vacuum Hoses; 560mm (x2), 80mm (x4), Assorted Vacuum Hose Fittings (x5), Bleed Nipple Adaptors (x3)



F VSE952
Vacuum & Fuel Pump Pressure Test Gauge Set

Ø80mm Gauge with protective rubber bumper and hanging hook. Checks for leaks in fuel line, vacuum chokes and heating. Also suitable for diagnosing valve problems. Includes long flexible hose and adaptors. Supplied in storage case.



G VSE953
Catalytic Converter Back Pressure Test Kit

Used to establish the working condition of the catalytic converter and silencer by measuring the relative back pressure of the system. For full details, see page 497.

H CT952
Vacuum & Fuel Pump Tester

Fitted with Ø63mm gauge. Checks for leaks in fuel line, vacuum chokes and heating. Also suitable for diagnosing valve problems. Includes long flexible hose with universal cone adaptor.





A

8L

Antifreeze

Oil



A TP204

8L Vacuum Fuel/Fluid Extractor

8L Capacity device constructed from composite materials. Suitable for the extraction of all types of engine, transmission and lubricating oils from vehicles and machinery. Also suitable for the extraction of petrol/diesel and low viscosity fluids such as water. Supplied with 1.5m main hose, with interchangeable Ø6.7 x 700mm dipstick oil probe and Ø7 x 400mm universal fluid probe. Supplied with 240mm fuel system adaptor (FSA) for use in conjunction with fuel kit Model No's VS552 and VS555 (see page 433). Can also be used for draining fish tanks, basins and sinks.

Capacity:	8L
Extension Tube:	240mm Fuel System Adaptor
Suction Probes:	Ø6.7 x 700mm Dipstick, Ø7 x 400mm Universal



A



F

F SAS10

80mm x 1.2m Spill Absorbent Sock Pack of 10

For more information, see page 663.



B

40L

AIR Operated



STAINLESS STEEL



B TP200S

40L Air Operated Fuel Drainer Stainless Steel

Stainless steel fuel drainer with venturi type suction. 40L Capacity tank suitable for petrol or diesel. Supplied with suction tubes and adaptors for breaking into vehicle fuel system. CE Certified (ATEX 2014/34/EU).

Tank Capacity:	40L
Air Consumption:	6cfm
Recommended Air Pressure:	72-100psi



D

FORD



E



D-E SEE BELOW

Ford Emergency Fuel Funnel

Fuel funnels for capless filler systems found on Ford vehicles. Securely fits in filler neck, opening 2-valve security system.

	D	E
Model No:	VS71	VS72
Application:	Diesel	Petrol



E



C

90L

AIR Operated



STAINLESS STEEL

C TP201

90L Stainless Steel Fuel Tank Drainer

Stainless steel fuel drainer with venturi type suction. 90L Capacity tank suitable for petrol or diesel. Supplied with suction tubes and adaptors for breaking into vehicle fuel system. CE Certified (ATEX 2014/34/EU).

Tank Capacity:	90L
Air Consumption:	12cfm
Recommended Air Pressure:	70-100psi
Weight:	31.2kg

Safe Handling of Fuel

The Health & Safety Executive issue detailed guidelines and safety advice on the correct procedures for the handling and storage of petrol in the garage environment. We recommend you follow this guidance and in addition refer to the operating instructions issued with any Sealey product (primarily designed for use with petrol and fuel related applications). For a copy of the HSE leaflet, visit www.hse.gov.uk.



A-B SEE RIGHT
Smoke Diagnostic Tools

Allows the technician to pinpoint all manner of system leaks including the air intake, cooling, evaporation, fuel, exhaust and vacuum systems. Fast and simple-to-use, maximising earning potential. System is clean and quick to use and connects to a 12V vehicle battery. VS868 Features air and smoke mode with pressure gauge display. VS869 Features EVAP and smoke mode with flow control valve. EVAP function delivers low pressure and controlled smoke delivery, avoiding damage to sensitive EVAP components. Both supplied with cone adaptor, power cord clamp, valve core wrench, test oil refill bottle, smoke hose, EVAP connector, universal airbag adaptor, rubber blanking cones (x8). Mineral oil not included.

	A	B
Model No:	VS868	VS869
Hose Length:	1600mm	1600mm
EVAP:	✗	✓
Maximum Input Pressure:	15psi	15psi
Weight:	2.78kg	3.14kg
Oil Reservoir Capacity:	10ml	10ml
Rubber Cone Sizes:	Ø5-10, 9-15, 14-19, 18-26, 25-35, 32-45, 45-60, 60-75mm.	



C VS870
Smoke Diagnostic Tool - Leak Detector

Allows the technician to pinpoint all manner of system leaks including the air intake, cooling, evaporation, fuel, exhaust and vacuum systems. Fast and simple-to-use, maximising earning potential. Features single button operation, flow control valve and auto-power-off. Uses mineral oil and workshop air to generate smoke at low pressure while connected to a vehicle. System is clean and quick to use and connects to a 12V vehicle battery. Supplied with four different sizes of blanking cones. Mineral oil not included.

Rubber Cone Sizes:	Ø10-45, 30-65, 50-85, 70-100mm
Hose Length:	2600mm
Machine Weight:	7.2kg
Maximum Input Pressure:	14psi(1bar)
Oil Reservoir Capacity:	75ml



D VS2030
Turbo System Leakage Tester

Designed to charge the turbo system with a low pressure of regulated workshop air to show the presence of leaks within the system. Kit supplied with four pairs of stepped adaptors to fit most sizes of hose. Features a pressure gauge, shut-off valve and pressure release valve. Can also be used on cooling system hoses. Supplied in storage case.

Adaptor Sizes:	35-90mm (5mm increments)
-----------------------	--------------------------



E CV2030
Turbo System Leakage Tester - Commercial

Designed to charge the turbo/intercooler system with a low pressure of regulated workshop air to show the presence of leaks within the system. Kit supplied with three pairs of stepped adaptors to fit most sizes of hose found on heavy commercial vehicles. Features a pressure gauge, shut-off valve and pressure release valve. Supplied in storage case.

Adaptor Sizes:	105-130mm (5mm increments)
-----------------------	----------------------------



A VS8812
EOBD Code Reader - Live Data

Save time and money and take the guesswork out of your fault-finding and diagnosis. Allows interrogation of the vehicle's ECU to determine the performance of essential emission-based information, to read and clear Diagnostic Trouble Codes (DTCs) and to obtain vital performance data from the vehicle's engine and transmission (Petrol 2000 onwards and Diesel 2003 onwards).

Features Include:

- Works with all (Petrol 2000 onwards and Diesel 2003) OBDII / EOBD compliant vehicles
- Scans for Diagnostic Trouble Codes (DTC) - The cause of the 'Engine and Transmission' Malfunction Indicator Light' (MIL)
- Scans for pending DTCs
- Retrieves generic (P0, P2, P3, U10) and manufacturer specific (P1, P3, U1) DTCs
- Turns off MIL light, clears DTCs and resets monitors
- Displays DTC definitions on screen
- View freeze-frame data
- Displays monitor and I/M readiness status (emissions)
- Patented One-Click I/M readiness button (emissions)
- Retrieves vehicle information (VIN, CID, CVN)
- Supports CAN and other current EOBD Protocols
- Supports the new extended sensor list (SAE J1979-2007)
- Reads live ECU/PCM data stream
- Displays live O2 sensor data
- Performs 'modules present' test



B VS211
12V Fuel Injector Tester - Petrol

Operates injectors individually to diagnose fuel delivery problems on petrol vehicles with electronic fuel injection. Works with engine off and pulse timer may be used with fuel pressure gauge. Powered by vehicle's 12V battery.

Can be used to locate fuel system faults such as:

- Clogged or leaking fuel injectors
- Sluggish or sticky fuel injectors
- Wiring harness faults
- Fuel injector driver signal faults



D TA060
Sound Level Meter

High quality meter suitable for measurement of environmental and mechanical noise. Conforms to IEC61672-1 class 2 for sound meters. Features min./max. measurements, over and under range, A and C weighting, fast and slow response, data hold, record, digital read-out and bar graph with backlight. Supplied in storage case.

Accuracy:	±1.4dB
Frequency:	31.5Hz-8kHz
Battery:	9V (supplied)



C TA070
Anemometer

Wind speed measuring device featuring live/maximum/average/wind chill and Beaufort scale. Ideal for checking workshop dust/fume extraction devices. Also reads temperature which can be measured in either °C or °F. Readings are displayed on a 24mm high back-lit LCD screen. Features a battery indicator and auto/manual power off.

Wind Speed Measurement:	m/s, km/h, ft/min, knots, mph
Wind Speed Accuracy:	±5%
Temperature Range:	-10 to +45°C/14 to 113°F
Battery:	CR2032 3V (supplied)



E VS921
IR & RF Key Fob Tester

Detects and confirms radio frequency and/or infrared emission from key fobs and remote controls. Helps diagnose faults quickly and easily without the need to dismantle the fob, remote or vehicle. Magnetic backing sticks to the side of any ferrous surface for testing the range of the transmitter. Suitable for a wide variety of vehicle manufacturers.

Detects:	Infrared or Radio Frequency
RF Ranges:	418MHz, 433-434MHz, 868MHz
Battery:	9V (not included)

A V-Scan

1 YEAR
FREE UPDATES



Manage Live Diagnostics from your Android Phone or Tablet.

A VSCAN

V-Scan Multi-Manufacturer Diagnostic Tool - Android

The V-Scan multi-manufacturer diagnostic tool is a wireless Android based system, enabling near OE-level diagnostics. Extremely well priced mid-range tool, which allows you to use a mobile phone or tablet to diagnose cars, SUVs and vans. Connects to the vehicle using a standard 16-pin EOBD connector and includes extension cable for hard-to-access diagnostic sockets. Used in conjunction with a compatible Android device (2.3 and later). All software (supplied) is downloaded and stored on the mobile phone or tablet. Supplied with 1 year of updates and does not lockout when updates have expired.

Software features:

- Read/clear codes
- Live data
- Actuation tests
- Special functions; Battery Configuration, DPF, Electronic Parking Brake, Injector Programming, Key Programming, Odometer Adjustment, Oil Service Reset, Steering Angle, Throttle Reset, TPMS

Wireless VCI:	✓
Subscription Based On-Line Updates:	✓
Mobile Phone/Tablet Requirements:	
Operating System:	Android 2.3 and Later
Wi-Fi:	✓
Bluetooth:	✓
Software Storage Space:	50MB
Updates (12 months):	VSCAN-U

B V-Scan Pro

2 YEARS
FREE UPDATES



B VSCANP

V-Scan Pro Multi-Manufacturer Diagnostic Tool

The V-Scan Pro diagnostic tool is a fast wireless multitasking operating system. Includes the most extensive coverage of OE-level diagnostics, allowing independent garages to provide a complete diagnostic service for cars, SUVs and vans.

Software features:

- Read/clear codes
- Live data
- Actuation tests
- ECU and key coding (some vehicles)
- Special functions; Battery Configuration, DPF, Electronic Parking Brake, Oil Service Reset, Throttle Reset, TPMS and more
- Maintenance functions; Technical information and data management

Optional 12 months of updates:
VSCANP-UPDATE

VSCANP TECHNICAL SPECIFICATION

Central Processing Unit (CPU):	Intel Quad-Core Processor 1.86GHz
Operating System:	Android 4.4
Hard Drive:	32GB
Touch Screen Display:	8" - 1280 x 800
WI-FI:	✓
Wireless VCI:	✓
Internal Battery:	3.7V 8500mAH Li-Poly
Camera (Rear):	5.0 Megapixel
Camera (Front):	2.0 Megapixel
Boot-Up Time:	25 Seconds
Subscription Based Online Updates:	✓
Weight:	0.70kg

SPECIFICATION:	A V-Scan	B V-Scan Pro
OE-level Diagnostics	Near	Complete
Diagnostic Tablet	✗	✓
Free Updates	1 year	2 years
Continued Use After Updates Expired	✓	✓
Read/Clear Codes	✓	✓
Live Data	✓	✓
Actuation Tests	✓	✓
Battery Configuration	✓	✓
DPF	✓	✓
Electronic Parking Brake	✓	✓
Injector Programming	✓	✓
Key Programming	✓	✓
Odometer Adjustment	✓	✓
Oil Service Reset	✓	✓
Steering Angle	✓	✓
Throttle Reset	✓	✓
TPMS	✓	✓

STORAGE FACILITY

Maintenance Functions	✗	✓
Technical Information	✗	✓
Data Management	✗	✓

A-B SEE RIGHT
EOBD Code Readers

Save time and money and take the guess-work out of your fault-finding and diagnosis with these CAN enabled EOBD diagnostic tools. Every technician should have one! They allow the interrogation of the vehicle's ECU to determine the performance of essential emission-based information, to read and clear Diagnostic Trouble Codes (DTCs) and to obtain vital performance data from the vehicle's engine and transmission (Petrol 2001 onwards and Diesel 2004 onwards). The competitively priced AL301 EOBD tool works with OBDII / EOBD compliant vehicles and is supplied with a code reference manual with over 7,000 DTC definitions.

The sophisticated AL419 EOBD tool delivers in-depth data with added features not found on other tools at the same price. The unit is loaded with troubleshooter code tips and repair information to help the technician fault find and diagnose problems more quickly and effectively. There is also a built-in data library lookup. All can be updated via web-based downloads using the USB cable supplied.



A AL301
EOBD Code Reader

AUTEL Official Suppliers of Autel in the UK



B AL419
EOBD Code Reader
Live Data, Tech Tips

SPECIFICATION:	A AL301	B AL419
Works with all (Petrol 2001 and Diesel 2004 onwards) OBDII / EOBD compliant vehicles	✓	✓
Scans for Diagnostic Trouble Codes (DTC) - The cause of the 'Engine and Transmission' Malfunction Indicator Light (MIL)	✓	✓
Scans for pending DTCs	✓	✓
Retrieves generic (P0, P2, P3 & U10) and manufacturer specific (P1, P3 & U1) DTCs	✓	✓
Turns off MIL light, clears DTCs and resets monitors	✓	✓
Displays DTC definitions on screen	✗	✓
View freeze-frame data	✗	✓
Displays monitor and I/M readiness status (emissions)	✓	✓
Patented One-Click I/M readiness button (emissions)	✗	✓
Retrieves vehicle information (VIN, CID & CVN)	✓	✓
Supports CAN and other current EOBD Protocols	✓	✓
Supports the new extended sensor list (SAE J1979 - 2007)	✗	✓
Reads live ECU/PCM data stream	✗	✓
Displays live O2 sensor data	✗	✓
Graphing function for live data	✗	✓
Read, store and playback live sensor data	✗	✗
Performs 'modules present' test	✗	✓
Print out data via PC - Compatibility: Win7, 8 & 10	✗	✓
Update software via the internet - Compatibility: Win7, 8 & 10	✗	✓
Built-in EOBD library lookup	✗	✓
Troubleshooter code tips and repair information guide	✗	✓
Multimeter (Voltage & Resistance)	✗	✗
Multimeter (Amps)	✗	✗
Scope with Max, Min, Frequency, Duty Cycle	✗	✗
12V Charging and battery starter test	✗	✗
Battery test ranges CCA: DIN, SAE, IEC, EN	✗	✗



Official Suppliers of Autel in the UK

AUTEL[®]



For concise model applications visit www.sealey.co.uk



A OLS301

EOBD Code Reader Oil & Service Reset Tool

Combines an EOBD code reader and oil service tool in one unit. Extensive vehicle coverage for resetting the oil service/inspection lights. Suitable for setting inspection 1 or 2 service intervals and inspection mileage. Also includes manual reset using clear step-by-step on-screen instructions. Suitable for any EOBD compliant vehicle and reads EOBD diagnostic codes (Engine/Transmission) and enables the cause of the illuminated engine check light (MIL) to be established. Includes all the usual features expected in a quality EOBD code reader. The tool is updateable via web-based downloads. Supplied with operating instructions, CD and USB cable in storage pouch. Visit www.sealey.co.uk and download the instruction manual for concise model applications.

B EU908PRO

MOT Pro II[®] - Multi-Manufacturer Diagnostic Tool

Highly functional, the MOT Pro II[®] provides 40+ manufacturer coverage offering diagnostics on the most common modules such as EOBD, Transmission, ABS, Airbag, Battery testing/coding, DPF service and regeneration, Electronic Parking Brake (EPB), Oil Service Reset, some TPMS, some steering control sensors, climate, audio and more. The tool can be updated via web-based downloads. Supplied with operating instructions and USB cable in storage case. Visit www.sealey.co.uk and download the instruction manual for concise model applications.

SPECIFICATION	A OLS301	B EU908PRO
Works with all (Petrol 2001 and Diesel 2004 onwards) OBDII/EOBD compliant vehicles	✓	✓
Scans for Diagnostic Trouble Codes (DTC) - The cause of the 'Engine and Transmission' Malfunction Indicator Light (MIL)	✓	✓
Scans for pending DTCs	✓	✓
Retrieves generic (P0, P2, P3, U10) and manufacturer specific (P1, P3, U1) DTCs	✓	✓
Turns off MIL light, clears DTCs and resets monitors	✓	✓
Displays DTC definitions on screen	✓	✓
View freeze-frame data	✓	✓
Displays monitor and I/M readiness status (emissions)	✓	✓
Retrieves vehicle information (VIN, CID, CVN)	✓	✓
Supports CAN and other current EOBD Protocols	✓	✓
Supports the new extended sensor list (SAE J1979 - 2007)	✓	✓
Reads live ECU/PCM data stream	✓	✓
Displays live O2 sensor data	✓	✓
Graphing function for live data (OLS301 Dual Graphing function for live data)	✓	✓
Read, store and playback live sensor data	✓	✓
Performs 'modules present' test	✓	✓
Print out data via PC Compatibility - Win7, 8, 10	✓	✓
Update software via the internet Compatibility - Win7, 8, 10	✓	✓
Built-in EOBD library lookup	✓	✓
Free updates when available	✓	✓
Patented One-Click I/M readiness button (emissions)	✗	✓
Visit www.sealey.co.uk to see what vehicles are covered	✓	✓
Troubleshooter code tips and repair information guide	✗	✓
Cover 40+ vehicle manufacturers	✗	✓
Reset oil service/inspection light application	✓	✓

Contact your Sealey Dealer for more information or to arrange a demonstration on Model No. MS906.

EOBD Code Reader

This state-of-the-art tool is engineered and built by Autel® who are now recognized by the automotive after market industry as one of the fastest growing scan tool companies, providing the most extensive and best price to performance ratio of high-level diagnostic products and first-class customer support.



A MS906

Autel MaxiSYS® - Multi-Manufacturer Diagnostic Tool

The MaxiSYS® MS906 is designed for ultra mobility but with price in mind. This design features a high resolution 8.0 Megapixel camera and Micro USB.

SPECIFICATION	
Central Processing Unit (CPU)	Samsung Exynos Quad-Core Processor 1.3GHz
Operating System	Android 4.4 Kitkat
SSD Hard Drive	32GB
Touchscreen Display	8.0" 1024 x 768 LED Capacitive Touchscreen
Connectivity	Micro USB Wi-Fi
Dual Band 802.11n Wi-Fi	2.4GHz, 5GHz
Internal Battery	3.7V 5000mAh Lithium Polymer
Weight	0.96kg
Camera (rear)	8.0 Megapixel, AF with Flashlight
Wireless VCI	✗
Boot-Up Time	20 Seconds
Complete OEM-Specific Coverage	✓
Auto VIN Technology	✓
MaxiFix Cloud-Based Information System	✓
Workshop Manager Software	✓
ECU Coding	Advanced
Subscription Based Online Updates	✓



A-C SEE BELOW
Video Borescopes

A range of three high performance pistol grip borescopes with 85mm colour TFT screen, waterproof probe pod with IP67 rating. Each having the same main unit, but with a choice of camera probe diameters (Ø3.9mm, 5.5mm or 9mm).

- Ø3.9mm Camera is small enough to fit into a diesel combustion chamber through the glow plug hole.
- Ø5.5mm Camera gives extremely crisp image quality.
- Ø9mm Camera is ideal if restricted access is not an issue, is competitively priced, with crisp image quality.

All units feature video record/playback, still images and stream live video via the AV out connection. Videos and images are stored on a 4GB micro SD card (supplied) allowing up to 4.5hrs of video and 10,000 images, which can be transferred to a PC via the USB connection. Also features digital zoom control and rotate/flip control of image. Powered by lithium-ion battery pack giving up to 4hrs continuous use. AV and USB cables supplied.

Model No.	A VS8230	B VS8231	C VS8232
Camera Diameter:	Ø9mm	Ø5.5mm	Ø3.9mm
Optional Probes:	✓	✓	✓
Viewing Angle:	53°	60°	80°
Pod Length:	50mm	30mm	20mm
Camera Probe Length:	1m	1m	1m
Adjustable Light Control:	✓	✓	✓
Screen Size:	85mm	85mm	85mm
Screen Resolution:	320 x 240 pixels	320 x 240 pixels	320 x 240 pixels
Mirror Flip/Rotate Function:	✓	✓	✓
Record Function (Video & Still):	✓	✓	✓
AV Out:	✓	✓	✓
USB Connection:	✓	✓	✓
SD Memory Slot:	✓	✓	✓
Accessories:	45° Mirror, Magnetic Pick-Up, Hook, AV & USB Cables	45° Mirror, Magnetic Pick-Up, AV & USB Cables	AV & USB Cables
Power Source:	3.7V Li-ion Rechargeable	3.7V Li-ion Rechargeable	3.7V Li-ion Rechargeable

E-F SEE BELOW

Camera Probes for VS8230, VS8231 & VS8232

Borescope probes, waterproof probe pods with IP67 rating. Features lighting LEDs for a clear image in dark areas. Use with Model No's VS8230, VS8231 and VS8232.

Model No:	VS8290	VS8239
Probe Size:	Ø9mm x 1m	Ø3.9mm x 1m
Viewing Angle:	53°	80°
Pod Length:	50mm	20mm
Adjustable Light Control:	✓	✓
Resolution:	640 x 480 pixels	320 x 240 pixels



D VS8233A

Ø6mm Video Borescope - Articulated

Portable articulated borescope supplied with 70mm TFT colour display. Mini waterproof (IP67) camera with integral light (Ø6mm) mounted on 800mm flexible 2-way articulated probe. Using an attached dial, the camera head angle can be changed by up to 350° without having to remove camera from inspection area. Using 8GB micro SD card (supplied), up to 9hrs of video and 20,000 still images can be recorded. Videos and still images can be downloaded to a PC via USB data cable (supplied). CMOS camera with six LED probe light and a focus distance of 20-50mm for fine control of light output and clear pictures. Potential applications; automobile maintenance, engine inspection, pipe line exploration etc. Powered by 4 x AA batteries (not included).

Camera:	Ø6mm
Optional Probes:	✗
Viewing Angle:	60°
Pod Length:	20mm
Camera Probe Length:	800mm
Screen Size:	70mm
Screen Resolution:	640 x 480 pixels (Colour)
Mirror Flip/Rotate Function:	✓
AV Out:	✗
USB Connection:	✓
SD Memory Slot:	✓
Power Source:	4 x AA Batteries (not included)
Record Function (Video & Still):	✓



A-C NEW



A-C

A-C SEE BELOW

Camera Tablet Video Borescopes

Large 110mm LCD screens with a resolution up to 1080p full HD for video recording, playback and still images. Tablet design makes the image incredibly clear but also very portable. Features controls for light intensity, digital zoom and image rotation. Waterproof probe pod with IP67 rating. Powered by rechargeable 2600mAh Lithium-ion battery with 5 hour working time (USB Charging cable supplied). SD card can be installed to achieve file storage (not supplied). Kit includes 45° mirror, hook and magnetic pick-up.

	A	B	C
Model No:	VS8114	VS8115	VS8116
Camera:	Ø3.9mm	Ø5.5mm	Ø8mm
Viewing Angle:	70°	70°	70°
Pod Length:	45mm	45mm	45mm
Camera Probe Length:	2m	2m	2m
Adjustable Light Control:	✓	✓	✓
Screen Size:	110mm	110mm	110mm
Screen Resolution:	1920 x 1080 pixels	1920 x 1080 pixels	1920 x 1080 pixels
Mirror Flip/Rotate Function:	✓	✓	✓
Record Function (Video & Still):	✓	✓	✓
AV Out:	✗	✗	✗
Power Source:	5V - 2600mAh Li-ion battery	5V - 2600mAh Li-ion battery	5V - 2600mAh Li-ion battery
SD Memory Slot:	✓	✓	✓

D-E

NEW

Camera Ø8mm



F

NEW

Camera Ø8mm

D-E SEE BELOW

Ø8mm Camera Video Borescopes

High performance handheld borescopes with 60mm colour LCD screen and waterproof probe pod with IP67 rating. Features video record/playback and still images. Videos and images are stored on a micro SD card (not supplied). 2.5Ah Lithium-ion battery capacity allowing up to 10hrs working time. Kit includes 45° mirror, hook and magnetic pick-up. USB Charging cable supplied.

	D	E
Model No:	VS8111	VS8112
Camera:	Ø8mm	Ø8mm
Viewing Angle:	178°	178°
Pod Length:	50mm	50mm
Camera Probe Length:	2m	10m
Adjustable Light Control:	✓	✓
Screen Size:	60mm	60mm
Screen Resolution:	1920 x 1080 pixels	1920 x 1080 pixels
Mirror Flip/Rotate Function:	✓	✓
Record Function (Video & Still)	✓	✓
Power Source:	3.7V 2.5Ah Li-ion battery	3.7V 2.5Ah Li-ion battery
SD Memory Slot:	✓	✓
Accessories:	45° Mirror, Magnetic Pick-Up & Hook	45° Mirror, Magnetic Pick-Up & Hook

F VS8113

Ø8mm Wi-Fi Borescope

Ø8mm Wi-Fi Borescope, compatible with iOS, Android and Windows operating system. IP67 Rated camera and cable up to LED light control switch. Up to 720HD resolution. 2m Pixel camera with 6 LEDs and a 3.7V 800mAh battery. The kit includes charging cable, hook, magnet and side mirror. Probe length of 5m. Transmission distance within 5-30m.

Camera:	Ø8mm
Viewing Angle:	70°
Pod Length:	45mm
Camera Probe Length:	5m
Adjustable Light Control:	✓
Screen Resolution:	640 x 480, 1280 x 720 pixels
Mirror Flip/Rotate Function:	✓
Record Function (Video & Still):	✓
Power Source:	3.7V 800mAh Battery
Accessories:	45° Mirror, Magnetic Pick-Up & Hook
Weight:	0.18kg




A VS913
Thermal Imaging Camera
 Thermal imaging camera for the detection of high and low temperature. Heat-mapped colour palettes and temperature reading. Includes on-screen cursor to accurately locate minimum/maximum temperature variation. Suitable for many industries including automotive, building and electrical.

Colour Palette:	3
Emissivity:	On-Screen
Field of Vision:	33° x 33°
Image Mix (Camera to Thermal):	Thermal
Memory Capacity:	4MB SD Memory Card
Power Source:	4 x AAA (not included)
Resolution:	32 x 32 pixels
Screen Size:	1.8" 128 x 160mm TFT
Temperature Range:	-20°C - +650°C



Manual adjustment of colour scale.



B VS912
Thermal Imaging Camera
 Combines the function of surface temperature measurement and real-time thermal imaging. Features a traditional image camera to pinpoint test area with the ability to mix the thermal image over the top at varying intensities. Includes on-screen cursor to accurately locate temperature hotspots. Suitable for many industries including automotive, construction and electrical.

Automotive

- Heated seats and windows
- High resistance in high current wiring
- Overheating wiring or components
- Heat distribution and hotspots
- Identification of hot/cold pipework

Construction/Electrical/Plumbing

- Energy loss from seals, frames or windows
- Detection of damp/moisture
- Electrical faults including overheating wires or fixings
- Radiators and under floor heating
- Identification of hot/cold pipework

Focal Distance:	50cm (Min. 20cm, Max. 1m)
Temperature Range:	-20°C to +300°C (±2°C)
Field of Vision:	65°
Screen Size:	52mm
Resolution of Infrared Image:	60 x 60 (3600 Pixels) - Camera Image 0.3 Mega Pixels
Resolution of Camera Image:	0.3 Mega Pixels
Colour Palette:	Iron Red, Rainbow, Rainbow High Contrast, Greyscale (White Glow), Greyscale (Black Glow)
Emissivity:	0.1 to 1 Adjustable
Image Mix (Camera to Thermal):	0%, 30%, 60%, 80%, 100%
Power Source:	4 x AA (supplied)
Battery Life:	6hr
Memory:	Micro 4GB SD Card (Max. 25,000 Images)
Weight:	0.320kg



C VS260
1750W Induction Heater
 Mobile induction heater for fast heat delivery. Install appropriate coil and place over or around ferrous metal. Ideal for loosening stubborn and seized fixings. Supplied with two attachable front coils, flexible coil for a customized fit, also a flat coil for heating flat metal and straightening small dents in car bodies and plastic trim/sticker removal. Induction element delivers high heat fast and effectively. Supplied in carry-case.


Power:	1750W
Frequency:	50/60Hz
Contents:	Direct Coil; Ø20, Ø30mm, Pad Coil; Ø65mm, Flex Coil; 785mm



A



LASER SIGHT



A VS900
Infrared Laser Digital Thermometer 12:1

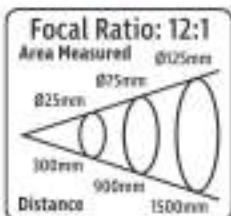
Detects energy emission in the infrared spectrum and converts reading into a display of temperature. Features laser pointer, data-hold and auto-power-off. Temperature is displayed on a large 23mm LCD HD colour screen with back-lit display for use in low light areas. Temperature can be shown in either °C or °F. Powered by 2 x AAA batteries (not included).

Accuracy:	±1.5%
Focal Ratio:	12:1
Temperature Range:	-50°C to +400°C (-58°F to +752°F)

B



LASER SIGHT



B VS904
Infrared Laser Digital Thermometer 12:1

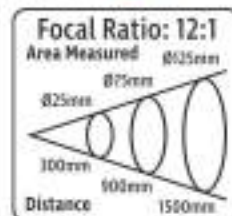
Detects energy emission in the infrared spectrum and converts reading into a display of temperature. Features laser pointer, data-hold and auto-power-off. Temperature is displayed on a large 23mm LCD HD colour screen with back-lit display for use in low light areas. Temperature can be shown in either °C or °F. Powered by 2 x AAA batteries (not included).

Accuracy:	-50°C to 0°C; ±3°C, 0°C to +530°C; ±1.5°C or ±1.5% whichever is greater
Focal Ratio:	12:1
Temperature Range:	-50°C to +530°C (-58°F to +986°F)

C



LASER SIGHT



C VS907
Infrared Laser Digital Thermometer 12:1

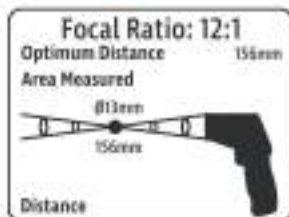
High resolution laser thermometer that detects energy emission in the infrared spectrum and converts reading into a display of temperature. Features laser pointer, Maximum/Minimum/Average/Difference readings, data storage and data-hold function, high/low alarm setup, auto-power-off. Temperature is displayed on a large 29mm LCD panel with back-lit display for use in low light areas. Temperature can be shown in either °C or °F. Powered by 9V battery (supplied). Storage case included.

Accuracy:	-50°C to -0°C; ±3°C, 0°C to +700°C; ±1.5°C or ±1.5% whichever is greater
Focal Ratio:	12:1
Temperature Range:	-50°C to +700°C (-58°F to +1292°F)

D



TWIN LASER SIGHT



D VS940
Infrared Twin-Spot Laser Digital Thermometer 12:1

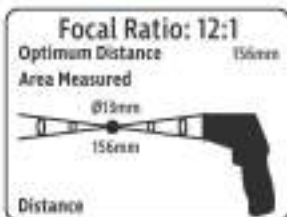
Detects energy emissions in the infrared spectrum and displays the temperature on an 18mm LCD back-lit display. Twin-spot laser guides user to the unit's optimum targeting distance - when the two laser dots merge into one, unit is reading a 13mm disc of temperature. Features data-hold and auto-power-off. Temperature can be shown in either °C or °F. Powered by 9V battery (supplied).

Accuracy:	±2°C or ±2% whichever is greater
Focal Ratio:	12:1
Temperature Range:	-50°C to +650°C (-58°F to +1202°F)

E



TWIN LASER SIGHT



E VS941
Infrared Twin-Spot Laser Digital Thermometer 12:1 High Temperature

Detects energy emissions in the infrared spectrum and displays the temperature on an 18mm LCD back-lit display. Twin-spot laser guides user to the unit's optimum targeting distance - when the two laser dots merge into one, unit is reading a 13mm disc of temperature. Features data-hold and auto-power-off. Temperature can be shown in either °C or °F. Powered by 9V battery (supplied).

Accuracy:	±2°C or ±2% whichever is greater
Focal Ratio:	12:1
Temperature Range:	-50°C to +1050°C (-58°F to +1922°F)

F



F VS906
Mini Digital Thermometer

High precision digital thermometer with the sensor located in the tip of the stainless steel probe. Compact and lightweight, measuring both °C and °F with hold function. Ideal for testing automotive air conditioning output. Powered by 1.5V battery (supplied).

Accuracy:	±3%
Temperature Range:	-40°C to +250°C (-40°F to +482°F)

Entry Level Range



TA101 TA102 MM18
MM19 MM20 MM102
TM100 TM102 TM103

Feature packed units with clear LCD display. Suitable for a wide variety of simple electrical testing such as voltage presence, resistance and continuity. TM103 can also check capacitance and temperature.

Technician's Range



TA201 TA202 TA203 MM104

Suitable for the professional vehicle technician. Large easy-to-read displays and fast processing speeds for accurate readings. Ideal for a wide range of uses including component testing. Supplied with a cable for connecting to a PC for recording meter readings.

Advanced Range



TA302 TA304 TA320

High performance automotive multimeters with large backlit displays. Suitable for a wide range of uses including advanced automotive testing. The graph displays make these units ideal for checking and testing items such as oxygen sensors. Durable double-moulded soft cases with soft touch. TA304 features an infrared thermocouple for accurate non-contact temperature measurement.

Hybrid Range



TA305 TA319 TA320

For testing systems on high voltage vehicles, where CAT III equipment is required. This range is compliant with EN 61010 to meet this requirement. A wide variety of in-depth checks and testing can be quickly and safely carried out. TA320 Can perform insulation tests on high voltage cables and high voltage load testing on components such as hybrid motor generator units.

A



A TA101 12-Function Digital Automotive Analyser

Durable case and integral stand suitable for the toughest workshop conditions. Large, high-contrast LCD display with 18mm high digital read-out and analogue bar graph. Includes auto-ranging, data-hold, auto-polarity, auto-power-off and low battery display functions. Bar graph simplifies lambda sensor testing. Supplied with capped test probes and K-type thermocouple.

B



B TA102 11-Function Digital Automotive Analyser

Durable case and integral stand suitable for the toughest workshop conditions. Large, high-contrast LCD display with 34mm high digital read-out. Includes over-range indication, auto-zeroing, data-hold, auto-polarity, auto-power-off and low battery display functions. Supplied with capped test probes and K-type thermocouple.

C



C TA201 13-Function Digital Automotive Analyser with Inductive Coupler

Compact size meter with 4-digit 22mm, high-contrast LCD display and back light. Features auto-ranging, data-hold and auto-power-off functions. Includes inductive coupler (IC) for fast reading of engine rpm. Supplied with probe, crocodile clip and thermocouple leads for easy hook-up.

D



D TA202 14-Function Digital Automotive Analyser with Inductive Coupler

Extra-large, high-contrast LCD display with 36mm high digital read-out and back light. Durable case and integral stand suitable for the toughest workshop conditions. Features millisecond pulse-width function for accurate measurement of fuel injection systems. Includes auto-ranging, data-hold and auto-power-off. Supplied with inductive coupler (IC), test probes, thermocouple and storage case.

E



E TA203 15-Function Digital Automotive Multimeter with Bar Graph/PC Link

Extra-large, high-contrast LCD display with 36mm high digital read-out, bar graph and back light. Durable case with probe storage and integral stand, suitable for the toughest workshop conditions. Features millisecond pulse-width function for accurate measurement of fuel injection systems. Includes auto-ranging, data-hold and auto-power-off. Bar-graph is essential for the correct testing of lambda sensors. Supplied with inductive coupler (IC) with adjustable sensitivity, for fast reading of engine rpm, test leads (probe and clip) and thermocouple plus USB interface cable and Windows ME/XP/Vista software for downloading data to PC.





A TA302
12-Function Digital Automotive Analyser with Inductive Coupler

12-Function, auto-ranging automotive diagnostic multimeter. Combination digital/bar graph display gives accurate indication of component outputs. Large, easy-to-read high contrast display with bright, white back light. Workshop-tough, durable case with integral stand. Reads standard automotive parameters including duty cycle. Features auto-ranging and data-hold functions with overload protection on all ranges. Supplied with inductive coupler, test probes and thermocouple.



B TA304
15-Function Digital Automotive Analyser with Inductive Coupler/Infrared Temperature Probe

15-Function, auto-ranging automotive diagnostic multimeter with IR thermometer attachment. Combination digital/bar graph display gives accurate indication of component outputs. Large, easy-to-read high contrast display with bright, white back light. Workshop-tough, durable case with integral stand and auto-power shut-off. High-speed processing circuitry reads standard automotive parameters including duty cycle and pulse width making this tool ideal for testing fuel injection systems. Features auto-ranging and data-hold functions with overload protection on all ranges. Includes relative functions including min./max. and peak hold. Supplied with inductive coupler, infrared temperature probe, test probes and thermocouple in storage case.



C TA320
Digital Automotive Analyser/Insulation Tester - Hybrid/Electric Vehicles

Specially designed for hybrid vehicles and conforms to EN61010 CAT III (1000V) and CAT IV (600V). Unlike other multimeters this unit has an insulation test function that allows testing of the insulation of the high voltage cables and motor generator units found on hybrid vehicles. Can be used as a stand-alone device or linked wirelessly with a USB interface to a PC or laptop enabling results to be graphed, saved or printed. Supplied with high voltage probes, thermocouple soft storage bag and wireless USB cable. The unit also has the usual functions expected on a high quality multimeter including true RMS (Root-Mean-Square) and IP67 waterproof rating.



D TA305
AC/DC Clamp Meter & Multimeter

Designed for the automotive electrician and conforms to EN61010 CAT III 600V. Ideal for measuring current draw from vehicle components in situ. Features 10mm clamp. Supplied in pouch.

Measures:

- ✓ AC/DC Voltage
- ✓ AC/DC Current
- ✓ Resistance
- ✓ Audible Continuity
- ✓ Diode Test



E VS913
Thermal Imaging Camera

Thermal imaging camera for the detection of high and low temperature. Heat-mapped colour palettes and temperature reading. Includes on-screen cursor to accurately locate minimum/maximum temperature variation. Suitable for many industries including automotive, building and electrical. For full specification, see page 446.



TA320 accessories include USB cable which converts to wireless operation.

Accessory Kits



Automotive Analyser/Multimeter Specifications	TA101	TA102	TA201
	Tach (rpm)	0-3260 (x1)rpm, 0-3260 (x10)rpm	3/4/5/6/8Cyl 180-10000 (x10)rpm
Dwell	2Cyl 0-180°, 3Cyl 0-120°, 4Cyl 0-90°, 5Cyl 0-72°, 6Cyl 0-60°, 8Cyl 0-45°	3Cyl 0-120°, 4Cyl 0-90°, 5Cyl 0-72°, 6Cyl 0-60°, 8Cyl 0-45°	2Cyl 0-180°, 3Cyl 0-120°, 4Cyl 0-90°, 5Cyl 0-72°, 6Cyl 0-60°, 8Cyl 0-45°, 10Cyl 0-36°
AC Voltage	326mV, 3.26V, 32.6V, 326V, 600V (Auto-Ranging)	200-750V	400mV, 4V, 40V, 400V, 600V (Auto-Ranging, except 400mV)
DC Voltage	326mV, 3.26V, 32.6V, 326V, 600V (Auto-Ranging)	200mV, 2V, 20V, 200V, 1000V	400mV, 4V, 40V, 400V, 600V (Auto-Ranging)
AC Current	326µA, 3260µA, 32.6mA, 326mA, 10A (Auto-Ranging for µA & mA)	×	400µA, 4000µA, 40mA, 400mA, 4A, 10A (Auto-Ranging for µA & mA)
DC Current	326µA, 3260µA, 32.6mA, 326mA, 10A (Auto-Ranging for µA & mA)	20mA, 200mA, 10A	400µA, 4000µA, 40mA, 400mA, 4A, 10A (Auto-Ranging for µA & mA)
Capacitance	×	×	40nF, 400nF, 4µF, 40µF, 100µF (Auto-Ranging)
Frequency	320Hz, 3200Hz, 32kHz (Manual Range)	20kHz	4V Range; 5Hz-10kHz, 40 & 400V Ranges; 5Hz-200kHz, 600V Range; 50Hz-1kHz, 400mA Range; 5Hz-5kHz, 10A Range; 5Hz-1kHz
Duty Cycle	0.1-99.9%	×	0.1-99.9%
Pulse Width	×	×	×
Resistance	326Ω, 3.26kΩ, 32.6kΩ, 326kΩ, 3.26MΩ, 32.6MΩ (Auto-Ranging)	200Ω, 2kΩ, 20kΩ, 200kΩ, 2MΩ, 20MΩ	400Ω, 4kΩ, 40kΩ, 400kΩ, 4MΩ, 40MΩ (Auto-Ranging)
Continuity	<50Ω	<30Ω	<150Ω
Temperature	-20 to +750°C -4 to +1400°F	-20 to +750°C -4 to +1382°F	-20 to +760°C -4 to +1400°F
IR Temperature	×	×	×
Insulation Test	×	×	×
Diode Check	✓	✓	✓
Transistor Test	×	Vce=3V, Ib=10µA	×
Back Light	×	×	✓
Bar Graph Display	✓	×	×
Display Hold	✓	✓	✓
Auto-Ranging	✓	×	✓
Inductive Coupler	×	×	✓
PC Interface	×	×	×
Digits Height	18mm	34mm	22mm
Auto-Power-Off	✓	✓	✓
Low Battery Indicator	✓	✓	✓
Battery (supplied)	9V (PP3)	9V (PP3)	9V (PP3)
High-Impact Case	✓	✓	✓
Size (L x W x D)	200 x 93 x 50mm	200 x 97 x 48mm	146 x 66.2 x 41.5mm
Weight	0.400kg	0.495kg	0.330kg

TA202	TA203	TA302	TA304	TA320	TA305
4-Stroke; 600-4000 (x1) rpm, 600-12000 (x10) rpm 2-Stroke; 300-4000 (x1) rpm, 300-6000 (x10) rpm	4-Stroke; 600-4000 (x1) rpm, 600-12000 (x10) rpm 2-Stroke & DIS; 300-4000 (x1) rpm, 300-6000 (x10) rpm	4-8Cyl, 2 & 4-Stroke 600-4000 (x1) rpm, 600-12000 (x10) rpm	2-10Cyl, 4-Stroke 600-4000 (x1) rpm, 600-12000 (x10) rpm	×	×
4Cyl 0-90°, 5Cyl 0-72°, 6Cyl 0-60°, 8Cyl 0-45°	1Cyl 0-360°, 2Cyl 0-180°, 3Cyl 0-120°, 4Cyl 0-90°, 5Cyl 0-72°, 6Cyl 0-60°, 8Cyl 0-45°, 10Cyl 0-36°, 12Cyl 0-30°	4Cyl 0-90°, 5Cyl 0-72°, 6Cyl 0-60°, 8Cyl 0-45°	4Cyl 0-90°, 5Cyl 0-72°, 6Cyl 0-60°, 8Cyl 0-45°	×	×
400mV, 4V, 40V, 400V, 700V (Auto-Ranging, except 400mV)	400mV, 4V, 40V, 400V, 750V (Auto-Ranging, except 400mV)	3.2V, 32V, 320V, 600V (Auto-Ranging)	400mV, 4V, 40V, 400V, 700V (Auto-Ranging)	400mV, 4V, 40V, 400V, 1000V	400mV, 4V (±1.2%), 40V, 400V, 600V (±1.5%)
400mV, 4V, 40V, 400V, 1000V (Auto-Ranging)	400mV, 4V, 40V, 400V, 1000V (Auto-Ranging)	320mV, 3.2V, 32V, 320V, 600V (Auto-Ranging)	400mV, 4V, 40V, 400V, 1000V (Auto-Ranging)	400mV, 4V, 40V, 400V, 1000V	400mV (±0.8%), 4V, 40V, 400V, 600V (±1.0%)
400µA, 4000µA, 40mA, 400mA, 4A, 20A (Auto-Ranging for µA & mA)	400µA, 4000µA, 40mA, 400mA, 4A, 20A (Auto-Ranging for µA & mA)	320µA, 3200µA, 32mA, 320mA, 10A (Auto-Ranging)	400µA, 4000µA, 40mA, 400mA, 4A, 20A (Auto-Ranging)	400µA, 4000µA, 40mA, 400mA, 10A	40A, 100A (±2.5%)
400µA, 4000µA, 40mA, 400mA, 4A, 20A (Auto-Ranging for µA & mA)	400µA, 4000µA, 40mA, 400mA, 4A, 20A (Auto-Ranging for µA & mA)	320µA, 3200µA, 32mA, 320mA, 10A (Auto-Ranging)	400µA, 4000µA, 40mA, 400mA, 4A, 20A (Auto-Ranging)	400µA, 4000µA, 40mA, 400mA, 10A	40A, 100A (±2.5%)
40nF, 400nF, 4µF, 40µF, 100µF (Auto-Ranging)	40nF, 400nF, 4µF, 40µF, 100µF (Auto-Ranging)	×	40nF, 400nF, 4µF, 40µF, 400µF, 4mF, 40mF (Auto-Ranging)	40nF, 400nF, 4µF, 40µF, 400µF, 4000µF, 40mF	×
5Hz, 50Hz, 500Hz, 5kHz, 50kHz, 500kHz, 10MHz (Auto-Ranging)	5Hz, 50Hz, 500Hz, 5kHz, 30kHz (Auto-Ranging)	320Hz, 3200Hz, 32kHz (Auto-Ranging)	0.001Hz - 9.99MHz (Auto-Ranging)	40Hz - 10KHz	40Hz-400Hz
0.1-99.9%	0.1-99.9%	0.1-99.9%	0.1-99.9%	0.1-99.9%	×
1-10ms	2-20ms	×	0.1-10ms	100µs-100ms	×
400Ω, 4kΩ, 40kΩ, 400kΩ, 4MΩ, 40MΩ (Auto-Ranging)	400Ω, 4kΩ, 40kΩ, 400kΩ, 4MΩ, 40MΩ (Auto-Ranging)	320Ω, 3.2kΩ, 32kΩ, 320kΩ, 3.2MΩ, 32MΩ (Auto-Ranging)	400Ω, 4kΩ, 40kΩ, 400kΩ, 4MΩ, 40MΩ (Auto-Ranging)	400Ω, 4kΩ, 40kΩ, 400kΩ, 4MΩ, 40MΩ	400Ω (±1.2%), 4kΩ, 40kΩ, 400kΩ (±1.0%), 4MΩ (±1.2%), 40MΩ (±1.5%)
<150Ω	<150Ω	<35Ω	<30Ω	<35Ω	<50Ω
-20 to +760°C -4 to +1400°F	-20 to +760°C -4 to +1400°F	-20 to +760°C -4 to +1400°F	-20 to +760°C -4 to +1400°F	-50 to +1000°C -58 to +1832°F	×
×	×	×	-20 to +280°C, -4 to +536°F	×	×
×	×	×	×	125V, 250V, 500V, 1000V	×
✓	✓	✓	✓	✓	✓
×	×	×	×	×	×
✓	✓	✓	✓	✓	×
×	✓	✓	✓	✓	×
✓	✓	✓	✓	✓	✓
✓	✓	✓	✓	✓	✓
✓	✓	✓	✓	×	×
×	✓	×	×	✓	×
36mm	36mm	18mm	20mm	20mm	11mm
✓	✓	×	✓	✓	✓
✓	✓	✓	✓	✓	✓
9V (PP3)	9V (PP3)	9V (PP3)	9V (PP3)	6 x 1.5V AA	2 x 1.5V
✓	✓	✓	✓	✓	×
195 x 92 x 36mm 0.394kg	215 x 100 x 60mm 0.605kg	167 x 79 x 50mm 0.366kg	182 x 82 x 55mm 0.360kg	220 x 95 x 56mm 0.700kg	226 x 71 x 38mm 0.185kg



A MM18
Pocket Multimeter

Handy compact unit, small enough to fit in your pocket, making it ideal for basic circuit testing whilst on the move. Features flip lid for added screen protection and storage of leads. Conforms to EN 61010-1 CAT II safety requirements. Supplied with test leads.

Measures:

- ✓ AC and DC Voltage
- ✓ Resistance
- ✓ DC Current
- ✓ Audible Continuity



B MM19
7-Function Multimeter

High quality general-purpose multimeter with a large, LCD display. Supplied with test leads.

Measures:

- ✓ AC and DC Voltage
- ✓ Resistance
- ✓ Diode/Transistor Verification Mode
- ✓ DC Current
- ✓ Audible Continuity



C MM102
Professional Auto-Ranging Digital Multimeter

Lightweight, auto-ranging digital multimeter with double moulded plastic housing and a 2000 counts LCD display. Features forward facing worklight, data-hold and non-contact voltage detection. Conforms to EN 61010-1 CAT IV 600V safety standard.

Measures/Function:

- ✓ AC and DC Voltage
- ✓ Resistance
- ✓ Continuity Test
- ✓ Non-Contact Voltage Detection (NCVD)
- ✓ AC and DC Current
- ✓ Diode Test
- ✓ Forward Facing Worklight



D MM20
8-Function Digital Multimeter with Thermocouple

Heavy-duty general-purpose multimeter with clear and easy-to-read LCD display. Features data-hold function, temperature probe and diode test facility. Supplied with full set of leads and probes.

Measures:

- ✓ AC and DC Voltage
- ✓ Resistance
- ✓ Audible Continuity
- ✓ Diode/Transistor Verification Mode
- ✓ DC Current
- ✓ Temperature



E MM20HV
8-Function Hi-Vis Digital Multimeter with Thermocouple

Heavy-duty general-purpose multimeter with LCD display. Features data-hold function, temperature probe and diode test facility. Supplied with leads and probes.

Measures:

- ✓ AC and DC Voltage
- ✓ Resistance
- ✓ Audible Continuity
- ✓ Diode/Transistor Verification Mode
- ✓ DC Current
- ✓ Temperature



F MM104
Professional Auto-Ranging Digital Multimeter

Lightweight, compact digital multimeter with double moulded plastic housing and a 4000 counts LCD display. Drop-proof up to 2m. IP65 rated as "dust tight" and protected against low pressure water jets (all directions). Features display back light and forward facing worklight. Conforms to EN 61010-1 and EN 61010-2-033 CATIII 600V safety requirements.

Measures/Function:

- ✓ AC and DC Voltage
- ✓ Resistance
- ✓ Continuity Test
- ✓ Forward Facing Worklight
- ✓ AC and DC Current
- ✓ Frequency
- ✓ Diode Test
- ✓ Capacitance



G TA319
Digital Insulation Tester

Specially designed for testing insulation on high voltage cables. Suitable for hybrid and electric vehicles. Supplied with test leads, batteries and storage case. Conforms to EN61010 CAT III (1000V).

- Voltage AC:** Range; 750V, Max Resolution; 1V, Accuracy; ($\pm 1.2\% \pm 10$ -digits)
- Voltage DC:** Range; 1000V, Max Resolution; 1V, Accuracy; ($\pm 0.8\% \pm 3$ -digits)
- Resistance:** Range; 200 Ω , 2000 Ω , Max Resolution; 0.1 Ω , 1 Ω , Accuracy; ($\pm 1\% \pm 2$ -digits)
- Insulation Resistance:** Range; 200M Ω , 2000M Ω , Max Resolution; 100k Ω -1M Ω , Accuracy; ($\pm 3.5\% \pm 5$ -digits)
- Test Voltage:** 250V/200M Ω , 500V/200M Ω , 1000V/2000M Ω
- Continuity Test:** Active Sound Level; $\leq 40\Omega$, Test Current; $\leq 200\text{mA}$
- Operating Temperature:** 0 $^{\circ}\text{C}$ to +40 $^{\circ}\text{C}$, (<80%R.H)
- Storage Temperature:** -10 $^{\circ}\text{C}$ to +60 $^{\circ}\text{C}$, (<70%R.H)
- Batteries:** 6 x 1.5V (supplied)



MM102 & MM104 feature forward facing worklight.



A TM100
6-Function Professional Digital Multimeter
 High precision multimeter. Conforms to EN 61010-1 CATIII 600V. Double moulded housing with soft grip case and large display for ease of use. Probe and lead storage. Integral upright stand for use on the workbench.

- Measures:**
- ✓ AC and DC Voltage
 - ✓ Resistance
 - ✓ Audible Continuity
 - ✓ DC Current
 - ✓ Diode Test



D MM405
Mini AC/DC Clamp Meter
 Durable composite housing with rubber grip around handle for comfort and control. Designed to verify the presence of AC and DC current and with non-contact voltage detection with flashlight and non-contact frequency measurement. Perfect for the automotive electrician. Features 18mm clamp, a backlit LCD display and an LED light at the front of the unit for use when working in dark areas. Supplied with storage case.

- Measures:**
- ✓ AC and DC Current
 - ✓ Non-Contact Voltage Detection (NCVD)
 - ✓ Frequency



B TM102
8-Function Professional Auto-Ranging Digital Multimeter
 High precision auto-ranging multimeter. Conforms to EN 61010-1 CATIII 600V safety requirements. Features temperature measurement capability, max./data-hold and auto-power-off function. Soft grip case and large display for ease of use. Practical probe and lead storage and integral upright stand for use on the workbench.

- Measures:**
- ✓ AC and DC Voltage
 - ✓ Resistance
 - ✓ Audible Continuity
 - ✓ AC and DC Current
 - ✓ Diode Test
 - ✓ Temperature



E TM105
6-Function Professional Auto-Ranging Digital Clamp Meter NCVD
 High precision clamp meter. Conforms to EN 61010-1 CATIII 600V safety requirements for electrical equipment for measurement, control and laboratory use. Features non-contact AC voltage detection function while controls are laid out to enable use with one-hand. Includes data and maximum hold functions. Double moulded housing with soft grip case, large display for ease of use and 30mm clamp. Supplied in zipped pouch with carry strap.

- Measures:**
- ✓ AC and DC Voltage
 - ✓ Resistance
 - ✓ Continuity Audible
 - ✓ Non-Contact Voltage Detection (NCVD)
 - ✓ AC Current
 - ✓ Diode Test



C TM103
11-Function Professional Auto-Ranging Digital Multimeter
 High precision auto-ranging multimeter. Conforms to EN 61010-1 CATIII 600V safety requirements. Features temperature measurement capability, max./data-hold and auto-power-off function. Soft grip case and large display for ease of use. Practical probe and lead storage and integral upright stand for use on the workbench.

- Measures:**
- ✓ AC and DC Voltage
 - ✓ Frequency
 - ✓ Resistance
 - ✓ Audible Continuity
 - ✓ Capacitance
 - ✓ AC and DC Current
 - ✓ Duty Cycle
 - ✓ Diode Test
 - ✓ Temperature




F TA050
Digital Tachometer - Contact/Non-Contact
 Professional quality laser instrument for fast and accurate measurement of rotational speed with or without contact. Will also measure total revolutions, frequency, surface speed and distance. 10 Selectable data set memories each with maximum, minimum and average or single value reading, as appropriate. Supplied with reflective tape, for non-contact measurement, and three heads for contact measurement. Powered by 9V battery (supplied) and has jack socket for 6V DC supply.

Measures:	Range/Units:
Rotation Speed - Contact:	2-20,000rpm
Rotation Speed - Non-Contact:	2-99,999rpm
Total Revolutions:	1-99,999
Sampling Time:	0.5s @ >120rpm
Accuracy:	± (0.05% + 1 digit)
Surface Speed:	m/min, in/min, ft/min, yd/min
Distance:	m, in, ft, yd
Frequency:	Hz
Battery:	PP3
External Power:	6V DC

MULTIMETER SPECIFICATION					
	MM18	MM19	MM102	MM104	MM20
AC Voltage (Accuracy)	250V (±1.2%)	200V, 750V (±2%)	2V, 20V (±1%), 200V, 600V (±2.3%)	4V, 40V, 400V, 600V (±1.2%)	200V, 600V (±2%)
DC Voltage (Accuracy)	2V, 250V (±1%)	200mV, 2000mV, 20V, 200V (±1.5%), 1000V (±1.8%)	200mV (±0.5%), 2V, 20V, 200V, 600V (±1.2%)	0-400mV (±1.0%), 4V, 40V, 400V, 600V (±1%)	200mV (±0.5%), 2V, 20V, 200V, 600V (±0.8%)
AC Current (Accuracy)	×	×	200µA, 2000µA, 20mA, 200mA (±2.5%)	400µA, 4000µA, 40mA, 400mA (±1.2%), 4A, 10A (±1.8%)	×
DC Current (Accuracy)	200mA (±1.2%)	200µA, 2000µA, 20mA (±2%), 200mA (±2.2%), 10A (±2%)	200µA, 2000µA, 20mA, 200mA (±2%)	400µA, 4000µA, 40mA, 400mA (±1%), 4A, 10A (±1.2%)	2mA, 20mA (±1%), 200mA (±1.2%), 10A (±2%)
Resistance (Accuracy)	2kΩ, 20kΩ, 200kΩ, 2000kΩ (±1.2%)	200Ω, 2000Ω, 20kΩ, 200kΩ (±1.8%), 2000kΩ (±2%)	200Ω (±0.8%), 2KΩ, 20KΩ, 200KΩ (±1.2%), 2MΩ (±5%), 20MΩ (±10%)	0-400Ω, 4kΩ, 40kΩ, 400kΩ, 4MΩ (±1.5%), 40MΩ (±2.5%)	200Ω, 2kΩ, 20kΩ, 200kΩ (±0.8%), 2MΩ (±1.2%)
Capacitance (Accuracy)	×	×	×	40nF, 400nF (±4.5%), 4µF, 40µF, 400µF (±3.0%), 4000µF (±5.0%)	×
Temperature (Accuracy)	×	×	×	×	-40°C to 1000°C, (±1% up to 400°C), (±2% over 400°C)
Frequency (Accuracy)	×	×	×	10kHz (±1.5%)	×
Duty Cycle	×	×	×	99.9% (±1.2%)	×
Continuity Audible	✓	✓	✓	✓	✓
Diode Test	×	✓	✓	✓	✓
Transistor Test	×	✓	×	×	✓
High-Impact Rubber Case	×	✓	×	✓	✓
Digits x Height	5 x 11mm	3.5 x 22mm	4 x 14mm	4 x 14mm	6 x 12mm
Low Battery Indicator	×	×	✓	✓	✓
Battery (Supplied)	2 x 1.5V	1 x 9V	2 x 1.5V	2 x 1.5V	1 x 9V
Information	-	-	Non-Contact Voltage Detection (NCVD), Forward Facing Worklight	Forward Facing Worklight	Integral Stand
Size (L x W x D)	114 x 56 x 23mm	130 x 70 x 14mm	105 x 57 x 34mm	117 x 62 x 45mm	140 x 70 x 35mm
Weight	0.101kg	0.240kg	0.160kg	0.260kg	0.260kg
Conformity	EN 61010-1	IEC 1010	EN61010-1	EN 61010-1, EN 61010-2-033	IEC 1010

					
MM20HV	TM100	TM102	TM103	TM105	MM405
200V, 600V (±2%)	200V, 600V (±1.2%)	200mV (±1.5%), 2V (±1.2%), 20V, 200V (±1.5%), 600V, 1000V (±2%)	400mV (±1.5%), 4V (±1.2%), 40V, 400V (±1.5%), 600V (±2%)	200mV (±1.5%), 2V, 20V, 200V (±1.8%), 600V (±2.5%)	×
200mV (±0.5%), 2V, 20V, 200V, 600V (±0.8%)	0-200mV, 2000mV, 20V (±0.5%), 200V, 600V (±0.8%)	0-200mV (±0.5%), 2V, 20V, 200V (±1.2%), 600V, 1000V (±1.5%)	0-400mV (±0.5%), 4V, 40V, 400V (±1.2%), 600V (±1.5%)	0-200mV (±0.8%), 2V, 20V, 200V (±1.5%), 600V (±2%)	×
×	×	200µA (±1.5%), 2000µA, 20mA, 200mA (±1.8%), 10A (±3%)	400µA (±1.5%), 4000µA, 40mA, 400mA (±1.8%), 10A (±3%)	2A, 20A, 200A (±2.5%), 400A (±3%)	0-200A (±2.8%)
2mA, 20mA (±1%), 200mA (±1.2%), 10A (±2%)	0-2000µA, 20mA (±1%), 200mA (±1.2%), 10A (±2%)	200µA (±1%), 2000µA, 20mA, 200mA (±1.5%), 10A (±2.5%)	400µA (±1%), 4000µA, 40mA, 400mA (±1.5), 10A (±2.5%)	×	0-200A (±2.8%)
200Ω, 2kΩ, 20kΩ, 200kΩ (±0.8%), 2MΩ (±1.2%)	0-200Ω, 2000Ω, 20kΩ, 200kΩ (±0.8%), 2000kΩ (±1%)	0-200Ω (±1.2%), 2kΩ (±1%), 20kΩ, 200kΩ, 2MΩ (±1.2%), 20MΩ (±2%)	0-400Ω (±1.2%), 4kΩ (±1%), 40kΩ, 400kΩ, 4MΩ (±1.2%), 40MΩ (±2%)	0-200Ω (±1%), 2kΩ, 20kΩ, 200kΩ (±1.5%), 2MΩ (±2.5%), 20MΩ (±3.5%)	×
×	×	×	4nF, 40nF (±5%), 400nF, 4µF, 40µF (±3%), 200µF (±5%)	×	×
-40°C to 1000°C, (±1% up to 400°C), (±2% over 400°C)	×	-50°C to 1000°C (±3%), -58°F to 1832°F (±3%)	-20°C to 760°C (±3%), -4°F to 1400°F (±5%)	×	×
×	×	×	9.999Hz to 9.999MHz	×	40-51, 51-510Hz, 0.51-1kHz (all ±1.2%)
×	×	×	0.1% to 99.9% (±1.2%)	×	×
✓	✓	✓	✓	✓	×
✓	✓	✓	✓	✓	×
✓	×	×	×	×	×
✓	✓	✓	✓	×	×
6 x 12mm	3.5 x 27mm	3.5 x 14mm	4 x 14mm	3.5 x 14mm	4 x 11mm
✓	✓	✓	✓	✓	✓
1x 9V	1x 9V	1x 9V	1x 9V	1x 9V	2 x 1.5V
Integral Stand	Battery Test 1.5V, 9V (±1%)	Data-Hold Auto-Power-Off, Non-Contact Voltage Detection (NCVD)	Data-Hold, Auto-Power-Off	Data-Hold, Auto-Power-Off, Non-Contact Voltage Detection (NCVD)	Voltage Detection: 100 to 600VAC, Soft Padded Storage Case
140 x 70 x 35mm	145 x 68 x 35mm	150 x 70 x 48mm	150 x 70 x 48mm	197 x 70 x 40mm	155 x 66 x 31mm
0.260kg	0.260kg	0.255kg	0.255kg	0.345kg	0.160kg
IEC 1010	EN 61010-1	EN 61010-1	EN 61010-1	EN 61010-1	IEC 1010



A ABTR01
Airbag Test Resistor Set

Assists in the diagnosis of airbag units and seat belt pretensioners. Connect in place of an airbag or seat belt pretensioner unit to test for component failure. Contains a two ohm resistor and two probe leads. Always follow manufacturer's instructions when testing SRS systems and components.



B TA114
0-50V Automotive Wire Piercing Test Lead Probes

Fully insulated probes have a spring loaded clamp with stainless steel pin that self centres and punctures the insulation. Fitted with Ø4mm banana style connectors and suitable for use with most multimeters and analysers. Suitable for automotive use only, with a maximum input of 50V DC.

Maximum Wire Size: Ø3.5mm



C TATL
6pc Automotive Test Lead & Crocodile Clip Set

Set of 1.35m automotive test leads with Ø4mm banana style connectors. Used for testing and diagnosing faults in electronic circuits. Suitable for use with most multimeters and analysers.



D VS222
Jumper Test Lead Set - 5 Pairs x 450mm

Five pairs of coloured cables. Each cable has shrouded crocodile clips at each end. Use as extensions to multimeter leads, to bridge suspected open-circuit cables and as temporary wiring.

Colours: Red, Black, Green, White, Yellow



E TA112
15pc Test Lead Set

Professional set of test leads and components suitable for testing and evaluating automotive electronic circuits on modern vehicles. Features 0.7mm back probes ideal for testing vehicle sensors and dual colour LEDs for directional polarity testing. Set includes standard Ø4mm banana style plugs and sockets suitable for use with most diagnostic multimeters and test equipment.

Contents: LED Leads (x2), Back Probes (x4), Alligator Clips (x2), Standard Probes (x2), Connector/Cables (Piggy-Back) (x4), Spring Loaded Piercing Clip



F TA111
92pc Test Lead Set

Comprehensive set of test leads and components suitable for testing, isolating and evaluating automotive electronic circuits. Includes standard Ø4mm banana style plugs and sockets suitable for use with most diagnostic multimeters and test equipment. Supplied in sectioned storage case for quick location of components.

Contents: Potentiometer; 5kΩ (x2), Alligator Clip (x2), Back Probe (x4), LED 2 Colour Strobes (x2), SRS Connector (x2), 1:2 Connector (x2), 1:1 Connector/Cables (Piggy-Back) (x4), Probe (x2), Round Terminals with Banana Socket; Male (x3)/Female (x3) - 1.5, 2, 3.5, 4mm, Flat Terminals with Banana Socket; Male (x3)/Female (x3) - 0.7, 0.8, 1.2, 2, 2.5, 3, 5, 6mm



G TLCS01
16pc Test Lead Connector Set

Connector set containing seven common sizes of male and female connectors and two earth lead connectors. Provides a time-saving solution and accurate connections for testing a wide variety of electrical components and connectors. Designed for use with a multimeter with banana type connectors. For automotive use, not suitable for use on high voltages.



H SCS021S
500ml Electrical Contact Cleaner
For more information, see page 1118.

A



30A
Clips
Mini
Standard

A TA126
30A Automotive Current Tester

Fast, accurate and safe current measurement at the fuse box or battery. Ideal for fault-finding on car and commercial vehicle electrical circuits. Features large LCD display with numeric and bar-type functions. Plugs directly into the vehicle's fuse board. Supplied with mini, standard adaptors and fused crocodile clips. Compatible with alternative probes using the standard Ø4mm banana adaptors.

Range:	0-30A - 0-48V
Accuracy:	± 2%
Fuse Type:	Mini, Standard

B



20A

Standard

C



20A

Mini

B-C SEE BELOW
20A Automotive Current Testers
Standard/Mini Blade Fuse

Fast, accurate and safe current measurement at the fuse box. Ideal for fault-finding on car and commercial vehicle electrical circuits. Features large LCD display. Plugs straight into the vehicle's fuse board.

	B	C
Model No:	TA120	TA121
Range:	0-20A - 0-48V	0-20A - 0-48V
Accuracy:	± 2%	± 2%
Fuse Type:	Standard	Mini

D



80A


Mini
Standard
Maxi

D TA125
80A Automotive Current Tester
Mini, Standard & Maxi Blade Fuses

Fast, accurate and safe current measurement at the fuse box. Ideal for fault-finding on car and commercial vehicle electrical circuits. Includes hold and peak functions for detecting current surges. Features large LCD display with digital and graphical current read-out. Plugs straight into the vehicle's fuse board and supplied with Mini, Standard and Maxi style blade adaptors.

Range:	0-80A - 0-48V
Accuracy:	± 2%
Fuse Type:	Mini, Standard, Maxi

E



E CFT1
Automotive Fuse Checker & Puller

Checks continuity of blade-type automotive fuses, in or out of fuse holder. Green LED indicates fuse is OK. Also simplifies the removal of faulty fuses.

E



G



G TA131
Relay Tester

Health test for 4 and 5-pin electro-mechanical relays commonly found on modern vehicles. Test feature will cycle the relay 10 times, testing the resistance, contacts and consistency within each cycle. If a cycle fails on the test then this will be indicated by a red LED and alternatively a green LED if relay works.

D



F



F BCF120
120pc Automotive Standard Blade Fuse Assortment

Contents: (Approximate Quantity) 3A, 5A, 7.5A, 15A, 20A, 30A (15 of each), 10A (x30)

A

Computer Safe

3V to 28V



A AK415

3-28V Cordless Circuit Tester Buzzer/LED

Suitable for testing DC circuits with voltages between 3 and 28V. No earth clips to get tangled - simply contact the wire to be tested and touch your finger on bare metal ground to get a reading. Tester illuminates LED, buzzes and vibrates on contacting live wire. Computer-safe for use around delicate engine management systems. Supplied fitted with two long-life N-sized batteries.

B

6V to 24V



B AK4008

6-24V Circuit Tester

Suitable for 6-24V DC circuits. Knurled brass body with test light. Probe tip is covered with protective brass screw cap. Tester illuminates when voltage is present. Supplied with cable and alligator earth clip.

C

6V to 48V



C AK407

6/12/24/48V LED Circuit Tester

Suitable for 6, 12, 24 and 48V DC circuits. LED array indicates polarity and voltage range. Supplied with 850mm cable and crocodile earth clamp.

D

6V to 24V



D AK402

6/12/24V Circuit Tester with Test Light

Suitable for testing 6, 12 and 24V DC circuits. Insulated, pointed probe tests through wire insulation. Supplied with 1.5m cable and crocodile earth clamp.

E

6V to 24V



E AK4030

6/12/24V Circuit Tester with Polarity Test

Probe tool allows continuity and polarity tests to be carried out quickly and efficiently on 6, 12 and 24V systems. Polarity indicated by red/green LEDs respectively. Supplied with 1.5m cable and shrouded earth clip.

F

3V to 48V



F AK4051

3-48V Circuit Tester

Suitable for testing electrical circuits from 3 to 48V DC. Integral, spring loaded, pointed probe for testing through insulation. Twin LEDs indicate live circuit and polarity. Supplied with 0.9m cable and insulated crocodile earth clamp.

G

3V to 48V



G AK4012

3-48V Integrated Test Light/Voltmeter

Identifies polarity of circuit being tested on LCD display, red for positive and green for negative. LCD meter draws minute currents making this tool safe to use around delicate electronic components. With a range of 3-48V DC, this tool is suitable for motorcycle, car, hybrid and commercial vehicles. Supplied with 3m coiled cable and insulated crocodile earth clamp. Do not use on air bags.

H

3V to 48V

Computer Safe



H PP5

3-48V Integrated Test Light/Voltmeter

LCD meter draws minute currents making this tool safe to use around delicate electronic components. With a range of 3-48V DC, this tool is suitable for motorcycle, car and commercial applications. Includes interchangeable 65 and 175mm probes, leads and clips with Ø4mm banana coupling.

I

NEW

6V to 24V



I AK5000

6-24V Circuit Tester

Suitable for 6-24V DC circuits. Insulated body with test light. Probe tip is covered with protective plastic cap. Tester illuminates when voltage is present. Supplied with cable and alligator earth clip.

H



A 0V to 30V



A PP100

0-30V Power Scope Automotive Probe

One of the most advanced automotive probes on the market, with a huge range of functions for effective automotive diagnostics, making short circuits and bad earths easy to find. Features a scope function to visually test component signals, with the added benefit of maximum/minimum volts, frequency and duty cycle displayed. Allows components to be activated in situ or prior to installation. The fly lead allows continuity and polarity testing with a high-contrast colour LCD display giving a 7mm high read-out. Features audible and positive/negative voltage indicator and two integral work lights. 6m Lead connects to the battery supply and reaches to all areas of the vehicle. Includes a vehicle accessory socket adaptor and 6m extension cable. Supplied in storage case.

DC Voltage:	0-30V
Frequency:	0-10kHz
Duty Cycle:	1-99%
Resistance:	50Ω-199KΩ
Continuity Audible:	<50Ω
Scope Function:	✓
Back Light:	✓
Circuit Breaker Reset:	✓

B

3V to 42V



B PP7

3-42V DC Auto Probe

A range of functions allow automotive electricians and mechanics the ability to effectively diagnose short circuits and bad earths. The 4.6m lead connects to a 12V battery supply and reaches to all areas of the vehicle. Fly lead allows continuity and polarity testing with a high-contrast LCD display with 9mm high (3V to 42V) read-out. Activate components in situ or prior to installation. Features audible and positive/negative voltage indicator plus two integral worklights. Kit includes three probe extension leads, two wire piercing probes, two lead adaptors and a crocodile clip. Supplied in a storage case.

C

6V to 24V



C PP1

6-24V Auto Probe with 4.8m Cable

A brilliant tool for the auto electrician and mechanic. Fitted with 4.8m cable allowing access to the rear of the vehicle and supplied with instructions. Carry out the following tests on systems from 6V up to 24V quickly and efficiently.

Polarity test

Power up components prior to fitting including:

- Cooling fan motors
- Fuel pumps
- Window/Sunroof motors
- Relays and Lamps
- Wiper motors

Tests continuity in:

- Switches
- Diodes and Fuses
- Relays
- Wiring harnesses

Detect short circuits. Locate bad earths quickly

D

6V to 24V



D PPLK

6-24V DC Auto Probe Excel Kit

Comprehensive 6-24V DC test kit. Find bad earths, breaks in continuity and short circuits quickly and easily. Can even power up components on and off the vehicle. Kit includes flexible extension cable, crocodile clip, wire probe and back-probe.

E

6V to 24V



E PPX

6-24V Auto Probe Plus



6-24V Auto Probe with an integral worklight to aid use in dark engine bays plus an audible circuit tester for when the LED on the probe cannot be seen.

F



2V to 24V



F PPVT

2-24V Automotive Test Probe

Time-saving tool ideal for the automotive electrician and mechanic. Connects to the vehicle's own battery and reaches all corners of the vehicle with 5m cable. Checks for short circuits and bad earths quickly and easily. Tests continuity and polarity using flying lead and also indicates voltage (2V to 24V) of system on test using an LED array. Power-up components prior to installation and check in situ function of components and accessories allowing fast problem diagnosis. Features integral worklight with touch sensitive control.

E





A-B SEE BELOW
AC/DC Current Clamps

Designed for use with a standard multimeter and measures current draw from vehicle components in situ. Suitable for measuring both AC and DC current, without breaking into the circuit. Fitted with 4mm banana connectors and supplied in storage pouch. Powered by 9V battery (supplied). Can also be used with an oscilloscope using a suitable BNC conversion adaptor.

	A	B
Model No:	TA310	TA311
Clamp Size:	Ø12mm	Ø28mm
Current:	20A(AC), 80A(DC)	40A(AC), 400A(DC)



C VS270
Multi Voltage Glow Plug Tester

Designed to test low voltage glow plug operation on modern diesel engines. Prevents glow plug damage caused by testing with the vehicle battery. Glow plugs can be tested whilst in situ. Supplied in storage case with instructions. Requires 9V battery (not included).



D VS5261
4pc HT Tester Set

Set allows single or multiple testing. Simply fit tester between spark plug and HT lead and then run engine. Regular flashing of the testers indicates a good HT supply. Not suitable for engines with deeply recessed plugs.



E VS526
In-Line Ignition/HT Spark Tester

Tests HT supply to spark plug. Suitable for spark ignition engines. Quick and simple fault diagnosis.

Probe Length:	55mm
Lead Length:	100mm



F PPHY
CAT IV 1000V High Voltage Tester Hybrid/Electric Vehicles

For full specification, see page 473.



G VS925
Lambda Sensor Tester/Simulator

Tests Zirconia and Titania lambda sensors and ECU. Suitable for 1, 2, 3 and 4 wire sensors, heated and unheated. LED display shows crossover signal from sensor. Simulates rich or lean mixture signals to check ECU response. Insulation-piercing clip for quick and easy connection plus display to confirm wire identity. Features a low battery indicator and powered by 9V battery (supplied).



H VS212
Glow Plug Analyser

Enables fast diagnosis of glow plug failure or degradation without the need to disassemble the plug from the engine. Suitable for use on any 12V DC glow plugs and connects directly to the vehicle's battery. Features six LED read-out which indicates glow plug status and also whether battery contains enough charge to power the plugs.



I VS211
12V Fuel Injector Tester - Petrol

Operates injectors individually to diagnose fuel delivery problems on petrol vehicles with electronic fuel injection. Works with engine off and pulse timer may be used with fuel pressure gauge. Powered by vehicle's 12V battery.

Can be used to locate fuel system faults such as:

- Clogged or leaking fuel injectors
- Sluggish or sticky fuel injectors
- Wiring harness faults
- Fuel injector driver signal faults

A

6V to 42V



A FF400

6-42V Open & Short DC Circuit Detector

Find short and open circuits fast and easily. Simply attach the sender unit to the circuit and follow the wires using the detector. Ideal for automotive repairs. Suitable for all DC circuits up to 42V. Supplied in storage case. Powered by two 9V batteries.



B

B VS0071

Electronic Stethoscope

Accurately pinpoints automotive noises and vibrations, which are converted into an electrical signal and amplified. Long pick-up shaft allows use in hard-to-reach places. Features a volume control and supplied with headphones. Powered by 9V battery (supplied).



C

C VS213

6pc Noid Light Set

Check fuel injector signal faults fast. Simply disconnect injector harness and plug in noid light. Turn the ignition on - if the light is steady or absent, then signal from ignition system is at fault. Easy-to-use and fits a wide variety of injector harnesses.

Applications: GM PFI, Ford TBI, GEO TBI, Bosch PFI, GM TBI, GM SCPI



D

D AK871

Technician's Stethoscope

Quickly locate the source of engine noise such as piston slap, worn gears and bearings, damaged valves, water pump failure and blown gaskets. Also useful for tracking down dashboard rattles and squeaks. Plastic ear pieces and 300mm probe with sound amplifying chamber.




E

E NLTS01

6pc Noid Light Test lead Set

Noid Test Light Kit is used to provide an easy-to-use, universal method for diagnostic testing on automotive 12V actuator low tension switching circuits. Bright clear LED lights give a clear indication of switching on low tension circuits and relays. The 4mm female sockets allow the probes to be used on any multimeter with 4mm male leads. Fine probe pins offer universal connectivity.



C

F

F VS2131

11pc Noid Light/IAC Test Set

Locate and isolate ECU signal faults fast. Noid and idle air control valve indicator lights test for control signal from ECU. Simply disconnect harness and plug in appropriate light to see if the component is being fed a trigger signal. Set includes 1.3m fibre optic cable to allow light to be viewed from the driver's seat. Simple-to-use and has a wide vehicle application.

Noid Light Applications: GM TBI, GM SCPI, GM FPI, GMMULTEC 2, Bosch 2, Bosch PFI, Ford TBI, GEO TBI
IAC Light Applications: GM 700 TBI/FPI with Flat or Square 4-pin Connectors




G

G VS9203

23pc Terminal Tool Kit

For more information, see page 466.



C





A TL85
Timing Light with Advance

Composite cased Xenon timing light with inductive impulse pick-up. 8000rpm Maximum. Measures timing advance range 0-60° BTDC. Supplied with 1.5m coiled 12V power lead, inductive coupler and operating instructions.



B TL93
Digital Timing Light with Tach/Dwell/Advance/Volt

Composite cased Xenon timing light with inductive impulse pick-up and 4-digit LED read-out. Includes mode for 2-stroke and distributorless 'lost spark', 4-stroke engines. Supplied with 1.5m coiled 12V power lead, inductive coupler and operating instructions.

Measures:	Range:
Advance:	0-60° BTDC
Tach:	200-9990rpm
Dwell Accuracy:	99.9%
Voltage Range:	0-16V DC



LED Display on TL93 reads rpm, advance, dwell and voltage.



C-D SEE BELOW
Replacement 1.5m Lead Sets with Inductive Pick-Up

	C	D
Model No:	TL80/L	TL93/08
Applications:	TL85	TL93
Length:	1.5m	1.5m



G VS2057
Remote Starter Switch
One-person operation, suitable for turning the engine over for various diagnostic tasks such as compression testing. Connects to the starter system with push-button activation. Features a connectivity LED and 1.5m cable.



E VS316
Glow Plug Connector Pliers
Pliers for removing sheathed glow plug connectors. Angled jaws. Soft grip handles.



H VS205
Remote Starter Switch
Makes one-person operation possible for a variety of under the bonnet tasks. Connects to starter system with leads provided and allows push-button turnover of engine. Supplied with 1.5m cable.



F TL95
Timing Light Diesel Converter Box
Used to detect the pulse from the fuel pipes of diesel fuel injectors. Works on most direct injection diesel engines fitted with 6mm(1/4") to 10mm(3/8") external fuel pipes. Suitable for use with most timing lights, engine analysers and multimeters that have an inductive pick-up.

Clamp Size:	6mm(1/4")-10mm(3/8")
Input Power:	6-30V DC
Trigger Point:	15% of the highest pressure in the injector pipe



I VS5272
Automotive Induction Probe
Quick and easy-to-use. Ideal for testing ignition coils, fuel injectors and relays. Powered by 2 x AA batteries (not included). Not suitable for piezo energised fuel injectors.



A AK3850

Non-Ratcheting Crimping Tool

3mm Steel construction with safety grips. Crimps non-insulated terminals 10-14, 16-18 and 20-22 AWG wire. Crimps open barrel connectors 14-18 and 20-22 AWG wire. Crimps computer pins and sockets D-Sub 26-28 AWG wire. Crimps butt-insulated connectors 22-26 AWG wire. Crimps telephone piercing spade lugs 22-26 AWG wire. Hardened cutting edge for soft wire and cables.

Length: 185mm



D AK3863

Angled Head Ratchet Crimping Tool Insulated Terminals

All steel construction with large comfort grip handles, angled head and hardened and tempered jaws. Ratchet action ensures consistent crimping.

Terminal Suitability: 0.5-1mm², 1.5-2.5mm², 4-6mm²
Length: 230mm



F AK3852

Ratchet Crimping Tool Non-Insulated Terminals

All steel construction with large vinyl grip handles and hardened and tempered jaws. Ratchet action ensures consistent crimp tension.

Terminal Suitability: 0.5-1mm², 1.5-2.5mm², 4-6mm²
Length: 220mm



B S0604

Ratchet Crimping Tool - Insulated Terminals

All steel construction with vinyl grip handles and hardened and tempered jaws. Ratchet action ensures consistent crimp tension.

Terminal Suitability: 0.5-1mm², 1.5-2.5mm², 4-6mm²
Length: 220mm



C AK385

Ratchet Crimping Tool - Insulated Terminals

All steel construction with large comfort grip handles and plate stamped jaws. Ratchet action ensures consistent crimping.

Terminal Suitability: 0.5-1mm², 1.5-2.5mm², 4-6mm²
Length: 220mm



E AK386

552pc Ratchet Crimping Tool Kit

Ratchet crimping tool with laminated steel jaws and insulated grips. Suitable for 1.5, 2.5 and 6mm² insulated terminals. Approximately 500 assorted terminals supplied, with 50 cable ties and insulating tape, in storage case.

Contents: Crimping Tool, Assorted Insulated Terminals (x500), Cable Ties (x50), Insulating Tape



Supplied with set of approx. 500 insulated terminals and storage case.



G AK3857

Ratchet Crimping Tool with Interchangeable Jaws

All steel construction with large soft grip handles. Quick change hardened and tempered jaws to suit insulated and non-insulated terminals. Ratchet action ensures consistent crimping.

Insulated Terminal Suitability: 0.5-1mm², 1.5-2.5mm², 4-6mm²
Non-Insulated Terminal Suitability: 1.5mm², 2.5mm², 6mm², 10mm²

Length: 220mm
Optional Storage Case: AK3858/CASE



H AK3870

7pc Deutsch Connector Plier Set

The adjustable ratchet mechanism releases only after the correct crimp force has been applied to ensure a reliable connection. Ergonomic handle designed for comfort. Suitable for AWG cable sizes 10, 12, 14, 16, 18, 20. Supplied in a storage case with six sets of interchangeable jaws.

Terminal Suitability: Jaws: K1; 14-12 AWG for Size 12 (DTP), K2; 12-10 AWG for Size 12 (DTP), K3; 18-14 AWG for Size 16 (DT), K4; 20-16 AWG for Size 16 (DT), K5; 20-16 AWG for Size 20 (DTM), K6; 16-12 AWG for Size 16 (DT)



A AK3858COMBO
Ratchet Crimping Tool with Jaws and Storage Case

Crimps are all steel construction with large soft grip handles. Supplied with a set of 12 interchangeable jaws and convenient storage case. Allows selection of specific jaws for the large variety of crimping terminals used today.

Contents: **B-O**



B AK3858
Ratchet Crimping Tool without Jaws

All steel construction with large soft grip handles. Supplied without the required jaws which are sold separately, this allows selection of specific jaws for the large variety of crimping terminals used today.

Available Jaws:	Applications	Available Jaws:	Applications
AK3858/A:	Insulated Terminal	AK3858/C1:	Open Barrel
AK3858/A1:	Heat Shrink Butt Connector	AK3858/H:	Open Barrel & D-Sub
AK3858/A4:	Insulated Flag Terminal	AK3858/H2:	Superseal Series 1.5
AK3858/A5:	Closed End & Heat Shrink	AK3858/H3:	Superseal Series 1.5
AK3858/B:	Non-Insulated Terminal	AK3858/H6:	Delphi Weather Pack
AK3858/C:	Open Barrel	AK3858/H7:	Delphi Weather Pack
C AK3858/CASE		25 Compartment Storage Case for AK3857 or AK3858	

D AK3858/A
Insulated Terminal Crimping Jaws

Terminal Suitability: 0.5-1mm², 1.5-2.5mm², 4-6mm²

E AK3858/A1
Heat Shrink Butt Connector Crimping Jaws

Terminal Suitability: 0.5-1mm², 1.5-2.5mm², 4-6mm², 10mm²

F AK3858/A4
Insulated Flag Terminal Crimping Jaws

Terminal Suitability: 0.5-1mm², 1.5-2.5mm²

G AK3858/A5
Closed End & Heat Shrink Crimping Jaws

Terminal Suitability: 0.5-1.5mm², 1.5-2.5mm², 4-6mm²

H AK3858/B
Non-Insulated Terminal Crimping Jaws

Terminal Suitability: 1.5mm², 2.5mm², 6mm², 10mm²

I AK3858/C
Open Barrel Crimping Jaws

Terminal Suitability: 0.5-1mm², 1.5-2.5mm², 4-6mm²

J AK3858/C1
Open Barrel & D-Sub Crimping Jaws

Terminal Suitability: 0.1-0.25mm², 0.25-0.5mm², 0.5-1mm²

K AK3858/H
Open Barrel & D-Sub Crimping Jaws

Terminal Suitability: 0.5mm², 2.5mm², 8-10mm²

L AK3858/H2
Superseal Series 1.5 Crimping Jaws

Terminal Suitability: 0.35-0.5mm², 1.5mm²

M AK3858/H3
Superseal Series 1.5 Crimping Jaws

Terminal Suitability: 0.75mm², 1mm²

N AK3858/H6
Delphi Weather Pack Crimping Jaws

Terminal Suitability: 0.35mm², 0.5-0.8mm²

O AK3858/H7
Delphi Weather Pack Crimping Jaws

Terminal Suitability: 1-2mm², 3mm²



A AK3851
Stripping & Crimping Tool
 3mm Steel construction with safety insulated handgrips. Crimps insulated terminals 0.5-6mm². Crimps non-insulated terminals 1.5-6mm². Crops threaded terminals M2.6-M5. Strips wires 0.75-6mm². Also fitted with wire cutters for soft cables and wires.
Length: 250mm



B S0536
Crimping Tool Set
 230mm Long, 4-way crimping tool crimps terminals, strips wires, cuts screws and wires. Handles both insulated and non-insulated terminals 1.5, 2.5 and 6mm². Strips wires 0.75, 1, 1.5, 2.5, 4 and 6mm². Screw cutting capacity from M2.6-M5. Safety insulated handle grips. Supplied with approximately 50 assorted terminals and connectors in a handy storage case.
Length: 230mm



C AK3859
Crimping Tool - Superseal Series 1.5
 All steel construction with anti-slip handles and hardened and tempered jaws. For use on Superseal Series 1.5 terminals. Parallel jaw movement ensures consistent crimp tension.
Terminal Suitability: 0.35-0.5mm², 0.75mm², 1mm², 1.5mm²
Length: 210mm



D AK3860
Crimping Tool - Delphi Weather Pack
 All steel construction with anti-slip handles and hardened and tempered jaws. For use on Delphi Weather Pack terminals. Parallel jaw movement ensures consistent crimp tension.
Terminal Suitability: 0.35mm², 0.5-0.8mm², 1-2mm², 3mm²
Length: 215mm



E AK225
Automatic Wire Stripping Tool
 Plate-steel construction, chemically blackened with oversize vinyl grips. 5-in-1 Wire stripper suitable for wires from 0.13-6mm² (26-10AWG). Crimping attachment suitable for non-insulated terminals including 1.5, 2.5, 4 and 6mm², also insulated auto-ignition terminals 7 and 8mm. Crimps insulated terminals 1.5, 2.5 and 6mm². Includes wire cutters hardened to 40-50 HRC.
Stripping Capacity: 0.13-6mm² (26-10 AWG)
Length: 215mm



F AK2255
Heavy-Duty Automatic Wire Stripping Tool
 Heavy-duty, professional automatic wire stripper with alloy steel jaws. Fully automatic, single action, grips and strips all types of wire 0.2-6mm² with minimal pressure to handles and no damage to the inner core of the wire. Adjustable length stop is easily swivelled to allow longer stripping. Precision machined wire cutting blades for long-life. Features three crimping elements for insulated, non-insulated (1.5-6mm²) and auto-ignition terminals (7-8mm).
Stripping Capacity: 0.2-6mm²
Length: 200mm



G AK2252
Automatic Wire Stripping Tool
 One-handed, compound action grips and strips electric cables 1-3.2mm² automatically. Jaw action prevents crushing or cutting even the finest wires. Supplied with length gauge and fitted with vinyl grips.
Stripping Capacity: 1, 1.6, 2, 2.6, 3.2mm²
Length: 175mm



H AK2269
Automatic Pistol Grip Wire Stripping Tool
 Automatic wire stripper and cutter operates in one easy single-handed operation. Handle lock with automatic adaption to different wire sizes.
Stripping Capacity: 0.2-6mm²
Maximum Cutting Capacity: 4mm²
Maximum Stripping Length: 15mm



I AK2265
Automatic Pistol Grip Wire Stripping Tool
 Automatic wire stripper and cutter operates in one easy single-handed operation. Features a handle lock and adjustable wire stop. Manufactured from reinforced fibreglass and nylon with hardened steel blades.
Stripping Capacity: 0.2-6mm²
Maximum Cutting Capacity: 2mm²
Maximum Stripping Length: 12mm



A AK2254
110mm Cutting Nippers

Manufactured from high quality stainless steel with spring-return. Suitable for cutting soft wires and plastic e.g. cable ties. Sturdy handles for added grip and comfort.

Maximum Cutting Capacity:	Ø4.5mm
Length:	110mm



B AK2266
Wire Stripping & Cutting Pliers

Manufactured from high carbon steel with precision dual ground cutting blades. Features spring loaded handles with soft grip and safety lock.

Stripping Capacity:	0.5-6mm ²
Maximum Cutting Capacity:	Ø10.7mm
Length:	170mm



C AK2290
Pocket Wire Stripping Tool

Pocket wire stripping tool suitable for automotive and electrical trades. Features a spring loaded safety lock.

Stripping Capacity:	10-20 AWG, 0.5-6mm ²
Length:	122mm



D AK2291
Pocket Wire Stripping Tool with Retractable Blade


Pocket wire stripping tool suitable for automotive and electrical trades. Built-in retractable knife. Features a spring loaded safety lock.

Stripping Capacity:	10-20 AWG, 0.5-6mm ²
Length:	130mm



E VS9200
Terminal Tool - VAG

Designed to remove terminals frequently used on many VAG group vehicles.



F VS920
12pc Terminal Tool Set

Suitable for the removal of vehicle computer connectors and terminals. Designed for GM C3 systems, this 12-piece kit has a general application for safe and fast removal of terminals on a wide range of vehicles. Colour-coded aluminium handles make for easy identification. Supplied in storage case.

Contents:	Red Handled - Spring Loaded Tube; 3.3 x 28mm, Square Blade; 1.4 x 28mm, Flat Blade; 1.5 x 24.75mm, 2 x 23mm, Fork Blade; 8 x 24mm, Screwdriver; 3/16" x 1", Green Handled - Tube; 3.3 x 28mm, 4.3 x 13mm, 3.75 x 13mm, 3 x 13mm, Flat Twin Blade; 3mm, 1.6mm
------------------	--



G VS9201
15pc Universal Cable Ejection Tool Set

Reduce time spent on, and damage to, vehicle electrical systems with these connector tools. Set consists of cable extraction, contact ejection and contact dismantling tools covering a wide range of connectors, including Kabelex, Micro-Timer II and III, Maxi-Power Timer and Pit-Pod.

Applications:	BMW, Daimler/Chrysler, Fiat, Ford, MAN, Mazda, Porsche, PSA, Renault, Saab, Seat, Skoda, VAG, Vauxhall/Opel
----------------------	---



H VS9203
23pc Terminal Tool Kit

Comprehensive kit, suitable for the removal of terminals on most wiring connectors. Reduce time spent on, and damage to, vehicle electrical systems. Features soft grip handles with number identification.

Applications:	BMW, Chrysler, Citroen, Fiat, Ford, Honda, Jaguar, Mazda, Mercedes, Mitsubishi, Porsche, Renault, Saab, Toyota, VAG, Vauxhall/Opel
----------------------	--



A VS8181
12pc Cable Management Tool

Designed for professional installers and vehicle technicians. Capable of overcoming most day-to-day cable installation problems, particularly in domestic and commercial buildings. Ideal for installing wires through vehicle bodywork. Includes a hook and flexible joint with eye and 320mm screw-in polyester rods (x10) with a total length of 3.2m. Supplied in storage tube.

Attachments:	Hook, Eye
Section Lengths:	10 x 320mm (3.2m)



B RT1
Wire Guide Tool

Flexible plastic covered wire with attachment loop. For guiding/pulling replacement automotive wiring into position through confined spaces. Suitable for use with insertion tools.


Section Length:	1m
------------------------	----



C VS9202
3pc Terminal Cleaner Set - Diamond Grip

Suitable for removing corrosion and enhance connectivity of wiring terminals. Durable abrasive diamond cleaning ends, for male/female blade type terminal connectors. Features a pivoting handle to allow tweezer action or single blade use. Set contains three sizes of blade.

Contents:	113mm Blade Terminal Cleaner; Small, Medium, Large
------------------	--



D CFT1
Automotive Fuse Checker & Puller

Checks continuity of blade-type automotive fuses, in or out of fuse holder. Green LED indicates fuse is OK. Also simplifies the removal of faulty fuses.



E VS2031
Automotive Electrical Connector Separator Tool

Enables user to disconnect electrical connectors quick and easy without causing damage. Double ended design allows access at different angles. Can be used with most car and commercial vehicle electrical connectors.



F SEE BELOW
Thick Wall Automotive Cable

Thick wall single core PVC insulated automotive cable. Ideal for most popular vehicle applications. Always check the required amperage and mm² cable for your application before fitting. If in doubt consult a qualified automotive electrician.

Temperature Range: -20°C to +80°C					
Model No:	Amps:	Core Type:	Length:	Section:	Colour:
AC0507B	5A	Single	7m	0.5mm ²	Black
AC0507G	5A	Single	7m	0.5mm ²	Green
AC0507R	5A	Single	7m	0.5mm ²	Red
AC0806B	8A	Single	6m	0.8mm ²	Black
AC0806G	8A	Single	6m	0.8mm ²	Green
AC0806R	8A	Single	6m	0.8mm ²	Red
AC1704B	17A	Single	4m	2mm ²	Black
AC1704G	17A	Single	4m	2mm ²	Green
AC1704R	17A	Single	4m	2mm ²	Red
AC2725B	27A	Single	2.5m	3mm ²	Black
AC2725G	27A	Single	2.5m	3mm ²	Green
AC2725R	27A	Single	2.5m	3mm ²	Red



A

**A SX400****6pc Alternator Freewheel Pulley Removal Set**

Permits easy removal of freewheel pulley from alternator either on or off the vehicle. Insert allows alternator shaft to be held while the pulley retainer is removed with the key nut.

Applications: Audi, BMW, Citroen, Ford, Mercedes, Peugeot, Porsche, Renault, Skoda, Vauxhall/Opel

Contents: Spline Adaptor - 22mm x 33T, Hex Adaptor - 22 x 28mm, Socket Bits - 1/2" Sq Drive; M10 x 140mm, M10 x 100mm, 10mm Hex Drive; TRX-Star* - T50 x 65mm, Spline - M10 x 65mm

D

**D SX404****35pc Alternator Freewheel Pulley Removal Set**

Comprehensive set for easy removal of freewheel alternator pulley, either on or off the vehicle. Allows alternator shaft to be held while pulley retainer is removed.

Combined Socket Bits: 1/2" Sq Drive; TRX-Star* - T50-31T Ø13.60 x 113mm, T50-33T Ø19.40 x 65mm, T50-33T Ø19.40 x 113mm, Spline - M10-31T Ø13.60mm x 112mm, M10-33T Ø14mm x 83mm, M10-33T Ø19.40 x 65mm, M10-33T Ø19.40 x 112mm, 10mm Hex Drive; 10mm Socket-33T Ø19.40, 10mm Socket - 21mm Hex

Hex Adaptors: 17 (x2), 22, 19 x 28, 21 x 28, 22 x 28mm

Spline Adaptors: 33T-Ø17.90mm, 33T-Ø19.40mm (x3)

Hex/Pin Adaptors: 38mm - 3-pin

Round Pin Adaptors: Ø35mm - 4-pin, Ø40mm - 3-pin

Bits: Hex; M8, M10 x 75mm, M10 x 100mm, Socket; 10mm x 75mm, Spline; M10 x 65mm, M8, M10 x 75mm, M10 x 100mm, M10 x 140mm, TRX-Star*; T40, T50 x 75mm, T50 x 100mm

Adaptor: 1/2" Sq Drive x 10mm Hex

B

**B SX401****13pc Alternator Freewheel Removal Set**

Permits easy removal of over running alternator pulley either on or off the vehicle. Insert allows alternator shaft to be held while the pulley retainer is removed with the key nut.

Applications: Alfa Romeo, Audi, BMW, Citroen, Fiat, Mercedes, Mitsubishi, Renault, Seat, Skoda, Vauxhall/Opel, Volvo, VW

Combined Socket Bits: 1/2" Sq Drive; TRX-Star* - T50-33T x 113mm, Spline - M10-33T x 113mm

Spline Adaptors: 15mm x 33T, 22mm x 33T

Hex Adaptor: 22 x 28mm

Round Adaptor: 35mm - 4-pin

Bits: 10mm Hex Drive; TRX-Star* - T40, T50, Spline - M8, M10, Hex - 8, 10mm, Adaptor; 1/2" Sq Drive x 10mm Hex

E



F

**F VS2073****Diagnostic Socket Memory Safe - EOBD**

Professional low cost tool saves all the vehicle settings to prevent loss and expensive reprogramming not just for radio codes but for immobilisers, traction control, engine management and satellite navigation. Bright, easy-to-read LEDs for at-a-glance confirmation of connection. Can be used with any existing booster packs with a vehicle accessory power socket or even vehicle-to-vehicle.

Cable Length: 1.8m

Connection: EOBD

C

**C SX402****18pc Alternator Freewheel Pulley Removal Set**

Enables easy removal of freewheel alternator pulley, either on or off the vehicle. Allows alternator shaft to be held while the pulley retainer is removed. Incorporates a complete range of combination TRX-Star*, spline and hex adaptors to fit most alternators. Supplied in storage case.

Combined Socket Bits: 1/2" Sq Drive; TRX-Star* - T50-33T x 113mm, Spline - M10-33T x 113mm, 3/8" Sq Drive; Spline - M10-33T x 80mm,

Socket Bit: 1/2" Sq Drive Spline; M10 x 140mm

Spline Adaptors: 15mm x 33T, 22mm x 33T

Hex Adaptors: 22, 22 x 28, 19 x 28mm

Round Adaptor: 35mm - 4-pin

Bits: 10mm Hex Drive; TRX-Star* - T40, T50, Spline - M8, M10, Hex - 8, 10mm, 12mm Hex; Spline - M10

Adaptor: 1/2" Sq Drive x 10mm Hex

E VS2076**12V Diagnostic Socket Memory Safe - EOBD**

Used to preserve the memory to on-board electronics whilst vehicle's own battery is disconnected. Saves valuable time spent re-programming lost codes. Can be connected via the vehicle's EOBD or vehicle accessory power socket. Unit features an internal 12V 7Ah sealed battery and LEDs provide battery condition and charge indicator. Supplied with mains charger.

Cable Length: 1.3m

Connection: EOBD/Vehicle Accessory Socket

G

**G VS2072****Diagnostic Socket Memory Safe - EOBD**

Attaches to a 12V slave battery and provides power via the EOBD socket to on-board electronics whilst vehicle's own battery is disconnected. Features LED to indicate back-up battery power supply status. Saves valuable time spent re-programming lost codes.

Cable Length: 1.35m

Connection: EOBD



6V
12V

A BT91/7

6/12V Battery Drop Tester

American-style drop tester. Load applied by internal switchgear - no sparking. Suitable for 6 and 12V batteries. Applies load across cells and measures output on meter. Accurate indication of battery voltage and faulty or short circuited cell.



6V
12V

B BT91/7PF

**6/12V Professional Battery Drop Tester
Polarity Free**

American-style drop tester. Polarity protected cables, impossible to damage unit by incorrect connection. Load applied by internal switchgear - no sparking! Suitable for 6 and 12V batteries. Applies load across cells and measures output on meter. Accurate indication of battery voltage and faulty or short circuited cell.



12V

C BT91/3

12V Battery Drop Tester

Traditional style drop tester for all 12V automotive batteries. Applies load across cells and measures output on meter. Accurate indication of battery voltage, faulty cell and short circuited cell.



D
6V
12V

D BT91/10

6/12V Handheld Battery Tester

Tests 6 and 12V batteries. Applies load across terminals and reads voltage performance. Also checks charging voltage. Fitted with moving-coil meter. Features a pistol grip handle for ease of use.




E
12V
Battery & Alternator

E AK500

**12V Battery & Alternator Tester
LCD Screen**

LCD Display verifies the condition of battery and alternator output. Suitable for 12V DC systems and connects to vehicle via the vehicle accessory power socket. Fitted with 250mm cable and powered by connection to vehicle.



F
12V
Battery & Alternator

F AK400

12V LED Battery & Alternator Tester

LED Indicators verify condition of battery and alternator. Suitable for 12V DC systems. Magnetic backing sticks to metal surfaces for hands-free operation. Fitted with 900mm cable, probe and crocodile clips.



G
30A

G BT98/10

30A Clip-On Ammeter

Moving-coil style meter suitable for testing DC current and direction without breaking circuit. Ø55mm Dial face with spring loaded induction clip.

Scale Range: 0-30A (either direction)



H
75A

H BT98/11

75A Clip-On Ammeter

Moving-coil style meter suitable for testing DC current and direction without breaking circuit. Ø55mm Dial face with spring loaded induction clip.

Scale Range: 0-75A (either direction)



I AK422

Battery Terminal Crimping Tool

For more information, see page 472.

A NEW



A BT2020

Battery Monitor Sensor & Vehicle Finder

Displays real time battery power, voltage and temperature. Wireless connection with dedicated App which supports up to 4 devices (iOS & Android compatible). Guide user back to the vehicle by automatically recording the last parking location. Record the route, cost and driving habits of each trip, which can be exported to Excel. Automatically monitor the starting and charging system of the vehicle and notify if abnormal. Compatible with most batteries including lead sealed, AGM and Gel. Supports up to 4 devices. Store historical data in device for up to 30 days.

Average Current:	1.5mA
Waterproof:	IP67
Input Voltage:	6-20V
Short Circuit Protection:	Built-in
Voltage Accuracy:	(9-16V) ±0.03V
Reverse Connection Protection:	Built-in
Operating Temperature:	-20°C - 40°C
Physical Dimensions:	55 x 41 x 12.5mm
Voltage Range:	6-20V

B



6V
12V
24V

Battery & Alternator

B BT2002

6/12/24V Digital Battery & Alternator Tester

Professional diagnosis of battery and alternator faults. Test battery condition with as little as 1V of residual charge. No heat, no sparks and no misdiagnosis. Checks condition of starter - no complicated connections or interpretation required. Analyse the vehicle's charging system at rest and under load to determine condition of alternator. Connect and follow the prompts on the LCD screen for straightforward answers. Incorporates simple voltmeter for voltage tests and additional system diagnostics. Rugged construction with protective cover.

Rated Battery Voltage:	6/12V
Charging System Capability:	12/24V
Rating Systems:	SAE, DIN, EN, IEC
Test Ranges:	40-2100 CCA* EN, 40-2000 CCA* SAE, 30-1500 CCA* IEC, 25-1300 CCA* DIN
Minimum Power Requirement:	1.5V

*CCA - Cold Cranking Amps.

C



12V

Battery & Alternator

C BT01

12V Digital Battery & Alternator Tester

Compact device which accurately tests battery, cranking and alternator. No heat, no sparks and no misdiagnosis. Just key in the battery rating from the top of the battery and results are displayed on an LED control panel. No internal battery and will test batteries with a residual charge of just 7V.

Rated Battery Voltage:	12V
Rating Systems:	DIN, EN, IEC, MCA, SAE
Test Ranges:	55-670 CCA* DIN, 90-1125 CCA* EN, 65-790 CCA* IEC, 120-1440 CCA* MCA, 100-1200 CCA* SAE
Voltage Range:	7-15V
Minimum Power Requirement:	7V

*CCA - Cold Cranking Amps.

D



12V

Battery

D BT2101

12V Digital Battery Tester

Fast and accurate assessment of battery condition, even with the battery partially discharged. No heat, no sparks and no misdiagnosis. Tests battery in accordance with rated output based on SAE, DIN or ENC2 criteria and displays results on LCD screen. Diagnose battery faults at the trade counter, service reception or workshop with confidence. Rugged construction.

Rated Battery Voltage:	12V
Rating Systems:	DIN, EN, IEC, SAE, CA(MCA)
Test Ranges:	110-670 CCA* DIN, 185-1125 CCA* EN, 130-790 CCA* IEC, 200-1200 CCA* SAE, 240-1440 CA(MCA)
Minimum Power Requirement:	1.5V

*CCA - Cold Cranking Amps.

E BT2003

6/12/24V Digital Battery & Alternator Tester with Printer

Professional diagnosis of battery and alternator faults with the added facility to print the results. Test battery condition with as little as 1V of residual charge. No heat, no sparks and no misdiagnosis. Checks condition of alternator, no complicated connections or interpretation required. Analyse the charging system at rest and under load to determine condition of the alternator. Connect and follow the prompts on the 2-line/16 character LCD screen for straightforward answers. Incorporates simple voltmeter for voltage tests and additional system diagnostics. Rugged construction. Supplied in storage case, two rolls of printing paper and instruction manual.

Rated Battery Voltage:	6/12V
Rating Systems:	DIN, EN, IEC, JIS, SAE
Charging System Capability:	12/24V
Test Ranges:	40-2100 CCA* EN, 40-2000 CCA* SAE, 30-1500 CCA* IEC, 25-1300 CCA* DIN, By Battery Type JIS
Minimum Power Requirement:	1V

*CCA - Cold Cranking Amps.

E



6V
12V
24V

Battery & Alternator

F



F BT2003.V2-01

Printing Roll for BT2003 & BT2014 - Pack of 2
Suitable for Model No. BT2003, BT2014 and other leading brands of battery tester.

Roll Size:	38mm
-------------------	------

A

12V

Battery & Alternator



A BT105

12V Digital Battery & Alternator Tester

Compact device which accurately tests battery, cranking and alternator. Just key in the battery rating from the top of the battery and results are displayed on an LCD screen. Includes a facility to print results via PC. No internal battery and will test batteries with a residual charge of just 8V. Supplied with PC software and instruction manual in storage pouch.

Rated Battery Voltage:	12V
Rating Systems:	CCA, BCI, CA, DIN, EN, GB, IEC, MCA, SAE
Test Ranges:	100-2000 CCA* CCA, 100-2000 CCA* BCI, 100-2000 CCA* CA, 100-1400 CCA* DIN, 100-2000 CCA* EN, 100-1400 CCA* GB, 100-1400 CCA* IEC, 100-2000 CCA* MCA, 100-2000 CCA* SAE, By Battery Type JIS
PC Compatibility:	Windows 7, 8, 10
Languages:	English, Danish, Norwegian, Polish, Romanian

*CCA - Cold Cranking Amps.

B

12V/24V

Battery & Alternator



B BT2011

12/24V Digital Start/Stop Battery & Alternator/Starter Tester

Robust and simple-to-use design offers a full in-vehicle diagnosis of the vehicle battery, starter motor and alternator in seconds. Professional tool supports all 12V batteries including standard Lead-Acid, VRLA, GEL plus AGM and EFB found on all Start/Stop vehicles. The in-vehicle test mode allows diagnosis of battery health, state of charge, internal resistance, cranking voltage and a comprehensive charging system voltage at rest and under load. No heat, no sparks and no misdiagnosis. Equipped with reverse polarity protection and a battery temperature compensation feature. A 4-Line/16 character LCD display gives easy to follow prompts and accurate results. Fitted with a heavy-duty rubber protection cover.

Rated Battery Voltage:	12V
Charging System Capability:	12/24V
Languages:	English, French, Spanish, German, Italian, Portuguese, Dutch, Russian, Turkish, Czech

*CCA - Cold Cranking Amps.

C



**6V
12V
24V**

Battery & Alternator



C BT2015

6/12/24V Digital Start/Stop Battery & Alternator Tester with Printer

Professional diagnosis of battery and alternator faults with the added facility to print the results. Tests batteries up to 3000 CCA* SAE with as little as 1.5V of residual charge. No heat, no sparks and no misdiagnosis. Checks condition of alternator, no complicated connections or interpretation required. Analyse the charging system at rest and under load to determine condition of the alternator. Suitable for use on motorcycles, cars (including Start/Stop), and commercial vehicles. Connect and follow the prompts on the 4-line/16 character LCD screen for straightforward answers. Supplied in storage case with batteries, two rolls of printing paper, PC software and instruction manual.

Rated Battery Voltage:	6/12V
Charging System Capability:	12/24V**
Rating Systems:	DIN, EN, IEC, JIS, SAE
Test Ranges:	40-2830 CCA* EN, 40-3000 CCA* SAE, 30-1985 CCA* IEC, 25-1685 CCA* DIN, By Battery Type JIS
Minimum Power Requirement:	1.5V
Voltage Range:	1.5-30V
Consumable Parts:	BT2012.V2-01 - Printing Roll Pack of 2 F
Compatibility:	Windows XP, 7, 8, 10
Battery:	6 x AA (not included)

*CCA - Cold Cranking Amps, **24V Alternator Test only.

D

**6V
12V
24V**



Battery & Alternator



D BT2014

6/12/24V Digital Start/Stop Battery & Alternator Tester with Printer

Professional diagnosis of battery and alternator faults with the added facility to print the results. Test battery condition with as little as 1.5V of residual charge. No heat, no sparks and no misdiagnosis. Checks condition of alternator, no complicated connections or interpretation required. Analyse the charging system at rest and under load to determine condition of the alternator. Suitable for use on motorcycles, cars (including start/stop) and commercial vehicles. Connect and follow the prompts on the 2-line/16 character LCD screen for straightforward answers. Rugged construction. Supplied in storage case with batteries, two rolls of printing paper and instruction manual.

Rated Battery Voltage:	6/12V
Charging System Capability:	12/24V**
Rating Systems:	DIN, EN, IEC, JIS, SAE
Test Ranges:	40-2100 CCA* EN, 40-2000 CCA* SAE, 30-1500 CCA* IEC, 25-1300 CCA* DIN, By Battery Type JIS
Minimum Power Requirement:	1.5V
Voltage Range:	1.5-30V
Consumable Parts:	BT2003.V2-01 - Printing Roll Pack of 2, see page 470
Battery:	4 x AA (not included)

*CCA - Cold Cranking Amps, **24V Alternator Test only.

E

12V

F

E BT2012

12V Digital Battery & Alternator Tester with Printer

Fast and accurate diagnosis of battery and alternator faults with facility to print the results. Large LCD display shows charging and starting system status and returns decision making information in seconds. Results need no interpretation and the tester will work on batteries with as little as 1.5V of residual charge.

Rated Battery Voltage:	12V
Charging System Capability:	12V
Test Ranges:	50-1400 CCA*, 50-800 CCA* DIN, 50-1400 CCA* EN, 50-800 CCA* IEC, 50-1400 CCA* SAE, By Battery Type JIS
Voltage Range:	1.5-17V
Consumable Parts:	BT2012.V2-01 - Printing Roll Pack of 2 F
Battery:	1 x 9V (not included)

*CCA - Cold Cranking Amps.





A AK410
6/12/24V Battery Fluid Tester - Dial Type
 Tests 6, 12 and 24V batteries. Composite body and rubber bulb for workshop durability.



B AK414
6/12/24V Battery Fluid Tester - Tube Type
 Professional battery hydrometer. Tests 6, 12 and 24V batteries. Float gauge and thermometer built-in. Tube construction with thermometer for temperature compensation.



C AK4124
Battery Fluid Filler
 Fluid transfer tool suitable for battery top-up and level adjustment of coolant and screenwash.

Spout Length:	130mm
Capacity:	150ml



D BT91/9
Battery Carrier
 Tubular steel handle with comfort grip. Enables fast, safe handling of batteries. Fully adjustable for battery size.

Minimum Battery Size:	100mm
Maximum Battery Size:	180mm



E AK419
Battery Terminal Puller
 Mini puller with spring loaded jaws designed for removal of corroded battery clamps from terminals. Also suitable for removal of small gears, pulleys and bearings.

Jaw Depth:	50mm
Jaw Spread:	64mm



F AK417
Battery Post & Terminal Cleaner
 Wire brushes remove corrosion build-up on battery posts and terminals for improved electrical contact.

Length:	80mm
----------------	------



G AK120B
10-120mm² Copper Lug Terminal Crimping Tool
 Range is 10-120mm². BS Standard type terminal. Manufactured from SCM-40 hard tool steel. Accurate bore diameter and good crimping effect.

Crimp Range:	10-120mm ²
---------------------	-----------------------



H AK418
4-Way Battery Post & Terminal Cleaner
 Removes heavy corrosion build-up on battery posts and terminals for improved electrical contact. Features clamp reamer and terminal scrapers.

Length:	125mm
----------------	-------



I VS005
Refractometer Antifreeze/Battery Fluid/Screenwash
 Accurately measures the strength of battery fluid, screenwash and antifreeze by measuring the refractive index of light passing through the mixture. Suitable for synthetic antifreeze mixtures including long life OAT (Organic Acid Technology) and G13. Temperature corrected prism ensures accuracy. Eyepiece with adjustable focus. Supplied with pipette and storage case.

J AK422
Battery Terminal Crimping Tool
 A quick and effective way of crimping battery terminals using either a hammer or vice. Wide throat and spring controlled punch securely holds terminal in place for added security.

Crimp Range:	6, 10, 16, 25, 35, 50mm ²
---------------------	--------------------------------------





A PPHY
CAT IV 1000V High Voltage Tester - Hybrid/Electric Vehicles

Professional 2-pole voltage tester CAT IV 1000V for checking high voltage on electric/hybrid vehicles. Suitable for checking AC mains and DC power supplies between 6-1000V DC and 24-1000V AC. Can also be used for checking voltage and polarity on car batteries and continuity testing of DC circuits. Includes a self-test function and illumination light. EN 61243-3, IP65, CE certified. Requires 2 x AAA 1.5V batteries (not included).

CAT Category:	CAT IV 1000V
IP Rating:	IP65
Maximum Current:	<3.5mA @ 1000V
Power:	2 x AAA Batteries (not included)
Voltage:	6-1000V DC, 24-1000V AC



B GT117
Pneumatic Glove Tester

Pneumatic glove tester used to carry out a pressure test on electrician's high voltage gloves. Suitable for use with Model No. HVG1000VL (see C).



C HVG1000VL
1kV Electrician's Safety Gloves - Pair

Electrician's gloves suitable for use on hybrid and electric vehicles. Class 0 gloves suitable for working on systems up to 1kV AC in accordance with EN 60903.

Suitability:	<1kV AC
---------------------	---------



D HVM17K02
Electrician's Insulating Rubber Safety Mat

Class 2 High voltage insulating rubber floor mat. Essential item required to protect vehicle technicians from the risk of electric shock when working on electric or hybrid vehicles. Independently tested and certified as offering safe protection up to 17kV AC in accordance with BS EN 61111.


Size:	1x 1m
--------------	-------



E HRP45
High Voltage Rescue Pole

High voltage rescue pole suitable for use up to 45kV AC in dry conditions, in accordance with EN 50508. Supplied with wall mounting brackets and instructions for use. Suitable for hybrid and electric vehicle applications.

Diameter:	Ø32mm
Length:	1.79m
Materials:	Fibreglass



F HP55K2COMBO
Personal Protection Kit

Model No:	Description:	Qty:
HRP45	High Voltage Rescue Pole.	1
HVG1000VL	1kV Electrician's Safety Gloves	1
HVM17K02	1 x 1m Electrician's Insulating Rubber Safety Mat.	1



G-H SEE BELOW
High Voltage Warning Signs
 Electrical hazard warning signs.


	G	H
Model No:	HVSA4	HVS1
Size (W x H):	200 x 300mm	210 x 300mm
Suction Cups:	X	✓



I HYBRIDSIGN
Hybrid/Electric Vehicle Warning Sign

Essential safety warning sign for placing on a hybrid or electric vehicle whilst service or repair operations are being carried out. A4 300gsm paper with wipeable gloss finish. Includes a box for the technician's name, to clearly identify who is working on the vehicle.

Size (W x H):	295 x 210mm
----------------------	-------------



J HYBRIDTAG
Hybrid/Electric Vehicle Keyring Warning Tag

Safety warning tag for placing with hybrid or electric vehicle keys whilst service or repair operations are being carried out. It is essential that the vehicle keys are kept secure and away from the vehicle during service or repair work. 400gsm Paper with gloss finish.

Size (W x H):	80 x 110mm
----------------------	------------



A



B NEW



A-B SEE BELOW

Posts with Base

Highly visible posts with base. Base can be filled with dry sand for added stability. Suitable for extending the safety barrier when working on hybrid or electric vehicles.

Model No:	Size:	Colour:
A RWPB01	850mm	Red/White
B BYPB01	850mm	Yellow/Black

C



D NEW




C-D SEE BELOW

25m x 6mm Plastic Chains

Essential for creating an exclusion zone when working on high voltage vehicles.

Model No:	Size:	Colour:
C HSC25M	25m x 6mm	Red/White
D BYC25M	25m x 6mm	Yellow/Black



E

F

NEW



G

H

NEW

E-F SEE BELOW

Plastic Chain Connector - Pack of 10

Plastic connectors suitable for joining 6mm chain. For use with Model No's HSC25M and BYC25M Safety Chains and RWPKIT and BYSBKIT Post Kits.

Model No:	Pack Qty:	Colour:
E RCC10	10	Red
F YCC10	10	Yellow

G-H SEE BELOW

Plastic Chain S-Hooks - Pack of 10

Plastic S-hooks suitable for attaching 6mm chain to posts.

Model No:	Pack Qty:	Colour:
G RSH10	10	Red
H BSH10	10	Black



I



I RWSBKIT

25m Red/White Post & Chain Kit

Highly visible post and chain kit ideal for creating a temporary safety barrier when working on hybrid and electric vehicles. Post base can be filled with dry sand for extra stability.

Contents: Red/White Posts (x6), Bases (x6), 25m x 6mm Red/White Plastic Chain and Chain Securing Hooks (x1)

J

NEW



J BYSBKIT

25m Black/Yellow Post & Chain Kit

Highly visible post and chain kit ideal for creating a temporary safety barrier when working on hybrid and electric vehicles. Only fill post base with dry sand when working around electricity.

Contents: Black/Yellow Posts (x6), Bases (x6), 25m x 6mm Black/Yellow Plastic Chain and Chain Securing Hooks (x1)

K



K RWPB01CS

12pc Cap & Bung Set

Replacement caps and bungs for Model No. RWPB01 Red/White Post with Base and RWSBKIT bases.

A



A HP55K1COMBO

Exclusion Zone Kit

For extension kit see **B**.

Model No:	Description:	Qty:
RWSBKIT	25m Red/White Post & Chain Kit	1
HVSA4	200 x 300mm High Voltage Warning Sign	1
HYBRIDSIGN	Hybrid/Electric Vehicle Warning Sign	2
HYBRIDTAG	Hybrid/Electric Vehicle Keyring Warning Tag	1



VDE Tools

For our full range of VDE Tools, see pages 204 to 209.

B




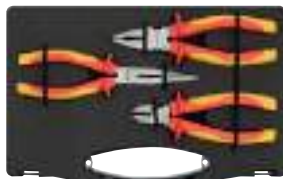
B HP55KECOMBO

Exclusion Zone Extension Kit

For use in conjunction with Model No. RWSBKIT (see page 474) when a larger exclusion zone is required.

Model No:	Description:	Qty:
HSC25M	25m x 6mm Safety Chain Red/White	1
RCC10	Plastic Chain Connector Pack of 10	1
RSH10	Plastic Chain S-Hook Pack of 10	1
RWPB01	Red/White Post with Base (x2)	2

C



C HP55KITCOMBO

Hybrid Workshop Tool Kit

Independent garages are now seeing a marked increase in hybrid and electric vehicles being presented to them for service and repair work. With the rapid change in the design of vehicle power trains in recent years, motor vehicle technicians are having to adapt to new technologies and working practices to be able to safely work on these types of vehicle. This kit contains a comprehensive range of tools and equipment that will be required to enable vehicle technicians to carry out work on these types of vehicle safely.

Contents:	
RWSBKIT	25m Red/White Post & Chain Kit
HYBRIDTAG	Keyring Warning Tag
HYBRIDSIGN	Warning Sign (x4)
HVSA4	200 x 300mm High Voltage Warning Sign
HRP45	High Voltage Rescue Pole
GT117	Pneumatic Glove Tester
HVG1000VL	1kV Safety Gloves
HVM17K02	1x 1m Insulating Rubber Safety Mat
AK7942	9pc 3/8" Sq Drive Insulated VDE Socket Set
AK6124	8pc Screwdriver Set VDE
AK83452	3pc VDE Pliers Set
AK63171	7pc Insulated Open End VDE Spanner Set
TA320	Digital Automotive Analyser/Insulation Tester

A-B

EV/Hybrid Workshop Tool Kits

Garages are now seeing a marked increase in hybrid and electric vehicles being presented to them for service and repair work. With the rapid change in the design of vehicle power trains in recent years, motor vehicle technicians are having to adapt to new technologies and working practices to be able to safely work on these types of vehicle. These kits contain a comprehensive range of tools and equipment that will be required to enable vehicle technicians to carry out work on these types of vehicle safely.

A HVPDCOMBO

High Voltage Maintenance Combo

You may also refer to the individual Model No's for full specification.

Contents: PPHY, RWSBKIT, HVG1000VL, HVSA4, HYBRIDSIGN, HYBRIDTAG

B HVCOM1

EV/Hybrid Master Tool Kit

You may also refer to the individual Model No's for full specification.

Contents: APPD70, SF300R (x3), SF500R (x3), PPHY, BYSBKIT, HVG1000VL, HVM17K02, TA319, HVSA4, HYBRIDTAG, HYBRIDSIGN, AK83452, AK6124, AK63171, AK7940, STW803, AK7177, AK7178, HRP45

A NEW

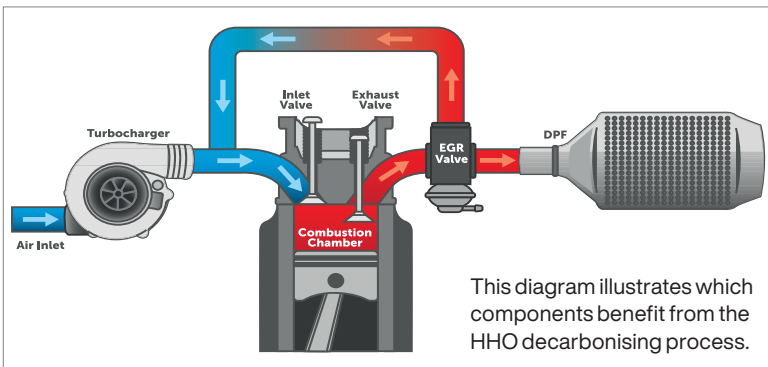


B NEW



CC230V - HHO ENGINE CARBON CLEANER

Carbon build-up is becoming a huge issue, not only in diesel engines but also in modern petrol engines. It can make the engine work much harder, increasing chance of engine faults or even failure, increased emissions and even fuel consumption. Oxyhydrogen is created by the electrolysis of water which also has potassium hydroxide added to catalyse this process. When fed into the air inlet of a running vehicle, it will increase the temperature within the combustion chamber and remove excess carbon build-up, giving you a thorough internal clean. Immediate results are noticeable and the feedback we have seen is overwhelming. This procedure doesn't even take a technician away from another job as you can leave it in a well-ventilated area working its magic. Garages are already starting to invest in this technology to increase revenue of up to £99.00+VAT per job, which can take anywhere up to an hour, depending on the severity and engine size. With no expensive additives needed, the running costs are practically nil, giving the potential to earn 100% profit on every job!




A CC230V

HHO Engine Carbon Cleaner 230V

The Sealey CC230V uses cutting edge HHO engine cleaning technology. Each unit uses electrolysis to split water molecules into the composite elements of oxygen and hydrogen to produce oxyhydrogen or HHO gas. This simple-to-use machine feeds HHO into the engine through the vehicle air inlet, breaking down any carbon build-up on its way. Carbon builds up layer-on-layer when fuel combusts in the engine cylinders which can affect the smooth running of any engine. Removing carbon build-up from the engine can improve performance, raise mpg, reduce emissions and oil consumption. The CC230V runs on tap water with no expensive refills making the process a great revenue boost for any workshop. Fitted with CAMS (Charge Activated Machine Shutdown) designed to safely cut-out if the engine stops running during treatment. This meaning the unit can be left to run without supervision, allowing the user to continue with other work.

Cells:	3 x 3 Raid Technology (Generators)
Flow Rate:	600L/hr
Power:	1.4kW
Dimensions (W x L x H):	350 x 650 x 860mm
Plug Type:	3-Pin
Power Supply Cable Length:	2.6m






A VSAC002

Air Conditioning System Manifold with Sight Glass

Designed for refrigerant testing, charging and evacuation. Can be used on automotive, commercial and domestic A/C and domestic refrigeration systems. Gauges marked for R134a and R12 pressure reading. Colour-coding on gauges, valves and hoses for easy operation. Features 2-way manifold and sight glass for monitoring refrigerant flow. Quick couplings included and hanging hook.

Applications:	R134a, R12
Hose Length:	1550mm



B VS0557

27pc Fuel & Air Conditioning Disconnection Tool Kit

For full details, see page 435.



C VSAC135

13pc Air Conditioning Pressure Test Connector Kit

Designed to suit a wide variety of vehicle air conditioning systems. Allows systems to be pressured for the purposes of leak testing prior to repair and re-gassing. Connectors included for both high and low pressure fittings.



D VS045

2pc Air Conditioning & Fuel Disconnection Tool Set

Die-cast tools suitable for press-type quick disconnection joints found on Chrysler, Ford and Vauxhall/Opel vehicles. Swivel action allows quick selection of correct sized tool.

Contents:	Fuel Line Tool; 5/16", 3/8", Air Conditioning Tool; 3/8", 1/2", 5/8", 3/4"
------------------	---



E VS0454

4pc Air Conditioning Spring Lock Coupling Tool Set

Spring type coupling connectors for air conditioning lines. Locking action prevents spray when disconnecting lines. Suitable for most Chrysler, Ford and Vauxhall/Opel vehicles.

Contents:	3/8", 1/2", 5/8", 3/4"
------------------	------------------------



F SEE BELOW

150ml Air Conditioning Refresher

Air conditioning refresher with an apple fresh fragrance, eliminates odours from air-con and heating systems, leaving the system clean and free of germs.

Model No:	Pack Quantity:
SCS023	6
SCS023S	1



G VS0555

Air Conditioning & Fuel Line Disconnection Set

Automotive fuel line and air conditioning hose disconnection set. Suitable for a wide variety of vehicles with quick disconnect couplings. Compatible with low profile fuel lines on a range of Ford, Vauxhall/Opel, Mazda and Chrysler. Designed for automotive fuel, A/C and transmission cooler lines. Made from a tough durable plastic that's resistant to fuel and solvents. Offset handles are ideal to access fittings in tight spaces. For full specification, see page 435.

A



A SX0408

8 & 10mm Damaged Glow Plug Removal Set

Designed to remove damaged/broken glow plugs from cylinder heads. Suitable for glow plugs with an M8 x 1mm and M10 x 1mm thread. Set includes all required adaptors for drilling, centring and pulling for the safe removal of glow plug. Supplied in storage case.

Contents: Taps; 1/4NF28, M8 x 1mm, M10 x 1mm, Glow Plugs; M8 x 1mm, M10 x 1mm

B



B VS315

8 & 10mm Glow Plug Heater Element Removal Set

For removing the heater element that can break off during glow plug removal. Saves time not having to remove the cylinder head. Works by drilling/tapping a thread into the broken element so the supplied glow plug adaptors can be used to extract. Supplied with seven drilling/tapping guides and five glow plug extraction adaptors with either a M8 or M10 thread.

Contents:

Drilling/Tapping Guide: M8 x 1, M10 x 1, M10 x 1.25mm

Extraction Adaptors: M8 x 1, M10 x 1, M10 x 1.25mm

Tap & Threaded Rod Sizes: M3 x 0.5, M4 x 0.7mm

Drill Size: Ø2.5, 3.3mm

C



C VS311

33pc Glow Plug Thread Repair Set

Fast and effective remedy for damage to cylinder head glow plug threads. Set includes tools for the precise insertion of threaded inserts into the head and features a unique tap guide system to ensure their correct alignment. Includes four sizes of threaded adaptors suitable for common sizes of glow plug.

Inserts: M8 x 1mm, M10 x 1mm, M10 x 1.25mm, M12 x 1.25mm

Tap Dimensions: M8 x 1mm, M10 x 1mm, M10 x 1.25mm, M12 x 1mm, M12 x 1.25mm, M14 x 1.25mm

Replacement Inserts (Packs of 5):

VS311.01 M8 x 1mm

VS311.02 M10 x 1mm

VS311.03 M10 x 1.25mm

VS311.04 M12 x 1.25mm

D



D SX4033

3pc Glow Plug Socket Set

Specialised socket set consisting of 8, 9 and 10mm sockets. Designed to remove and install glow plugs without having to cut the power lead off. Applications include Alfa Romeo, Fiat, GM and PSA engines.

E



1/4" Sq Drive




2 YEAR GUARANTEE*

E SA141

1/4" Sq Drive Air Impact Wrench Diesel Glow Plug Kit

Reduced torque impact wrench suitable for the removal of seized glow plugs on diesel engines. Features a 4-position air regulator which provides limited torque settings to suit. One-hand operation for trigger and forward/reverse control. Soft grip reduces vibration, chill effect and adds comfort. Handle exhaust helps to lower noise level during use. Supplied with foam insert and metal storage case. For more details, see page 802.

F




F VS555

Diesel Fuel Priming Set

For full details, see page 433.

G



G VS216

Diesel High Pressure Pump Test Kit

Essential tool for accurately measuring the high pressure fuel circuit of diesel common rail systems. Features 2,000bar gauge, pressure relief valve and high pressure flexible hoses. The kit also includes a set of dummy pump regulator and injector pipe blanks. Kit allows for a variety of tests to be conducted:

- ✓ Engine cranking/running pressure test
- ✓ Maximum pump pressure test
- ✓ Pump pressure regulator test
- ✓ Injector leakage test

Gauge Pressure Range: 0-2000bar

Hose Length: 500mm (x6)

Hose Fittings: M12 x 1.5 (x2), M14 x 1.5 (x2), M14 x 1 (x1), M16 x 1 (x1)

Hose Fitting Adaptors: M12 x 1.25 (x2), M14 x 1.25 (x2)

Dummy Regulator Applications: Bosch CP1, Bosch CP3, Bosch CP4, Delphi DFP1/DFP3, Denso HP1/HP2, Denso HP3, Siemens DCP1, Siemens DCP2

Injector Pipe Blanks: M12 x 1.5 (x6), M14 x 1.5 (x6), M14 x 1 (x6)

Pump Outlet Blank: M12 x 1 (x1)



A AK6570
14mm 3/8" Sq Drive 12-Point Spark Plug Socket with Universal Joint

Designed for use where plug clearance is tight. Standard depth, thin wall, Chrome Vanadium steel 12-point 3/8" Sq drive 14mm socket with magnetic insert to retain spark plug. Features a universal joint with a built-in 85mm extension for ease of access.

Drive:	3/8" Sq
Size:	14mm
Length:	150mm



B AK6556
4pc 3/8" Sq Drive Spark Plug Socket Set

Forged, Chrome Vanadium steel, 3/8" Sq drive WallDrive® sockets with rubber plug retention, external hex and polished chrome finish. Set includes thin walled 16mm socket, for where clearance is tight.

Drive:	3/8" Sq
Sizes:	14, 16, 21mm, 16mm Thin Wall



C AK65561
4pc 3/8" Sq Drive Spark Plug Socket Set - Magnetic

Forged, Chrome Vanadium steel, 3/8" Sq drive WallDrive® sockets with magnetic plug retention, external hex and polished chrome finish. Set includes thin walled 16mm socket, for where clearance is tight.

Drive:	3/8" Sq
Sizes:	14, 16, 21mm, 16mm Thin Wall



D-E SEE BELOW
3/8" Sq Drive Thin Wall Spark Plug Sockets

Designed for use where plug clearance is tight. Standard depth, thin wall, 3/8" Sq drive WallDrive® sockets.

Model No:	Drive:	Size:	Type:
D AK6557	3/8" Sq	14mm	6-point
E AK6558	3/8" Sq	16mm	12-point



F AK6550
4pc 3/8" Sq Drive T-Bar & Spark Plug Socket Set with Rubber Inserts

Comfort grip T-handle 3/8" Sq drive. Features 2-in-1 wobble and rigid bar. Simply push the socket further onto the bar to fasten in the rigid position. Includes 14mm Bi-hex, 16 and 21mm 6-point Chrome Vanadium spark plug sockets with rubber inserts.

Drive:	3/8" Sq
Sizes:	14, 16, 21mm



G SEE BELOW
Magnetic Spark Plug Sockets

Magnetic spark plug sockets. Forged Chrome Vanadium steel, hardened, tempered and chrome plated.

Model No:	Drive:	Size:
AK654	3/8" Sq	16mm
AK6541	3/8" Sq	21mm
AK6543	1/2" Sq	16mm
AK6544	1/2" Sq	21mm



H AK1621
16 & 21mm Long Reach Double End Spark Plug Socket

Designed for either 16mm or 21mm deep-seated spark plugs.


Sizes:	16, 21mm
Length:	300mm



I-J SEE BELOW
3/8" Sq Drive 12-Point Spark Plug Sockets

Designed for use with deep-seated spark plugs. 250mm Long, 3/8" Sq drive, 12-point sockets.

Model No:	Size:	Length:
I AK6551	14mm	250mm
J AK6552	16mm	250mm



K-L SEE BELOW
14mm 3/8" Sq Drive 12-Point Magnetic Spark Plug Sockets

Designed for use where plug clearance is tight. Standard depth, thin wall, 12-point 3/8" Sq drive 14mm sockets with magnetic insert to retain spark plug. Model No. AK6569 features a universal joint for ease of access.

Model No:	Drive:	Size:	Application:
K AK6569	3/8" Sq	14mm	BMW
L AK6568	3/8" Sq	14mm	BMW



A NEW

Rubber Insert

A SMC57

16/21mm Flexi T-Bar Spark Plug Wrench

3/8" Drive 16 and 21mm Chrome Vanadium mirror finish spark plug sockets, suitable for 10 and 14mm spark plugs. Rubber sleeved T-Handle Bar is designed to allow maximum leverage to be applied. Ideal for use in confined areas with the 360° Universal Joint. Internal rubber sleeves in the sockets hold and prevent damage to the spark plugs.



B 3/8" Sq Drive 12mm

B VS724

12mm Spark Plug Thread Chaser

Suitable for cleaning corrosion and carbon build-up from spark plug threads. Also possible to restore minor cross threading damage. Designed for deep-seated plugs where a slim profile drive is necessary to fit down into the head. Features shank above threads for recessed threads.

Drive:	3/8" Sq
Size:	12mm (1.25mm pitch)
Thread Length:	20mm
Maximum Drive Diameter:	Ø18mm




C

C VS525

14 & 18mm Spark Plug Thread Chaser

Suitable for cleaning corrosion and carbon build-up from spark plug threads. Also possible to restore minor cross threading damage. Use with a 21mm spark plug socket.

Size:	14, 18mm
Thread Lengths:	15mm, 18mm
Maximum Drive Diameter:	Ø21mm




D

D VS301

Spark Plug Thread Repair Kit

Comprehensive and time-saving kit of spark plug thread repair tools. Especially suitable for the repair of deep-seated plug configurations. Incorporates taper and plug taps together with integrated ream. Stepped tap ensures correct alignment of cutter in existing spark plug hole. Extension tools allow easy-access to the bottom of the plug recess. Includes set of plug inserts.

Contents:	
Tap:	M14 x 1.25mm
Step Taps:	M14 x 1.25, M16 x 1.25mm
Insert Lengths:	9.4, 15mm
Replacement Inserts (Packs of 10):	
VS301.9 (9.4mm), VS301.15 (15mm)	



G MM

G VS518

Spark Plug Feeler Gauge

Specially designed for gapping spark plugs and suitable for both traditional copper and precious metal plugs. Features an electrode adjuster allowing the electrode to be adjusted without levering against the core which can be easily damaged. Blade dimensions 75 x 13mm.

Blade Sizes:	0.5, 0.6, 0.7, 0.8, 0.9, 1, 1.1mm
--------------	-----------------------------------




E

E VS867

300mm Spark Plug Pliers

Suitable for removal of spark plug boot on deep-seated engine applications. Composite handles provide insulation from HT shock and give added comfort and control.

Length:	300mm
---------	-------



F

F VS5294

5pc Ignition Coil Puller Set - VAG

Suitable for installation/removal of ignition coils and separating the HT leads from deep-seated spark plugs on VAG vehicles. Long shafts with composite T-style handle for added control and stability. Prevents damage to ignition coils whilst allowing faster removal.



H

H VS5293

Spark Plug Lead Tool - VAG

Essential tool for spark plug removal. Separates the HT leads from the deep-seated spark plugs fitted to VAG vehicles.

Length:	290mm
---------	-------



F



A SX032
7pc 3/8" & 1/2" Sq Drive Oxygen Sensor Socket Set

3/8" & 1/2" Sq Drive

Suitable for Titania and Zirconia oxygen sensors found on most modern vehicles. Windows and slots enable sockets to be fitted over wiring harness.

Contents: 3/8" Sq Drive; 22mm (7/8") Offset Oxygen Sensor Socket - 30mm, 3/8" Sq/1" Wrench Drive; 22mm (7/8") Wide Slot Oxygen Sensor Socket - 90mm, Narrow Slot Vacuum Sensor Socket - 80mm, 3/8" Sq Drive/1-1/8" Wrench; 27mm (1-1/16") Oil Sender Unit Socket - 74mm, 1/2" Sq Drive; 27mm (1-1/16") Injector Socket - 85mm, 29mm Oxygen Sensor Socket - 90mm, 1/2" Sq Drive (8-Point); 22mm (7/8") Offset Heated Oxygen Sensor Socket - 50mm



D
 3/8" Sq Drive

D SX022
22mm 3/8" Sq Drive Oxygen Sensor Socket

Hardened and tempered Chrome Vanadium steel socket with blackened finish. Suitable for heated and unheated oxygen sensors. Cut-out section allows socket to pass over wiring.

Drive:	3/8" Sq
Size:	22mm
Length:	90mm



I



B SX0320
5pc 3/8" & 1/2" Sq Drive Oxygen Sensor & Thread Chaser Set

3/8" & 1/2" Sq Drive

Suitable for oxygen sensors found on most modern vehicles. Cut-out and slots enable sockets to be fitted over wiring harness. Includes two chasers for cleaning and repairing damaged threads. Supplied in storage case.

Sockets:	3/8" Sq Drive; Straight - 80mm, Deep - 22mm, Offset - 31mm High - 22mm, 1/2" Sq Drive; Offset - 50mm, High - 22mm
Thread Chasers:	M12 x 1.25mm, M18 x 1.5mm



E
 1/2" Sq Drive

Extra-Long

E SX0221
22mm 1/2" Sq Drive Extra-Long Oxygen Sensor Socket

Suitable for deep-seated and longer type oxygen sensors found on modern vehicles. Cut-out section enables socket to be fitted over wiring harness.

Drive:	1/2" Sq
Size:	22mm
Length:	150mm



G-H SEE BELOW
Oxygen Sensor Port Thread Chasers

Suitable for cleaning and repairing damaged threads on the exhaust oxygen sensor port. Use with 21mm socket.

Model No:	VS527	VS528
Drive:	21mm	21mm
Thread Size:	M12 x 1.25mm	M18 x 1.5mm

I VS925
Lambda Sensor Tester/Simulator

Tests Zirconia and Titania lambda sensors and ECU. Suitable for 1, 2, 3 and 4 wire sensors, heated and unheated. LED display shows crossover signal from sensor. Simulates rich or lean mixture signals to check ECU response. Insulation-piercing clip for quick and easy connection plus display to confirm wire identity. Features a low battery indicator and powered by 9V battery (supplied).



C VS5281
Oxygen Sensor Thread Repair Kit

Time and money saving kit for replacing damaged oxygen sensor threads with a new threaded insert. Kit includes installation tool, reamer, two taps and five inserts in storage case.

Insert Thread Size:	M18 x 1.5mm
Tap Sizes:	M18 x 1.5, M20 x 1.5mm
Replacement Inserts:	VS5281R (Pack of 5)



F

F SX0222
22mm Oxygen Sensor Wrench with Flexi-Handle

Hardened and tempered Chrome Vanadium steel socket head with polished chrome finish. Flexible joint with off-set grip for maximum access. Suitable for heated and unheated oxygen sensors. Cut-out section allows socket to pass over wiring.

Size:	22mm
Socket Depth:	30mm




J SX0321
6pc EGT Sensor Socket Set

3/8" Sq Drive

EGT (Exhaust Gas Temperature) sensor socket set includes both straight and offset versions. Specially designed to reach 13, 14 and 17mm EGT sockets. 6-Point 3/8" Sq Drive with a black phosphate finish.


Contents:	6-point 3/8" Sq Drive Sockets; Straight and Offset (one of each); 13, 14, 17mm
------------------	--



A VS2048
Leak Back Master Kit
Bosch/Delphi/Denso



Updated kit designed to measure return fuel flow on diesel vehicles up to 6-cylinders, fitted with common rail injection system. Identifies worn, blocked or inoperative injectors quickly and easily. Contains measurement tubes for short term tests and measurement bottles for long term, more accurate evaluation. Master kit includes range of adaptors to suit Bosch, Delphi, New Delphi and Denso injectors for comprehensive coverage of common rail diesel vehicles. Supplied in storage case.



B VS2046

Injector Flow Test Kit - Common Rail

Designed to measure return fuel flow on diesel vehicles up to 6-cylinders fitted with common rail injection system. Identifies worn, blocked or inoperative injectors quickly and easily. Supplied with measurement tubes for short term tests and measurement bottles for long term, more accurate evaluation. Supplied in storage case.



C VS2058
Injector Nozzle Tester

Enables the testing of injectors under pressure. Fitted with Ø88mm gauge with rubber bumper reading both psi and bar. Ideal for checking of atomisation pattern and opening pressure. Transparent reservoir fitted with fine filter. Supplied with two injector connection pipes.

Gauge Scale:	0-600bar/0-8700psi
Connecting Pipework:	M12/M14



D VS557


12pc Fuel Line Blanks Set

Set of 12 diesel fuel line blanks, mainly fitted to Ford, PSA and Renault. Contains six pairs of male and female connectors covering three connector types. Ideal for stopping the flow of fuel after pipework has been disconnected.




E VSE210
Fuel Injection Pressure Test Kit

Comprehensive kit of adaptors and fittings for modern petrol fuel injection systems. Components fitted with quick coupling system and safety valve to prevent inadvertent discharge of fuel under pressure. Supplied with large high pressure gauge reading 0-145psi and 0-1000kPa and a small low pressure gauge for accurate low pressure readings. Pressure release valve fitted with long drain hose allows safe recovery of fuel. Supplied in storage case.



F VSE212
Fuel Injection Pressure Test Kit

Comprehensive kit of hoses, adaptors and fittings for testing the pressure on modern petrol fuel injection systems. Fitted with quick couplings and safety valve to prevent inadvertent discharge of fuel under pressure. Supplied with Ø92mm single high pressure gauge with rubber bumper, reading 0-140psi and 0-10bar. Pressure release valve fitted with long drain hose allows safe recovery of fuel. Supplied in storage case.



G VSE211
Fuel Injection Pressure Test Kit - Test Port

Comprehensive kit of adaptors and fittings for modern Schrader test port fuel injection systems. Components fitted with quick coupling system and safety valve to prevent inadvertent discharge of fuel under pressure. Supplied with large high pressure gauge reading 0-145psi and 0-1000kPa. Gauge has hanging hook and protective bumper. Pressure release valve fitted with long drain hose allows safe recovery of fuel. Supplied in storage case.



A VS1800
20pc Cleaning & Decarbonising Brush Set

Ideal for cleaning and decarbonising areas with limited access, especially injector apertures before refitting. Supplied in sizes from Ø9-19mm in brass, nylon and steel. Features quick release extension bar for increased reach.


Brush Fill/Overall:	50/100mm
Brush Sizes:	Ø9, 11, 13, 15, 17, 19mm
Brush Type:	Brass, Steel, Nylon
Extension Bar Length:	150mm
Quick Release Coupling Diameter:	Ø14mm



B NEW
B VS1910
38pc Injector Bore Cleaning Brush Set

Ideal for cleaning and decarbonising areas with limited access, especially injector apertures before refitting. One-Piece 150mm extension. Supplied in storage case.

Brush Sizes:	Ø8-19mm
Brush Type:	Brass, Steel, Nylon
Extension Bar Length:	150mm



C NEW
C VS1900
14pc Injector Bore Cleaning Brush Set

Ideal for cleaning and decarbonising areas with limited access, especially injector apertures before refitting. Set includes three brass brushes, two end brushes 15/19mm, one extension bar, one steel rod and six blanking plugs.

Brush Sizes:	Ø18, 20, 25mm
Brush Type:	Brass, Steel
Extension Bar Length:	200mm



D NEW
D VS1920
2pc Injector Bore Cleaning Brush

2-Piece injector bore cleaning brush set. Ideal for cleaning and decarbonising areas with limited access, especially injector apertures before refitting.

Brush Sizes:	Ø10-34.5mm, 15mm
--------------	------------------



F VS2054
Injector Seal Removal Tool

Designed to remove the copper injector seal when it has stuck into the head. Adjusts to allow seals with Ø6.7-8.7mm internal diameter to be removed. Simply drop the tool into the hole left by the injector, tighten the handle and lift out the seal.

Minimum/Maximum Internal Size:	Ø6.7/8.7mm
Length:	265mm



E VS2055
10pc Diesel Injector Seat Cleaner Set

Set of seven diesel injector seat cleaners, ream, centring pilot and T-handle. Used to clean/decarbonise injector seats when changing injectors. Helps to avoid blow-back due to poorly seated injectors. Suitable for a wide range of vehicles.

Centring Pilot:	7mm
Reamer Sizes & Applications:	15mm Flat; Various Vehicles, 17mm Flat (x2); Delphi/Bosch (BMW, PSA, Ford), Bosch (Mercedes CRD), 17mm Angled (x2); (Fiat, Iveco), 18mm Flat; Various Vehicles, 20mm Flat; Various Vehicles, 15.5mm Side Ream



G-I SEE BELOW
1/2" Sq Drive Injector Sockets

Chrome Vanadium steel sockets for diesel injector removal and installation. Suitable for injectors fitted to Ford, Mitsubishi, Nissan, Vauxhall/Opel, VW and commercial vehicles.


	G	H	I
Model No:	SX024	SX041	SX042
Size:	27mm	22mm	21mm
Depth:	80mm	100mm	84mm



J VS2061
4pc Injector Socket Set - Commercial

Suitable for the removal and installation of truck and bus diesel injectors. Castellated socket fits common injectors on MAN, Mercedes, Neoplan and Setra. Also suitable for some Iveco, Renault and Scania vehicles.


Sizes:	1/2" Sq Drive x 72mm x 4-Tooth, 1/2" Sq Drive x 120mm x 3-Tooth, Hex 32mm x 70mm x 4-Tooth (M14 x 1.5mm Receiver Thread), Hex 32mm x 122mm x 4-Tooth for MAN, Mercedes, Neoplan, Setra
--------	--



K SX0401
6pc 1/2" Sq Drive Injector Window Socket Set

Six, Chrome Molybdenum, open-sided, 1/2" Sq drive sockets for injector removal and installation.

Drive:	1/2" Sq
Sizes:	90 x 21mm, 80 x 22mm, 110 x 22mm, 80 x 27mm, 80 x 28mm, 83 x 28mm




A VS2059

Injector Puller Set

Suitable for the fast and safe removal of Bosch, Delphi, Denso and Siemens diesel injectors. Set includes keys and deep open profile sockets, used to dismantle injectors, plus adaptors for attaching the slide hammer securely to the body of the injector. Ball joint allows hammer to be used in confined areas. Supplied in storage case.

Contents: Slide Hammer, 1/2" Sq Drive Sockets; 25, 27, 29, 30mm, Tamperproof Key, Adaptor (x5) (Bosch, Delphi, Denso, Siemens), Ball Joint



B




Master

B VS2064

Injector Master Kit

Suitable for the removal of Bosch, Delphi, Denso, Siemens and Pompe Duse diesel injectors. Set includes keys and deep open profile sockets, used to dismantle injectors, plus a selection of adaptors for attaching the slide hammer securely to the body of the injector. Ball joint and choice of two sizes of slide hammer allow access in confined areas if required. Supplied in storage case.

Contents: Slide Hammers; 1.3kg with 150mm Shaft, 4kg with 400mm Shaft, 4kg Slide Hammer Handle, Flexible Joint, 10mm Security Hex Key, Male Adaptors; 10 x 1.5, 16 x 1.5, 17 x 1, 20 x 1, 25 x 1, 27 x 1mm, Female Adaptors; 14 x 1.5, 27 x 1mm (3pc), Hexagonal Adaptors; 17mm (10 x 1.5 Female), 21mm (14 x 1.5 Female), C & J Adaptors (Pompe Duse), Claw Adaptor, Injector Cap Sockets 1/2" Sq Drive; 25, 27, 29, 30mm



C

BMW

C VS2075

Injector Puller - BMW M47/M57

Designed for removing BMW 2.0, 2.5, 3.0 diesel fuel injectors from M47/M57 engines. Allows the removal of seized injectors without the need to remove the cylinder head. Bridge fits perfectly on the cylinder head preventing damage to the area surrounding the injector. Also suitable for some Land Rover, MG and Vauxhall/Opel vehicles that share the same engine.

Applications: 2.0, 2.5, 3.0
Engine Codes: M47/M57

Contents: Pulling Bridge, Bridge Leg (x4), 10mm Security Hex Key, Ø27mm Injector Cap Socket, Injector Force Screw Thread; Ø17mm Male x 1mm Pitch, Injector Force Screw Nut



D NEW

FORD



D VS2077

Diesel Injector Puller - Ford EcoBlue 2.0L

Suitable for Ford EcoBlue 2.0L engines. Extracts diesel two-piece injectors easily without damaging the injector or head. Equivalent to OEM 303-1690, 303-1690-01.

Applications: FORD EcoBlue 2.0L TDCi diesel engine. Transit 2014 onwards, Transit Custom 2012 onwards, Edge, Focus, Galaxy, Kuga, Mondeo, Ranger, S-Max, Ranger 2.0L EcoBlue Bi-Turbo Diesel: 2012.00 (04/2011-), Galaxy 2.0L EcoBlue Bi-Turbo Diesel: 2015.50 (01/2015-), S-MAX 2.0L EcoBlue Bi-Turbo Diesel: 2015.50 (01/2015-), Edge 2.0L EcoBlue Bi-Turbo Diesel: 2016.00 (08/2015-), Transit 2.0L EcoBlue Diesel - AWD, RWD: 2014.50 (08/2013-), Transit 2.0L EcoBlue Diesel - AWD, RWD: 2019.75 (10/2018-), Transit 2.0L EcoBlue Diesel - FWD: 2014.50 (08/2013-), Transit 2.0L EcoBlue Diesel - FWD: 2019.75 (10/2018-), Ranger 2.0L EcoBlue Diesel: 2012.00 (04/2011-), Transit Custom 2.0L EcoBlue Diesel: 2012.75 (04/2012-), Mondeo 2.0L EcoBlue Diesel: 2014.75 (10/2014-), Galaxy 2.0L EcoBlue Diesel: 2015.50 (01/2015-), S-MAX 2.0L EcoBlue Diesel: 2015.50 (01/2015-), Edge 2.0L EcoBlue Diesel: 2016.00 (08/2015-), Focus 2.0L EcoBlue Diesel: 2019.00 (01/2018-), Kuga 2.0L EcoBlue Diesel: 2020 (07/2019-)

OEM: 303-1690, 303-1690-01



E



E VS2049

Bosch/Delphi Diesel Injector Puller Set

Suitable for the removal of stubborn Bosch/Delphi diesel injectors. Set includes two adaptors for different removal methods. The first screws onto the injector cap and the second locates internally inside the injector allowing extra force to be used. Features a flexible joint allowing the slide hammer to be used in restricted areas. Supplied in storage case.

Contents: 1.8kg Slide Hammer, Flexible Joint, Adaptors (x2) - Ø17mm Male x 1mm Pitch, Ø27mm Female x 1mm Pitch, 10mm Security Hex Key, Injector Cap Socket



F



F VS2040

Injector Lifter

Designed to aid the removal of diesel injectors, limiting the risk of damage to injector and cylinder head. Set includes female adaptor for Ø12mm x 1.5mm injector pipe threads, plus mini slide hammer.

Contents: Female Adaptor; Ø12mm x 1.5mm Thread, 0.8kg Slide Hammer






A VS7950
Diesel Injector Puller - Bosch
 Suitable for Bosch injectors fitted in a wide variety of diesel engines. Used in conjunction with a slide hammer (not included - see page 727).



C VS7940
Diesel Injector Puller - Kia/Hyundai
 Suitable for Hyundai and Kia D4CB engines. Used in conjunction with a slide hammer (not included - see page 727).
Applications: Hyundai; H200 (01-08), H300 (08-18), i800 (08-18), iLoad (08-18), Montana (11-18), Kia; Sorento (02-10)




D VS9033
Injector Removal Tool Mercedes M271 Engine
 Injector removal tool for Mercedes M271 engine.




G VS2068
8pc Diesel Injector Repair Socket Set
 Suitable for repairs on Bosch, Denso and Siemens injectors. 6.6, 7.6mm Hex security bits 20mm Hex/1/2" Sq Drive. 16mm 8-sided socket for Bosch common rail Injectors. Denso common rail injector valve seat removal tool. Injector ball valve lapping tools and guide. Manufactured from Chrome Vanadium steel and S45C. Supplied in storage case.
Drive: 1/2" Sq
Applications: Bosch, Denso and Siemens injectors



B VS2067
Petrol Injector Puller - Ford EcoBoost
 Extracts petrol injectors easily without damaging the injector or head. Includes slide hammer and specially designed injector claw. Equivalent to OEM 310-206.
Applications: Ford; GDi & GTDi EcoBoost engine ranges from 1.0L to 2.3L



E VS2541
Land Rover TD5 Injector Puller
 Suitable for Land Rover Defender (1999 - 2007), Discovery II (1998- 2005). TD5 Diesel engine codes 10P, 15P, 16P. Includes a slide hammer.
Applications: Land Rover Defender (1999 - 2007), Discovery II (1998- 2005)



H VS640
Mercedes CDI Injector Stud Repair Kit
 Threaded insert repair kit for Mercedes CDI engine Injector clamping bolt. Enables a broken stud repair to be carried out with minimal dismantling. Contents: M8 x 1mm Tap, 7mm/8mm Stepped Drill, 6mm Drill, Drill Guide, Thread Insert Fitting Tool, M8 x 1mm Threaded Inserts (x5). Thread inserts available separately in packs of five.
Associated Tool: VS640RF - Thread Repair Insert Refill - Pack of 5 (see I).



F VSE5217
Diesel Injector Puller - Jaguar, Land Rover
 Suitable for 2.7TDi V6 and 3.6TDi V8 common rail diesel engines. Applicable to 276DT and 368DT engine codes used in Jaguar and Land Rover vehicles.



J PP100
0-30V Power Scope Automotive Probe
 For full details, see page 459.





A NEW

A VS1910
38pc Injector Bore Cleaning Brush Set

Ideal for cleaning and decarbonising areas with limited access, especially injector apertures before refitting. Set includes brass, steel and nylon brushes Ø8-19mm, soft grip handle and one-piece 150mm extension. Supplied in storage case. For full specification, see page 484.



C

MERCEDES



C VS2056
Injector Puller - Mercedes CDI

Specially designed for the removal of stubborn diesel injectors fitted on Mercedes CDI engines. Features injector cap removal socket, security hex key for removing the inner part of the injector, and a puller to remove the injector without damaging the cam cover. This engine type is fitted mainly to C-Class, E-Class and Sprinter vehicles. Supplied in storage case.

Contents: Puller Thread Size; Ø17mm x 1mm Pitch



E



E FSCD300
Fuel System Cleaner - Diesel Engines

For use in diesel powered vehicles, designed to remove resin deposits, prevent the oxidation of fuel and the growth of micro-organisms. Lubricates and protects the diesel injection system and the upper cylinder area. Suitable for all diesel engines including those fitted with a particle filter, turbocharger and catalytic converter. Pour directly into the fuel tank when refuelling, one 300ml can treats 80L of diesel fuel.

Size: 300ml



B



**CITROEN
FIAT
PEUGEOT**

B VS2005
Diesel Injector Puller - Citroen, Peugeot, Fiat

Comprehensive set for removing Citroen/Peugeot 2.0/2.2HDI 16v fuel injectors. Allows the removal of seized injectors without the need to remove the cylinder head. Bridge fits perfectly on the cylinder head preventing damage to the area surrounding the injector. Supplied in storage case.

Applications:

Citroen 2.0HDI: C4 (04-13), C4 Picasso/Grand Picasso (06-13), DS4 (11-13), C5 (04-15), DS5 (12-15), C8 (02-10), Dispatch (99-12), Jumpy III (07-12)

Citroen 2.2HDI: C5 (07-09), C6 (06-11), C8 (02-10), C-Crosser (07-12)

Peugeot 2.0HDI: 307 (01-09), 308 (07-16), 3008 (02-15), 407 (04-12), 508 (11-16), 5008 (09-16), 607 (00-11), RCZ (10-15), Expert III (07-16)

Peugeot 2.2HDI: 508 (11-15), 4007 (07-12), 607 (00-09), 807 (02-10)

Fiat 2.0D Multijet: Scudo (07-13)

Contents: Pulling Bridge, Bridge Leg (x3), 10mm Security Hex Key, Injector Cap Sockets; Ø25, Ø29mm, Injector Force Screw Threads; Ø17mm Male x 1mm Pitch, Ø25mm x 1mm Pitch, Injector Force Screw Nut



D

MM 3/8" Sq Drive

D AK6985
9pc 3/8" Sq Drive Injector Pipe Socket Set

Set includes flexible 3/8" Sq drive adaptor, hinged at both ends for ease of access to confined areas and 10-17mm crow's foot injector pipe sockets. Supplied in a storage case.

Contents: Crow's Foot Injector Pipe Sockets: 3/8" Sq Drive; 10, 11, 12, 13, 14, 15, 16, 17mm



G NEW

3/8" Sq Drive



G AK6900
17mm Multi-point 3/8" Sq Drive Fuel Pipe Socket

Fuel pipe socket, 3/8" Sq drive 17mm multi-point end. Suitable for removing and installing high pressure fuel pipes. Manufactured from Chrome Vanadium.




F



F FSCP300
Fuel System Cleaner - Petrol Engines

High performance fuel system cleaner for all petrol engines. Removes varnish and gum deposits from the entire fuel system. One can sufficient for 60 to 80L of petrol, add to the fuel tank before refuelling.

Size: 300ml




H

H VSE3158
Compression Test Kit

For more information, see page 430.






A-D SEE BELOW
Piston Ring Compressors

Quality construction with sprung steel wraps and ratchet action tension mechanism. Supplied with steel key.

	A	B	C	D
Model No:	VS158	VS157	VS156	VS155
Depth:	150mm	100mm	75mm	75mm
Capacity:	Ø60-150mm	Ø60-150mm	Ø60-175mm	Ø60-125mm



F VS164
Ø40-100mm Piston Ring Installation Pliers
 Designed for the installation and removal of Ø40-100mm piston rings. Jaws are shaped to protect the piston ring from damage. Vinyl gripped handles with spring-return mechanism.



G VS164
Piston Ring Pliers 1.2-5mm Capacity
 Installs and removes piston rings from 1.2mm to 5mm. Vinyl gripped handles with spring-return mechanism.



I VS148
Piston Ring Groove Cleaner
 Fast and reliable removal of carbon and glaze deposits from piston ring grooves. Suitable for pistons between Ø51mm and Ø127mm. Supplied with three 6-bladed cutters covering most popular piston groove sizes.

Cutter #1:	1/16", 5/64", 3/32", 1/8", 5/32", 3/16"
Cutter #2:	2, 2.5, 3, 4, 4.5mm, 1/4"
Cutter #3:	1.2, 1.5, 1.8, 2.8, 5, 5.5mm



J VS173
Camshaft Positioning Tool
 Adjustable legs allow insertion of pegs into holes in camshaft pulleys. Suitable for coarse and fine positioning of camshaft for timing on a variety of engines including Ford Zeta and Zetec.

Length:	385mm
---------	-------



K GSA70
Ø50mm Disc Air Orbital Sander
 For more information, see page 817.



E VS8113
Ø8mm Wi-Fi Borescope
 Ø8mm Wi-Fi Borescope, compatible with iOS, Android and Windows operating system. IP67 Rated camera and cable up to LED light control switch. Up to 720HD resolution. 2m Pixel camera with six LEDs and a 800mAh battery. The kit includes charging cable, hook, magnet and side mirror. Cable length of 5m. Transmission distance within 5-30m.

Camera:	Ø8mm
Camera Probe Length:	5m
Viewing Angle:	70°
Pod Length:	45mm
Adjustable Light Control:	✓
Optional Probes:	✗
Record Function (Video & Still):	✓
Screen Resolution:	640 x 480, 1280 x 720 pixels
Mirror Flip/Rotate Function:	✓
Power Source:	800mAh Battery
Accessories:	45° Mirror, Magnetic Pick-Up & Hook



H VS8233A
Ø6mm Video Borescope - Articulated
 Portable articulated borescope supplied with 70mm TFT colour display. Mini waterproof (IP67) camera with integral light (Ø6mm) mounted on 800mm flexible 2-way articulated probe. Using an attached dial, the camera head angle can be changed by up to 350° without having to remove camera from inspection area. Using 8GB micro SD card (supplied) up to 9hrs of video and 20000 still images can be recorded. Videos and still images can be downloaded to a PC via USB data cable (supplied). CMOS camera with six LED probe light and a focus distance of 20-50mm for fine control of light output and clear pictures. Potential applications; automobile maintenance, engine inspection, pipe line exploration etc. Powered by 4x AA batteries (not included).

Camera:	Ø6mm
Camera Probe Length:	800mm
Viewing Angle:	60°
Pod Length:	20mm
Screen Size:	70mm
Screen Resolution:	640 x 480 pixels (Colour)




A 3-Leg

A VS162
Triple Leg Cylinder Hone
75mm Medium Stones

For removal of heat glaze and carbon deposits on cylinder walls. Fitted with 75mm, medium grade cutting stones and suitable for cylinders up to Ø175mm. Range collar adjusts arm travel between Ø50mm and Ø100mm or Ø100mm and Ø175mm. Adjustable spring tension gives finish control.

Size: Ø50-175mm




B 2-Leg

B VS022
Twin Leg Cylinder Hone

Flexible drive shaft and adjustable cutting control. Fitted with 28.5mm (1-1/8") medium grade stones with adjustable capacity from Ø20 to 64mm. Suitable for small brake cylinders.

Size: Ø20-64mm



C 3-Leg

C VS023
Triple Leg Cylinder Hone

Flexible drive shaft and adjustable cutting control. Fitted with 28.5mm (1-1/8") medium grade stones with adjustable capacity from Ø25 to 64mm. Suitable for small and medium sized brake cylinders.

Size: Ø25-64mm



D

D SEE BELOW
Replacement Stone Sets for VS162

Model No:	Grade:	Pack Quantity:
VS1621	Medium	3 Stones
VS1622	Course	3 Stones
VS1623	Fine	3 Stones



B



E

E SEE BELOW
Replacement Stone Sets for VS022 & VS023

Model No:	Grade:	Pack Quantity:
VS0221	Medium	3 Stones
VS0222	Fine	3 Stones



F

F VS029
4-in-1 Cylinder Hone Kit

Four cylinder-honing tools in one kit covering 18mm to 89mm cylinder bores. Suitable for honing and de-glazing car brake and clutch cylinders plus motorcycle, outboard and lawnmower engine cylinders. Adjustable honing pressure and flexible drive shaft. Kit includes an assortment of 220 Grit stones. Supplied in storage case.

Leg Configuration:	Bore Sizes:
Large Triple:	Ø32-89mm
Small Triple:	Ø19-68mm
Standard Twin:	Ø18-64mm
Stone Sizes:	3 x 18, 3 x 28, 3 x 50mm




G

G VS809
Adaptive Cruise Control
Adjustment Tool - VAG

For adjusting the adaptive cruise control (ACC) RADAR unit. Equivalent to VAG tool VAS6190/2. Manufactured from Chrome Vanadium with satin finish.

Overall Length: 256mm



H Extendable

H VS0140
1.2m Telescopic Bonnet/Tailgate Support

Three tier telescopic aluminium tailgate/bonnet support with tough rubber pads at each end. Lock in any position with a simple twist. Also suitable for holding open doors, depressing clutch, brake or accelerator pedals.

Length: 540-1200mm



I

I VS2033
12mm 3/8\"/>

Designed to access the turbocharger fitting located underneath the turbocharger. Suitable for VAG diesel vehicles. Manufactured from Chrome Vanadium steel.

Size: 12mm





A VS1823
10pc Valve Seat Cutter Set

Suitable for re-cutting inlet/exhaust valve seats concentric to the valve guides. Features tungsten carbide cutting blades, expandable pilots and double end cutters for increased application. Supplied in storage case.

Pilot Range:	5.5, 7-10mm
Cutter Sizes:	Ø28-37mm; 30°, 45° and 75°, Ø37-44mm; 75°, Ø37-46mm; 45° and 60°



D VS1555
Cylinder Head Stands

A pair of support stands which locate into cylinder head via stud holes. Also provides the clearance between head and workbench required when reaming valve guides.

Pin Diameter:	Ø16mm
----------------------	-------



G VS1481
610mm Technician's Straight Edge

Suitable for testing for distortion on cylinder heads and engine blocks during engine overhauls and rebuilds. May be used with feeler gauges for high precision work. Features peg hole for easy storage. Supplied with protective edging for when not in use.



B VS1825
14pc Valve Seat Cutter Set

Suitable for re-cutting inlet/exhaust valve seats concentric to the valve guides. Features tungsten carbide cutting blades, expandable pilots and double end cutters for increased application. Supplied in storage case.

Pilot Range:	5.5, 7-13mm
Cutter Sizes:	Ø28-37mm; 30°, 45° and 75°, Ø37-44mm; 75°, Ø37-46mm; 45° and 60°, Ø37-46mm; 30°, Ø44-52mm; 75°, Ø46mm; 45°, Ø60mm; 30°, Ø52mm; 75°, Ø65mm; 60°



E AK709
10pc Gasket Punch Set

Carbon steel body with spring loaded centring pin. Suitable for cutting gasket material, cork or leather. Supplied in storage case with nine dies.

Contents:	Dies; Ø5, Ø6, Ø8, Ø10, Ø12.5, Ø16, Ø20, Ø25, Ø32mm, Punch
------------------	---



H VS1480
600mm Precision Straight Edge

Suitable for testing for distortion on cylinder heads and engine blocks during engine overhauls and rebuilds. May be used with feeler gauges for high precision work. Supplied in storage case.



C VS1653
2pc Valve Grinder Set

Set of two valve grinders with wooden shafts. Suitable for grinding most engine valves. Features four sizes of rubber suction cup.

Suction Cup Sizes:	15, 20, 28, 34mm
Shaft Lengths:	210, 225mm



F VSR01
Cylinder Head Component Organizer

An essential item for a cylinder head rebuild. Keeps all components neat and tidy as they come off the cylinder head. Saves time and frustration.



I DBG5010
50-160mm Dial Bore Gauge

Precision mechanism with Ø55mm dial and locking rotating bezel, offering an accurate method of measuring a bore or detecting a taper or ovality. Will indicate the deviation from set size by up to 3mm with an accuracy of 0.01mm. Probe body, dial indicator, anvils and spacer rings are also included. Supplied in wooden storage case.


Dial Diameter:	Ø55mm
Maximum Deviation Measurement with Stem:	1mm
Maximum Deviation Measurement, Gauge:	3mm
Range:	50-160mm



A VS152
OHV Valve Spring Compressor
 Suitable for most small and medium sized OHV engines. Fully adjustable jaw with 75-165mm capacity and 150mm throat depth. Parallel lift action with automatic lock.




B VS153
OHC/OHV/CVH Valve Spring Compressor
 Suitable for most small and medium sized OHC engines and also for general use on OHV and CVH engines. Universal jaw with 60-155mm capacity and 160mm throat depth. Parallel lift action with automatic lock.




C VS154
Valve Spring Compressor - Multi-Valve
 Suitable for use on multi-valve petrol and diesel engines with deep-seated valves. Suitable also for general use on OHC, OHV and CVH engines. Universal jaw with 55-175mm capacity and 165mm throat depth. Reversible jaw and adaptor. Twin cam-action permits use from above or below valve.




D VS168
OHV Valve Spring Compressor
 Suitable for the replacement of valve springs and valve stem oil seals without the need to remove the cylinder head. Use in conjunction with Model No. VS1601 compressed air adaptor. Adjustable handle, claws and hooks allow use on most OHV engines.
Note: Not suitable for vehicles with deep-seated valves.



E VS1542
Valve Collet Remover/Installer
 For quick removal/installation of valve collets, firmly push or tap tool with a hammer, magnet in tool captures collets. Can be used with cylinder head in situ or on workbench. Ideal for replacing broken valve springs or valve stem oil seals without removing the head from the engine. For in situ use, a suitable adaptor (not included) will be required to allow compressed air into the combustion chamber to hold the valve closed while compressing the valve spring.



F VS160
OHV Valve Spring Compressor
 Permits valve springs and valve stem oil seals to be replaced without the need to remove the cylinder head when used in conjunction with Model No. VS1601 Compressed Air Adaptor. Reversible jaw adaptor and automatic cam-action lock to preset spring tension. Suitable for use on a wide range of OHV, OHC and CVH engines.
Note: Not suitable for engines with deep-seated valves.



G VS1601
Compressed Air Adaptor
 Use with the Model No's VS160 or VS168 to hold the valves closed whilst spring is compressed. Spark plug adaptor with M14 and M18 threaded fittings for car and light commercial use. Valve assembly maintains cylinder pressure when air supply is cut. Requires a 90-125psi supply. Requires standard bayonet air line coupling (not included).



H VS151
Rocker Arm & Valve Compensator Tool
 Suitable for use on Vauxhall/Opel OHC engines. Permits quick, on-vehicle, removal of rocker arm and valve play compensator. Mounts on camshaft housing. Cast construction with knurled hex head fixing.



I VS1651
Valve Collet Installer/Remover 8/16/24 Valve
 Spring loaded shaft and clips aid simple and secure installation of valve spring collets. Quick and easy retrieval of lost collets using magnetic tip. Suitable for 8, 16 and 24 valve engines. Ideal for use on heads with recessed valves.



J VS150
CVH Valve Spring Compressor - Ford
 Permits valve stem seal and valve spring replacement without the need to remove the cylinder head. Superior cast design with radiused fulcrum for smooth spring compression. Suitable for CVH Ford engines 1.3, 1.4 and 1.6 as fitted to Escort (inc. XR3i and RS Turbo) and Fiesta (inc. RS Turbo).



K VS1671
Valve Stem Seal Pliers
Long Stem Straight 16/24 Valve
 Steel long stem aids removal and installation of valve stem seals on 16 and 24 valve OHC engines. Serrated tips aid grip. Especially suited to stubborn seals.

Length:	220mm
Valve Suitability:	8/16/24

Length:	270mm
---------	-------



A S0517
13 Blade Feeler Gauge - Metric
 Blade dimensions 95 x 10mm.
Blade Sizes: 0.050, 0.100, 0.150, 0.200, 0.250, 0.300, 0.400, 0.500, 0.600, 0.700, 0.800, 0.900, 1mm



D S0514
32 Blade Feeler Gauge - Dual Marked
 Includes 0.010" (0.254mm) brass blade for non-magnetic applications. Blade dimensions 90 x 13mm.
Blade Sizes:
Imperial: 0.0015", 0.002", 0.0025", 0.003", 0.004", 0.005", 0.006", 0.007", 0.008", 0.009", 0.010", 0.011", 0.012", 0.013", 0.014", 0.015", 0.016", 0.017", 0.018", 0.019", 0.020", 0.021", 0.022", 0.023", 0.024", 0.025", 0.026", 0.028", 0.030", 0.032", 0.035" + 0.010" Brass
Metric: 0.038, 0.051, 0.063, 0.076, 0.102, 0.127, 0.152, 0.178, 0.203, 0.229, 0.254, 0.279, 0.305, 0.330, 0.356, 0.381, 0.406, 0.432, 0.457, 0.483, 0.508, 0.553, 0.559, 0.584, 0.610, 0.635, 0.660, 0.771, 0.762, 0.813, 0.889 + 0.254mm Brass



G S0516
12 Blade Offset Feeler Gauge - Dual Marked
 Imperial and Metric. Offset tips are essential for checking tolerances on OHC configurations and suitable for other applications where straight blades will not fit. Sizes 0.008" to 0.026" (0.203 to 0.660mm). Blade dimensions 95 x 13mm (45°-25mm offset).
Blade Sizes:
Imperial: 0.008", 0.010", 0.012", 0.013", 0.014", 0.015", 0.016", 0.018", 0.019", 0.020", 0.025", 0.026"
Metric: 0.203, 0.254, 0.305, 0.330, 0.356, 0.381, 0.406, 0.457, 0.483, 0.508, 0.635, 0.660mm



B S0518
13 Blade Feeler Gauge - Imperial
 Blade dimensions 100 x 10mm.
Blade Sizes: 0.002", 0.004", 0.006", 0.008", 0.010", 0.012", 0.016", 0.020", 0.024", 0.028", 0.032", 0.036", 0.040"



E VS512
35 Blade Feeler Gauge - Dual Marked
 Blade dimensions 75 x 13mm.
Blade Sizes:
Imperial: 0.0015", 0.002", 0.003", 0.004", 0.005", 0.006", 0.007", 0.008", 0.009", 0.010", 0.011", 0.012", 0.013", 0.014", 0.015", 0.016", 0.017", 0.018", 0.019", 0.020", 0.021", 0.022", 0.023", 0.024", 0.025", 0.026", 0.027", 0.028", 0.029", 0.030", 0.031", 0.032", 0.033", 0.034", 0.035"
Metric: 0.038, 0.051, 0.076, 0.102, 0.127, 0.152, 0.178, 0.203, 0.229, 0.254, 0.279, 0.305, 0.330, 0.356, 0.381, 0.406, 0.432, 0.457, 0.483, 0.508, 0.533, 0.559, 0.584, 0.610, 0.635, 0.660, 0.686, 0.711, 0.737, 0.762, 0.787, 0.813, 0.838, 0.864, 0.889mm



H S0515
26 Blade Offset Feeler Gauge - Dual Marked
 Offset tips are essential for checking tolerances on OHC configurations and suitable for other applications where straight blades will not fit. Blade dimensions 100 x 12.7mm (45°-25mm offset).
Blade Sizes:
Imperial: 0.005", 0.006", 0.007", 0.008", 0.009", 0.010", 0.011", 0.012", 0.013", 0.014", 0.015", 0.016", 0.017", 0.018", 0.019", 0.020", 0.021", 0.022", 0.023", 0.024", 0.025", 0.026", 0.027", 0.028", 0.029", 0.030"
Metric: 0.127, 0.152, 0.178, 0.203, 0.229, 0.254, 0.279, 0.305, 0.330, 0.356, 0.381, 0.406, 0.432, 0.457, 0.483, 0.508, 0.533, 0.559, 0.584, 0.610, 0.635, 0.660, 0.686, 0.711, 0.737, 0.762mm



C VS511
15 Blade Feeler Gauge - Metric
 Blade dimensions 75 x 13mm.
Blade Sizes: 0.06, 0.07, 0.08, 0.10, 0.15, 0.20, 0.25, 0.30, 0.35, 0.40, 0.45, 0.50, 0.55, 0.60, 0.70mm



F VS513
36 Blade Combination Steel/Brass Feeler Gauge - Dual Marked
 30 Steel blades and six brass blades for non-magnetic applications on electronic ignition systems. Blade dimensions 75 x 13mm.
Blade Sizes:
Imperial Steel: 0.002", 0.0025", 0.003", 0.004", 0.005", 0.006", 0.007", 0.008", 0.009", 0.010", 0.011", 0.012", 0.013", 0.014", 0.015", 0.016", 0.017", 0.018", 0.019", 0.020", 0.021", 0.022", 0.023", 0.024", 0.025", 0.026", 0.028", 0.030", 0.032", 0.035"
Imperial Brass: 0.006", 0.008", 0.010", 0.012", 0.014", 0.016"
Metric Steel: 0.051, 0.063, 0.076, 0.102, 0.127, 0.152, 0.178, 0.203, 0.229, 0.254, 0.279, 0.305, 0.330, 0.356, 0.381, 0.406, 0.432, 0.457, 0.483, 0.508, 0.533, 0.559, 0.584, 0.610, 0.635, 0.660, 0.711, 0.762, 0.813, 0.889mm
Metric Brass: 0.152, 0.203, 0.254, 0.305, 0.356, 0.406mm



I VS515
26 Blade Offset Feeler Gauge - Dual Marked
 Offset tips are essential for checking tolerances on OHC configurations and suitable for other applications where straight blades cannot reach. Blade dimensions 75 x 13mm (45°-15mm offset).
Blade Sizes:
Imperial: 0.005", 0.006", 0.007", 0.008", 0.009", 0.010", 0.011", 0.012", 0.013", 0.014", 0.015", 0.016", 0.017", 0.018", 0.019", 0.020", 0.021", 0.022", 0.023", 0.024", 0.025", 0.026", 0.027", 0.028", 0.029", 0.030"
Metric: 0.127, 0.152, 0.178, 0.203, 0.229, 0.254, 0.279, 0.305, 0.330, 0.356, 0.381, 0.406, 0.432, 0.457, 0.483, 0.508, 0.533, 0.559, 0.584, 0.610, 0.635, 0.660, 0.686, 0.711, 0.737, 0.762mm



A MM & IMP

A VS516
25 Blade Extra-Long Feeler Gauge
Dual Marked

Extra-Long blade pattern. Dimensions 300 x 13mm.

Blade Sizes:

Imperial: 0.0015", 0.002", 0.003", 0.004", 0.005", 0.006", 0.007", 0.008", 0.009", 0.010", 0.011", 0.012", 0.013", 0.014", 0.015", 0.016", 0.017", 0.018", 0.019", 0.020", 0.021", 0.025", 0.027", 0.030", 0.040"

Metric: 0.038, 0.076, 0.102, 0.127, 0.152, 0.178, 0.203, 0.229, 0.254, 0.279, 0.305, 0.330, 0.356, 0.381, 0.406, 0.432, 0.457, 0.483, 0.508, 0.051, 0.533, 0.635, 0.686, 0.762, 1.02mm



D

D VS158
Spark Plug Feeler Gauge

Specially designed for gapping spark plugs and suitable for both traditional copper and precious metal plugs. Features an electrode adjuster allowing the electrode to be adjusted without levering against the core which can be easily damaged. Blade dimensions 75 x 13mm.

Blade Sizes: 0.5, 0.6, 0.7, 0.8, 0.9, 1, 1.1mm



I

I VS1801
2pc Decarbonising Brush Set

Brassed and crimped steel brushes with flat and pointed fill. Suitable for decarbonising cylinder head ports and components.

Trim Diameter (Flat/Pointed):	Ø15mm, Ø12mm
Trim Length (Flat/Pointed):	25mm
Shank Diameter:	Ø6mm



B

1/2"
Sq Drive

B VS431
1/2"Sq Drive Clip-On Angular Torque Gauge

Steel dial and rotating index line allows operator to accurately tighten cylinder head bolts and other fixings to manufacturer's exact specifications. Long reach flexi arm with clip end provides extra stability and precision.



E

MM & IMP

E VS119
Ramp Type Spark Plug Gauge

Mechanic's plug gap tool adjusts plug gap in graduated ramp sequence. Dual marked in Imperial from 0.020" to 0.100" and Metric from 0.6 to 2.4mm.



G

H

G-H SEE BELOW
Decarbonising Brushes

Flat trimmed brushes with brassed and crimped filaments.

Model No:	Trim Length:	Trim Diameter:
G VS1802	20mm	Ø13mm
H VS1803	28mm	Ø25mm

J AK5538
10pc 1/2"Sq Drive Head Bolt Socket Bit Set

Contents:	
Length 60mm:	M12 (Ribe), T70 (TRX-Star*)
Length 97mm:	M14 (Security Spline)
Length 100mm:	M9 (Ribe)
Length 117mm:	M12 (Ribe)
Length 150mm:	E12 (TRX-Star* Socket), T60H (Security TRX-Star*), M10 (Spline), 10mm (Hex), M10 (Ribe)



C

1/2"
Sq Drive

C VS530
1/2"Sq Drive Angular Torque Gauge

Designed to be used with any 1/2"Sq drive breaker bar. Tough composite dial and rotating index line allow operator to accurately tighten fixing to manufacturer's exact specification. Supplied with fully adjustable reaction arm. Essential measuring tool for the busy workshop.



F

F VS1800
20pc Cleaning & Decarbonising Brush Set

Ideal for cleaning and decarbonising areas with limited access, especially injector apertures before refitting. Supplied in sizes from Ø9 to 19mm in brass, nylon and steel. Features quick release extension bar for increased reach.

Brush Type:	Brass, Steel, Nylon
Brush Fill/Overall:	50/100mm
Brush Sizes:	Ø9, 11, 13, 15, 17, 19mm
Extension Bar Length:	150mm
Quick Release Coupling Diameter:	Ø14mm



F



J

1/2"
Sq Drive

Premier

A VS260

1750W Induction Heater

Mobile induction heater for fast heat delivery. Install appropriate coil and place over or around ferrous metal. Ideal for loosening stubborn and seized fixings. Supplied with two attachable front coils, flexible coil for a customized fit, also a flat coil for heating flat metal and straightening small dents in car bodies. Also suitable for plastic trim/sticker removal and many other applications. Supplied in storage case.

Power:	1750W
Frequency:	50Hz
Supply/Plug Type:	230V/3-Pin
Power Supply Cable Length:	1.5m
Contents:	Direct Coil; Ø20, Ø30mm, Pad Coil; Ø65mm, Flexible Coil; 785mm




A NEW
230V
1750W



B-P SEE BELOW
Induction Coils

Model No:	Type:	Size:	Suitability:
B VS2301	Direct Coil	Ø15mm	VS230, VS240, VS250, VS260
C VS2302	Side Coil	Ø15mm	VS230, VS240, VS250, VS260
D VS2303	Direct Coil	Ø20mm	VS230, VS240, VS250, VS260
E VS2304	Side Coil	Ø20mm	VS230, VS240, VS250, VS260
F VS2305	Direct Coil	Ø28mm	VS230, VS250, VS260
G VS2306	Side Coil	Ø28mm	VS230, VS250, VS260
H VS2307	Direct Coil	Ø32mm	VS230, VS250, VS260
I VS2308	Side Coil	Ø32mm	VS230, VS250, VS260
J VS2309	Pad Coil	Ø55mm	VS230, VS240, VS250, VS260
K VS2310	Flexible Coil	920mm	VS230, VS250, VS260
L VS2311	Induction Block	(W x D x H): 50 x 30 x 35mm	VS230, VS250
M VS23111	Induction Adaptor	Ø29mm	VS230, VS250
N VS2407	Direct Coil	Ø32mm	VS240, VS260
O VS2410	Flexible Coil	830mm	VS240, VS260
P VS2411	U-Coil	430mm	VS240, VS260




A VS240
1000W Induction Heater

Mobile induction heater for fast heat delivery. Install appropriate coil and place over or around ferrous metal. Ideal for loosening stubborn and seized fixings. Supplied with induction pad for plastic trim/sticker removal. Induction element delivers high heat fast and effectively. Supplied in storage case.

Frequency:	50Hz
Power:	1000W
Supply/Plug Type:	230V/3-Pin
Power Supply Cable Length:	2.8m

Contents:	
Model No:	
B VS2407	Ø32mm Direct Coil
C VS2410	830mm Flexible Coil
D VS2411	430mm U-Coil
E VS2303	Ø20mm Direct Coil
F VS2309	Ø55mm Pad Coil



G VS230
2000W Induction Heater

Mobile induction heater for fast heat delivery. Install appropriate coil and place over or around ferrous metal. Ideal for loosening stubborn and seized fixings. Supplied with special dent induction block for panel expansion and induction pad for plastic trim/sticker removal. Induction element delivers high heat fast and effectively. Supplied in storage case.

Frequency:	50Hz
Power:	2000W
Supply/Plug Type:	230V/3-Pin
Power Supply Cable Length:	2m

Contents:	
Model No:	
H VS2303	Ø20mm Direct Coil
I VS2305	Ø30mm Direct Coil
J VS2304	Ø20mm Side Coil
K VS2306	Ø30mm Side Coil
L VS2309	Ø55mm Pad Coil
M VS2310	920mm Flexible Coil
N VS2311	Induction Block (W x D x H): 50 x 30 x 35mm



O VS250
2300W Induction Heater - Rapid Heat

Mobile induction heater for fast heat delivery. Install appropriate coil and place over or around ferrous metal. Ideal for loosening stubborn and seized fixings. Supplied with special dent induction block for panel expansion and induction pad for plastic trim/sticker removal. Induction element delivers high heat rapidly and effectively. Supplied in storage case.

Frequency:	50Hz
Power:	2300W
Supply/Plug Type:	230V/3-Pin
Power Supply Cable Length:	2.8m

Contents:	
Model No:	
P VS2303	Ø20mm Direct Coil
Q VS2305	Ø30mm Direct Coil
R VS2304	Ø20mm Side Coil
S VS2306	Ø30mm Side Coil
T VS2309	Ø55mm Pad Coil
U VS2310	920mm Flexible Coil
V VS2311	Ø29mm Induction Adaptor



A

**A VS1668****3pc Exhaust Pipe Expander Set**

Ideal for fitting aftermarket components to standard exhausts. Used to expand a length of pipe in equal proportions so the pipe is the same diameter and not tapered. Ensures a perfect fit with no leaks and also removes dents and clamp marks.

Capacity:	Small; Ø29-44mm, Medium; Ø40-57mm, Large; Ø54-81mm
Drive:	Small; 17mm Hex, Medium; 17mm Hex, Large; 19mm Hex

B

**B VS16371****Ratcheting Exhaust Pipe Cutter**

Universal application pipe cutter designed for where access is restricted. Ratchet mechanism allows cutting without having to rotate the tool completely around the tubing. Suitable for the toughest materials including stainless steel exhaust pipes.

Maximum Thickness:	3mm
Cutting Capacity:	Ø29-67mm
Replacement Cutting Wheel:	VS16371B

C

**C VS16372****Exhaust Pipe Cutter Pliers**

Suitable for cutting exhaust pipes and steel or copper tubing up to Ø83mm. Plier design handles allow for even cutting pressure and enables access where space is restricted. 90° Handle movement produces a 360° cut.

Maximum Thickness:	2.5mm
Cutting Capacity:	Ø19-83mm

D

**D AK6838****Exhaust Pipe Cutter**

Suitable for cutting thin-wall tubing up to 2.5mm thick. Designed to enable access where space is restricted. Ideal for cutting stainless steel exhaust pipes.

Maximum Thickness:	2.5mm
Cutting Capacity:	Ø75mm
Replacement Chain:	398/CHN182

E

Ø75mm

Disc not included.

**E SA25****Ø75mm Air Cut-Off Tool**

Suitable for cutting car panel material and exhaust brackets. Fitted with metal safety guard and throttle safety device to prevent accidental operation. Cutting disc not included, order Model No. PTC/3C.

F

G

H

I

**F-I SEE BELOW****Exhaust Mounting Rubbers (Packs of 2)**

Packs of two rubber exhaust mounts. Selection of common sizes to fit many models of vehicle.

Model No:	Dimensions (W x D x H):	Mounting Holes:	Distance Between Mounts:
F EX01	70 x 45 x 37mm	Ø9mm, 18 x 10mm Oval	33mm
G EX02	60 x 41 x 20mm	Ø10.5mm	24mm
H EX03	62 x 54 x 13.5mm	3.5mm High 180° Slots	11mm
I EX04	59 x 59 x 13.5mm	Ø30mm	-

J

**J SEE BELOW****Kevlar® Hot Sleeve**

Manufactured to CAT 2 BS EN 388 and BS EN 407 from 100% DuPont Kevlar®. Designed for use in engine bays to prevent cuts to forearms and burns from exhausts and other hot components. Thumb slot design ensures sleeve will stay in position.

Model No:	Length:
SSP36	355mm
SSP37	460mm



A VSE953
Catalytic Converter Back Pressure Test Kit
 Used to establish the working condition of the catalytic converter and silencer by measuring the relative back pressure of the system. Simply connect into the exhaust system using either of the two oxygen sensor dummy adaptors supplied in the kit. Gauge features a colour-coded scale for easy diagnosis and reads both pressure and vacuum so can be used on other areas of the vehicle allowing testing of low pressure fuel systems or engine vacuum. Supplied with gauge hanging chain to allow hands-free operation.

Contents: Oxygen Sensor Adaptors; M12 x 1.25, M18 x 1.5mm, Small & Large Brass Cone Adaptors, Plastic Double End Cone, Plastic T-Piece, Gauge Hanging Chain

Gauge Scale:
Pressure: 0-10psi
Vacuum: 0-60cmHg



D VS1638
Exhaust Spring Clamp Removal Tool - VAG
 Robust steel tool for the safe removal and installation of the spring clamps used to attach exhaust system to manifold on VAG vehicles. Use with 17mm spanner.

Drive: 17mm Hex
Applications: Audi, Seat, Skoda, VW




G VS1666
Exhaust & Hose Clamp Pliers
 Opens exhaust hose clamps quickly and easily. Ideal for Citroen, Peugeot and Renault exhaust clamps. Also suitable for prising open any type of clamp or clip secured with nut and bolt. Comfort grip handles with self-locking mechanism aid working on spring clamps.

Length: 300mm



B SX0320
5pc 3/8" & 1/2" Sq Drive Oxygen Sensor & Thread Chaser Set
 Suitable for oxygen sensors found on most modern vehicles. Cut-out and slots enable sockets to be fitted over wiring harness. Includes two chasers for cleaning and repairing damaged threads. Supplied in storage case.

Sockets: 3/8" Sq Drive; Straight - 80mm, Deep - 22mm, Offset - 31mm High - 22mm, 1/2" Sq Drive; Offset - 50mm, High - 22mm
Thread Chasers: M12 x 1.25mm, M18 x 1.5mm



E VS163
Exhaust Doughnut Puller
 Steel construction with dipped vinyl handle. Enables fast removal and installation of rubber anti-vibration mountings found on exhaust systems.



H VS1631
Exhaust Hanger Removal Pliers
 Enables fast, one-handed removal of exhaust brackets from rubber hangers. Suitable for a wide range of cars and light commercial vehicles.

Length: 285mm




J SCS0365
500ml Freeze Shock & Release Spray Lubricant
 For more information, see page 1117.



C VS5281
Oxygen Sensor Thread Repair Kit
 Time and money saving kit for replacing damaged oxygen sensor threads with a new threaded insert. Kit includes installation tool, reamer, two taps and five inserts in storage case.

Insert Thread Size: M18 x 1.5mm
Tap Sizes: M18 x 1.5, M20 x 1.5mm
Replacement Inserts: VS5281R (Pack of 5)



F VS1641
2pc Exhaust Puller Tool Set
 Invaluable when installing exhaust systems. Two T-handled tools allow easy fitting of exhaust mounts. 90° & 120° Hooks to suit block and ring mounts respectively.

Contents: 210mm 90° Angled Hook Puller, 215mm 120° Angled Hook Puller



I SCS200
150ml Exhaust Assembly Paste
 For ease of assembly and creates gastight exhaust joints. Suitable for use with Model No. AK3901 Caulking Gun.

Size: 150ml Cartridge

A

230V



A EFS/93

Exhaust Fume Extractor with 6m Ducting

Suitable for both large and small garages and workshops. Excellent as a back-up machine for garages with purpose-built fume extraction units. Suitable for cars and small commercials up to 10tonne GVW. Fitted with exhaust pipe cone that includes a port to allow use with gas analyser probes. Supplied with 6m flexible ducting.

Motor:	550W - 230V
Airflow:	560m ³ /hr
Minimum Height:	120mm
Maximum Height:	750mm
Duct Length:	6m

B

B EFS07

Exhaust Fume Extractor with 3m Ducting

Features soft rubber cylindrical cone to suit most exhausts. Adjustable height for use on small cars or commercial vehicles. Air inlet valve creates vortex within extractor to ensure all fumes are dispersed (requires air supply). 1.2m Body length with additional 3m flexible ducting. Mounted vertically on trolley with integral duct compartment for easy manoeuvrability and compact storage.

Recommended Air Pressure:	90psi
Air Consumption:	16cfm
Minimum Height:	185mm
Maximum Height:	550mm
Duct Length:	3m
Overall Length:	4.2m



C



C EFS07DE

Exhaust Adaptor for Twin Pipes

Features soft rubber cylindrical exhaust pipe cones to suit most vehicles. Allows exhaust fume extractor to be used on twin exhaust vehicles. Suitable for use with Model No. EFS07 & EFS/93 Exhaust Fume Extractors.

Duct Length:	1.4m
Extractor Connector:	Ø65-90mm Male Taper

D

230V



E



F



D-E SEE BELOW

370W Exhaust Fume Extraction Systems

Wall mounting electric fans fitted with heat resistant ducting and exhaust pipe cones with exhaust gas analyser port. Ideal for bikes, cars and car derived vans. Requires installation onto workshop wall and ducting to expel exhaust gases. Does not include electrical switch gear. Ideal for smaller garages and workshops where space is limited. Available in single or twin hose configurations.

Model No:	Type:	Motor:	Duct Size:
D EFS101	Single Duct	370W - 230V	Ø75mm x 5m
E EFS102	Twin Duct	370W - 230V	Ø75mm x 5m
F EFS100H1	Single Hose	n/a	Ø75mm x 5m

IMPORTANT INFORMATION

It is advised not to use an exhaust fume extractor when conducting a force regeneration on a vehicle fitted with a DPF (Diesel Particulate Filter) because of high temperatures from the exhaust. These high temperatures may melt the rubber exhaust cones or pipes on the fume extractor. Regeneration should be conducted outside in a well-ventilated area away from buildings or other vehicles.

G

750kg



G ES750

750kg Exhaust Support Stand

Screw adjustment with easy-to-use spinner nut and ball-bearing thrust race for smooth operation. Removable base for easier storage. Adjustable over a 668mm range.

Capacity:	750kg
Minimum Height:	1364mm
Maximum Height:	2032mm

DPF1 - DPF ULTRA CLEANING STATION

Blocked DPF 's have been a massive issue for many years. Blockages are mainly due to the vehicle not meeting the regeneration process criteria, predominantly caused by short journeys etc. Buying a new DPF can be very costly and sending the old one away for cleaning can also be a time consuming process. With this machine, the garage is able to offer a professional, fast turnaround vehicle ultra-cleaning solution at a fraction of the cost. Each treatment will require a DPF1KIT (2-Stage additives). Stage 1 is an ultra-cleaning chemical which is poured into the DPF and left to soak for up to 1 hour and has been specially designed to lift any impurities. This is then emptied and the DPF is strapped down to the cleaning bay and a mixture of high air pressure and water is forced through in stages over a period of time, until the water coming out is crystal clear! After this process is complete, it is time for Stage 2, which involves a protective chemical poured through to coat the inside. DPF, assisting in the prevention of further soot build-up, which could then lead to a blockage. This can then be put straight back onto the vehicle again giving the garage a great new revenue stream and further satisfied customers. Garages are already reaping the benefits of these cleaning stations, charging upwards of £250+VAT.



A DPF1
DPF Ultra Cleaning Station

Provides an off-vehicle, same day workshop cleaning solution. The machine uses a mixture of high pressure air, chemicals and water. This cleaning station along with the Sealey recommended chemicals, offers a fast and cost effective way to completely clean and protect any DPF. Great revenue boost for any workshop. Each treatment will require a DPF Ultra Cleaning Kit (Model No. DPF1KIT) which includes 1 x Ultra Clean and 1 x Ultra Protect Solution. The ultra cleaning chemical is a unique solution specially formulated to safely lift impurities from the DPF. The protect solution features the latest nano-catalyst technology to keep your DPF cleaner for longer. Also features an automatic service function allowing the user to continue with other work.

Cleaning Agent:	Chemical/Water/Air
Dimensions:	(W x L x H): 400 x 900 x 1120mm
Supply/Plug Type:	230V/3-Pin
Power Supply Cable Length:	3.5m

B **2 STAGE**



B DPF1KIT
DPF Ultra Cleaning Kit

2-Stage ultra treatment kit includes a powerful DPF cleaner and a nano-catalyst protect solution. To be used with DPF Ultra Cleaning Station Model No. DPF1.

A



Contents: Water Pressure Container, Waste Bucket, DPF Adaptor Plates, Blanking Cap, Ratchet Tie Downs, Extension Hose, Waste Hose, Magnetic Parts Tray





A VS408
3pc Fluid Transfer Syringe Set

For more information, see page 537.



B VS563
5L Measuring Jug with Flexible Spout

Transparent measuring jug with removable flexible spout. Wide base for extra stability.



C VS0043
Automotive Coolant Filler Set

Multipurpose coolant filling system, supplied with six reservoir adaptors, to fit popular sizes of reservoir. Built-in shut-off valve and cleverly designed flow pipe system helps prevent air locks.



D OIL/TF
Tractor Funnel with Debris Filter

Heavy-duty funnel manufactured from high-density polyethylene. 255 x 165mm Aperture to accommodate up-ended containers. Supplied with water separating filter. Tapered spout with venting ribs.



E VS095
Viscous Fan Holding Tool

Prevents fan from rotating, without risk of damaging fan (or fingers), when removing retaining nut. Vinyl dipped handle.



F VSE3042
Viscous Fan Spanner Set for Land Rover/Range Rover - Chain Drive

Essential tools required to remove the viscous fan from the water pump. Slim design makes access possible in the restricted access found on some Land Rover and Range Rover vehicles. Used in pairs according to vehicle application.

OEM Tools: 303-1142, 303-1143, 303-1167

Applications:

Land Rover: Discovery 3 (04-09),
Discovery 4 (09-13)

Range Rover: Range Rover (05-16),
Range Rover Sport (05-16)

Engine Codes:

2.7: 276DT
4.2: 428PS
4.4: 448PN



G DRP04
17L Antifreeze/Fluid Drain Pan

For more information, see page 654.

Diameter: Ø460mm
Height: 150mm



H VS0923
32 & 36mm Viscous Fan Hub Tool

Combination tool suitable for removing thermo-viscous fan hubs as fitted to BMW, Ford and Vauxhall/Opel vehicles.



I VS0924
Coolant Pump Thermostat Key - VAG

Simple-to-use tool allows easy removal and installation of thermostat without causing any unnecessary damage. For use on Audi A3 (13on), VW Golf (13on), Skoda Octavia (13on), Seat Leon (13on). Applicable engines: 1.0 TFSi 3-cyl, 1.2 TSi, 1.4 TFSi, 1.4 FSi, 1.4 TDiCR 3-cyl OEM Tool: T10508.



J VS0472
Radiator Fin Straightener

Specially designed for straightening the delicate fins found on automotive radiators, air conditioning condensers, oil coolers and intercooler grilles ensuring optimum performance. Allows removal of any small debris build-up that can gather between the fins. Six different comb sizes. Also suitable for domestic and industrial air conditioning and heat exchange applications.



K VS0010
Heater Hose Disconnection Tool - Ford

Heater hose disconnection tool for Ford vehicles. Designed to make the job of disconnecting the heater hose a lot easier and less time consuming. Applications: Ford Focus 2.0L (2012-2016), Escape/Kuga 2.0L EcoBoost (2013-2016).

A



A VS0062
Combustion Leak Detector

Diagnose blown gaskets, cracked blocks and cylinder heads on both petrol and diesel vehicles. Checks for CO₂ in cooling system and indicates its presence by test fluid colour change visible in the premium quality chamber. Use with cone adaptor or in conjunction with radiator caps from Model No's VS001, VS0011, VS0013, VS0014, VS0033 and VS006. For Test Fluid Refill order Model No. VS0061F.

Fluid Refill: **D VS0061F**



B



B VS0061
Combustion Leak Detector

Diagnose blown gaskets, cracked blocks and cylinder heads on both petrol and diesel vehicles. Checks for CO₂ in cooling system and indicates its presence by test fluid colour change. Use with cone adaptor or in conjunction with radiator caps from Model No's VS001, VS0011, VS0013, VS0014, VS0033 and VS006. For Test Fluid Refill order Model No. VS0061F.

Fluid Refill: **D VS0061F**



C



C VS0041
Cooling System Filler

Eliminates the introduction of bubbles and air-locks into the cooling system and dramatically reduces system filling time. No more time-consuming system bleeding. Reduces fluid waste and messy spills. Automatically conducts system leak test. Low profile design broadens application range especially for use on MPVs where lower windscreen lip might obstruct other tools. Simple operation requires workshop air supply and does not require fiddly interchange of vacuum and fluid hoses - as found on other versions of this tool. Can be used in conjunction with Model No's VS001, VS0011, VS0033, VS006, VS006F, VS006V, VS0013 and VS0014 cooling system pressure caps as an alternative way of connecting to the coolant reservoir. Supplied with 1.3m fluid hose.

Air Pressure:	80-100psi
Air Consumption:	12cfm
Fluid Hose Length:	1.3m
Air Inlet Size:	1/4" BSP

D



D VS0061F
250ml Combustion Leak Detector Fluid

Suitable for use with Model No's VS0061 and VS0062 Combustion Leak Detectors and other leading brands of detector. Fluid changes colour on detection of CO₂ gas.

B



C



E



E



E VS558
550ml Fluid Transfer/Inspection Syringe

Multipurpose syringe with Viton® seals, ideal for the transfer of oils/fluids to and from vehicle components such as gearboxes and differentials. Translucent body allows easy inspection of contents. Dual feature allows fluid to be extracted on pull stroke and expelled on push stroke, for fluent transfer of fluid.

Capacity: 550ml

F



F VS0042
Cooling System Vacuum Purge & Refill Kit

Dramatically reduces cooling system refill time, without mess and without introducing air-locks. No more time consuming cooling system bleeding and no more messy spills to clean up. Simply plug into the workshop air line, attach to the cooling system header tank and create a vacuum. Complete the process by attaching the filler hose and opening the valve allowing your premixed coolant to flow into the system. Supplied with three adaptors and storage case.

Air Pressure:	90psi
Air Consumption:	12cfm
Fluid Hose Length:	900mm
Air Inlet Size:	1/4" BSP



A-C SEE RIGHT

Cooling System Pressure Test Kits

A range of three cooling system pressure test kits, covering the latest vehicles. These sets are a combination of:
 - Universal inflatable bladder covering 90% of cars and light commercials straight out of the box (Model No's VS0012 & VS0014).

- Vehicle specific cap adaptors covering the latest Alfa Romeo, Audi, BMW, Citroen, Dacia, Fiat, Ford, Honda, Hyundai, Jaguar, Kia, Land Rover, Lexus, Mazda, Mercedes, Mini, Mitsubishi, Nissan, Peugeot, Porsche, Renault, Seat, Skoda, Suzuki, Toyota, Vauxhall/Opel, Volvo, VW vehicles (Model No's VS0013 & VS0014). See table below for specific applications. Each kit features quick-release couplings, easy-to-read pressure gauge and release valve.

	A	B	C
Model No:	VS0012	VS0013	VS0014
Kit Size:	4pc	10pc	13pc

Contents	VS001	VS0011	VS0012	VS0013	VS0014	Newer/ Older Vehicles	Applications
VS001.V3-01	✓	✓	✗	✗	✗	Old	Mercedes
VS001.V3-02	✓	✓	✗	✓	✓	New	Audi, Seat, Skoda, VW
VS001.V3-03	✓	✓	✗	✗	✗	Old	Audi, Ford, Seat, Skoda, Vauxhall/Opel, VW
VS001.V3-04	✓	✓	✗	✗	✗	Old	Alfa, Audi, BMW, Seat, VW
VS001.V3-05	✓	✓	✗	✗	✗	Old	BMW, Rover
VS001.V3-06	✓	✓	✗	✗	✗	Old	Fiat, Peugeot, Renault, Rover, Vauxhall/Opel, Volvo
VS001.V3-07	✓	✓	✗	✗	✗	Old	Audi, Chrysler, Fiat, Honda, Lancia, Peugeot, Renault, Rover, Vauxhall/Opel, Volvo, VW
VS001.V3-08	✓	✓	✗	✗	✗	Old	Chrysler, Citroen, Mercedes, Mitsubishi, Nissan, Suzuki, Toyota
VS001.V3-09	✓	✓	✗	✗	✗	Old	Mercedes
VS001.V3-10	✓	✓	✗	✗	✗	Old	Chrysler, Citroen, Mercedes, Suzuki
VS001.V3-11	✓	✓	✗	✗	✗	Old	Nissan, Suzuki, Toyota
VS001.V3-12	✓	✓	✗	✗	✗	Old	Suzuki
VS001.V3-13	✓	✓	✗	✗	✗	Old	Kia
VS001.V3-14	✓	✓	✗	✗	✗	Old	Mitsubishi, Nissan, Suzuki, Toyota
VS001.V3-15	✓	✓	✗	✓	✓	New	Honda, Kia, Mazda, Mitsubishi, Nissan, Suzuki, Toyota
VS001.V3-16	✓	✓	✗	✓	✓	New	Toyota
VS001.V3-17	✓	✓	✗	✗	✗	Old	Ford
VS001.V3-18	✓	✓	✗	✗	✗	Old	Ford
VS001.V3-19	✓	✓	✗	✗	✗	Old	Mercedes
VS001.V3-20	✓	✓	✗	✗	✗	Old	Ford
VS0011.21	✗	✓	✗	✓	✓	New	Vauxhall/Opel
VS0011.22	✗	✓	✗	✓	✓	New	BMW
VS0011.23	✗	✓	✗	✓	✓	New	Fiat
VS0011.24	✗	✓	✗	✓	✓	New	Ford, Jaguar/Daimler, Land Rover, Volvo
VS0011.25	✗	✓	✗	✓	✓	New	Lexus, Toyota
VS0014.01	✗	✗	✗	✓	✓	New	Alfa, BMW, Citroen, Dacia, Ford, Mini, Nissan, Peugeot, Porsche, Renault, Toyota
VS0014.04	✗	✗	✓	✗	✓	N/A	Inflatable bladder (fits various vehicles)



D VS001 20pc Cooling System Pressure Tester Kit

Traditional style cooling system pressure testing kit with a selection of adaptors to fit popular European and Japanese vehicles. Also includes non-specific adaptors for other makes.




E VS0011 25pc Cooling System Pressure Test Kit

Traditional style cooling system pressure testing kit featuring five new adaptors increasing the vehicle applications. Also includes non-specific adaptors for other makes.



A VS0033
5pc Cooling System Pressure Test Kit
 Capless tester uses cone adaptor system to seal and pressurise the cooling system. Adaptors may be used to replace both screw and bayonet type cap fittings. Kit includes pump with gauge and four system adaptors for use on a wide range of vehicle applications.

Contents: Cone Adaptor Sizes; 17-24, 28-31.5, 37-39.5, 47-48.5mm



B VS0006
16pc Cooling System Pressure Test Kit
 Heavy-duty pump unit features smooth action and large, easy-to-read, scale. Long hose aids easy use of the gauge and quick release is fitted with pressure release valve for safe operation. Set supplied with thermometer and packed in storage case.

Applications: Alfa Romeo, Audi, BMW, Citroen, Fiat, Ford, Isuzu, Jaguar, Jeep, Lexus, Mazda, Mercedes, Mitsubishi, Nissan, Peugeot, Renault, Rover, Saab, Subaru, Suzuki, Toyota, Vauxhall/Opel, Volvo, VW



C VS006V
Coolant Pressure Test Cap - Vauxhall/Opel
 Coolant pressure test cap. Use with Model No's VS001, VS0011, VS0012, VS0013, VS0014, VS006, VS0061 or VS0033 testing kit.

Applications: Vauxhall/Opel (Updated Type)



D DRP04
17L Antifreeze/Fluid Drain Pan
 For more information, see page 654.



E VS006F
Coolant Pressure Test Cap - Ford/Volvo
 Coolant pressure test cap. Use with Model No's VS001, VS0011, VS0012, VS0013, VS0014, VS006, VS0061 or VS0033 testing kit.

Applications: Ford (Updated Type), Volvo; V70, XC70

VS001, VS0011, VS0012, VS0013, VS0014, VS0033, VS006, VS0061, VS006V and VS006F share the same connector, so parts are interchangeable.



F VS0031
Cooling System & Cap Testing Kit
 Capless cooling system tester uses an inflatable bladder to seal the pressure head to the radiator or header tank. Bladder system can be used on both screw and bayonet fittings and seals 90% of cars and light commercial vehicles straight out of the box. Also suitable for motorcycles, off-road and marine applications. Supplied with a set of double end adaptors enabling testing of cooling system pressure caps. Supplied in storage case.

Applications: Pressure Cap Test; Standard Bayonet (Ford, GM N Body), External Thread (Jeep, Saab, VW/Audi), Internal Thread (Small Japanese Deep, VW/Audi), Internal Thread (Small Japanese Shallow, Late Model VW/Audi), External Thread (Late Model BMW, Land Rover), External Thread (Late Model Mercedes), Pressure System; Universal



Kit includes cap test adaptors - simply insert bladder into adaptor and inflate.

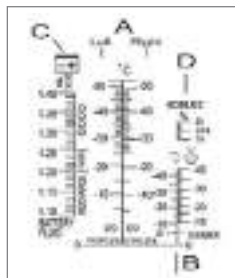


G VS0044
Coolant System Flush Gun
 Enables thorough flushing of debris and contaminants from cooling system during repair and maintenance. Powered by workshop air, which creates a vacuum to draw water from a container. Can also be used with mains pressure tap water.

Adaptor Sizes: Ø19, Ø29, Ø32, Ø37, Ø40mm
Air Inlet Size: 1/4" BSP
Water Inlet Size: Ø15.5mm
Operating Pressure: 90psi



Tests:
Battery Fluid
Antifreeze
Screenwash
AdBlue®

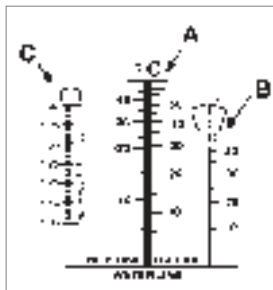


A VS0052
Refractometer
Antifreeze/
Battery Fluid/Screenwash/AdBlue®

Accurately measures the strength of battery fluid, screenwash, antifreeze and AdBlue® by measuring the refractive index of light passing through the mixture. Suitable for synthetic antifreeze mixtures including long-life OAT (Organic Acid Technology), G13 and aqueous/urea content of AdBlue®. Temperature corrected prism ensures accuracy. Eyepiece with adjustable focus. Simple calibration check using distilled water. Supplied with pipette and storage case.



Tests:
Battery Fluid
Antifreeze
Screenwash



B VS005
Refractometer
Antifreeze/
Battery Fluid/Screenwash

Accurately measures the strength of battery fluid, screenwash and antifreeze by measuring the refractive index of light passing through the mixture. Suitable for synthetic antifreeze mixtures including long-life OAT (Organic Acid Technology) and G13. Temperature corrected prism ensures accuracy. Eyepiece with adjustable focus. Supplied with pipette and storage case.



C-D SEE BELOW

Twin-Rotor Antifreeze Testers

Tests antifreeze mixtures. Units feature a temperature compensation rotor that automatically adjusts the reading regardless of the coolant temperature. Freeze protection level is indicated on the scale in degrees Celsius.

Model No:	Type:
C VS4120	Ethylene Glycol
D VS4121	Propylene Glycol



E AK4120
Ethylene Glycol Antifreeze Tester - Disc Type
Checks condition of coolant antifreeze, hot or cold. Freeze protection level is indicated by the number of the six large coloured discs which float in the sample. Easy-to-read temperature table on the virtually unbreakable plastic body.



F AK4123
Ethylene Glycol Antifreeze Pocket Tester
Ball Type
Convenient, pocket-sized tester for ethylene glycol antifreeze mixtures. Freeze protection level is indicated by the number of coloured balls which float in the sample. Easy-to-read temperature table on the body.



G AK413
Ethylene Glycol Antifreeze Tester
Tube Type

Tests ethylene glycol strength in radiator or header tank. Tube construction with thermometer for temperature calibration.



H AK409
Ethylene Glycol Antifreeze Tester - Dial Type
Tests ethylene glycol strength and includes temperature adjustment scale for accurate interpretation of mixture strength. Composite body and rubber bulb for workshop durability.




I AK4125
AdBlue® Tester - Disc Type
Checks condition of AdBlue®. Condition is indicated by the number of discs floating in the sample. Easy-to-read test procedure on robust plastic body.



J AK4122
Propylene Glycol Antifreeze Tester
Disc Type

Tests modern propylene glycol coolant antifreeze, hot or cold. Protection level is indicated by the number of the five large coloured discs which float in the sample. Easy-to-read temperature table on the virtually unbreakable plastic body.



A VS1575
Spring Hose Clip Tensioner Tool
 Locks in place for safe clip removal/refitting. Ideal for use in confined areas. Single-handed use. Range 5-55mm.



D VS1663
Remote Action Hose Clip Tool
 Long reach tool designed to get to awkwardly positioned tag-type hose clips. Flexible cable and compact head help operation in confined spaces. Features ratchet action and vinyl dipped handles for comfort and close control.

Length: 630mm

	VS1633, VS1635, VS1639, VS1680 and pliers from VS2662 set are suitable for ear-type clips found on hydraulic and pressure hosing.
	VS1575, VS166, VS1663, VS1665, VS1670, VS1674, VS1675, VS1677, VS1678 and pliers from VS1662 and VS2662 sets are suitable for removal and installation of tag-type hose clips.
	VS1661, VS1675 and pliers from VS1662 and VS2662 sets are suitable for Clic® and Clic-R® fittings found on automotive applications.
	VS1575, VS166, VS1663, VS1665, VS1670, VS1674, VS1675, VS1677, VS1678 and pliers from VS1662 and VS2662 sets are suitable for spring type clip fittings found on automotive applications.


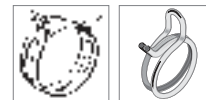


B SEE BELOW
T-Handle Vehicle Service Screwdrivers
 Especially designed cross head screwdrivers for loosening and tightening the ventilating (locking) screw on the radiator without the risk of damage on some VAG vehicles. Also suitable for various other vehicle service jobs such as battery screw plugs. Special length allows application in areas with restricted access.

Model No:	Size:
VS0951	1.3mm
VS0952	1.8mm



C VS1676
Hose Clamp Removal Tool
 For releasing HENN clamps used on coolant and turbo charger hoses. Applications: BMW, Citroen, Fiat, Ford, Kia, Lexus, Mazda, Mercedes, Nissan, Porsche, Peugeot, VAG, Vauxhall/Opel and Volvo.



E VS1670
Heavy-Duty Remote Action Hose Clip Tool
 Reinforced long reach tool designed to get to awkwardly positioned tag-type hose clips. Flexible cable and compact head help operation in confined spaces. Features ratchet action for close control.

Length: 500mm

F VS1675
Interchangeable Remote Action Hose Clamp Pliers
 Long reach tool designed for awkwardly positioned tag-type hose clips. Flexible cable and compact head help operation in confined spaces. Three interchangeable heads, one cable for standard hose clamp, 670mm long and 3-52mm opening, one cable for Clic-R® Type clamp 635mm long and 0-24mm opening, one cable for dual-sided clamp for spring type and truck hose clamp, 670mm long and 0-75mm opening.

Length: 670mm



A VS1655
Hose Removal Pliers

Easily disconnects hoses by firmly gripping the lines/tubes. Especially suitable for hoses connected to lines/tubes with a smooth surface where a pushing force is not possible. Pointed jaw tip allows access in confined spaces. Locking design enhances secure gripping and allows single-handed operation. Suitable for 3/16"(5mm), 1/4"(6mm), and 3/8"(10mm) lines and tubes.



B VS1661
Heavy-Duty Hose Clip Pliers
Clic® Compatible

Heavy-duty spring loaded pliers for fitting and removing Clic® and Clic-R® hose clips. Special jaws allow the change from fit to remove (and back again) simply by turning the pliers over in your hand. PVC dipped handles for improved grip and comfort.

Length: 175mm



C VS1674
Spring Hose Clip Pliers

Spring loaded pliers, for fitting and removing hoses fitted with constant pressure type hose clips. Designed to be used front or side facing, making the tool fast and effective to use. Slots in 16mm jaws, locate and secure hose clip ends into position. Can also be used as a traditional set of pliers.


Length: 205mm



D VS1633
Ear-Type CVJ Boot/Hose Clip Pliers

Formed steel arms with insulated vinyl handles. Suitable for ear-type hose clips found on fuel, cooling system and vacuum hoses. Also used for securing CVJ boot clips.

Length: 235mm



G VS1680
Extra-Heavy-Duty Ear-Type Clip Pliers

Steel jaws with PVC coated handles for added comfort. Features a double setting reaction bar, allowing for pre-tensioning for positive clamping. Mechanical lock avoids any damage to the collar at the end of the operation. Double-jointed pivot allows for minimal clamping effort. Suitable for medium sized closed and open ear-type clips.

Length: 270mm



E VS1635
Heavy-Duty Ear-Type
CVJ Boot/Hose Clip Pliers

Heavy-duty pliers with steel jaws and formed handles for extra comfort in use. Suitable for ear-type hose clips found on fuel, cooling system and vacuum hoses. Also used for securing CVJ boot clips.

Length: 235mm



F VS1639
Extra-Heavy-Duty Ear-Type Clip Pliers

Steel jaws with PVC coated handles for added comfort. Each handle features a 1/2" Sq drive for use with a torque wrench and breaker bar where vehicle maker demands specific band tensions. Suitable for all ear-type CVJ boot clips.

Length: 240mm

A



A VS1662
9pc Hose Clip Removal Tool Set

All the hose clip tools you are likely to need in one case. Comprehensive set features heavy-duty construction with ratchet locking mechanism on most pliers. Vinyl dipped handles give additional comfort.

Contents: Remote Action Hose Clip Tool, Swivel Jaw Spring Wire Clip Pliers, Swivel Jaw Band Clip Pliers, Angled Band Clip Pliers, Flat Band Clip Pliers, Clic-R® Type Pliers, Hose Removal Pliers, Hose Pick, Double Ended Screwdriver

B

NEW



B VS2662
7pc Hose Clip Removal Tool Set

A comprehensive hose clip plier set with heavy-duty construction and ratchet locking mechanism on most pliers. Vinyl dipped handles give additional comfort. The kit consists of the following pliers: Space saver hose clip plier for areas where clip contact is restricted, jaw opening 0-70mm. Swivel Clic-R® type plier, jaw opening 0-34mm. Multipurpose hose clamp plier, jaw opening 0-40mm. Remote action flexi clamp plier, jaw opening 3-54mm. Hose clamp interchangeable head plier, jaw opening 0-60mm. Hose clamp compressor, jaw opening 6-68mm, use with 14mm spanner. Ear-type CV boot/hose clip plier, jaw opening 0-20mm.

Contents: Space Saver Hose Clip Plier, Swivel Clic-R® Type Plier, Multipurpose Hose Clamp Plier, Remote Action Flexi Clamp Plier, Hose Clamp Interchangeable Head Plier, Hose Clamp Compressor, Ear-Type CV Boot/Hose Clip Plier

C



C VS1678
440mm Hose Clip Pliers - Double-Jointed

Specially designed jaws give excellent grip onto a wide range of vehicle hose clips. 440mm Double-jointed feature gives a long reach, allowing easy-access into places such as bottom radiator hoses. Clever spring loaded locking function allows use one-handed. 75mm Jaw capacity. 35° Angled head version available for access into difficult tighter areas in the engine bay, Model No. VS1677 **E**.

Length: 440mm



E

D



D VS166
Hose Clip Pliers

Suitable for removal of tag and wire type hose clips. Features ratchet locking mechanism for ease of use on lower radiator hoses. Swivel jaws allow use where access is confined. PVC dipped handles for improved grip and comfort.

Length: 225mm

E



E VS1677
Hose Clip Pliers - Angled

Specially designed jaws give excellent grip onto a wide range of vehicle hose clips. 35° Angled head allows access into tight areas in the engine bay. Clever spring loaded locking function allows use one-handed. Extended double-jointed version available for longer reach, Model No. VS1678 **C**.

Length: 275mm

F



HEAVY DUTY



F VS1665
2pc Hose Clip Pliers Set

Heavy-duty construction with PVC dipped handles for added comfort and grip. Special 'V' slot and cross slot jaws for installation and removal of tag and wire type hose clips. Pliers with ratchet locking mechanism for ease of use on lower radiator hoses. Swivel jaws allow use where access is confined.

Length: 220mm

A



A SEE BELOW

Duraboot Stretch CVJ Boots

Model No:	Joint Diameter:	Length:
DBC100	Ø80-104mm	90mm
DBC200	Ø73-95mm	106mm
DBC300	Ø86-112mm	119mm
DBC400	Ø80-104mm	112mm
DBC500	Ø70-91mm	84mm
DBC600	Ø76-99mm	92mm
DBC700	Ø74-96mm	99mm
DBC800	Ø60-78mm	104mm

D



D CVS18

Ø56-120mm Universal Split CVJ Boot

No dismantling of joint/shaft required and can be fitted in 20 minutes. Supplied with fitting kit including clips, grease sachet, disposable gloves, glue, cutting guide and fitting instructions.

Joint Diameter:	Ø56-120mm
Shaft Diameter:	Ø19-35mm

H



H SEE BELOW

Universal Stretch CVJ Boots

Supplied with fitting kit including clips, grease sachet and cutting guide. Suitable for vans and light commercial vehicles.

Model No:	Joint Diameter:	Qty:	Shaft Diameter:
CV88	Ø80-120mm	1	Ø28-40mm
CV96	Ø56-116mm	1	Ø19-28mm
CV9612	Ø56-116mm	12	Ø19-28mm

B



B VS960

Driveshaft Extractor Fork

Designed for the quick and safe removal of driveshafts held in place with a spring clip. Suitable for Ford, Mazda, Renault, Volvo and a wide range of front wheel drive vehicles. Fits between the gearbox and driveshaft for optimal contact and leverage. Helps prevent damage to the driveshaft and surrounding components.

F



E-F SEE BELOW

CVJ Boot Ear Clamps - Packs of 25

Stainless steel, single ear, low profile CVJ boot clamps. Manufactured to DIN 1.4301

Model No:	Diameter:
E CVC01	Ø19-40mm
F CVC02	Ø50-110mm

I



I BSL102

Universal CVJ Boot Clamp Kit

Kit includes 56m high quality stainless steel banding with a tensile strength of 420N/mm². The dispenser case also houses 150* clamp sets and unique pliers with integrated cutters and band tensioner.

Band Size:	5.5 x 0.4mm
Band Length:	56m
Clamps/Buckles:	150pc*

*Approximate

C



C RJC01

Car Ball Joint Dust Covers Pack of 6 Assorted

Multipurpose ball joint dust covers easily replace split or damaged dust covers on otherwise serviceable ball joints, avoiding MOT test failure. Pack contains six ball joint dust covers supplied in three different sizes (two of each) with retaining 'O' rings and fitting tool. Covers a wide range of car and small commercial vehicle applications.

Cover Size:	Hole Size:
Small:	Ø10mm/25mm
Medium:	Ø12mm/36.5mm
Large:	Ø15mm/30mm

G



G RJC02

Commercial Vehicle Ball Joint Dust Covers - Pack of 3

Multipurpose ball joint dust covers easily replace split or damaged dust covers on otherwise serviceable ball joints, avoiding MOT test failure. Pack contains three ball joint dust covers supplied with retaining O-rings and fitting tool. Covers a wide range of commercial vehicle applications.

Hole Sizes:	Ø18mm/40.5mm
-------------	--------------

J-M SEE BELOW

Exhaust Mounting Rubbers (Packs of 2)

Packs of two rubber exhaust mounts. Selection of common sizes to fit many models of vehicle.

J Model No:	EX01
Dimensions (L x D x H):	70 x 45 x 37mm
Mounting Holes:	Ø9mm, 18 x 10mm Oval
Distance Between Mounts:	33mm
K Model No:	EX02
Dimensions (L x D x H):	60 x 41 x 20mm
Mounting Holes:	Ø10.5mm
Distance Between Mounts:	24mm
L Model No:	EX03
Dimensions (L x D x H):	62 x 54 x 13.5mm
Mounting Holes:	3.5mm High 180° Slots
Distance Between Mounts:	11mm
M Model No:	EX04
Dimensions (L x D x H):	59 x 59 x 13.5mm
Mounting Holes:	Ø30mm

J



K



L



M





A BSL103
CVJ Boot Tool - Air

Installs CVJ boots without removing drive shafts from the vehicle or the CV joint from the drive shaft. No effort and no mess. Save on labour time by up to 70% and prevent damage to CV joint. Composite body with simple control valve, works from standard workshop air supply.


Maximum Joint Diameter:	Ø110mm
Maximum Air Pressure:	116psi(8bar)
Air Inlet:	1/4" BSP
Weight:	2kg



B VS705
CVJ Boot Installation Tool

Composite cone enables installation of CVJ boot without splitting drive train. Suitable for use with all Sealey CVJ stretch boots.

Maximum Joint Diameter:	Ø105mm
Length:	345mm



C VS710
CVJ Removal Tool

Quickly removes the CV joint from the drive shaft without damaging the joint, and keeps hands-free for releasing retaining circlip. Reduces risk of damage to transmission. Saves on labour time and suitable for most vehicles.

Maximum Joint Diameter:	Ø95mm
Length:	230mm



D VS961
CVJ Impact Driver

Designed to remove seized CV joint from hub assembly. Comfort grip handle and impact strike point allows fast effective method of loosening difficult contacts. Reversible guide head covering 21mm and 25mm provides stable alignment when striking the CV joint.

Length:	210mm
---------	-------



E VS5282
9pc Thread Chase Set

For the repair of internal and external threads. Ideal for drive shafts, oxygen sensors, wheel bolts and a wide range of applications. Supplied in storage case.

Contents:	M20 x 1.25, M20 x 1.5, M22 x 1, M22 x 1.5, M24 x 1.5, M24 x 2mm, 3/4" x 20 UNEF, 13/16" x 20 UNEF
-----------	---



F VS1636
CVJ Boot/Hose Clip Tool with Cutter

Quality made tool designed to aid fast tensioning and securing of CVJ boot banding material. Simply insert banding, tension using winding mechanism, and then pull over lever to cut the band to length. Fitted with large and comfortable handle.

Maximum Band Capacity:	1mm Thick x 10mm Wide
------------------------	-----------------------



G VS1640
CVJ Boot Band Pliers

Steel body CVJ Boot band pliers with 3/8" Sq drive, for the assembly of new stainless steel bands on drive shafts where a torque setting is required.

Length:	250mm
---------	-------



H VS715
8pc CVJ Thread Chaser Set

A must have tool for every workshop. Repairs light damage to CV joint threads. Set contains sizes to fit the most common types of vehicle. Must be used with a light oil to lubricate thread. Supplied in storage case.

Contents:	M20 x 1.25, M20 x 1.5, M22 x 1, M22 x 1.5, M24 x 1.5, M24 x 2mm, 3/4" x 20 UNEF, 13/16" x 20 UNEF
-----------	---

**A VS663****534pc Sump Plug & Washer Assortment**

Assortment of alloy washers and sump plugs ideal for everyday use within a busy workshop.

Sump Plugs: M10 x 1, M12 x 1.5, M13 x 1.5, M14 x 1.5, M15 x 1.5, M16 x 1.5, M18 x 1.5, M20 x 1.5mm

**D SEE BELOW****Oil Drain Plug Thread Repair Sets**

Ideal for repairing sump, gearbox and differential drain plug threads. Used to tap the damaged thread slightly oversize, then fit a new drain plug and washer. Sizes are suitable for the most popular threads used on cars and light commercial vehicles.

Model No:	Tap Size:
VS613	M13 x 1.5mm
VS615	M15 x 1.5mm
VS617	M17 x 1.5mm

**G TRMK****Thread Repair Master Kit**

Suitable for five common sizes of thread. Creates a stronger internal thread in soft metals. Ideal for repairing damaged or stripped internal threads. Protects tapped threads against wear and damage. Includes drill bits, thread taps, stainless steel thread inserts, insert installation and lug breaking tools. Supplied in metal storage case.

Thread Sizes:	M5 x 0.8, M6 x 1, M8 x 1.25, M10 x 1.5, M12 x 1.75mm
Thread Lengths:	M5 x 4.5mm (x25), M6 x 5.5mm (x25), M8 x 8 (x25), M10 x 10mm (x25), M12 x 11mm (x10)
Replacement Inserts:	TRM5R, TRM6R, TRM8R, TRM10R, TRM12R

**B VS660****Drain Plug Thread Repair Set**

Superb for repairing sump, gearbox and differential drain plug threads. Used to tap the damaged thread slightly oversize, then fit a new drain plug and washer (supplied). Set is suitable for the most popular threads used on cars and light commercial vehicles. Supplied in storage case. See page 511 for replacement sump plugs and sump plug washers.

Tap Sizes: M13 x 1.5, M15 x 1.5, M17 x 1.5, M20 x 1.5mm

**E SEE BELOW****Thread Repair Kits**

Creates a stronger internal thread in soft metals. Ideal for repairing damaged or stripped internal threads. Protects tapped threads against wear and damage. Set includes drill bit, thread tap, insert installation and lug breaking tool. Each size supplied with three different lengths of thread insert.

Model No:	TRM5
Thread Size:	M5 x 0.8mm
Thread Lengths:	3.5, 5, 7mm (5 of each)
Replacement Inserts:	TRM5R
Model No:	TRM6
Thread Size:	M6 x 1mm
Thread Lengths:	4, 6, 9mm (5 of each)
Replacement Inserts:	TRM6R
Model No:	TRM8
Thread Size:	M8 x 1.25mm
Thread Lengths:	6, 9, 12mm (5 of each)
Replacement Inserts:	TRM8R
Model No:	TRM9
Thread Size:	M9 x 1.25mm
Thread Lengths:	7, 14mm (3 of each), 11mm (x4)
Replacement Inserts:	TRM9R
Model No:	TRM10
Thread Size:	M10 x 1.5mm
Thread Lengths:	7.5, 15mm (3 of each), 11mm (x4)
Replacement Inserts:	TRM10R
Model No:	TRM12
Thread Size:	M12 x 1.75mm
Thread Lengths:	9, 18mm (2 of each), 14mm (x4)
Replacement Inserts:	TRM12R
Model No:	TRM14
Thread Size:	M14 x 1.25mm
Thread Lengths:	10, 21mm (1 of each), 16mm (x3)
Replacement Inserts:	TRM14R

**C VS661****Oil Drain Plug Master Thread Repair Set**

Comprehensive thread repair kit ideal for repairing sump, gearbox and differential drain plug threads. Used to tap the damaged thread slightly over size, then fit a new drain plug and washer (supplied). Set is suitable for the most popular threads used on cars and light commercial vehicles. Supplied in storage case.

Tap Sizes: M13 x 1.25, M13 x 1.5, M15 x 1.5, M17 x 1.5, M20 x 1.5, M22 x 1.5mm

**F SEE BELOW****Thread Inserts**

Replacement thread inserts for Sealey Thread Repair Kits.

Model No:	TRM5R
Thread Size:	M5 x 0.8mm
Thread Lengths:	3.5, 5, 7mm (5 of each)
Model No:	TRM6R
Thread Size:	M6 x 1mm
Thread Lengths:	4, 6, 9mm (5 of each)
Model No:	TRM8R
Thread Size:	M8 x 1.25mm
Thread Lengths:	6, 9, 12mm (5 of each)
Model No:	TRM9R
Thread Size:	M9 x 1.25mm
Thread Lengths:	7, 14mm (3 of each), 11mm (x4)
Model No:	TRM10R
Thread Size:	M10 x 1.5mm
Thread Lengths:	7.5, 15mm (3 of each), 11mm (x4)
Model No:	TRM12R
Thread Size:	M12 x 1.75mm
Thread Lengths:	9, 18mm (2 of each), 14mm (x4)
Model No:	TRM14R
Thread Size:	M14 x 1.25mm
Thread Lengths:	10, 21mm (1 of each), 16mm (x3)



A DB8127
Plastic Sump Plug - Ford Duratorq Pack of 10
 Replacement plastic sump plug used on Ford vehicles. Ford OEM Part Number: 1830727.



B DB8131
Plastic Sump Plug - VAG - Pack of 10
 Replacement plastic sump plug used on VAG vehicles. Also suitable for the camshaft cover on VAG 1.6D and 2.0TDi diesel engines. VAG OEM Part Number: 06L 103 801.



C DB8165
Plastic Sump Plug - BMW - Pack of 10
 Replacement plastic sump plug used on BMW vehicles. BMW OEM Part Number: 11137605018.



D DB8198
Plastic Sump Plug - Ford/PSA - Pack of 10
 Replacement plastic sump plug used on Citroen/Peugeot and Ford vehicles. Ford OEM Part Number: 1871598. Citroen/Peugeot OEM Part Number: 9801444780.



E VS5053
Oil Filter Drain Funnel - Vauxhall/Opel
 Designed to reduce the amount of time taken to replace the engine oil filter on Vauxhall/Opel vehicles fitted with the B20 diesel engine. Once the drain funnel is located, oil draining from the oil filter can be channelled into a suitable receptacle. Time-saving tool as it eliminates oil spillage onto vehicle chassis and components during filter change.



F VS673
5pc Plastic Oil Drain Plug Driver Kit
 Designed for use with BMW, Ford and PSA plastic drain bungs, as fitted to modern engine ranges. Contains T-Drive, slotted socket, adaptor, hex key and drive bit.



G VS589
Automatic Gearbox Oil Filler Set Mercedes 9G-Tronic
 Suitable for 9G-Tronic 725 series gearboxes fitted to Mercedes E350 BlueTEC (2013on) and CLS models (2014on). Contains a socket wrench to adjust oil level and a quick release coupling. Designed for drain and refilling operations.



H SEE BELOW
Sump Plugs - Packs of 5
 Replacement sump plugs. Suitable as a refill for Model No. VS660 drain plug thread repair kit. Supplied in packs of five.

Model No:	Size:
VS13SP	M13
VS15SP	M15
VS17SP	M17
VS20SP	M20



I SEE BELOW
Sump Plug Washers - Packs of 5
 Replacement sump plug washers. Suitable as a refill for Model No. VS660 drain plug thread repair kit. Supplied in packs of five.

Model No:	Size:
VS13SPW	M13
VS15SPW	M15
VS17SPW	M17
VS20SPW	M20

A

1/4"
Sq Drive

VAG

A VS652**1/4" Sq Drive Oil Drain Plug Key - VAG**


1/4" Sq drive key, designed specifically for the plastic sump plugs found on VAG TFSi engines. Also designed for use on the cam cover of new 1.6 and 2.0 twin cam diesel VAG engines.

Drive: 1/4" Sq

OEM Tool: T10549

Applications: VAG Sump Plug; 1.2, 1.4, 1.8, 2.0 TFSi, VAG Cam Cover; 1.6, 2.0 TDi

D

3/8"
Sq Drive**D AK6586****21pc 3/8" Sq Drive Oil Drain Plug Key Set**

Comprehensive set of Chrome Vanadium steel keys with sliding T-bar. Suitable for sump plugs on engine, gearbox and back axle.

Contents: Square Male; 7, 8, 10, 11, 12, 13, 14mm, 5/16", 3/8", Square Female; 10mm, Hex; 8, 9, 10, 12, 13, 14, 17mm, Triangle; 10mm (PSA), Security Spline; M16 (VAG), TRX-Star*; T45 (Vauxhall/Opel), 3/8" Sq Drive Sliding T-Bar

G



Premier

G VS650**8-in-1 Oil Drain Plug Wrench**

The right size drain plug key always in your hand. Eight popular sizes covered in one tool. Suitable for drain plugs on engine, gearbox and rear axle.

Sizes: Hex; 10, 12, 14, 17mm, Square; 3/8", 1/2", 8, 10mm

B



VAG

B VS653**T-Handle Oil Drain Plug Key - VAG**

Designed specifically for the plastic sump plugs found on the VAG TFSi engines. Also designed for use on the cam cover of new 1.6 and 2.0 twin cam diesel VAG engines. Features T-handle for quick operation.

OEM Tool: T10549

Applications: VAG Sump Plug; 1.2, 1.4, 1.8, 2.0 TFSi, VAG Cam Cover; 1.6, 2.0 TDi

C

3/8"
Sq Drive

VAG

**C VS0590****5mm 3/8" Sq Drive Extra-Long Ball-End Hex Key - VAG**

Manufactured from Chrome Vanadium steel. Designed for easy-access on engine sump bolts. Suitable for a variety of VAG vehicles.

Drive: 3/8" Sq

Length: 235mm

E

**E AK658****6pc Double End Oil Drain Plug Key Set**

Double end carbon steel keys with chemically blackened finish. Suitable for sump plugs on engine, gearbox and back axle. Use with 19mm socket on ratchet driver. Supplied in storage case.

Sizes: Hex; 5/16", 3/8", 1/2", 8, 10, 12, 14, 17mm, Square; 3/8", 8, 11, 13mm

F

**F AK659****6pc Double End Drain Key Set**

Double end carbon steel keys with satin chrome finish. Suitable for drain plugs on engine, gearbox and back axle. Includes tommy bar. Supplied in storage case.

Sizes: Hex; 5/8", 9, 10, 12, 14, 17mm, Square; 3/8", 8, 11, 13mm

H

**H VS651****Safety Sump Plug Remover**

Designed to remove the sump plug after it has been loosened, without making contact with hazardous hot oil. Features 90° edge for turning aid, and magnet for stability.

I

Touch
Screen
Fingertips

Premier

I SEE BELOW**Light Palm Tactouch Mechanic's Gloves**

Professional close fitting gloves with touchscreen index fingertips. Unlike conventional mechanic's gloves, they allow precision control when working with small fixings and tools. Soft, breathable and durable with anti-slip palms. Washable materials.

Model No: **Size:**
MG798L Large
MG798XL X-Large



3/8" & 1/2" Sq Drive

A AK642
3/8" & 1/2" Sq Drive Oil Filter Claw Wrench
Ø63-103mm Capacity

Satin finish steel construction with 3/8" and 1/2" Sq drive. Also suitable for use with a 21mm(13/16") spanner. Claws grip filter tighter as more torque is applied.

Capacity:	Ø63-103mm
Drive:	3/8" & 1/2" Sq
Claw Length:	29mm



3/8" & 1/2" Sq Drive

B AK643
3/8" & 1/2" Sq Drive Oil Filter Claw Wrench
Ø65-110mm Capacity

Satin finish steel construction with 3/8" and 1/2" Sq drive. Also suitable for use with a 21mm(13/16") spanner. Claws grip filter tighter as more torque is applied.

Capacity:	Ø65-110mm
Drive:	3/8" & 1/2" Sq
Claw Length:	44mm



3/8" Sq Drive

C AK6432
3/8" Sq Drive Magnetic Oil Filter Claw Wrench - Ø60-93mm Capacity

Satin finish steel construction with 3/8" Sq drive. Spring loaded claws automatically adjust to the size of the filter. Features magnets to help positioning on oil filter.

Capacity:	Ø60-93mm
Drive:	3/8" Sq
Claw Length:	25mm



3/8" & 1/2" Sq Drive

D AK6403
3/8" & 1/2" Sq Drive Oil Filter Strap Wrench
Ø300mm Capacity

Satin finish cast steel body with 3/8" and 1/2" Sq drive. Designed for use with ratchet wrench, but may also be used with a 21mm(13/16") spanner. Extra-wide nylon webbing strap.

Capacity:	<Ø300mm
Drive:	3/8" & 1/2" Sq



1/2" Sq Drive

E AK640
1/2" Sq Drive Oil Filter Strap Wrench
Ø120mm Capacity

Satin chrome finish socket. Use with 1/2" Sq drive ratchet or 21mm(13/16") spanner. Strong 25mm wide nylon webbing with capacity up to Ø120mm.

Capacity:	<Ø120mm
Drive:	1/2" Sq



1/2" Sq Drive

F AK641
1/2" Sq Drive Oil Filter Chain Wrench
Ø135mm Capacity

Satin finished carbon steel body with 1/2" Sq drive for use with ratchet wrenches. May also be used with a 20mm spanner. Heavy-duty chain.

Capacity:	<Ø135mm
Drive:	1/2" Sq



G VS936
Ø60-105mm Oil Filter Chain Wrench

Steel chain wrench with 180° pivoting handle suitable for filters with limited access. Heavy-duty chain with spring locking mechanism for added security.

Capacity:	Ø60-105mm
-----------	-----------



H CV936
Ø60-160mm Air Dryer Cartridge Chain Wrench - Commercial

Steel chain wrench with 180° pivoting handle suitable for filters with limited access. Heavy-duty chain with spring locking mechanism for added security. Essential tool for removing commercial air brake filters.

Capacity:	Ø60-160mm
-----------	-----------



I-J
1/2" Sq Drive

I CV937
Ø73-169.5mm Air Dryer Cartridge Chain Wrench

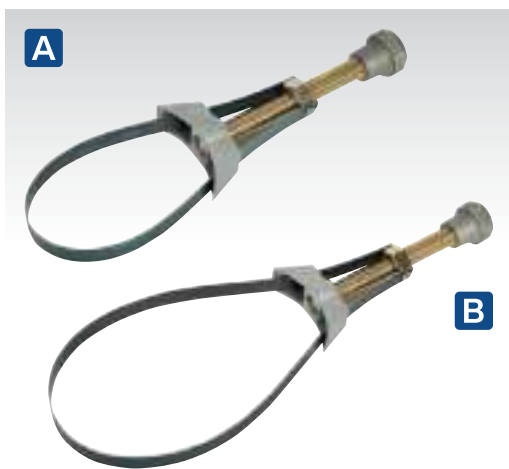
Satin finished carbon steel body with 1/2" Sq drive for use with ratchet wrenches. Heavy-duty thin double chain. Essential tool for removing commercial air brake filters.

Capacity:	Ø73-170mm
-----------	-----------

J VS937
Ø60-115mm Oil Filter Chain Wrench

Satin finished carbon steel body with 1/2" Sq drive for use with ratchet wrenches. Heavy-duty thin double chain.

Capacity:	Ø60-115mm
-----------	-----------

**A-B SEE BELOW****Oil Filter Band Wrenches**

Band type filter wrenches. Steel strap with heavy-duty cast body and control knob. Removes filters with minimal risk of damage.

Model No:	Capacity:
A AK644	Ø65-105mm
B AK645	Ø105-155mm

**C-D SEE BELOW****Oil Filter Band Wrenches**

Articulated filter wrenches suitable for filters with limited access. No ratchet or combination spanner necessary. Swivel action tightens band on filter automatically. PVC Dipped handle.

Model No:	Capacity:
C AK6415	Ø73-82mm
D AK6416	Ø89-98mm

**E AK6441****Oil Filter Band Wrench**


Features textured high grip steel strap with comfort grip handle and control knob. Removes filters with minimal risk of damage.

Capacity:	Ø65-105mm
------------------	-----------

**G-H SEE BELOW****Strap Wrenches**

Suitable for removing and installing oil filters as well as many other applications. Adjustable strap fits filters up to Ø120mm or Ø150mm, depending on model. Features soft grip handle for added comfort.

Model No:	Capacity:
G AK6406	Ø120mm
H AK6407	Ø150mm

**I AK6408****2pc Strap Wrench Set**

Suitable for removing and installing oil filters as well as many other applications. Adjustable strap fits filters up to Ø120mm or Ø150mm depending on wrench. Features soft grip handle for added comfort.

Capacity:	Ø120, Ø150mm
------------------	--------------

**F AK6404****Oil Filter Strap Wrench**

Satin finished, drop-forged steel body with hanging hole. Reinforced, rubberised strap.

Capacity:	Ø60-140mm
------------------	-----------

**J AK6420****Oil Filter Wrench**

Spring loaded serrated jaws provide firm grip to oil filter. Slim design allows access in tight spaces.

Capacity:	Ø75-95mm
------------------	----------

**K AK6409****Oil Filter Chain Wrench**

Forged steel body with chrome finish and hanging hole.

Capacity:	Ø60-140mm
------------------	-----------

**L AK6410****Oil Filter Chain Wrench**

Extended-pin chain and twin-claw body for positive and reliable chain retention. Drop-forged steel body with hanging hole.

Capacity:	Ø60-106mm
------------------	-----------

**M VS664****Sump Separator**

Designed to separate the engine or gearbox sump without damaging the sump. Thin blade allows for the seal to be broken by lightly tapping the body with a hammer. Features two handle locations making it ideal for use in confined engine spaces.

Length:	110mm
Width:	70mm



A-B SEE BELOW
Oil Filter Pliers

Serrated jaws and long handles for extra grip on oily filters. Dipped non-slip rubber grip handles for added comfort and control.

Model No:	Capacity:
A AK6412	Ø54-89mm
B AK6411	Ø60-108mm



C AK6419
Auto-Adjusting Oil Filter Pliers

2-Stage action that automatically adjusts to the size of the filter, then tightens. Layered steel construction for added strength. Features serrated jaws to maximize grip and non-slip handles for added control.

Capacity:	Ø60-120mm
------------------	-----------



D AK6417
Ø57-120mm Swivel Jaw Filter Pliers

Jaws swivel up to 90° to give access to awkwardly positioned oil and fuel filters. Chemically blackened finish to prevent corrosion and non-slip grip for added comfort and control.

Capacity:	Ø57-120mm
------------------	-----------



E HFC08
Pneumatic Oil Filter Crusher

Reduce your waste disposal costs* - crushing filters minimizes the volume of your hazardous waste. Air operated oil filter press with safety lock-out device which prevents the door being opened during operation. Floor mounting unit with outlet for waste oil transfer.

Capacity:	10 Tonne
Internal Size (H x W x D):	280 x 190 x 190mm
External Size (H x W x D):	880 x 550 x 335mm
Maximum Filter Capacity (Height x Ø):	216 x Ø152mm
Air Supply:	100-190psi
Pressing Time:	30sec

* For 'pay by volume' customers.



F AK6421
Self-Adjusting Oil Filter Pliers - Angled

30° Angled head allows access to previously impossible to reach areas. Jaws auto-adjust with one-hand operation. Layered steel construction for added strength. Non-slip shaped cushioned grips for comfort. Use for Ø60mm to 120mm capacity.

Capacity:	Ø60-120mm
------------------	-----------



H AK6422
Oil Filter Locking Pliers

Used for removing canister style oil filters. The serrated jaws can be locked into place offering a strong grip, even on oily filters. Drop-forged alloy jaws manufactured from Chrome Vanadium with body manufactured from Molybdenum.

Capacity:	Ø45-130mm
------------------	-----------



G OFC1
Oil Filter Crushing Unit

Used in conjunction with a press, this unit crushes filters up to Ø115mm and removes most of the oil and sludge, which drains into a suitable container (not included). Crushing filters minimizes the cost of disposal of hazardous waste by volume. Supplied with ram extension to allow 2-stage crushing of large filters without repositioning press table. Suitable for Ø38mm(1.5") press rams. Optional adaptors enable use with Ø50mm and Ø60mm rams.

Internal Diameter:	Ø130mm
Effective Internal Height:	175mm
Drain Hose:	Ø10 x 1250mm

Optional Ram Adaptors:	
Model No:	Size:
OFA50	Ø50 x 115mm
OFA60	Ø60 x 115mm




I AK6423
Oil Filter Locking Pliers - Angled

Used for removing canister style oil filters. The serrated angled jaws can be locked into place offering a strong grip, even on oily filters. Drop-forged alloy jaws, angled for hard-to-access filters. Jaws are manufactured from Chrome Vanadium with body manufactured from Molybdenum.

Capacity:	Ø45-130mm
------------------	-----------

A

BMW
MINI**A SX199****Fuel Line Disconnection Tool - BMW**

Designed for disconnecting fuel lines on BMW engines. Applications: BMW 3 Series 2006-2011 and X3 2006-2009 plus Mini Cooper 2007-2013. Manufactured from aluminium.

B



BMW

B SX198**Oil Cooler Line Disconnection Tool - BMW**

Designed for use on power steering and transmission oil cooler lines on BMW 1999-2011 3 Series and X5 vehicles. Manufactured from aluminium.

C

1/2"
Sq Drive

VAG Premier

C SX107**M16 x 55mm 1/2" Sq Drive Security Spline Socket Bit**

Chrome Vanadium steel socket with knurled ring and S2 steel bit. Suitable for gearbox drain plugs on Audi; A3, A4, A6, VW; Golf IV and LT.

D

3/8" & 1/2"
Sq Drive

Low Profile

D VS7103**6pc Oil Filter Cap Wrench Set**

Low profile design for removing paper cartridge oil filter housing caps and slotted canister style oil filters. Use with 3/8" Sq drive for 24, 27, 29, 32, 36mm and 1/2" Sq drive for 42mm. Supplied in storage case.

Size:	Flutes / Steps:	Size:	Flutes / Steps:
24mm	6/1	32mm	6/1
27mm	6/1	36mm	6/1
29mm	6/1	42mm with 6.5mm Bar	0/1

G



Low Profile

3/8"
Sq Drive**G VS7008****7pc Oil Filter Cap Wrench Set**

Aluminium cap type filter wrenches with 3/8" Sq drive. Low profile design for removing paper cartridge style oil filters commonly fitted to vehicles including Ford, Mercedes, Vauxhall/Opel and VW.

Size:	Flutes / Steps:	Size:	Flutes / Steps:
24mm	6/1	32mm	6/1
27mm	6/1	36mm	6/1
29mm	6/1	38mm	6/1
30mm	6/1		

E

3/8" & 1/2"
Sq Drive**E VS7003****15pc Oil Filter Cap Wrench Set**

Cap type filter wrenches, made from 7 and 16 gauge steel will withstand up to 115Nm (85lb.ft) of torque. Designed to grip like sockets, thereby minimising the possibility of crushing filters. Electro-black oxide finish for rust protection. Use with 3/8" or 1/2" Sq drive wrenches. Supplied in storage case.

Adaptor:		3/8" Sq Drive(M) x 1/2" Sq Drive(F)	
Size:	Flutes / Steps:	Size:	Flute / Steps:
65mm	14/1	76mm	30/1
65-67mm	14/2	80mm	15/1
68mm	14/1	82mm	15/1
73mm	14/1	90mm	15/1
74-76mm	15/2	93mm	15/1
75-77mm	15/2	93mm	36/1
74-76mm	14/2	100mm	15 / 1

F

**F VS559****Nut/Bolt Drill Jig**

An essential race-day tool. Compact design ensures accurate drilling of nuts and bolts. Supplied in a pouch.

Sizes: M6 x 1, M8 x 1, M8 x 1.25, M10 x 1.25, M10 x 1.5, M12 x 1.5mm

H

100g
PICK-UP

Magnetic

Ø4mm

**H VS6511****Flexible Magnetic Pick-Up Tool
100g Capacity**

Flexible magnetic pick-up tool perfect for reaching those hard-to-access areas, built with a 400mm long shaft for extended reach. 100g Magnetic pick-up capacity. Rubberised grip on a precision handle helps make small movements in tight spaces easier, with a Ø4mm head suitable for use in cylinder heads and glow plug apertures.



A VS7117
Oil Filter Cap Wrench
 Ø84mm x 14 Flutes - Mercedes BlueTEC
 Cap type oil filter wrench. 3/8" Sq drive for use with torque wrenches. Designed for use on Mercedes Sprinter vans with 3L petrol and diesel engines. Also fits Mercedes C Class V 3.0, R320 CDI, ML320 CDI SUVs. Not suitable for impact use.

Applications:	Mercedes Sprinter
Drive:	3/8" Sq
Size:	Ø84mm
Flutes:	14



B VS7120
Oil Filter Cap Wrench
 Ø90mm x 15 Flutes - Jaguar/Land Rover
 Cap type oil filter wrench. 3/8" Sq drive for use with torque wrenches. Designed for use on Jaguars and Land Rovers. Applications: Jaguar; XF, XJ (10-17), XFR, XJL, XK, XKR (10-16), Land Rover LR4, Range Rover, Range Rover Sport (10-17). Not suitable for impact use.

Applications:	Jaguar/Land Rover
Drive:	3/8" Sq
Size:	Ø90mm
Flutes:	15



C VS7145
Ø74.5mm 15pt Oil Filter Wrench - Ford 1.5, 1.6 EcoBoost Engine
 Angled 1/2" Sq drive for easy-access. 74.5mm Diameter 15-point. Fits a wide range of Ford vehicles fitted with 1.5 and 1.6 EcoBoost engines.

Applications:	Ford 1.5, 1.6 EcoBoost Engine
----------------------	-------------------------------



D-K SEE BELOW
3/8" Sq Drive Oil Filter Cap Wrenches

Cap type filter wrenches prevent damage to filter housing and will withstand up to 115Nm(85lb.ft) of torque. Suitable for use in confined areas.

Model No:	Flutes:	Size:	Applications:
D VS7006.V2-06	14	Ø76mm	BMW, Mercedes, Porsche, VAG
E VS7006.V2-07	12	Ø76mm	Citroen, Ford, Mercedes, Peugeot, Renault, VAG
F VS7006.V2-08	8	Ø76mm	Fiat, Lancia, Moto Guzzi (Motorcycles)
G VS7006.V2-15	18	Ø86mm	Alfa Romeo, Fiat, Mercedes, Renault, Seat, VW
H VS7006.V2-16	16	Ø86mm	Volvo
I VS7006.V2-22	45	Ø93mm	Audi, VW
J VS7006.V2-23	15	Ø95mm	Ford; Transit Vans
K VS7006.V2-24	18	Ø96mm	VAG



L VS7006
30pc Oil Filter Cap Wrench Set
 Extensive set designed for a wide range of vehicles. Cap type filter wrenches, made from 7 and 16 gauge steel, will withstand up to 115Nm(85lb.ft) of torque. Designed to grip like sockets, thereby minimising the possibility of crushed filters. Includes adjustable oil filter wrench. Adaptor allows use with 3/8" or 1/2" Sq drive wrenches.

Adaptor:		3/8" Sq Drive (M) x 1/2" Sq Drive (F)	
Size:	Flutes / Steps	Size:	Flutes / Steps
65mm	14/1	80mm	15/1
65-67mm	14/2	80-82mm	15/2
66mm	6/1	86mm	16/1
68mm	14/1	86mm	18/1
73mm	14/1	90mm	15/1
74mm	15/1	92mm	10/1
74-76mm	15/2	93mm	15/1
75-77mm	15/2	93mm	36/1
76mm	8/1	93mm	45/1
76mm (Shouldered)	12/1	95mm	15/1
76mm	14/1	96mm	18/1
76mm	30/1	100mm	15/1
78mm	15/1	106mm	15/1

Filter Claw Wrench: Ø65-120mm



M VSE203
12pc Oil Pressure Test Kit
 Ø65mm Gauge fitted with heavy-duty cover. Tests oil pump pressure and also low oil warning devices. Fitted with quick coupling adaptors and 1.3m hose. Includes 90° coupling adaptor for limited access applications.

Adaptors: 1/8" DIN 2999, 1/8" x 27NPT, 1/4" x 18NPT, 3/8" x 20UNF, 1/2" x 20UNF, M10 x 1, M12 x 1.5, M14 x 1.5, M16 x 1.5, M18 x 1.5mm, 90° Elbow

**A VS7200****Oil Filter Cap Remover - Ford/Jaguar/Citroen/Peugeot 2.0D/2.2D Diesel**

Suitable for removing the cap from the oil filter housing on Ford, Citroen, Peugeot 2.0D/2.2D HDi/TDCi diesel engines (DW10C, DW12C) and Jaguar XF 2.2D from 2012 onwards. Allows access to the hard-to-reach 27mm hex located on the filter cap. Use with 1/2" Sq drive wrench.

OEM Tool: 303-1579

Applications:

Ford: C-Max, Grand C-Max, S-Max, Focus, Mondeo, Galaxy, Kuga

Citroen: C4, C5, Picasso, Grand Picasso

Peugeot: 308, 3008, 508, 5008, 407, RCZ


Jaguar: XF

**B VS653****T-Handle Oil Drain Plug Key - VAG**

Designed specifically for the plastic sump plugs found on the VAG TFSi engines. Also designed for use on the cam cover of new 1.6 and 2.0 twin cam diesel VAG engines. Features T-handle for quick operation.

OEM Tool: T10549

Applications: VAG Sump Plug; 1.2, 1.4, 1.8, 2.0 TFSi, VAG Cam Cover; 1.6, 2.0 TDi

**C-F SEE BELOW****3/8" Sq Drive Low Profile Oil Filter Sockets**

High grade steel sockets. Low profile design enables use on cartridge style filters.

C Model No:	SX112
Size:	27mm
Drive:	3/8" Sq
Applications:	Mercedes; A Class
D Model No:	SX113
Size:	32mm
Drive:	3/8" Sq
Applications:	Vauxhall/Opel; Astra-G, Corsa-B, Zafira
E Model No:	SX114
Size:	36mm
Drive:	3/8" Sq
Applications:	BMW; 24v Petrol/Diesel, Ford Duratorq; Mondeo 2.0D, Transit 2.0, 2.5, Mercedes; Vito CDi, Vauxhall/Opel; 16v (98on)
F Model No:	SX115
Size:	38mm
Drive:	3/8" Sq
Applications:	Vauxhall; Vectra 2.0D

**G****36L****Manual Discharge****G AK36D****36L Mobile Oil Drainer - Manual Discharge**

For full details, see page 650.

**H****80L****Gravity Discharge****H AK80D****80L Mobile Oil Drainer - Gravity Discharge**

For full details, see page 650.

**I-N SEE BELOW****Oil Filter Cap Wrenches**

Cap type oil filter wrenches. Crowned tops provide extra leverage points for removing stubborn oil filter housing caps. Aluminium alloy material minimizes risk of damage to filter housing.

Model No:	Size:	Flutes:	Drive:	Applications:
I VS7111	Ø64.5mm	14	3/8" Sq	Toyota
J VS7112	Ø64.5mm	14	3/8" Sq	Lexus/Toyota
K VS7113	Ø74.5mm	14	3/8" Sq	Mercedes
L VS7114	Ø87mm	16	1/2" Sq	Volvo
M SX226	Ø74mm	14	3/8" Sq	Audi, BMW, Citroen, Fiat, Ford, Lancia, Mazda, Mercedes, Nissan, Peugeot, Porsche, Renault, Suzuki, Toyota, Vauxhall/Opel, VW
N VS7115	Ø93-96mm	18	3/8" Sq	Renault dCi 2.2 G9T, 2.5 G9U



A VS7009
7L Transmission & Engine Oil Filling System

Manually operated oil dispensing unit manufactured from composite materials. Large visual measurement will identify amount dispensed. Supplied with a range of five automatic transmission fluid adaptors. Delivers approximately 70ml per stroke. Features a fluid control valve and adaptor stowage to minimize oil leakage when not in use.

Capacity:	7L
Hose Length:	1.5m



B VS70095
3L Transmission Oil Filling System

Pump operated oil dispensing unit with a 3L capacity. Supplied with five multipurpose and three vehicle specific automatic transmission fluid adaptors. Features a fluid control and depressurising valve.

Capacity:	3L
Maximum Pressure:	20psi(1.4bar)
Hose Length:	1.5m
Applications:	
Mercedes M12 Thread:	722.9 Gearbox
Audi/VW M22 Thread:	CVT (Continuously Variable Transmission)
Audi/VW M24 Thread:	DSG (Direct-Shift Gearbox),
Multi-Purpose Adaptors:	M10 x 0.9mm Thread, M10 x 1mm Thread, 3 x Angled



C VS70096
5L Transmission Oil Filling System

Pump operated oil dispensing unit with a 5L capacity. Ideal for filling manual transmissions and differentials. Supplied with 100° hooked metal and flexible adaptors. Features a fluid shut-off valve to prevent accidental spillage. Includes a pressure gauge.


Capacity:	5L
Maximum Pressure:	15psi(1bar)
Hose Length:	1.5m



D VS70091
Transmission Oil Filler Adaptor - VAG

For use in conjunction with Model No. VS7009 Transmission and Engine Oil Filling System. Suitable for automatic transmissions on VAG vehicles.

Thread Size:	M30 x 1.5mm
---------------------	-------------



E VS70092
Transmission Oil Filler Adaptor - Toyota/Lexus

For use in conjunction with Model No. VS7009 Transmission and Engine Oil Filling System. Suitable for automatic transmissions on Toyota/Lexus vehicles.

Thread Size:	M18 x 1.5mm
---------------------	-------------



F VS70093
Transmission Oil Filler Adaptor - VW Passat/Tiguan

For use in conjunction with Model No. VS7009 Transmission and Engine Oil Filling System. Suitable for automatic transmissions on VW Passat and Tiguan 2007 onwards.

Thread Size:	M10 x 1mm
---------------------	-----------



G VS70090
3pc Transmission Oil Adaptor Set

For use in conjunction with Model No. VS7009 Transmission and Engine Oil Filling System. Set contains automatic transmission oil adaptors suitable for Audi, Mercedes and VW vehicles. Supplied in storage case.

Thread Size:	M12, M22, M24
Applications:	
Mercedes M12 Thread:	722.9 Gearbox
Audi/VW M22 Thread:	CVT (Continuously Variable Transmission)
Audi/VW M24 Thread:	DSG (Direct-Shift Gearbox)



A

8L

Oil

Antifreeze

**A TP204****8L Vacuum Fuel/Fluid Extractor**

For full details, see page 437.



B

9L

15L

25L

Low Profile

B SEE BELOW**Low Profile Drip Trays**

Low profile drip trays manufactured from hard-wearing recycled polypropylene. These have a broad appeal to both the classic car user and general mechanic. Purpose-made for the recovery of oil and fluids, these drip trays can be left under most vehicles due to their low profile design. These are ideal for use over prolonged periods of time, catching any drips that may occur whilst in storage or in the workshop. Model No's DRPL15 and DRPL25 are extra-long in order to cover drips from both engine and gearbox.

Model No:	Size (W x D x H):	Capacity:
DRPL09	570 x 390 x 50mm	9L
DRPL15	1000 x 400 x 50mm	15L
DRPL25	1100 x 550 x 50mm	25L



C

1/2"

Sq Drive

VAG

C VS70097L**Transmission Filter Wrench Long - VAG**

Specially designed for the oil and filter change on DSG gearboxes fitted in VAG vehicles. Time-saving tool, allows filter removal without removing the battery. Shorter version available for common rail engines - Model No. VS70097S (see D).

Drive: 1/2" Sq



D

1/2"

Sq Drive

VAG

D VS70097S**Common Rail DSG Transmission Filter Wrench - VAG**

Specially designed shorter version (100mm) for VAG models with common rail engines and DSG gearboxes. Time-saving tool, allows filter removal without removing the battery. Longer version available - Model No. VS70097L (see C).

Drive: 1/2" Sq



E

3/8"


Sq Drive

JAGUAR

E VS266**Automatic Gearbox Filler Wrench - Jaguar**

Suitable for Jaguar XJR, XJ, XK8, XKR, XF and S-Type using the 6HP26 automatic transmission. Allows the oil filler bung to be accessed where space is limited. Supplied with two adaptor pieces.

Drive: 3/8" Sq




F

AUDI

Features scale for accurate measurement.

F VS600ED**600mm Engine Dipstick - Audi**

Designed to measure the engine oil levels on Audi vehicles fitted with electronic oil level systems. Can also be used to calibrate the driver's instrument panel. Will also check the engine oil level on Audi; A4/A5 3.2 6-cylinder engines.

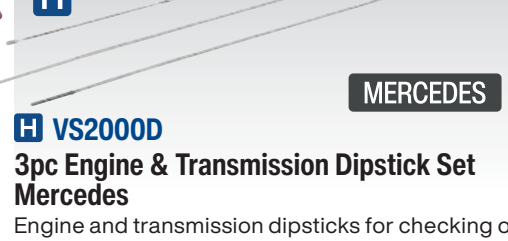
OEM Tool: T40178
Length: 600mm

G

MERCEDES

G VS1200TD**1200mm Transmission Dipstick - Mercedes**

Transmission dipstick for checking the fluid level on Mercedes 722.6, 722.7, 722.8 and 716.5 automatic transmissions, fitted to most Mercedes vehicles from 1996 to 2006. The dipstick is a service tool, therefore must be removed after the fluid has been checked. Made from spring steel with plastic measuring tip for accurately checking the fluid level.

Transmission Codes: 722.6, 722.7, 722.8, 716.5
Length: 1.2m

H

MERCEDES

H VS2000D**3pc Engine & Transmission Dipstick Set Mercedes**

Engine and transmission dipsticks for checking oil level. This comprehensive set is compatible with a large selection of vehicles in the Mercedes range. Engines ranging from 1988 to 2005. Transmissions ranging from 1996 to 2006. The dipstick is a service tool, therefore must be removed after the fluid has been checked.

Blue - Engine Codes: 103, 104, 111, 112, 113, 119, 120, 137, 271, 272, 604, 605, 606, 611, 612, 613, 628, 642, 646, 647, 648
Green - Transmission Codes: 716.5, 722.7, 722.8
Red - Transmission Code: 722.6



A VS7032
52pc Bearing Race & Seal Driver Set

Set of 49 square edged heavy-duty steel drivers from Ø18mm to Ø74mm. Suitable for installation of bearings or seals without damaging the bearing, seal or housing. Adaptors can also be used in a standard workshop press. Supplied in storage case.

Contents: Driver (x49), Punch, Punch Extension, 3mm Hex Key

Driver Sizes: Ø18-65mm (1mm increments), Ø74mm



F VS5211
4pc O-Ring Removal Tool Set

Set of four angled tools that allow removal of O-rings and seals without damage. Features contoured and spoon tips.

Lengths: 130mm (x2), 200mm (x2)



B VS7002
20pc Oil Seal Removal/Installation Kit

Comprehensive kit for the removal and installation of oil seals without damaging the new seal or housing. Kit includes a seal removal puller and seven adaptors to fit most sizes. Designed to allow original pulley/flange bolt to be used to press in the new seal, ensuring a squarely seated seal every time. Supplied in storage case.

Adaptor Sizes: 28, 34, 42, 46, 49, 56, 64mm

Bolt Adaptors: 8, 10, 12, 14, 16, 18, 20mm

Height of Spacers: 10, 18, 22, 27mm



D VS703
10pc Aluminium Bearing Race & Seal Driver Set

Aluminium

Set of nine aluminium bearing and seal drivers. Suitable for straight installation of bearing race without damage to the bearing or axle housing. Fits most popular bearing race sizes. Supplied in storage case.

Driver Sizes: Ø39.5, 44, 50, 59, 63, 64.5, 72, 76, 81mm



G AK7000
Seal Puller

Chrome shaft with chemically blackened tip insert. Suitable for safe removal of oil and grease seals found in automotive drives and transmissions, without damage to seal or surrounding casting. The two tips fit most popular seal sizes.

Length: 295mm



C VS7024
37pc Bearing & Seal Installation Kit

Lightweight design for the installation of bearings without damaging the bearing or housing. Contains three metal bearing drift sleeves and 34 nylon drifts. Can also be used to install oil seals. Fits most sizes of bearing and seals found on modern vehicles.

Drift Sleeve: Ø25, 40, 60mm

Drift Sleeve Length: 220mm

Nylon Drift Diameter: Ø26, 28, 30, 32 (x2), 35 (x3), 37, 40, 42 (x2), 47 (x3), 52 (x2), 55, 60, 62 (x3), 68, 72 (x2), 75, 80 (x2), 82, 85, 90 (x2), 100, 110mm




E AK658
6pc Double End Oil Drain Plug Key Set

Double end carbon steel keys with chemically blackened finish. Suitable for sump plugs on engine, gearbox and back axle. Use with 19mm socket on ratchet driver. Supplied in storage case.

Contents:

Hex: 5/16", 3/8", 1/2", 8, 10, 12, 14, 17mm


Square: 3/8", 8, 11, 13mm



H VS7033
3pc Axle Bearing Puller Set

3-Piece axle bearing remover set is designed for easy removal of rear axle bearings. Use with Sealey slide hammer PS983 or PS992 (sold separately - see page 609). Puller head sizes: 20, 24, 30mm. Supplied in storage case.

A

**A AK710****17pc Universal Clutch Aligning Tool Set**

Chemically blackened steel components in storage case. Aids alignment of clutch plate for assembly.

Spigot Adaptors:	Ø10.6-20mm
Mandrel:	Ø14.2-25.5mm

D

**D VS711****11pc Clutch Alignment Tool Set**

Suitable for a wide range of vehicles including some light commercial. Screw action provides fast adjustment for required hub diameter. Eight interchangeable spigot adaptors aid close alignment.

Spigot Adaptors:	Ø12, 14-20mm
Mandrel:	Ø15-19, 20-26.6, 23-36mm

G

**G SX0110****Propshaft Impact Socket - Land Rover**

Manufactured from Chrome Molybdenum and specially designed for propshaft bolts on Land Rovers. Slim wall socket design with slim extension enables it to fit perfectly between the yokes of the propshaft. Suitable for most Land Rover Defenders, Discoverys and Range Rovers.

Drive:	1/2" Sq
Socket Size:	9/16"
Outer Socket Diameter:	Ø20mm
Length:	150mm

B

**B VS010****Universal Clutch Alignment Tool**

Nylon components with steel main shaft. Fits 90% of cars and light vans up to 5 Tonne gross (not suitable for vehicles with double plate clutches). Supplied with three different sized expanding collets.

E

**E CV031****Clutch Alignment Set - Commercial**

Suitable for a wide range of commercial vehicles. Screw action provides fast adjustment to suit hub diameter. Four interchangeable spigot adaptors aid close alignment.

Spigot Adaptors:	Ø20, 25, 27, 30mm
Mandrel:	Ø36-45, 42-52mm

H

20L

**H TP17****20L Mobile Gear Oil Dispensing Unit**

Steel construction self-priming lever pump. Fitted with heavy-duty wheels and gripped handle for ease of manoeuvrability. Features a 20L reservoir, 1.9m delivery hose and flow control tap with angled spout. Spout holder within bucket cover for tidy storage when not in use. Suitable for gear oil and fluids with similar viscosity.

Capacity:	20L
-----------	-----

C

1/2"
Sq Drive

12

**C SX051****3pc 12-Point Impact Hub Nut Socket Set**

Heavy-duty, high quality, 12-point, Chrome Molybdenum impact sockets suitable for use with any 1/2" Sq drive impact tool. Blackened finish for added corrosion resistance. Tool suitable for hub nut applications where high torque is required. Supplied in a storage case.

Drive:	1/2" Sq
Contents:	30, 32, 36mm

F

3/4"
Sq Drive**F VSE9540****3/4" Sq Drive Rear Differential Pinion Flange Tool - Land Rover Freelander II**

2-Piece kit essential for removal/installation of the pinion drive nut. Contains 12-sided pinion nut holding tool and splined socket. Suitable for post 2006 Land Rover Freelander 2.

I

**I VS717****Clutch Alignment Tool - BMW Mini 6-Speed**

For clutch plate alignment on 6-speed gearboxes. Engine codes: Petrol; W11, B16A, Diesel; W17, D14. For 5-speed applications use Model No. VS716.

OEM Tool:	212210
Applications:	BMW Mini One D (01-06), Mini Cooper S (01-06), Mini Cooper S JCW (01-06) and Mini Convertible (05-08)

J

**J VS716****Clutch Alignment Tool - BMW Mini 5-Speed**

For clutch plate alignment on 5-speed gearboxes fitted to engine codes (W10, B14A and B16A). For 6-speed applications use Model No. VS717.

OEM Tool:	216100
Applications:	Mini One (01-06), Mini Convertible (05-08) with 5-speed manual transmission

A



A VS011A

SAC Clutch Alignment Tool

Necessary for pre-tensioning self-adjusting clutches before removal or installation. Prevents plate distortion which may prevent the clutch from disengaging or cause dragging. Features a refitting tool, allowing the clutch adjuster to be wound back. Also includes a selection of clutch plate and spigot alignment adaptors.

Adaptors: 17.9, 18.9, 19.9, 20.9, 21.9, 22.9, 23, 25.9, 27.9, 31.9, 33.9mm

Assembly Flywheel Threads: Ø6 x 1, 7 x 1, 8 x 1.25mm

Spigot Adaptors: Ø13.9, 14.9, 15.9, 16.9, 17.9, 18.9, 19.9, 20.9, 21.9mm

E



E VS3075

Dual Clutch Removal/Installation Kit - Ford

Clutch removal/refitting tool kit designed for Ford Dual Clutch systems. Suitable for DPCS6 and 6DCT250 6-speed gearboxes fitted to Fiesta, Focus and EcoSport vehicles. Equivalent to OEM 307-675. Supplied in a storage case with instructions.

Applications: Fiesta 08on, Focus 2012on, B-Max 08on, EcoSport 13on

B



VAG

B VS0122

DSG Clutch Servicing Kit - VAG

Essential tool for DSG clutch removal and installation used on VAG 6/7-speed gearboxes. Kit includes clutch support device, puller, gauge block, thrust piece and assembly lever. Supplied in storage case.

OEM Tools: T10323, T10373, T10374, T10376, T10407

Applications:


Audi:

A3 (04-19)

VW:

Golf (04-19), Touareg (04-19)

C



300kg

C VS0110

Under Vehicle Engine/Gearbox Support

Designed to support the engine or gearbox when mountings or gearbox are being removed. Ideal when replacing clutches or timing belts. Removes the need for using a transmission jack or engine support beam. Fully adjustable, making the unit suitable for most transverse and in-line configurations. Fitted by suspending underneath the vehicle by support hooks and counter-balanced against the underside of the vehicle.

Width: 560mm

Minimum/Maximum Length: 645/965mm

Capacity: 300kg

Weight: 10kg

D



D VS011

Self-Adjusting Clutch Tool

High quality die-cast aluminium tool. Suitable for pre-tensioning clutch plate combination prior to re-assembly.

Spigot Adaptors: Ø21/23mm

Assembly Flywheel Threads: Ø8 x 1.25mm

F



F PS900

Bearing & Gear Puller Set

For full details, see page 607.

G



G VS7022

Universal Bearing Packer

For full details, see page 607.

A 1.5L Capacity
Pneumatic



A VS821
1.5L Pneumatic Brake & Clutch Bleeder

Professional one-person brake and clutch bleeder that uses air from the vehicle tyre. Reservoir holds 1.5L of hydraulic fluid - flush the entire system with one fill without the risk of running the reservoir dry. Maximum pressure of 30psi makes the unit suitable for ABS systems. Features a fluid shut-off valve to prevent accidental spillage and air pressure release valve. Fitted with Ø45mm cap with 90° angled connector which is suitable for most European models. For a selection of alternative Brake and Clutch Bleeder Caps, see page 526.

Adaptors:	Ø45mm Cap
Capacity:	1.5L
Maximum Pressure:	30psi
Optional Caps:	VS820SA, VS820UA, VS0204B, VS0204T, VS0204C4, VS0204C

B 0.5L Capacity



B VS0205
Automatic Brake & Clutch Bleeder

Fast, easy and effective bleeding of brakes and clutch using air from tyre. Innovative design incorporates valve for control of air pressure, extra-long air hose for use with larger vehicles and magnetic reservoir base to prevent accidental spillage. Suitable for use with ABS systems. Supplied with a range of common adaptors.

Adaptors:	Ø25mm Cap & Seal for Lockheed Systems, Ø27mm Cap & Seal for VAG, Ø44/45mm Cap & 2 Seals (Thin for Ø44mm, Thick for Ø45mm) for Metal Girling & ATE Systems, Ø46mm Cap & Seal for some Girling Systems
Capacity:	500ml
Maximum Pressure:	20psi

C 0.4L Capacity



C VS1205
Brake & Clutch Bleeder

One-person brake and clutch bleeder. Bleeding requires no external power source - simply fill and pump. Bottle holds 400ml of hydraulic fluid. Design incorporates pressure control valve set at 20psi. Pressure range makes unit suitable for use with ABS systems. Fitted with Ø45mm cap which is suitable for most European models.

Capacity:	400ml
Maximum Pressure:	1.4bar(20psi)

D 0.5L Capacity



D VS0212
500ml Brake Bleeding Bottle

Collection bottle with wide base for added stability. Features a one-way valve to reduce air re-entering the system, clear hose to evaluate the condition of the fluid and presence of air, vent located in the lid and drain cap for simple emptying of old brake fluid. Includes two hanging hooks.

Capacity:	500ml
Hose Length:	1m

F NEW



F VS0216
Brake Disc Lip Remover Set

Designed to remove the lip and corrosion that can form on the brake disc. The handle bolts to the hub and provides a smooth easy method of spinning the disc for effortless lip and corrosion removal. The set consists of crank handle, scraper and steel blades (x2).



E VS0209
Gravity Brake Bleeder Kit


Patented design maintains the fluid level in the vehicle's brake or clutch fluid reservoir during the bleeding process. No electricity or compressor required, ideal for use on a vehicle lift. Uses the standard 500ml brake fluid bottle in which fluid is supplied, reducing the possibility of contamination. Fast, simple-to-use and features on/off flow valve.



G VS0201
Brake Bleeder Set with Container

Composite collection bottle with magnetic locating pad. Supplied with tube and connectors.

Capacity:	100ml
------------------	-------



H VS020/A
Motorcycle Bleed Adaptor

Suitable for bleeding twin calipers commonly found on motorcycles. For use with Model No's VS020, VS020TC, VS021, VS0202 and VS0203 Vacuum Brake Bleeders.



A VS020
1L Pneumatic Vacuum Brake & Clutch Bleeder

Simple, one-person operation using standard workshop air supply (90-120psi). Quick, clean and efficient. Does not require specialised brake reservoir caps. Draws fluid from the bleed nipple enabling either bleeding or full replacement of fluid in system.

Maximum Air Supply:	120psi
Air Consumption:	180L/min
Tank Capacity:	1L
Inlet Size:	1/4" BSP



B VS020TC
1L Pneumatic Vacuum Single & Twin Brake Caliper/Clutch Bleeder

Simple, one-person operation using standard workshop air supply (90-120psi). Quick, clean and efficient. Does not require specialised brake reservoir caps. Supplied with two bleed lines for twin caliper systems. Draws fluid from the bleed nipple enabling either bleeding or full replacement of fluid in system.

Maximum Air Supply:	120psi
Air Consumption:	180L/min
Tank Capacity:	1L
Inlet Size:	1/4" BSP



C VS021
1L Pneumatic Vacuum Brake & Clutch Bleeder Kit with Replenishment System

Utilises same vacuum unit as Model No. VS020. Includes reservoir top-up kit.

Maximum Air Supply:	120psi
Air Consumption:	180L/min
Tank Capacity:	1L
Inlet Size:	1/4" BSP



D VS0203
2L Workshop Vacuum Brake & Clutch Bleeder

Easy, fast, one-person operation using workshop air supply (90psi). Does not require vehicle-specific reservoir caps. Draws fluid from the bleed screw enabling either bleeding or full replacement of fluid in system. Operation automatically stops when 2L tank is full, preventing spillage. Includes reservoir replenishing bottle, instructions and air line quick connector.

Maximum Air Supply:	90psi
Tank Capacity:	2L
Inlet Size:	1/4" BSP



E VS0215
3L Pneumatic Brake Bleeder

One-person professional pneumatic brake bleeding tool. Pressure range makes unit suitable for use with ABS systems. Reservoir holds 3L - plenty to flush a whole system without the risk of running dry. Two drainage method options allow you to drain brake fluid via the brake caliper with the bottle option for replenishing, or brake reservoir pressurising for full brake bleed.

Maximum Air Supply:	113.8psi
Tank Capacity:	3L
Inlet Size:	1/4" BSP



F VS0202
2.5L Workshop Vacuum Brake & Clutch Bleeder

One-person operation using standard workshop air supply (90-120psi). Professional, quick, clean and efficient. Large capacity for the busy workshop. Draws fluid from the bleed nipple enabling either bleeding or full replacement of fluid in system. Vacuum gauge for precise application. Separate cap for easy emptying. Long lasting silicone rubber hose for ultra flexibility. Includes reservoir top-up kit and adaptors.

Maximum Air Supply:	120psi
Air Consumption:	180L/min
Tank Capacity:	2.5L
Inlet Size:	1/4" BSP

A

2.5L
Capacity**A VS820****2.5L Brake & Clutch Bleeding System**

One-person brake and clutch bleeding the professional way. Bleeding requires no external power source - simply fill and pump. Reservoir holds 2.5L of hydraulic fluid - flush the entire system with one fill, without the risk of running the reservoir dry. Pressure range makes unit suitable for use with ABS systems. Fitted with Ø45mm cap with 90° angled connector which is suitable for most European models. For alternative Brake and Clutch Bleeder Caps (see **B-G**).

Adaptors:	Ø45mm Cap
Capacity:	2.5L
Maximum Pressure:	28psi
Optional Caps:	VS820SA, VS820UA, VS0204B, VS0204T, VS0204C4, VS0204C

B

**B VS820SA****Ø45mm Brake Pressure Bleeder Cap Straight Connector**

For use in conjunction with Model No's VS820, VS821, VS0204, VS0204A, VS0207 and VS0308 Brake & Clutch Bleeding Systems. Brake reservoir cap Ø45mm with straight coupling.

C

**C VS820UA****Brake & Clutch Bleeding System Universal Adaptor**

Universal reservoir cap for Model No's VS820, VS821 & VS0204A Brake & Clutch Bleeding Systems. Supplied with quick connect.

D

**D VS0204B****Brake & Clutch Bleeder Cap Set**

Comprehensive set of brake and clutch reservoir bleed caps, supplied as standard with Model No. VS0204 and VS0207. Also compatible with Model No's. VS820, VS821, VS0204A and VS0308 offering greater coverage of European, Japanese and US manufacturers.

Caps:

Threaded Ø45mm: Most European Manufacturers

Bayonet: Chevrolet, Chrysler, Ford, GM, Honda, Hummer, Hyundai, Jeep, Lexus, Mazda, Mitsubishi, Nissan, Subaru, Toyota

Rubber Cones: Universal; 30-55, 47-84mm

E NEW

TESLA

**E VS0204T****Brake Pressure Bleeder Cap Set - Tesla**

Brake reservoir bleed caps specially designed for use on Tesla vehicles. Manufactured from aluminium, this adaptor is suitable for pressure bleeding works that require a pressure range up to 2.5bar/36psi. Heavy-duty adaptor set for Tesla Model S & X and 3 & Y. Compatible with Sealey Brake Bleeders VS0204, VS0204A, VS0207, VS820, VS821 and VS0308.

Applications: Tesla Model S (2012-2021), Model 3 (2017-2021), Model X (2015-2021), Model Y (2020-2021)

Sizes: Adapter 3 & Y Core diameter Ø35mm, wing inner diameter Ø40mm, wing outer diameter Ø52mm, Adapter S & X Core diameter Ø35mm, cover inner diameter Ø48mm, cover outer diameter Ø60.5mm

F NEW

**F VS0204C4****Ø45mm Brake Pressure Bleeder Cap 90° Connector with Hose**

Ø45mm Brake and clutch reservoir bleed cap (2001-2022). 90° Connector with hose for use where access is restricted. Manufactured from aluminium, this adaptor is suitable for pressure bleeding work that requires 1-2bar/14-30psi pressure range. Heavy-duty adaptor covers most vehicles. Compatible with Sealey Brake Bleeders VS0204, VS0204A, VS0207, VS820, VS821 and VS0308.

G VS0204C**7pc Brake & Clutch Pressure Bleeder Cap Set**

Brake and clutch reservoir bleed caps (2001-2022). Aluminium made adaptor suitable for pressure bleeding works that require 1-2 bars/14-30psi pressure range. Heavy-duty adaptor set covers most vehicles. Compatible with Sealey Brake Bleeders VS0204, VS0204A, VS0207, VS820, VS821 and VS0308.

G NEW



Contents: Cap 1; Toyota, Lexus, Cap 2; Chevrolet, GMC, Ford, Hyundai, Kia, Mazda, Mitsubishi, Cap 3; Honda, Acura, Cap 4; European Ford, Nissan, Cap 5; Mazda, Suzuki, Cap 6; Nissan (Cube, Juke, Leaf, Micra, Maxima, Tilda, Versa), Cap 7; Chrysler, Dodge, Jeep, Ram, Mitsubishi (Raider), Toyota (Tacoma)

A 5L **AIR Operated** Pneumatic



A VS0204

Pneumatic Brake & Clutch Pressure Bleeder Kit

One-person pressure brake and clutch bleeding system suitable for the professional workshop. Low pressure tank (20-40psi) can be pre-charged with compressed air, making the unit fully portable. Large reservoir means reduced risk of running the system dry during bleeding process or complete fluid change. Suitable for use on ABS systems. Features a long delivery hose for operation with a low level ramp and long reach handle for easy mobility. Supplied with a range of European, Japanese and US vehicle adaptors. Compatible with DOT 3.0, 4.0, 4.0LV and 5.1 Poly-Glycol based brake fluids. NOT compatible with DOT 5.0 Silicone based brake fluid.

Maximum Air Supply:	40psi
Air Consumption:	4.5cfm
Tank Capacity:	5L
Inlet Size:	1/4" BSP
Hose Length:	3.7m



C 5L **AIR Operated**



Pneumatic

C VS0204A

Pneumatic Brake & Clutch Pressure Bleeder Kit

One-person pressure brake and clutch bleeding system suitable for the professional workshop. Low pressure tank (20-40psi) can be pre-charged with compressed air, making the unit fully portable. Large reservoir means reduced risk of running the system dry during bleeding process or complete fluid change. Suitable for use on ABS systems. Features a long delivery hose for operation with a low level ramp and long reach handle for easy mobility. Supplied with Ø45mm cap with 90° angled connector which is suitable for most European models. For other applications, order optional Brake Reservoir Cap Ø45mm Straight Connector - Model No. VS820SA, Universal Adaptor - Model No. VS820UA or Brake & Clutch Bleeder Cap Set - Model No. VS0204B.

Maximum Air Supply:	40psi
Air Consumption:	4.5cfm
Tank Capacity:	5L
Inlet Size:	1/4" BSP
Hose Length:	3.7m

B 12V 2L




B VS0207

12V Brake & Clutch Pressure Bleeding Kit

Powered by the vehicle's own 12V battery. Allows single-handed bleeding of the vehicle's brake or clutch system and is fitted with a long, high pressure hose. Bleed pressure is closely controlled up to 2.5bar - suitable for most vehicles (even those with ABS). Unit fitted with auto-shut-off device to prevent the system running dry and is supplied with a variety of European, Japanese and US vehicle adaptors, bleed bottle and fluid extractor.

Maximum Pressure:	2.5bar
Supply:	12V
Capacity:	2L
Cable Length:	4m
Hose Length:	5m

D



D PFT15

On-Vehicle Hydraulic Brake Pipe Flaring Kit

Produces accurate automotive SAE and DIN flares on 3/16", 4.75mm, 5mm and 6mm brake pipes. Ideal for splicing in replacement sections of brake pipe. Powerful, lever operated hydraulic ram makes it suitable for steel pipes. Features quick release chuck, twist lock die block housing for fast assembly and rotating hydraulic pipework to give easy-access in confined spaces.

Contents:	SAE; 3/16", 5mm, 6mm, DIN; 4.75mm, 5mm, 6mm
------------------	---



A



A VS0274

Pocket Brake Fluid Tester

Integrated circuitry checks moisture content of fluid by measuring the electrical resistance and comparing it with acceptable limits. Easy calibration check using water. Five LED read-out. Just switch on and insert probe for immediate result. Works on all grades of brake fluid. Powered by 1 x AAA battery (supplied).

B



B VS0272

Pocket Brake Fluid Tester

Electrolytic tester. Integrated circuitry checks moisture content of fluid by measuring the electrical resistance and comparing it with acceptable limits. Easy calibration check using water. Three LED read-out. Just switch on and insert probe for immediate result. Red LED warns when battery is low and needs replacing. Powered by 1 x AAA battery (supplied).

C



C VS027

Brake Fluid Tester Electrolytic

Comparative electrolytic type tester. Checks moisture content of fluid by resistance to electric current. Easily calibrated using new brake fluid. Audible test cycle with 3 LED read-out. Just insert probe and press button for immediate result. Works on DOT 3, 4 and 5.1 specification fluids. Powered by a 9V battery (not included).

D

12V



D VS0275

Brake Fluid Tester - Boil Test

The approved method of testing the water content of brake fluid. Just 3% of moisture can lower the brake fluid boiling point by over 100°C. The best way to detect this small water content is to measure the boiling point of the fluid. The unit incorporates a heater element, LCD display and a power lead for use on 12V DC power supplies. Works on DOT 3, 4, 5 and 5.1 specification fluids. Supplied in storage case with full operating instructions.

I



I 9202

Premium Goggles - Indirect Vent

For more information, see page 1278.

E



F



E-F SEE BELOW

Pressure Solvent Sprayers with Viton® Seals

Suitable for use with most brake cleaners, detergents, traffic film removers, penetrating oils and weed killers. Viton® seals allow use with a wide range of semi volatile chemicals that would deteriorate standard seals. Adjustable nozzle enables a mist to jet pattern, which allows an easy and direct application of liquid exactly where it is required. Robust composite construction.

Model No:	Capacity:
E SCSG02	1L
F SCSG03	1.5L

G



H



G-H SEE BELOW

Premium Pressure Solvent Sprayers with Viton® Seals

Premium quality hand pump sprayers. Suitable for use with most brake cleaners, detergents, traffic film removers, penetrating oils and weed killers. Viton® seals allow use with a wide range of semi volatile chemicals that would deteriorate standard seals. Adjustable nozzle enables a mist to jet pattern, which allows an easy and direct application of liquid exactly where it is required. Robust composite construction.

Model No:	Capacity:
G SCSG04	1L
H SCSG05	1.5L

J



J SCSG06

Premier Industrial Pressure Sprayer with Viton® Seals

For full details, see page 1134.

Working Capacity:	1L
Total Capacity:	1.5L

K

200ml



K VS404

200ml Oil & Brake Fluid Inspection Syringe

Multipurpose syringe with Viton® seal, ideal for the transfer of oils/fluids to and from vehicle components such as brake master cylinders, oil filter housings, power steering reservoirs, differentials and gearboxes. Translucent body allows easy inspection of oils and fluids.

Capacity:	200ml
-----------	-------



A VS0290
Brake Disc Run-Out Kit

Check for ball joint wear and brake disc run-out quickly and easily. Locking pliers secure to any convenient position, enabling DTI gauge to be placed against brake disc. Kit includes Metric calibrated DTI gauge.


Deflection/Travel:	10mm
Graduation:	0.01mm
Shank Size:	8mm



B VS0210
Brake & Fuel Pipe Inspection Tool

Specially designed for the removal of corrosion from brake and fuel pipes for fast and thorough inspection. Features 12 cleaning edges for different sizes and types of pipes. Includes curved cleaning edges for hard-to-reach areas. DVSA compliant tool.

Applications:	3.5mm (Citroen), 4, 4.75mm, 3/16" Pipes
----------------------	---



C VS059
8pc Brake Pad Thickness Gauge

Ideal for quickly checking the thickness of the brake pad lining. Colour-coded blades fit between the disc and brake pad backing plate. Dual marked in Metric and Imperial.

Blade Sizes:	
Red:	2, 3mm(0.0787, 0.1181")
Yellow:	4, 5, 6mm(0.1575, 0.1969, 0.2362")
Green:	8, 10, 12mm(0.3150, 0.3937, 0.4724")



D VS0213
Ratchet Brake Piston Tool

Designed for floating calipers fitted with single or twin piston and also for fixed calipers fitted with twin or quad pistons. Ratchet mechanism provides speed and versatility saving time and money.

Maximum Spread:	73mm
------------------------	------



E VS058
Brake Pad Thickness Gauge

Ingenious time-saving tool and essential for any garage. Measures the brake pad lining on the vehicle without removing the road wheel. Slim design enables the tool to locate the rear of the pad backing plate, allowing the probe to measure the distance between the underside of the backing plate and brake disc. Suitable for both internal and external brake pads. Features calibration line, plus minimum 1.5mm pre-MOT check mark. Designed for brake pads that have a normal 6mm thick backing plate (Class IV, V).

Range:	1.5-13mm
---------------	----------



F VS0291
Air Hammer Impact Driver

Used in conjunction with a standard air hammer at low pressure and 5/16"(8mm) Hex bit. Vibration shakes the screw loose doing the hard work for you, while rotation is applied with the handle. Ideal for corroded, countersunk, overtightened and painted screws. No more stripping of screw heads.

Shank Size:	.401" Parker Taper
Bit Size:	5/16"(8mm), Bits not supplied




A VS0245
Brake Wind-Back Tool - Low Profile - VAG

Enables retraction of the piston on rear brake calipers. Helps prevent damage to pistons and seals. Special low profile design for VAG vehicles.

Applications:

Audi: A3, A4, A5, A6, A8, S3, S4, S5, S6, S8, RS4, RS6, RS8

VW: Santana, Jetta, Bora, Golf, Passat, Lavida, New Beetle, Phaeton, Polo, Magotan, Sagitar, Scirocco, Touareg, Tiguan, Eos, Multivan, Caravelle, Sharan



B VS0240
4pc Brake Piston Wind-Back Tool Kit

Kit consists of adaptors with thrust bolt assembly and reaction plate suitable for push-back and wind-back brake pistons. Helps prevent damage to pistons and seals.


Pin Size:	Ø6mm
Distance Between Pin Centres:	19, 33mm



C VS0244
Left/Right-Handed Brake Piston Wind-Back Tool

Unique double end design for retracting left and right-handed rear caliper pistons.


Pin Size:	Ø6mm
Distance Between Pin Centres:	13mm



D VS0247
Left-Handed Brake Piston Wind-Back Tool with Double Adaptor

Double end tool. Enables retraction of the piston on rear brake calipers allowing new brake pads to be installed.

Pin Size:	Ø6mm
Distance Between Pin Centres:	22, 33mm



E VS024
Brake Piston Wind-Back Tool with Double Adaptor

Double end tool. Enables retraction of the piston on rear brake calipers allowing new brake pads to be installed.

Pin Size:	Ø6mm
Distance Between Pin Centres:	22, 33mm



F VS0211
5pc Brake Piston Wind-Back Tool Kit

Innovative dual purpose tool designed to push and wind-back brake calipers. Fast and simple, one-handed use. Lightweight and durable materials enable the tool to work on most common caliper designs. Suitable for use on either left or right-handed wind-back calipers. Supplied with four common adaptors but compatible with all 2-pin magnetic adaptors in the Sealey range, making the tool truly versatile.



G AK711
Disc Brake Piston Spreader Tool

Chemically blackened steel spreader plates. An essential tool for retracting the brake piston to allow insertion of new brake pads. Suitable for most ATE, Bendix, Delco and Girling calipers.

Maximum Spread:	90mm
------------------------	------



H VS0248
Disc Brake Piston Spreader Tool

Heavy-duty design with internal bearings and force screw action insures effortless and even force distribution. An essential tool for retracting the brake piston to allow insertion of new brake pads. Suitable for most 1, 2, 4 and 6 piston configurations found on ATE, Bendix, Brembo, Delco and Girling calipers. Black Phosphate finish.

Maximum Spread:	100mm
------------------------	-------





A VS0282
21pc Brake Piston Wind-Back Tool Kit
 Suitable for push-back and wind-back brake pistons. Includes left and right-handed thrust bolt assemblies, reaction plate, hex bits and adaptors and includes the 3-pin VAG adaptor. Supplied in storage case.

Hex Bits: 10, 12mm



D VS0286
29pc Air Operated Brake Wind-Back Tool Kit
 Air operated wind-back tool suitable for left or right-hand wind-back operations. Fast, lightweight and easy-to-use. Master set of adaptors suit a wide range of vehicle applications. Suitable for push-back and wind-back brake pistons. Left-handed thrust required for Citroen, Ford and Renault applications. Interchangeable adaptor plates with thrust bolt assembly and reaction plate. Includes 3/8" Sq drive adaptor and 2-pin magnetic adaptor for added flexibility. Kit helps prevent damage to pistons and seals. Supplied in storage case.

Operating Pressure: 90psi



B VS0285
30pc Brake Piston Wind-Back Tool Kit
 Suitable for push-back and wind-back brake pistons. Includes left and right-handed thrust bolt assemblies. Left-handed thrust bolt required for Citroen, Ford and Renault applications. For full details, see www.sealey.co.uk. Supplied in storage case.



E VS02821
Rear Brake Piston Wind-Back Adaptor - VAG
 Adaptor enables retraction of the piston on rear brake calipers when used in conjunction with a traditional wind-back tool with a 2-pin adaptor mounting. 3-Pin design suitable for VAG vehicles.

Pin Size:	Ø3mm
Mounting Pin Size:	Ø6mm
Distance Between Pin Centres:	20mm
Applications:	VS0211, VS0240, VS0282, VS0285, VS0286, VS0287




J VS039
3/8" Sq Drive Brake Piston Cube
 Five possible pin configurations fit US and European applications. Use with 3/8" Sq drive ratchet wrench and extension bar. Not for use with impact type ratchets.



K VS0216
Brake Disc Lip Remover Set
 For more information, see page 524.



C VS0287
50pc Brake Piston Wind-Back Tool Kit
 Suitable for push-back and wind-back brake pistons. Includes left and right-handed thrust bolt assemblies, caliper removal tools and grease container. For full details, see www.sealey.co.uk. Supplied in storage case.



F-I SEE BELOW
Adjustable Brake Wind-Back Adaptors
 Adjustable 2-pin and 3-pin brake wind-back adaptors suit a wide range of vehicle applications. 3-Pin design suitable for Electronic Park Brake (EPB) and VAG vehicles. 2-Pin drive compatible with Model No's VS0282, VS0285, VS0287, VS0286 and VS0211. 3/8" Sq Drive compatible with Model No's VS024, VS0244 and VS0286.

Model No:	Pins:	Drive:
F VS326	3	2-Pin
G VS327	2	2-Pin
H VS328	2	3/8" Sq
I VS329	3	3/8" Sq



L VS0572
2pc 3/8" Sq Drive Brake Drum Remover
 For more information, see page 539.




A VS0348
10 x 11mm Brake Pipe Spanner
 Manufactured from Chrome Vanadium steel with anti-slip finish.

Sizes:	10 x 11mm
--------	-----------



E VS0347
10 x 11mm Flexi-Head Ratchet Brake Pipe Spanner
 Manufactured from high quality stainless steel with a fully polished satin finish. Features double end 72-tooth ultra-smooth ratchet with flexi-head for limited access applications. Ideal for most brake pipe fittings.

Sizes:	10 x 11mm
--------	-----------



G VS0290
Brake Disc Run-Out Kit
 Check for ball joint wear and brake disc run-out quickly and easily. Locking pliers secure to any convenient position, enabling DTI gauge to be placed against brake disc. Kit includes Metric calibrated DTI gauge.

Deflection/Travel:	10mm
Graduation:	0.01mm
Shank Size:	8mm



B AK600
3pc Flare Nut Spanner Set
 Drop-forged Chrome Vanadium steel with contoured shafts. Fully hardened, tempered, chrome plated and fully polished for resistance to corrosion. Flare type spanner jaw suitable for most common sizes of compression joint fittings. Three spanners covering six sizes.

Contents:	10 x 11, 13 x 14, 15 x 17mm
-----------	-----------------------------



F VS0204A
Pneumatic Brake & Clutch Pressure Bleeder Kit
 For more information, see page 527.



I SEE BELOW
500ml Brake Parts Cleaner
 For full details, see page 1118.

Model No:	Pack Quantity:
SCS011	6
SCS011S	1



C-D SEE BELOW
Double End Brake Bleeder Spanners
 Specially designed caliper bleed nipple spanners simplify brake bleeding. Fitted with neoprene rubber seals which stops air being put into the system. Colour-coded for easy size identification.

Model No:	Spanner Sizes:
C VS4511	8 x 9mm
D VS4512	10 x 11mm



H VS820
2.5L Brake & Clutch Bleeding System
 For full details, see page 526.

A



A VS5055

Brake Pipe Bender

Compact design for bending automotive brake pipes without crushing the pipe walls. Rigid construction makes it suitable for steel pipes.

Capacity: Ø3mm(1/8"), 4.75mm(3/16"), 6mm(1/4")

B



B AK5055

3-in-1 Automotive Brake Pipe Bender

Suitable for most automotive applications. Bends pipe without crushing walls.

Capacity: Ø6, 8, 10mm(Ø1/4", 5/16", 3/8") Pipe up to 180°

C



C VS0346

4-in-1 Automotive Deluxe Pipe Bender

Twin handles provide even force for accurate pipe forming. Slender design allows pipes to be shaped in situ. Ideal for aluminium, brass, copper and steel pipe. Contoured vinyl grip handles provide extra comfort and control.

Capacity: Ø3/16"(4.75mm), 1/4", 5/16", 3/8"

D



D VS0341

Brake Pipe Bending Pliers

Fast, accurate and simple bending of brake pipe - even on the vehicle. Bends 3/16"(4.75mm) and 1/4"(6mm) brake pipe up to 90°. Forged steel jaws with anti-corrosion finish. Soft grip handles aid comfort and control.

Capacity: 3/16"(4.75mm), 1/4"(6mm)

E



E VS0344

4-in-1 Automotive Pipe Bender

Twin handle provides even force for accurate pipe forming. Sliding mechanism allows quick adjustment for different sized pipes. Capable of bending pipes in situ. Ideal for aluminium, brass, copper and steel pipe.

Capacity: 3/16" (4.75mm), 1/4", 5/16", 3/8"

F



F VS0507

Brake Pipe Bending Tool

Vice mounted brake pipe shaping tool, designed for use on automotive applications. Dual stepped sections allow pairing of pipes for correct curvature for uniformed alignment to vehicle. Suitable for 3/16"(4.76mm) cupro-nickel, copper and steel pipe.

Capacity: 3/16"(4.76mm)

Diameter: Ø21, 31.5, 46.5, 61.5, 76.5mm

D



H




H VS0506

Brake Pipe Straightening Tool

Brake pipe straightener designed for use on automotive applications. This unique design is fast and easy-to-use. Suitable for 3/16"(4.76mm) cupro-nickel, copper and steel pipe. Features hole for marker pen.

G



G VS0375

Handheld Brake Pipe Bender

Provides two sizes of bend for accurate and safe shaping of 3/16" automotive brake pipes without risk of kinking. Fitted with a 6mm hex slot for ease of holding/turning.

H



F




Vice not included.



A PFT11
On-Vehicle Micro Brake Pipe Flaring Tool Set

Produces accurate automotive SAE and DIN flares on 3/16" and 4.75mm pipes respectively. Lightweight body makes it ideal for splicing in replacement sections of brake pipe on-vehicle. Suitable for steel pipes. Supplied in storage case.

Contents: 3/16" SAE, 4.75mm DIN



D AK5063
Brake Pipe Flaring Tool Kit

Suitable for producing single and double flares on copper tubing. Compact design with integral flare press and locking-grip plier style pipe clamp make this tool particularly suitable for on-vehicle use.

Contents: 3/16", 1/4", 5/16", 3/8", 1/2" SAE



B PFT12
On-Vehicle Micro Brake Pipe Flaring Tool

Produces accurate automotive SAE flares on 3/16" pipes. Lightweight body makes it ideal for splicing in replacement sections of brake pipe on-vehicle. Suitable for copper, cupro-nickel and steel pipes.


Contents: 3/16" SAE



E PFT08
On-Vehicle Brake Pipe Flaring Tool


Produces accurate automotive SAE and DIN flares on common sizes of brake pipe. Small body is suitable for on-vehicle applications. Ideal for splicing in replacement sections of brake pipe for repair or after accident damage. Use with ratchet and socket or standard spanner.

Contents: 3/16" SAE, 4.75mm DIN



C BS10125
M10 x 1mm x 25mm Brake Bleed Screw

Pipe Size:	Ø3/16"
Length:	25mm
Thread Size:	M10 x 1mm
Pack Qty:	10



F BN10100FT
M10 x 1mm Full Thread Male - Metric

Pipe Size:	Ø3/16"
Thread Size:	M10 x 1mm
Type:	Full Thread
Flare Type:	DIN
Pack Qty:	25



G BN10100
M10 x 1mm Short Female - Metric

Pipe Size:	Ø3/16"
Thread Size:	M10 x 1mm
Type:	Short Female
Flare Type:	DIN
Pack Qty:	25




H SCS110
500g Red Rubber Grease Tin

Lubricating red rubber grease, ideal for use on brake assemblies. Also compatible with nitrile O-rings and seals.

Size: 500g

A



A PFT15

On-Vehicle Hydraulic Brake Pipe Flaring Kit

Produces accurate automotive SAE and DIN flares on 3/16", 4.75mm, 5mm and 6mm brake pipes. Ideal for splicing in replacement sections of brake pipe. Powerful, lever operated hydraulic ram makes it suitable for steel pipes. Features quick release chuck, twist lock die block housing for fast assembly and rotating hydraulic pipework to give easy-access in confined spaces.

Contents: SAE; 3/16", 5mm, 6mm, DIN; 4.75mm, 5mm, 6mm

B



B PFT10

On-Vehicle Hydraulic Brake Pipe Flaring Tool Kit

Produces accurate automotive SAE and DIN flares on 3/16" and 4.75mm pipes respectively. Small body makes it ideal for splicing in replacement sections of brake pipe. Features a hydraulic ram which also makes it suitable for steel pipes. Supplied in storage case.

Dies: 3/16" SAE, 4.75mm DIN

C



C PFT02

Brake Pipe Flaring Kit

Simple and accurate production of automotive type double flares. Cam-action body fits into bench vice. Supplied with 3/16" SAE and 4.75mm DIN dies for most popular flares. Other sizes available on request. Suitable for steel pipes and supplied in storage case with full instructions and die listing.

Contents:
Dies: 3/16" SAE, 4.75mm DIN
Clamp Blocks: 3/16" SAE, 4.75mm DIN

D



D PFT07

Brake Pipe Flaring Kit - Turret Type

Produces accurate automotive double flares on most common sizes of brake pipe. Cam-action body mounts in bench vice for ease of use. Includes dies and clamp blocks for forming most popular flares. Optional 3/8" clamp block available. Supplied in storage case.

Contents:
Dies: 3/16", 1/4", 5/16", 3/8" SAE, 4.75, 8mm DIN
Clamp Blocks: 3/16", 1/4", 5/16", 4.75mm
Optional 3/8" Clamp Block: PFT07.04

E AB068BPN

200pc Brake Pipe Nut Assortment Metric & Imperial

Pipe Fitting: 3/8", 1/4"
Contents (Approx. Quantity): Ø3/16" Pipe; 3/8"UNF x 24tpi Long Female (x10), M10 x 1mm Short Female (x30), 3/8"UNF x 24tpi Long Male (x10), M10 x 1mm Short Male (x100), M10 x 1mm Long Male (x5), M10 x 1mm Full Thread Male (x15), M10 x 1.25mm Long Male (x5), M10 x 1.25mm Short Male (x5), 3/8"BSF x 20tpi Long Male (x5), M12 x 1mm Part Thread Male (x5), Ø1/4" Pipe; 7/16"UNF x 20tpi Male (x5), 12mm x 1mm Male (x5)

E

MM & IMP



For more information on our Brake Pipe Copper Tubing, see page 1112.

A



Ø3-22mm

A AK5050**Ø3-22mm Mini Pipe Cutter**

Die-cast cutter body with heavy-duty HSS hardened cutting wheel. Smooth screw action for clean cutting performance.

Capacity: Ø3-22mm(1/8"-7/8")

Replacement Cutting Wheels:

AK50581B (Pack of 2)

B



Ø3-19mm

B VS0349**Brake Pipe Cutter**

Robust construction with SUJ2 steel cutting wheel. Ideal for copper, cunifer and steel pipes.

Capacity: Ø3-19mm(1/8"-3/4")

C



Ø4-22mm

C VS0350**Brake Pipe Cutter**

Patented design ensures that the spring mechanism maintains the correct cutting pressure on the pipe at all times. Features a smooth screw action and nickel-plated blade for increased cutting performance.

Capacity: Ø4-22mm(1/8"-7/8")

Replacement Cutting Wheels:

VS0350B (Pack of 2)


D

**D VS0301****4pc Brake & Fuel Hose Pinch Tool Set**

Light and compact steel alloy construction for ease of use where space is limited. Rounded jaw edges prevent damage to internal hose reinforcements. Suitable for use on fuel, vacuum and brake hoses.

Clamp Widths: 16, 20.5, 30, 67mm

E

**E VS034****Brake & Fuel Hose Pinch Tool - Spring Type**

Completely or partially seals flexible brake, fuel and vacuum lines. Smooth rounded jaw edges prevent damage to internal hose reinforcement. Quick and simple-to-use. All steel construction with sliding lock collar.

H

**H VS033****Brake & Fuel Hose Pinch Tool - Bar Type**

Suitable for both brake and fuel lines. Simple, yet effective, pinch action with rounded clamp section to prevent damage to hose lining. Metal construction with chromed finish.

F

**F VS037****2pc Brake & Fuel Hose Pinch Tool Set**


Alloy body with steel clamp arm. Compact design allows use in confined spaces. Rounded jaw edges prevent damage to internal hose reinforcement. Suitable for use on fuel, vacuum and brake hoses.

G

**G VS0210****Brake & Fuel Pipe Inspection Tool**

Specially designed for the removal of corrosion from brake and fuel pipes for fast and thorough inspection. Features 12 cleaning edges for different sizes and types of pipes. Includes curved cleaning edges for hard-to-reach areas. DVSA Compliant tool.

Applications: 3.5mm (Citroen), 4, 4.75mm, 3/16" Pipes



For more information on our Brake & Clutch Pressure Bleeders, see pages 525 to 527.

I


**I VS0391****Caliper Cleaning File**

Designed for removing corrosion, brake dust and road dirt from the brake pad carrier prior to fitting new pads. Double-sided blade features medium and coarse grooves.

Medium Groove Pitch: 2mm

Coarse Groove Pitch: 3mm

Length: 270mm



A-C SEE BELOW

Composite Hose Pinch Tools

Smooth rounded jaw edges prevent damage to internal hose reinforcement. Quick and simple, one-handed use. Made from durable glass reinforced nylon. Material properties include lightweight, non-conductive and high-visibility colour to prevent accidental loss of clamps in the engine bay.

Model No:	Applications:	Size:	Maximum Jaw Opening:
A VS030	Brake and Fuel	Small	18mm
B VS031	Heater	Medium	36mm
C VS032	Radiator	Large	67mm



E VS0300

3pc Composite Hose Pinch Tool Set

Manufactured from heat resistant nylon. Rounded jaw edges prevent damage to internal hose reinforcement. Features locking mechanism for simple one-handed use. Suitable for brake, coolant, fuel and vacuum hoses.

Size:	Application:	Max. Jaw Opening:
Small	Brake and Fuel	18mm
Medium	Heater	36mm
Large	Radiator	67mm




F VS404

200ml Oil & Brake Fluid Inspection Syringe

Multipurpose syringe with Viton® seal, ideal for the transfer of oils/fluids to and from vehicle components such as brake master cylinders, oil filter housings, power steering reservoirs, gearboxes and differentials. Translucent body allows easy inspection of oils and fluids.

Capacity:	200ml
------------------	-------



D SEE BELOW

Zinc Plated HI-GRIP® Hose Clip Assortments

Hi-Grip® worm drive hose clips. Zinc plated with external pressed threads allowing smooth surface hose contact. Manufactured in the UK to DIN 3017. For the full specification, see page 1087.

Model No:	Pack Quantity:
HCJ85A	85
HCJ26A	26



G VS408

3pc Fluid Transfer Syringe Set

Three multipurpose syringes with Viton® seals, ideal for the transfer of oils/fluids to and from vehicle components such as gearboxes and differentials. Set contains two suction syringes with collection bottles and a traditional suction/pump syringe with fluid shut-off valve. Translucent bodies allow easy inspection of oils and fluids. Accessories include a wall mounting board with colour-coded brackets and syringe clips to distinguish fluid usage.

Collection Bottle Capacity:	1L
Syringe Capacity:	350ml
Fluid Compatibility:	AdBlue®, Antifreeze, Brake Fluid, Diesel, Oil, Water



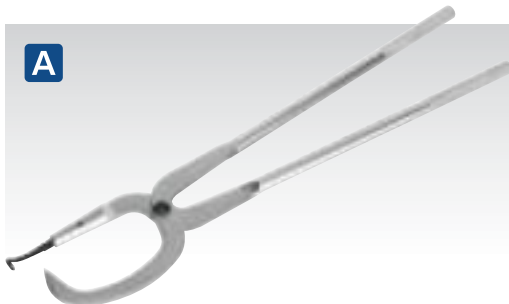
H-K SCSG02

Pressure Sprayers with Viton® Seals

Suitable for use with most brake cleaners, detergents, traffic film removers, penetrating oils and weed killers. Viton® seals allow use with a wide range of semi volatile chemicals that would deteriorate standard seals. Adjustable nozzle enables a mist to jet pattern, which allows an easy and direct application of liquid exactly where it is required. Robust composite construction.

Model No:	H	I	J	K
Capacity:	1L	1.5L	1L	1.5L




**A CV252****Commercial Brake Spring Pliers**

Designed for the removal/installation of drum shoe retaining springs, found on commercial vehicles.

Length: 510mm

**D VS035****Brake Shoe Spring Pliers**

Purpose-made for the installation and removal of drum shoe return springs. Can also be used for removal/installation of spring from anchor stud. Suitable for most car and light commercial drum brakes.

**G VS0355****Brake Shoe Adjuster**

Designed for use on hydraulic braking systems. Adjusts the clearance between the brake drum and shoe. May be used to lever the brake shoe to adjust the mechanical adjuster or through slots in the backing plate to turn the star wheel type adjuster. Suitable for cars and light commercials.

**I VS054****Parking Brake Spring Pliers**

Spring loaded pliers for easy removal of brake shoe arm. Compresses spring, eliminating pinched fingers and frees hand for replacing brake shoe lever.

**B VS0362****Brake Spring Washer Pliers**

Designed to aid installation and removal of brake shoe retaining spring washers, found in drum brake assemblies. Spring loaded, offset jaws enable easy-access to spring washer located behind wheel hubs. Suitable for cars and light commercial vehicles.

**E VS036****Double End Brake Spring Washer Tool**

Designed to aid installation and removal of large and small T-slot anti-rattle washers found in drum brake assembly. Features large viewing cut-away to allow correct alignment of washer. Simple push and twist action.

**H VS0351****Brake Shoe Spring Hook Tool**

Manufactured from heat treated alloy steel. Specifically designed for installation and removal of drum brake shoe springs.

**J VS0352****Parking Brake Tool - Mercedes**

T-shape design allows easy installation and removal of Mercedes parking brake spring. Suitable for cylindrical and conical shaped springs.

**C VS029****4-in-1 Cylinder Hone Kit**

Four cylinder-honing tools in one kit covering 18mm to 89mm cylinder bores. Suitable for honing and de-glazing car brake and clutch cylinders plus motorcycle, outboard and lawnmower engine cylinders. Adjustable honing pressure and flexible drive shaft. Kit includes an assortment of 220Grit stones. Supplied in storage case.

Leg Configuration:	Bore Sizes:
Large Triple:	Ø32-89mm
Small Triple:	Ø19-68mm
Standard Twin:	Ø18-64mm
Stone Sizes:	3 x 18, 3 x 28, 3 x 50mm

**F****2-Leg****F VS022****Twin Leg Cylinder Hone**

Flexible drive shaft and adjustable cutting control. Fitted with 28.5mm(1-1/8") medium grade stones with adjustable capacity from Ø20 to 64mm. Suitable for small brake cylinders.

Size: Ø20-64mm

Replacement Stone Sets:

VS0221	Medium Stone
VS0222	Fine Stone


**K****3-Leg****K VS023****Triple Leg Cylinder Hone**

Flexible drive shaft and adjustable cutting control. Fitted with 28.5mm(1-1/8") medium grade stones with adjustable capacity from Ø25 to 64mm. Suitable for small and medium sized brake cylinders.

Size: Ø25-64mm


Replacement Stone Sets:

VS0221	Medium Stone
VS0222	Fine Stone



A VS0462
Brake Caliper Thread Repair Kit
 Time and money saving kit for replacing damaged brake caliper threads with a new threaded insert. Features three alignment plates for correct alignment of the insert. Kit includes 7mm hex key, stepped drill, M9 tap and ten inserts in storage case.

Thread Size:	M9 x 1.25mm
Replacement Inserts:	VS0462R (Pack of 10)



B VS0354
2pc Caliper Support Hooks
 Used to hold the brake caliper away from the hub when replacing brake pads. Simply hang the caliper hook onto a suitable suspension component to hold the caliper out of the way. Stops the weight of the caliper damaging the brake hose. Supplied with two brake caliper bolt retaining tags.




C VS0465
11pc Brake Caliper Socket Set
 Manufactured from Chrome Vanadium steel. Contains a selection of vehicle specific sockets and bits for the removal of brake caliper bolts.


Applications:	Audi, BMW, Ford, Mercedes, Porsche, VW
Contents:	Hex Bits; 7, 8, 9mm, Hex Socket Bits; 7 x 65, 7 x 92, 9 x 50, 11 x 100mm, Sockets; 10pt Ø11.5mm, 10pt Ø15mm, 10pt Ø20mm, 7pt Ø22mm



D AK6572
7mm Angled Head Long Reach Hex Wrench
 Long reach Chrome Vanadium hex wrench with comfortable handle sleeve for extra leverage. Suitable for the removal of brake caliper fasteners.



E AK657
7mm 1/2" Sq Drive Long Hex Key Socket Bit
 Satin finish Chrome Vanadium socket with knurled ring. S2 Steel hex shaft. Suitable for the removal of brake caliper fasteners.
Warning: Not for use with impact type ratchets.



F VS0464
5pc 1/2" Sq Drive Brake Caliper Socket Set
 Chrome Vanadium steel 1/2" Sq drive sockets. Includes pentagon sockets and bit suitable for the adjustment and installation of Bendix and Girling brakes.

Applications:	Bendix, Girling
Contents:	Socket Sizes; 10, 12.5, 14, 19mm, Socket Bit Size; 10mm



G SX2066
3/4" Sq Drive ABS Rotor Socket - Jaguar
 Specialised socket designed to remove the ABS rotor ring prior to wheel bearing replacement. Specifically engineered to cope with the high torque settings required to remove/refit the rotor ring. Suitable for XJ8 (97-03), XK8 (96on).



H VS0211
5pc Brake Piston Wind-Back Tool Kit
 For more information, see page 530.



I VS0572
2pc 3/8" Sq Drive Brake Drum Remover
 Designed to thread into the brake drums M8 x 1.25mm access points. Removes stuck brake drums safely and efficiently. To be used as a pair so that the drum is removed smoothly and squarely. 3/8" Sq drive.



**A VS0983****1/2" Sq Drive 10mm Brake Caliper Socket 10-Point**

Suitable for VAG vehicles such as Porsche, VW Touareg, Audi Q7. 10-Point profile. 1/2" Sq drive x 10mm socket. Manufactured from Chrome Molybdenum with a black phosphate finish.

Applications: Porsche, VW Touareg, Audi Q7

**B VS0984****1/2" Sq Drive 20mm Brake Caliper Socket 10-Point**

Suitable for VAG vehicles such as Audi A8, S6 and Porsche Cayenne. 10-Point profile. 1/2" Sq drive x 20mm socket. Manufactured from Chrome Molybdenum with a black phosphate finish.

Applications: Audi A8, S6, Porsche Cayenne

**C VS0985****1/2" Sq Drive 14mm Brake Caliper Socket 7-Point**

Suitable for VAG vehicles such as Audi Q7, S4. 1/2" Sq drive x 14mm socket. 7-Point profile. Manufactured from Chrome Molybdenum with a black phosphate finish.

Applications: Audi Q7, S4

**D VS0986****1/2" Sq Drive 20mm Brake Caliper Socket 7-Point**

Suitable for VAG vehicles such as Audi S5. 1/2" Sq drive x 20mm socket. 7-Point profile. Manufactured from Chrome Molybdenum with a black phosphate finish.

Application: Audi S5

**E VS0987****1/2" Sq Drive M14 Security Spline Bit Brake Caliper Socket**

Specialised socket designed for brake calipers. Suitable for VAG vehicles such as VW Passat, Audi A3. Manufactured from Chrome Molybdenum with a black phosphate finish.

Applications: VW Passat, Audi A3

**F VS0988****1/2" Sq Drive 11mm Brake Caliper Bit Socket**

Suitable for brake caliper bolts found on Ford, Mercedes and Volvo vehicles. Manufactured from Chrome Molybdenum with a black phosphate finish.

Applications: Ford, Mercedes, Volvo

**G VS0989****1/2" Sq Drive 9mm Brake Caliper Bit Socket**

Specialised bit socket designed for brake calipers. Suitable for Mercedes, BMW and Jaguar vehicles. Manufactured from Chrome Molybdenum with a black phosphate finish.

Applications: Mercedes, BMW, Jaguar

**H VS0990****1/2" Sq Drive 15mm Brake Caliper Socket 10-Point**

Suitable for VAG vehicles such as Audi Q7, S8, Porsche Macan, Cayenne, Cayman. 1/2" Sq drive x 15mm socket. 10-Point profile. Manufactured from Chrome Molybdenum with a black phosphate finish.

Applications: Audi Q7, S8, Porsche Macan, Cayenne, Cayman

**I VSE0490****3/8" Sq Drive 8mm Brake Caliper Socket, 11-Point Profile**

Suitable for Knorr-Bremse SB, SK and SN brake calipers. Popular applications include Bova, DAF, Foden, MAN, Mercedes-Benz, and Scania. Also used on BPW and SAF trailers. Manufactured from Chrome Vanadium with black phosphate finish.

**J VS020****1L Pneumatic Vacuum Brake Bleeder**

For full details, see page 525.

**K VS0215****3L Pneumatic Brake Bleeder**


For full details, see page 525.



A VS0571
0-45mm Brake Disc Caliper

For quick and accurate measurement of brake disc thickness. Long body design, allows use on some vehicles without the need to remove the wheel. Spring action plunger, allows quick operation. Suitable for motorcycles, cars and commercial vehicles. Metric scale with 1mm graduations.

Range:	0-45mm
Length:	392mm



B VS0561
100mm/4\"/>

Hardened and tempered stainless steel gauge. 11mm High figures in LCD display for ease of reading. Metric or Imperial read-out with 'Hold' function. Zero setting control allows for comparative measurement. Includes serial port connection for computer interface. Supplied in storage case.

Range:	0-100mm(0-4")
Resolution:	0.01mm(0.0005")
Accuracy:	±0.02mm(0.001")
Battery:	SR44 - 1.5V (supplied)



C VS057
0-56mm Brake Disc Caliper with Tyre Tread Depth Gauge

Unique lever action floating jaw assembly enables easy removal of caliper from disc while retaining reading. Ideal on discs that have a wear lip. Features a tyre tread depth gauge at the base of the caliper and scale lock. Metric scale with 0.1mm graduations.

Range:	0-56mm
---------------	--------



D VS056
0-50mm Brake Disc Caliper

Stainless steel caliper suitable for accurate measurement of brake disc thickness. Floating jaw assembly enables easy removal of caliper from disc while retaining reading. Metric scale with 0.1mm graduations. Supplied in storage case.

Range:	0-50mm
---------------	--------



E VS0566
150mm/6\"/>

Measures disc thickness (external) and small drums (internal). Hardened and tempered stainless steel gauge. 11mm High figures in LCD display for ease of reading. Metric or Imperial read-out with 'Hold' function. Zero setting control allows for comparative measurement. Supplied with calibration certificate and storage case.

Range:	0-150mm(0-6")
Resolution:	0.01mm(0.0005")
Accuracy:	±0.02mm(±0.001")
Battery:	SR44 - 1.5V (supplied)



F VS058
Brake Pad Thickness Gauge

Ingenious time-saving tool and essential for any garage. Measures the brake pad lining on the vehicle without removing the road wheel. Slim design enables the tool to locate the rear of the pad backing plate, allowing the probe to measure the distance between the underside of the backing plate and brake disc. Suitable for both internal and external brake pads. Features calibration line, plus minimum 1.5mm pre-MOT check mark. Designed for brake pads that have a normal 6mm thick backing plate (Class IV, V).



Range:	1.5-13mm
---------------	----------

G VS040
Brake Drum Wear Gauge
Measures drum wear to ensure it is within manufacturer's tolerance. Also aids quick set-up of shoe/drum clearance prior to re-installation of drum. Measures drums from 165 to 292mm (6-1/2" to 11-1/2"). Dual Imperial and Metric scale. Knurled locking action.

H VS0567
300mm/12\"/>

Measures disc thickness (external) and small/medium sized drums (internal). Hardened and tempered stainless steel gauge. 11mm High figures in LCD display for ease of reading. Metric or Imperial read-out with 'Hold' function. Zero setting control allows for comparative measurement. Supplied with calibration certificate and storage case.

Range:	0-300mm(0-12")
Resolution:	0.01mm(0.0005")
Accuracy:	±0.02mm(±0.001")
Battery:	SR44 - 1.5V (supplied)



MM & IMP



A

1/2"
Sq Drive**A AK2242****5pc 1/2" Sq Drive Torque Stick Set**

Chrome Molybdenum steel torque sticks designed for use with air and electric impact wrenches. Prevents over-torque of wheel nuts. Anodised aluminium colour-coding for easy selection. Features a twist distortion marking for checking serviceability of tool. Supplied in storage case.

Drive:	1/2" Sq
Colour	Torque Rating:
Green	65lb.ft(90Nm)
Black	75lb.ft(100Nm)
Gold	80lb.ft(110Nm)
Red	90lb.ft(120Nm)
Blue	100lb.ft(135Nm)

Torque Sticks

For correct operation impact wrenches must be limited to a maximum of 250lb.ft(338Nm). Required torque is achieved once the stick visually stops turning. Prolonged use will cause over tightening or damage to the tool.



B-F

1/2"
Sq Drive**B-F SEE BELOW****1/2" Sq Drive Torque Sticks**

Chrome Molybdenum steel torque sticks designed for use with air and electric impact wrenches. Prevents over-torque of wheel nuts. Anodised aluminium colour-coding for easy selection. Features a twist distortion marking for checking serviceability of tool.

Model No:	Colour:	Torque Rating:
B VS2243	Green	65lb.ft(90Nm)
C VS2244	Black	75lb.ft(100Nm)
D VS2245	Gold	80lb.ft(110Nm)
E VS2246	Red	90lb.ft(120Nm)
F VS2247	Blue	100lb.ft(135Nm)



I

1/2"
Sq Drive**I AK2093****1/2" Sq Drive 4-Way Wheel Brace**

Forged construction with polished mirror finish. Features three popular size wheel nut sockets and 1/2" Sq drive adaptor for standard sockets.

Socket Sizes:	17, 19, 21mm
Lever Bar Length:	355mm



H

Extra-Long

1/2"
Sq Drive**H AK2096****1/2" Sq Drive Extra-Long 4-Way Wheel Brace**

Longer than most other wheel braces on the market, allowing extra force to be applied. Manufactured from carbon steel with chrome finish. Features three popular sizes of wheel nut sockets and 1/2" Sq drive adaptor for standard sockets.

Socket Sizes:	17, 19, 21mm
Lever Bar Length:	506mm



J

J AK2090**4-Way Wheel Brace**

Forged construction with hot forged sockets and baked finish.

Socket Sizes:	17, 19, 21, 22mm
Lever Bar Length:	355mm



G

G

1/2"
Sq Drive**G AK2243****8pc 1/2" Sq Drive Torque Stick & Alloy Wheel Impact Socket Set**

Set includes Chrome Molybdenum torque sticks with a blackened finish, and impact sockets, which are hardened, tempered and anodised for corrosion resistance. Both are designed for use with air and electric impact wrenches and are colour-coded for easy selection. Torque sticks can be used with any impact grade sockets and are especially suitable for thin-walled sockets. Popular torque rates for most cars and light commercial vehicles. The impact sockets are sleeved to prevent damage to alloy wheels.

Drive:	1/2" Sq
Torque Sticks:	
Colour	Torque Rating
Black	75lb.ft(100Nm)
Gold	80lb.ft(110Nm)
Red	90lb.ft(120Nm)
Blue	100lb.ft(135Nm)
Impact Sockets:	
Colour	Size
Blue	17mm
Gold	19mm
Red	21mm
Green	22mm



K

1/2"
Sq Drive

Extendable

355-520mm
Length**K S0472****3pc 1/2" Sq Drive Extendable L-Bar Wrench Set**

High quality steel construction with rubber grip. 1/2" Sq drive L-bar extends from 355-520mm and gives extra leverage for stubborn fixings. Supplied with two double end sockets, 17 x 19mm and 21 x 23mm.



A-G SEE RIGHT

1/2" Sq Drive Alloy Wheel Impact Sockets

Chrome Molybdenum sockets, hardened, tempered and anodised for corrosion resistance. Suitable for use with impact tools. 6-Point sockets are externally and internally sleeved to prevent damage to alloy wheels and nuts. Colour-coding for ease of size selection.

Model No:	Size:
A SX03017	17mm
B SX03019	19mm
C SX03021	21mm
D SX03022	22mm
E SX03023	23mm
F SX03024	24mm
G SX03027	27mm



H-I SEE BELOW

1/2" Sq Drive Alloy Wheel Impact Sockets - Star Profile

Star profile wheel nut sockets which are now used on some Hyundai and Mercedes vehicles. Manufactured from Chrome Molybdenum steel with protective sleeve.


Model No:	Drive:	Size:	Application:
H SX0417	1/2" Sq	17mm	Mercedes
I SX0421	1/2" Sq	21mm	Hyundai



J-M SEE RIGHT

1/2" Sq Drive Alloy Wheel Ultra-Power Impact Sockets

Five times stronger than the conventional design and tested to 500Nm. Innovative design features a protective metal colour-coded ring that prevents the socket wall spreading. Each socket is sleeved and has an insert to prevent damage to alloy wheels and nuts.



Model No:	Sizes:
J SX039	17, 19, 21mm
K SX03917	17mm
L SX03919	19mm
M SX03921	21mm



N SX0177

17mm 1/2" Sq Drive Wheel Bolt Security Socket - Honda, Hyundai, Toyota

Manufactured from Chrome Vanadium steel. 7-Sided 17mm wheel bolt security socket suitable for Honda, Hyundai and Toyota vehicles.



O-P SEE BELOW

1/2" Sq Drive Alloy Wheel Impact Socket Sets

Chrome Molybdenum sockets, hardened, tempered and anodised for corrosion resistance. Suitable for use with impact tools. Each socket is sleeved and has an insert to prevent damage to alloy wheels and nuts. Colour-coded sockets for easier size selection. Comprises deep or long reach 17, 19 and 21mm sockets. Supplied in storage case.

Model No:	Type:	Sizes:	Drive:
O SX031	Deep	17, 19, 21mm	1/2" Sq
P SX031D	Long Reach	17, 19, 21mm	1/2" Sq



Q SX030

4pc 1/2" Sq Drive Alloy Wheel Impact Socket Set

Chrome Molybdenum sockets, hardened, tempered and anodised for corrosion resistance. Suitable for use with impact tools. Each 6-point socket is sleeved to prevent damage to alloy wheels and nuts. Colour-coded sockets for easy size selection. Standard 17, 19, 21mm sockets and 27mm for Land Rover, Range Rover and other 4x4 applications, plus spare PE sleeves and depth inserts. Supplied in storage case.

Sizes:
17, 19, 21, 27mm

IMPORTANT INFORMATION - Model No's SX030, SX031, SX031D and individual alloy wheel sockets have an ultra-thin walled design. For use on wheel nuts only and exempt from lifetime guarantee.

A

1/2"
Sq Drive

Deep

MM

6

**A SX043****3pc 1/2" Sq Drive Deep Impact Socket Set**

Manufactured from Chrome Vanadium steel, hardened, tempered and with a phosphate finish for added corrosion resistance. Deep 6-point WallDrive® sockets allows a transfer of up to 30% more torque to the fixing. Supplied in storage case.

Sizes: 17, 19, 21mm

B

1/2"
Sq Drive

MM

6

**B SX319****3pc 1/2" Sq Drive Deep Weighted Impact Socket Set**

Designed for use on fixings that have a high torque setting. Counter-weighted design reduces impact losses found in conventional sockets. 17, 19, 21mm Sizes cover a wide variety of crankshaft pulley bolt sizes. Suitable for GM, Ford, Honda, Kia, Toyota, Lexus, Jeep and Mazda vehicles. Supplied in storage case.

Sizes: 17, 19, 21mm

C

1/2"
Sq Drive

MM

6

**C SX1819****80mm 1/2" Sq Drive 18.5 x 19.5mm Double Ended Impact Socket**

Double ended, 80mm impact socket 1/2" Sq drive. Designed for easy removal of wheel bolts/nuts with missing or distorted caps. Suitable for Ford, GM, Jeep, Chrysler. Thin-wall design to fit a wide range of applications. Black phosphate finish.

Sizes: 18.5 x 19.5mm

D



MM

1/2"
Sq Drive**D SX271****4pc 1/2" Sq Drive Impact Wheel Nut/Removal Flip Socket Set**

Flip socket set featuring wheel nut socket one end and fluted socket the other, for removing locking or rounded off wheel nuts. Attach the 75mm extension bar and slip on one of the double end impact tools. Simple and fast interchange, pull socket off bar, flip 180°, put it back on. High quality Chrome Molybdenum impact sockets with heat treatment and anti-corrosion finish.

Sizes: 17, 19, 21mm

E NEW

6

MM

1/2"
Sq Drive**E SX1820****5pc 80mm 1/2" Sq Drive Double Ended Impact Socket Set**

Chromium plated caps fitted to some wheel nuts are prone to swelling, making them incompatible with standard whole size sockets. Half sizes allow secure fitment for safe removal. Double ended 80mm impact sockets 1/2" Sq drive 6-point. Black phosphate finish. Supplied in storage case.

Contents: 80mm Sockets; 18.5 x 19.5, 19 x 21, 21 x 21.5, 22 x 22.5mm, 1/2" Sq Drive Extension; 75mm

F NEW

6

MM

1/2"
Sq Drive**F SX1822****63mm 1/2" Sq Drive 27 x 27.5mm Double Ended Impact Socket**

Designed for easy removal of wheel bolts/nuts with missing or distorted caps. Double ended Chrome Molybdenum impact socket. Thin-wall design to fit a wide range of applications. Black phosphate finish.

Sizes: 27 x 27.5mm

G



H



18V

1/2"
Sq Drive400Nm
Torque**G-H SEE BELOW****18V 1/2" Sq Drive Cordless Impact Wrenches**

For full details, see page 874.

I NEW

1/2"
Sq Drive

MM

6

**I SX1821****2pc 1/2" Sq Drive 4-in-1 Impact Socket Set**


4-in-1 Double ended impact socket with 75mm 1/2" Sq drive impact extension bar. One socket can be used to replace four different sockets. Can safely be used with, impact wrench, air ratchet, breaker bar, or torque wrench. Constructed from Chrome Vanadium steel for maximum strength, ideal for the professional.

Contents: 75mm Socket; 17 x 21, 19 x 22mm, 1/2" Sq Drive Extension; 75mm

Model No:

CP400LI

CP400LIHV



A AK5615M
15pc 1/2" Sq Drive Impact Socket & Wheel Nut Removal Set

Comprehensive impact socket set. Consists of three Chrome Molybdenum locking wheel nut removal sockets. Three Chrome Molybdenum colour-coded alloy wheel impact sockets with protective sleeve. Nine hardened and tempered Chrome Vanadium steel impact sockets with a phosphate finish for greater corrosion resistance. All impact sockets are WallDrive®, which allows a transfer of up to 30% more torque to the fixing. Supplied in storage case.

Sizes: Wheel Nut Removers; 18.5, 21.5, 26mm, Alloy Wheel Impact Sockets; 17, 19, 21mm, Impact Sockets; 10, 11, 13, 14, 17, 19, 22, 24, 27mm



D AK5816M
16pc 1/2" Sq Drive Deep Impact Socket Set

Manufactured from Chrome Vanadium steel, hardened, tempered and with a phosphate finish for added corrosion resistance. Deep WallDrive® sockets allow a transfer of up to 30% more torque to the fixing.


Type: 1/2" Sq Drive - Deep
Sizes: 10, 11, 12, 13, 14, 15, 16, 17, 18, 19, 21, 22, 24, 27, 30, 32mm



G CV203
Wheel Bolt Thread Restorer Kit - Commercial

Contains four common wheel bolt thread sizes. Suitable for cleaning and repairing damaged threads, saving time and money. Use with a 32mm socket or spanner. Supplied in storage case.

Thread Size: M18 x 1.5mm, M20 x 1.5mm, M22 x 1.5mm, 7/8" x 11BSF
Adaptor Holder: 32mm Hex Drive



B SX202
8pc 1/2" Sq Drive Locking Wheel Nut Removal Set

Forged Chrome Molybdenum steel 1/2" Sq drive sockets for removal of wheel locking nuts. May also be used on fixings too damaged or corroded for standard sockets. Suitable for use with impact wrenches. For distribution to bona fide vehicle dealers and repair centres only. Supplied in storage case.

Sizes: 17, 18.5, 20, 21.5, 23, 24.5, 26, 27.5mm



E SX272
10pc Locking Wheel Nut Removal Set

Conical shaped design allows socket to fit over locking/wheel nut. Socket is hammered onto nut using the punch, so nut and socket wedge together. Nut can then be removed with a breaker bar or impact wrench. Set also includes punch to remove nut from socket. For distribution to bona fide vehicle dealers and repair centres only.


Sizes: 19mm Hex Drive Sockets; Ø18, 19, 20, 21, 22, 22mm Hex Drive Sockets; 23, 24, 25mm



H SX205
Wheel Bolt Thread Chasers M12 & M14

Contains the four most common wheel bolt thread sizes. Suitable for cleaning and repairing damaged wheel hub threads, saving time and money. Use with 12mm socket or spanner. Supplied in storage case.

Sizes: M12 x 1.25mm, M12 x 1.5mm, M12 x 1.75mm, M14 x 1.5mm



C SX201
5pc 1/2" Sq Drive Locking Wheel Nut Removal Set

Forged Chrome Molybdenum steel 1/2" Sq drive sockets for removal of wheel locking nuts when the key is not available. May also be used on fixings too damaged or corroded for standard sockets. Set includes drift to aid removal of fixing from socket. Suitable for use with impact wrenches. For distribution to bona fide vehicle dealers and repair centres only. Supplied in storage case.

Sizes: 1/2" Sq Sockets; 17, 19, 21, 22mm, Drift; Ø12 x 80mm



F SX200
2pc 1/2" Sq Drive Locking Wheel Nut Removal Set

Chrome Molybdenum steel socket with 1/2" Sq drive. Used with air impact wrench running in reverse, deep reverse helix grips locking wheel nut. Ideal for busy fast fit operation. Removal action will distort wheel nut and replacement is recommended. For distribution to bona fide vehicle dealers and repair centres only.

Sizes: 19, 21, 22mm (Across Flats)



I SX203
Reverse Action Wheel Stud Thread Restorer Kit

Unique design allows for the two halves of the thread restorer to be fitted on the good thread and wound back over the damaged thread, normally at the end of the stud. Traditional thread restorers rely on luck for the restored and undamaged threads to align. Kit contains the three most common wheel stud thread sizes. Supplied in storage case.

Adaptors: 12 x 1.25, 12 x 1.5, 14 x 1.5mm
Adaptor Holder: 29mm Hex Drive


1/2"
Sq Drive**A SX218****21pc Locking Wheel Nut Key Set - Audi**

Set of 20 locking keys for the removal of security locking wheel nuts on Audi vehicles. Supplied with 1/2" Sq drive 17mm key drive socket. For distribution to bona fide vehicle dealers and repair centres only.

Contents: 1/2" Sq Drive 17mm Key Drive Socket, Keys; A, B, C, E, F, G, H, I, J, L, M, N, P, Q, R, S, T, V, W, X

1/2"
Sq Drive**B SX206****22pc Locking Wheel Nut Key Set - Audi**

Set of 20 locking keys for the removal of locking wheel nuts on Audi vehicles. Adaptor can be used with either a 1/2" Sq drive or 21mm socket. Set includes drift to aid removal of key from adaptor. For distribution to bona fide vehicle dealers and repair centres only.

**C SX222****10pc Locking Wheel Nut Key Set - Land Rover**

Set of 10 locking keys for the removal of security locking wheel nuts on Land Rover vehicles. For distribution to bona fide vehicle dealers and repair centres only.

Contents: Keys; 3420A, 3421B, 3422C, 3423D, 3424E, 3425F, 3426G, 3427H, 3428I, 3429J (1998-2006)

**D SX225****10pc Locking Wheel Nut Key Set - VW**

Set of 10 locking keys for the removal of security splined locking wheel nuts on VW vehicles. For distribution to bona fide vehicle dealers and repair centres only.

Contents: Keys; #ABC0/10PT, #ABC1/11PT, #ABC2/13PT, #ABC3/14PT, #ABC4/15PT, #ABC5/16PT, #ABC6/17PT, #ABC7/19PT, #ABC8/20PT, #ABC9/21PT

**E SX224****12pc Locking Wheel Nut Key Set - VW**

Set of 12 locking keys for the removal of security locking wheel nuts on VW vehicles. For distribution to bona fide vehicle dealers and repair centres only.

Contents: Keys; #51/6PT, #52/7PT, #53/8PT, #54/9PT, #55/10PT, #56/11PT, #57/12PT, #58/13PT, #59/14PT, #60/15PT, #61/16PT, #62/17PT

**F SX221****20pc Locking Wheel Nut Key Set - Porsche**

Set of 20 locking keys for the removal of security locking wheel nuts on Porsche vehicles. For distribution to bona fide vehicle dealers and repair centres only.

Contents: Keys; ABC-50, ABC-51, ABC-52, ABC-53, ABC-54, ABC-55, ABC-56, ABC-57, ABC-58, ABC-59, ABC-60, ABC-61, ABC-62, ABC-63, ABC-64, ABC-65, ABC-66, ABC-67, ABC-68, ABC-69

**G SX219****20pc Locking Wheel Nut Key Set - VAG**

Set of 20 locking keys for the removal of security locking wheel nuts on VAG vehicles. Special shape for ANTI-THEFT wheel nuts. For distribution to bona fide vehicle dealers and repair centres only.

Contents: Keys; #521, #522, #523, #524, #525, #526, #527, #528, #529, #530, #531, #532, #533, #534, #535, #536, #537, #538, #539, #540

1/2"
Sq Drive**H SX220****22pc Locking Wheel Nut Key Set - VAG**

Set of 20 locking keys for the removal of security locking wheel nuts on VAG vehicles. Supplied with 1/2" Sq drive socket and shaft. Special shape for ANTI-THEFT wheel nuts. For distribution to bona fide vehicle dealers and repair centres only.

Contents: 1/2" Sq Drive Socket and Shaft, Keys; #521, #522, #523, #524, #525, #526, #527, #528, #529, #530, #531, #532, #533, #534, #535, #536, #537, #538, #539, #540

1/2"
Sq Drive**I SX210****23pc Locking Wheel Nut Key Set - VAG**

Set of 22 keys for the removal of spline and security ribe locking wheel nuts on VAG vehicles. Includes 17mm wheel nut socket with 1/2" Sq drive. For distribution to bona fide vehicle dealers and repair centres only.

Contents: Spline Point; 10PT, 11PT, 13PT, 14PT, 15PT, 16PT, 17PT, 19PT, 20PT, 21PT, Security Rib; 51/6PT, 52/7PT, 53/8PT, 54/9PT, 55/10PT, 56/11PT, 57/12PT, 58/13PT, 59/14PT, 60/15PT, 61/16PT, 62/17PT

A-C SEE BELOW

20pc Locking Wheel Nut Key Sets - Vauxhall

Three sets of 20 locking keys for the removal of security locking wheel nuts on Vauxhall vehicles. For distribution to bona fide vehicle dealers and repair centres only.



A SX214
20pc Locking Wheel Nut Key Set - Vauxhall-A

Contents: Keys; Z16512 - 101, 102, 103, 104, 105, 106, 107, 108, 109, 110, 111, 112, 113, 114, 115, 116, 117, 118, 119, 120



B SX215
20pc Locking Wheel Nut Key Set - Vauxhall-B

Contents: Keys; Z16512 - 121, 122, 123, 124, 125, 126, 127, 128, 129, 130, 131, 132, 133, 134, 135, 136, 137, 138, 139, 140



C SX216
20pc Locking Wheel Nut Key Set - Vauxhall-C

Contents: Keys; Z16512 - 181, 182, 183, 184, 185, 186, 187, 188, 189, 190, 191, 192, 193, 194, 195, 196, 197, 198, 199, 200



D SX207
22pc Locking Wheel Nut Key Set - BMW
Set of 20 locking keys for the removal of locking wheel nuts on BMW vehicles. Adaptor can be used with either a 1/2" Sq drive or 21mm socket. Set includes drift to aid removal of key from adaptor. For distribution to bona fide vehicle dealers and repair centres only.

1/2"
Sq Drive



E SX227
10pc Locking Wheel Nut Key Set - BMW
Set of 10 locking keys for the removal of security splined locking wheel nuts on BMW vehicles. For distribution to bona fide vehicle dealers and repair centres only.

Contents: Tamperproof Bits; #11/15PT, #12/14PT, #13/16PT, #14/12PT, #15/11PT, #16/10PT, #17/7PT, #18/13PT, #19/8PT, #20/9PT



F SX217
21pc Locking Wheel Nut Key Set - BMW
Set of 20 locking keys for the removal of security locking wheel nuts on BMW vehicles. Supplied with 1/2" Sq drive 17mm hex impact socket. For distribution to bona fide vehicle dealers and repair centres only.

1/2"
Sq Drive

Contents: 1/2" Sq Drive 17mm Hex Impact Socket, Keys; 041, 042, 043, 044, 045, 046, 047, 048, 049, 050, 051, 052, 053, 054, 055, 056, 057, 058, 059, 060



G SX208
10pc Locking Wheel Nut Key Set BMW & Mini
Set of 10 locking keys for the removal of security splined locking wheel nuts on BMW and Mini. For distribution to bona fide vehicle dealers and repair centres only.

Contents: Keys; #30/13PT, #31/15PT, #32/16PT, #33/17PT, #34/18PT, #35/19PT, #36/20PT, #37/21PT, #38/22PT & #40/23PT



H SX209
21pc Locking Wheel Nut Key Set - BMW & Mini
Set of 20 keys for the removal of security spline and ribe locking wheel nuts on BMW and Mini. Includes 17mm wheel nut socket with 1/2" Sq drive. For distribution to bona fide vehicle dealers and repair centres only.

1/2"
Sq Drive

Contents: BMW No./Security Spline Point 30/13PT, 31/15PT, 32/16PT, 33/17PT, 34/18PT, 35/19PT, 36/20PT, 37/21PT, 38/22PT, 40/23PT, BMW No./Ribe Point - 30/13PT, 31/15PT, 32/16PT, 33/17PT, 34/18PT, 35/19PT, 36/20PT, 37/21PT, 38/22PT, 40/23PT



I SX213
32pc Locking Wheel Nut Key Set - Mercedes
Set of 30 locking keys for the removal of security locking wheel nuts on Mercedes vehicles. Supplied with 1/2" Sq drive socket and shaft. For distribution to bona fide vehicle dealers and repair centres only.

1/2"
Sq Drive


Contents: 1/2" Sq Drive Socket and Shaft, Keys; #301, #302, #303, #304, #305, #306, #307, #308, #309, #310, #311, #312, #313, #314, #315, #316, #317, #318, #319, #320, #321, #322, #323, #324, #325, #326, #327, #328, #329, #330



A SX299
Master Locking Wheel Nut Removal Set

Simple-to-use master kit capable of removing practically any locking wheel nuts. Kit includes shroud, which protects the wheel against any damage. Very effective and a must have workshop tool. For distribution to bona fide vehicle dealers and repair centres only.

Replacement Disposable Blades: **SX299DB (Pack of 10)**



B SX299RR
Cutter for SX299 Master Locking Wheel Nut Removal Set - Range Rover

Specially designed cutter for use on Land Rover, Range Rover locking wheel nuts. To be used in conjunction with Model No. SX299 Master Locking Wheel Nut Removal Set.



C SX299JAG
Cutter for SX299 Master Locking Wheel Nut Removal Set - Jaguar

Specially designed cutter for use on Jaguar locking wheel nuts. To be used in conjunction with Model No. SX299 Master Locking Wheel Nut Removal Set.



D SX299DB
Cutter C for SX299 - Pack of 10

Designed for use on McGard locking wheel nuts. For use with Model No. SX299. For distribution to bona fide vehicle dealers and repair centres only.



E SX223
12pc Locking Wheel Nut Key Set - Mercedes

Set of 10 locking keys for the removal of security locking wheel nuts on Mercedes vehicles. Supplied with 1/2" Sq drive socket and shaft. For distribution to bona fide vehicle dealers and repair centres only.

Contents: 1/2" Sq Drive Socket Driver and Shaft, Keys; 5A, 5C, 5D, 5E, 5F, 5G, 5L, 5N, 5P, 5X.



F SX212
30pc Locking Wheel Nut Key Set - Mercedes

Set of 30 locking keys for the removal of security locking wheel nuts on Mercedes vehicles. For distribution to bona fide vehicle dealers and repair centres only.

Contents: Keys; 301, 302, 303, 304, 305, 306, 307, 308, 309, 310, 311, 312, 313, 314, 315, 316, 317, 318, 319, 320, 321, 322, 323, 324, 325, 326, 327, 328, 329, 330



G SEE BELOW
Light Palm Tactouch Mechanic's Gloves

For more information, see page 1285.

Model No:	Size:
MG798L	Large
MG798XL	X-Large





AIR Operated

A TC900
19L Bead Seating Tool - Lever Trigger

The easy and instant way to seat tubeless tyre beads. Dumps air into tyre void forcing bead to seat against rim for inflation. Air release is controlled by a hand lever operating a ball valve. Fully certified tank with gauge and safety valve prevents over pressurising. Suitable for use on cars, commercials, agricultural and ATV tyres.

Maximum Pressure:	150psi(10.4bar)
Tank Capacity:	19L
Weight:	12.6kg



Hydraulic

D TC966
Hydraulic Bead Breaker

Hydraulic action, suitable for breaking beads on commercial and agricultural tyres. Use in conjunction with hydraulic pump and hose (not included).

Optional Hydraulics:	Model No:
Air Pump:	RE83/840
Hose with Half Coupling:	RE97.10-03
Manual Pump:	RE97.10-01



AIR Operated

B TC904
19L Bead Seating Tool - Push-Button Trigger

The easy and instant way to seat tubeless tyre beads. Dumps air into tyre void forcing bead to seat against rim for inflation. Air release is controlled by a diaphragm valve and push-button trigger. Features slotted key to prevent accidental operation of the trigger. Fully certified tank with gauge and safety valve prevents over pressurising. Suitable for use on cars, commercials, agricultural and ATV tyres.


Maximum Pressure:	150psi(10.4bar)
Tank Capacity:	19L
Weight:	13.2kg



0-140psi

E SA37/94
Professional Tyre Inflator with 2.5m Hose & Clip-On Connector

For full details, see page 557.



10 Tonne

AIR Hydraulic

G SEE BELOW
10 Tonne Air Hydraulic Pump

Suitable for use with SuperSnap® hydraulic ram as supplied with Model No. DZRE21 Body Straightener and all body repair kits. Supplied with or without air hose.

Model No:	Specification:
RE83/840	Air Pump Only
RE83/840/CWH	Air Pump with Hose
Maximum Air Input:	90-120psi
Oil Capacity:	450cc
Oil Pressure:	10000psi



1/2" Sq Drive

C VS8001
Hub Cleaner

Removes surface dirt and corrosion on hubs that use wheel bolts. Ideal for preparing wheels, hubs and brake discs or drums for re-assembly. Use with 1/2" Sq drive adaptor.

Disc External Diameter:	Ø150mm
Disc Internal Diameter:	Ø88mm
Replacement Pad:	VS8001A



1/2" Sq Drive

F VS8002
14pc Stud Hub Cleaner

Removes surface dirt and corrosion on hubs fitted with studs. Ideal for preparing wheels, hubs and brake discs or drums for re-assembly. Cleaning discs fit over wheel studs. Use with power drill or air impact wrench. Supplied with 1/2" Sq drive adaptor. Replacement cleaning pads available, order Model No. VS8002A.

Disc External Diameter:	Ø41mm course, Ø38mm fine
Disc Internal Diameter:	Ø14mm
Replacement Pads:	VS8002A (Pack of 12)



H VS8003
Wheel Stud Cleaning Tool Set

Quick and easy wheel stud cleaning tool. Supplied with a 1/2" Sq drive/1/4" Hex adaptor. Six brushes; 12mm(7/16"), 13mm(1/2"), 14mm(9/16"), 16mm(5/8"), 22mm(7/8"), 28mm(1-1/8"). Quick change brushes, use with cordless drill (Max. Speed 1800rpm) or by hand.

Disc Internal Diameter:	Ø12mm(7/16"), 13mm(1/2"), 14mm(9/16"), 16mm(5/8"), 22mm(7/8"), 28mm(1-1/8")
-------------------------	---

A TC960

Manual Tyre Changer

Steel construction with manual bead breaker. Suitable for use on most open centred wheels. Supplied with tyre bar. To prevent damage to alloy wheel rims, use Model No. TC963 Tyre Bar.

Working Diameter Minimum/Maximum:	Ø190/430mm
Wheel Depth Minimum/Maximum:	0/300mm
Working Height:	650mm
Centre Post Diameter:	Ø41mm
Optional Tyre Bar for Aluminium Wheels:	TC963

B TC965

Motorcycle & Small Hub Tyre Changer

Manual type tyre changer suitable for a wide variety of tyres and wheels including those fitted to motorcycles, ATVs, go-karts and golf buggies. Works on bearing or hub centred wheels and is supplied with two centre posts. Includes manual bead breaker and supplied with tyre bar for mounting and de-mounting. Fast and simple operation. To prevent damage to the rims of alloy wheels, use optional Tyre Bar, Model No. TC963.

Wheel Diameter Minimum/Maximum:	Ø102mm/524mm(21")
Wheel Depth Minimum/Maximum:	0/280mm
Centre Post Diameters:	Ø12, 16, 19, 24mm
Optional Tyre Bar for Aluminium Wheels:	TC963

C TC962

Pneumatic/Manual Tyre Changer

Heavy steel construction. Pneumatic bead breaker. Suitable for use on most automotive/light commercial open centred wheels. Features additional air line coupling for tyre inflator. Supplied with standard tyre bar and PCL couplings. To prevent damage to the rims of the alloy wheel, use Model No. TC963 Tyre Bar.

Working Pressure:	100psi
Maximum Pressure:	150psi
Wheel Diameter Minimum/Maximum:	Ø203/460mm
Wheel Depth Minimum/Maximum:	40/300mm
Optional Tyre Bar for Aluminium Wheels:	TC963



D TC970

Manual Tyre Spreader with Stand

Floor standing unit for spreading vehicle tyres before carrying out repairs. Features rollers to rotate the tyre to the correct position and fully adjustable platform. Suitable for most cars and light commercial vehicles.

Height:	870mm
Base Size:	300 x 300mm
Maximum Tyre Depth:	230mm (Before Spreading)
Tyre Spread:	85mm
Platform Swivel:	360°
Tilt:	4-Position (Foot Operated)
Maximum Tilt:	90°
Spreader Position Adjustments:	7



E TH003

Tyre Trolley 150kg Capacity

Pick-up and transport stacks of car tyres with ease. Strong tubular steel construction with welded joints. Pneumatic tyres allow easy transportation over rough ground.

Capacity:	150kg
Wheel Diameter:	Ø250mm
Height:	1520mm
Max. Jaw Capacity:	900mm
Min. Jaw Capacity:	420mm



A TC10
Automatic Tyre Changer

Automatic tyre changer capable of changing 11" to 24" wheel rims. Suitable for most cars and light commercial vehicles. Air operated rear tilting column and head lock. Protects alloy wheels with the added feature of plastic protectors fitted to the clamping jaws and mounting head. Supplied with 485mm tyre lever, integrated tyre inflator, tyre soap tub, air regulator and lubricator. Model No. TC10A Assist Arm is required for use with low profile and run flat tyres.

Wheel Diameter Minimum/Maximum:	Internal Clamping Ø11"-20", External Clamping Ø12"-24"
Wheel Depth Minimum/Maximum:	12"(305mm)
Turntable Diameter:	Ø26"(660mm)
Bead Breaking Force:	2500kg
Tyre Inflator:	0-10bar(0-145psi)
Voltage/Phase:	230V - 1ph
Motor:	1.1kW
Operating Pressure:	8-10bar(115-145psi)
Inlet Size:	1/4"BSP
Dimensions (W x D x H):	690 x 1100 x 1900mm
Weight:	246kg
Optional Assist Arm:	B TC10A
Plug Type:	3-Pin
Power Supply Cable Length:	2.2m


A & B

Model No. TC10 with Model No. TC10A fitted.



Tyre Levers

For our range of Tyre Levers, see page 562.



B TC10A
Tyre Changer Assist Arm for TC10

The assist arm is a must have for mounting and dismantling low profile and run flat tyres and is for use in conjunction with Model No. TC10 Tyre Changer. Operated by air supply from tyre changer. Single air ram operates three separate arms with one control lever.

Height:	1220mm
Height When Mounted:	1550mm
Operating Pressure:	8-10bar(115-145psi)
Weight:	70kg



C WB10
Semi-Automatic Wheel Balancer

Semi-automatic balancer with auto-data input for offset and wheel diameter, data can be input manually if required. Steel and alloy settings depending on required location of wheel weights, including split (hidden) weight. Additionally, the machine is self-calibrating with manual check option. Features auto-standby mode, foot operated brake, quick release locking wing nut and wheel guard with auto-stop. Suitable for most cars and light commercial wheels. Supplied with four centring cones, wheel measuring calipers, weight pliers and 100g calibration weight.

Maximum Rim Diameter:	28"
Maximum Tyre Diameter:	Ø1100mm
Maximum Wheel & Tyre Weight:	70kg
Maximum Rim Width:	20"(510mm)
Rotating Speed:	140rpm
Accuracy:	±1g
Balance Time:	7s
Shaft Width:	40mm
Voltage/Phase:	230V - 1ph
Motor Power:	90W
Mounting Cone Diameters:	Ø42-65, 53-78, 75-108, 88-140mm
Overall Size (W x D x H):	1100 x 1000 x 1250mm
Weight:	128kg
Plug Type:	3-Pin
Power Supply Cable Length:	2.2m





A S0540
Single Barrel Foot Pump
 Steel framed foot pump with Ø50 x 120mm steel barrel. Dial type pressure gauge with rotating bezel. Gauge calibrated in psi and bar and ranges from 0-100psi and 0-7bar. Fitted with 610mm of flexible pressure hose with clip-on type connector. Supplied with accessory for inflating items such as small inflatable boats, air beds and balls.



B FP1
Single Barrel Foot Pump
 Steel framed foot pump with Ø50 x 120mm steel barrel. Dial type pressure gauge with rotating bezel. Gauge calibrated in psi and bar and ranges from 0-100psi and 0-7bar. Fitted with 610mm flexible pressure hose with locking connector. Supplied with accessory for inflating items such as small inflatable boats, air beds and balls.



C FP2
Twin Barrel Foot Pump
 High power, steel framed foot pump with two Ø50 x 120mm steel barrels. Dial type pressure gauge with rotating bezel. Gauge calibrated in psi and bar and ranges from 0-100psi and 0-7bar. Fitted with 610mm flexible pressure hose with locking connector.



D FP4
Twin Barrel Foot Pump
 Professional steel framed foot pump with two Ø50 x 120mm steel barrels. Features large metal pedal for easy operation and control. Easy-to-read dial type pressure gauge calibrated in psi and bar, ranges from 0-100psi and 0-7bar. Fitted with 1020mm flexible pressure hose with locking connector. Supplied with accessories for inflating items such as small inflatable boats, air beds and balls.



E FP6
Twin Barrel Foot Pump
 High power, steel framed foot pump with two Ø45 x 115mm steel barrels. Dial type pressure gauge calibrated in psi and bar and ranges from 0-160psi and 0-10bar. Fitted with 700mm flexible pressure hose with locking connector.



F BC110
Workshop Pump
 Durable construction with chrome plated steel upright tube. Dial type high pressure gauge with rotating bezel. Gauge calibrated in psi and bar with ranges from 0-160psi and 0-11bar. Fitted with twin head for both Presta and Schrader valves and a 360° rotatable hose. Features a wide base for added stability with foldable foot stand. Supplied with accessories for inflating items such as small inflatable boats, air beds and balls stored in a compartment located in the handle.



G CTI120
Compact Rechargeable Tyre Inflator & Power Bank with Worklight
 Compact digital tyre inflator with output of 12L/min. Micro USB rechargeable (cable supplied). USB output for charging mobile phone etc. (5V/2A). Supplied with sports ball pin adaptor, balloon/inflatables adaptor and also a Presta valve adaptor for road bicycle tyres. Preset the desired psi to begin operation and unit will cut-out automatically once that pressure is reached. Auto-cut-out if hose kinks, to avoid damage to pump.

Hose Length:	140mm
Typical Inflation Time:	0-30psi in 619sec (175/70/R13)
Maximum Pressure:	120psi
Airflow:	0.42cfm/12L/min
USB Output:	5V/2A
Battery:	2000mAh 22.2Wh



0-120psi



See page 857 for tyre inflator kits.



H CP20VAP
20V Cordless Tyre Inflator
 Handheld cordless tyre inflator with digital LED display. Pressure can be set in either psi or bar. Automatic cut-out when pre-selected pressure has been reached. Double injection composite body with rubber grips for added comfort and vibration reduction. Supplied with 150mm compressor hose with tyre valve, ball needle, bike tyre valves (x2) and universal adaptors (x3).

Maximum Air Pressure:	7bar/100psi
Typical Inflation Time:	0-30psi in 205sec (175/70R)
Body Only Weight:	0.7kg

A-B

12V



E

12V



G

12V



C-D

12V



F



HEAVY DUTY

G MAC2300

12V Heavy-Duty Tyre Inflator/Air Compressor

Suitable for inflating tyres on cars, vans and 4x4s. Powered by reliable, heavy-duty motor compressing free air to 30psi at the rate of 45ft³/hr. Integral gauge. Supplied with plug for use in vehicle accessory power socket. Accessory kit, containing Presta type adaptor, ball spike and two inflatables adaptors included in storage compartment on base.

HEAVY DUTY

A-F SEE BELOW

12V Heavy-Duty Tyre Inflator/Mini Air Compressors

A range of heavy-duty mini air compressors with delivery between 25L and 95L/min. Air output hose features quick release coupling. Suitable for inflating tyres on lawnmowers, motorcycles, cars, vans, 4x4s and commercial vehicles. Supplied in a storage bag with high pressure hose with screw-on connector and accessory kit including ball needle and adaptors for inflatables.

Table shows the approximate time taken to inflate a flat 13" standard tyre to 30psi and current draw at 40psi.

	A	B	C	D	E	F	G
Model No:	MAC04D	MAC05D	MAC04	MAC05	MAC06	MAC07	MAC2300
Hose Length:	2m	4.5m	1.5m	4.5m	7.5m	7.5m	900mm
Power Cord Length:	5m	3m	3m	3m	3m	3m	4m
Operating Voltage:	12V	12V	12V	12V	12V	12V	12V
Typical Inflation Time (175/70/R13):	0-30psi in 139sec	0-30psi in 104sec	0-30psi in 139sec	0-30psi in 104sec	0-30psi in 60sec	0-30psi in 45sec	0-30psi in 218sec
Maximum Current:	13A	20A	13A	20A	33A	40A	10A
Power Connection:	Accessory Plug	Battery Clamps	Accessory Plug	Battery Clamps	Battery Clamps	Battery Clamps	Accessory Plug
Maximum Pressure:	100psi	100psi	100psi	150psi	150psi	150psi	200psi

H MAC10S

12V Tyre Inflator & Emergency Puncture Sealant Kit

Emergency kit includes 12V compressor, 450ml sealant bottle, accessories for inflatables, instructions and zipped storage bag fitted with hook-and-loop fastening for smart storage. Can seal a puncture up to Ø6mm at the roadside in under 10 minutes. Sealant is manufactured from natural rubber, meaning tyre can be washed out at the point of a professional repair. Very simple-to-use kit requires no tools, no need to remove the valve core and is TPMS safe. Plugs into a 12V vehicle accessory socket. Replacement sealant bottle available - Sealey Model No. MAC10SR. Suitable for cars, vans and 4x4s.

Power Cord Length:	3m
Operating Voltage:	12V
Maximum Current:	10A
Maximum Pressure:	100psi



100psi 12V

I




I MAC10SR

450ml Replacement Tyre Sealant & Hose

Emergency tyre sealant refill with hose for Sealey Model No. MAC10S. Can seal a puncture up to Ø6mm. Sealant is manufactured from natural rubber, meaning tyre can be washed out at the point of a professional repair. TPMS Safe. Suitable for cars, vans and 4x4s.

Maximum Pressure: 100psi



A-F SEE RIGHT
Tyre Inflator Clip-On Connectors

Quick release coupling design with 360° swivel motion, for tyre inflators, wall gauges and portable gauges. Simple but effective thumb push-button quick release. Suitable to replace the connector on any tyre inflator with either a 1/4" BSP(M) or 8mm(5/16") bore hose. 90° Angled connectors for the difficult to reach valves.



Model No:	Description:
A PCL6A	Angled Swivel - 1/4" BSP(F)
B PCL6AT	Angled Swivel - 6mm(1/4") Bore
C PCL6S	Straight Swivel - 1/4" BSP(F)
D PCL6ST	Straight Swivel - 6mm(1/4") Bore
E PCL8A	Angled Swivel - 8mm(5/16") Bore
F PCL8S	Straight Swivel - 8mm(5/16") Bore



G-I SEE BELOW
Tyre Inflator Twin Connectors


Suitable for many brands of tyre inflator fitted with a 1/4" BSP male connector on the end of the hose. Suitable for Sealey Model No's SA39, SA371, SA372, SA374, SA375, SA399, SA37/93, SA37/95, SA400, SA9312, SA9313, SA37/93B, SA37/96B and SA37/99.

Model No:	Description:
G SA37/C/O	Push-On Connector - Open
H SA37/C/C	Push-On Connector - Closed
I SA37/C/CLIP	Clip-On Connector



J SA37/C
Clip-On Connector for Tyre Inflators 1/4" BSP Fitting

Compatible with many brands of tyre inflator fitted with a 1/4" BSP male connector on the end of the hose. Suitable for Sealey Model No's SA39, SA371, SA372, SA374, SA375, SA399, SA37/93, SA37/95, SA400, SA9312, SA9313, SA37/93B, SA37/96B and SA37/99.



0-174psi 230V



K SA390
Professional Air Qube Digital Tyre Inflator with OPS & Nitrogen Purge

Robust, high reliability and modern design which is lightweight and space-saving. Touchscreen technology with human touch recognition software. Electronic pressure set with additional 4-button memory function. Three modes, inflate, deflate and over pressure setting (OPS) - which allows operator to set the machine to automatically seat the bead on new tyres whilst getting on with alternative work. The inclusion of the nitrogen (N2) purge facility allows the unit to increase the effectiveness of this increasingly popular tyre service. Red flashing light, flashing screen and audio signal for end of cycle. Auto-start Inflation. Ceramic sensor gives guaranteed accuracy to ± 0.5% of full scale reading even with hoses up to 50m in length. 21mm Backlit transfective LCD gives a clear easy-to-read display. Supplied with a wall bracket, 5m hose with new patented design clip-on connector and 3-pin plug.



Range:	0-12bar(0-174psi, 0-12.2kg/cm ² , 0-1200kPa)
Accuracy:	± 0.5% of full scale reading
Maximum Air Supply:	12bar(174psi, 12.2kg/cm ² , 1200kPa)
Pressure Units:	bar, psi, kg/cm ² , kPa
Inlet Size:	1/4" BSP
Temperature Range:	-25°C to +55°C
Supply:	230V
Plug Type:	3-Pin
Power Supply Cable Length:	1.7m

A-B SEE BELOW

Tyre Inflators

Composite bodies and dial type gauge with rubber protector. Calibrated in bar and psi. Fitted with 500mm rubber hose and connector.

	A	B
Model No:	SA9302	SA9312
Type:	Clip-On	Twin Push-On
Range:	0-10bar (0-145psi)	0-10bar (0-145psi)
Max. Air Supply:	12bar(175psi)	12bar(175psi)
Inlet Size:	1/4"BSP	1/4"BSP



C-D SEE BELOW

Jumbo Tyre Inflators

Composite bodies and dial type jumbo gauge with rubber protector. Displays in bar and psi. Fitted with 400mm rubber hose and connector.

	C	D
Model No:	SA9303	SA9313
Type:	Clip-On	Twin Push-On
Range:	0-6.9bar (0-100psi)	0-11bar (0-160psi)
Max. Air Supply:	6.9bar(100psi)	11bar(160psi)
Inlet Size:	1/4"BSP	1/4"BSP



E-F SEE BELOW

Tyre Inflators with Clip-On Connector

Die-cast bodies and dial type gauge (Model No. SA400 has a digital gauge) with rubber protector. Model No. SA399 features a glow in the dark measuring scale. Fitted with 500mm rubber hose and single clip-on connector.

	E	F
Model No:	SA399	SA400
Type:	Clip-On	Clip-On
Pressure Units:	psi, bar	psi, bar, kPa and kg/cm ²
Range:	0-7bar (0-100psi)	0-10bar (0-150psi)
Max. Air Supply:	170psi	250psi
Inlet Size:	1/4"BSP	1/4"BSP
Battery:	- 2 x AAA (Supplied)	



G SA924

Tyre Inflator with Clip-On Connector

Die-cast body and dial type gauge with rubber protector. Fitted with single clip-on connector.

Range:	0-10bar(0-145psi)
Max. Air Supply:	12bar(175psi)
Inlet Size:	1/4"BSP

H TST001

Digital Tyre Pressure Gauge with Swivel Head & Quick Release

Die-cast body and digital type gauge with rubber protector. Displayed in psi, bar, kpa and kg/cm². Pressure release valve. Auto-power-off function. Rigid type swivel head with quick release.

Range:	0-150psi
Pressure Units:	psi, bar, kpa and kg/cm ²
Battery:	2 x AAA (supplied)

I TST002

Digital Tyre Pressure Gauge with Push-On Connector

Die-cast body and digital type gauge with rubber protector. Displayed in psi, bar, kpa and kg/cm². Pressure release valve. Auto-power-off function. Swivel head with hose and push-on connector.

Range:	0-150psi
Pressure Units:	psi, bar, kpa and kg/cm ²
Battery:	2 x AAA (supplied)

J TST003

Digital Tyre Pressure Gauge with Twin Push-On Connector

Die-cast body and digital type gauge with rubber protector. Displayed in psi, bar, kpa and kg/cm². Supplied with hose and twin push-on connector. Pressure release valve. Auto-power-off function.

Range:	0-150psi
Pressure Units:	psi, bar, kpa and kg/cm ²
Battery:	2 x AAA (supplied)

A



0-138psi

A SA371

Tyre Inflator with 0.5m Hose & Twin Push-On Connector

Manufactured to comply with EN 12645. Aluminium body with rubber bumper. Linear pressure scale, dual calibrated in psi and bar, with parallax correction. 0.5m Flexible hose fitted with 240mm, twin push-on air connector.

Range:	0-9.5bar(0-138psi)
Minimum Air Supply:	5.5bar(80psi)
Maximum Air Supply:	15bar(218psi)
Inlet Size:	1/4"BSP

B



0-138psi

B SA372

Tyre Inflator with 2.7m Hose & Clip-On Connector

Manufactured to comply with EN 12645. Aluminium body with rubber bumper. Linear pressure scale, dual calibrated in psi and bar, with parallax correction. 2.7m Flexible hose fitted with clip-on air connector.

Range:	0-9.5bar(0-138psi)
Minimum Air Supply:	5.5bar(80psi)
Maximum Air Supply:	15bar(218psi)
Inlet Size:	1/4"BSP

C



0-174psi

C SA374

Digital Tyre Inflator with 0.5m Hose & Twin Push-On Connector

Die-cast aluminium body with large rubber bumper, backlit LCD digital display and battery level indicator. Auto-power-off after 8 seconds and auto-power-on once pressure is sensed, or air inflation starts. 0.5m Flexible hose fitted with 240mm push-on air connector.

Range:	0-12bar(0-174psi)
Maximum Air Supply:	13.8bar(200psi)
Pressure Units:	bar, psi, kPa
Inlet Size:	1/4"BSP
Battery:	2 x AAA (supplied)

D



0-174psi

D SA375

Digital Tyre Inflator with 2.7m Hose & Clip-On Connector

Die-cast aluminium body with large rubber bumper, backlit LCD digital display and battery level indicator. Auto-power-off after 8 seconds and auto-power-on once pressure is sensed, or air inflation starts. 2.7m Flexible hose fitted with clip-on air connector.

Range:	0-12bar(0-174psi)
Maximum Air Supply:	13.8bar(200psi)
Pressure Units:	bar, psi, kPa
Inlet Size:	1/4"BSP
Battery:	2 x AAA (supplied)

E 0-140psi



F 0-140psi



G 0-140psi

**HEAVY DUTY**

E-G SEE RIGHT

Heavy-Duty Tyre Inflators

Heavy-duty tyre inflators with extruded aluminium body and zinc head. Linear pressure scale, read in psi and bar. Each fitted with rubber air hose and air connector.

	E	F	G
Model No:	SA393	SA395	SA396
Type:	Push-On	Clip-On	Clip-On
Hose Length:	0.5m	0.5m	2.7m
Range:	0-9.6bar(0-140psi)	0-9.5bar(0-140psi)	0-9.5bar(0-140psi)
Minimum Air Supply:	6.9bar(100psi)	6.9bar(100psi)	6.9bar(100psi)
Maximum Air Supply:	13.8bar(200psi)	13.8bar(200psi)	13.8bar(200psi)
Inlet Size:	1/4"BSP	1/4"BSP	1/4"BSP



A-B SEE RIGHT

Professional Tyre Inflators

Manufactured to comply with EN 12645. Aluminium bodies with rubber bumper. Linear pressure scale, dual calibrated in psi and bar, with parallax correction. Model No. SA37/93 has 0.5m flexible hose fitted with 240mm twin push-on air connector. Model No. SA37/94 has 2.5m hose with clip-on air connector for compliance with safety regulations relating to inflation of commercial and agricultural vehicle tyres. Supplied with a serial numbered calibration certificate.

Model No:	SA37/93	SA37/94
Type:	Push-On	Clip-On
Hose Length:	0.5m	2.5m
Range:	0-9.6bar(0-140psi)	0-9.6bar(0-140psi)
Minimum Air Supply:	5.5bar(80psi)	5.5bar(80psi)
Maximum Air Supply:	15bar(218psi)	15bar(218psi)
Inlet Size:	1/4" BSP	1/4" BSP



C SA37/95

Tyre Inflator with 2.5m Hose & Twin Clip-On Connector

Die-cast aluminium body with large rubber bumper. Linear pressure scale, dual calibrated in psi and bar, with parallax correction. 2.5m Flexible hose fitted with twin lock-on air connector. Supplied with a serial numbered calibration certificate.

Range:	0-9.6bar(0-140psi)
Minimum Air Supply:	5.5bar(80psi)
Maximum Air Supply:	15bar(218psi)
Inlet Size:	1/4" BSP



D SA37/93B

Anodised Tyre Inflator with Twin Push-On Connector

Manufactured to comply with EN 12645. Aluminium body with rubber bumper. Linear pressure scale, dual calibrated in psi and bar, with parallax correction. 0.5m flexible hose fitted with 240mm twin push-on air connector. Supplied with a serial numbered calibration certificate.

Range:	0-9.6bar(0-140psi)
Minimum Air Supply:	5.5bar(80psi)
Maximum Air Supply:	15bar(218psi)
Inlet Size:	1/4" BSP



E SA37/96B

Premier Anodised Digital Tyre Inflator with Twin Push-On Connector

Anodised black aluminium body with impact absorbing rubber bumper. Features auto-power-on/power-off backlit LCD digital display for ease of use. Calibrated in psi, bar and kPa. 0.5m Flexible hose fitted with 240mm twin push-on air connector. Features a battery level indicator, powered by 2 x AAA batteries (supplied). Supplied with a serial numbered calibration certificate.

Range:	0.3-17.2bar(4-250psi, 30-1720kPa)
Maximum Air Supply:	17.2bar(250psi)
Inlet Size:	1/4" BSP



F SA37/98

Airlite Eco Tyre Inflator with Clip-On Connector

Manufactured from nylon polymer and robust glass. Ergonomic lightweight design with textured thumb lever. Increased window size ensures clearer vision and better accuracy. Linear pressure scale, dual calibrated in psi and bar. 255mm Flexible hose fitted with a clip-on air connector.

Minimum Air Supply:	0-5.5bar (0-80psi)
Maximum Air Supply:	13bar (188psi)
Inlet Size:	1/4" BSP



G SA37/99

Airlite Eco Tyre Inflator with Twin Push-On Connector

Manufactured from nylon polymer and robust glass. Ergonomic lightweight design with textured thumb lever. Increased window size ensures clearer vision and better accuracy. Linear pressure scale, dual calibrated in psi and bar. 205mm Flexible hose fitted with 250mm twin push-on air connector.

Minimum Air Supply:	0-5.5bar (0-80psi)
Maximum Air Supply:	13bar (188psi)
Inlet Size:	1/4" BSP



0-150psi

A TST001**Digital Tyre Pressure Gauge with Swivel Head & Quick Release**

Die-cast body and digital type gauge with rubber protector. Displayed in psi, bar, kpa and kg/cm². Pressure release valve. Auto-power-off function. Rigid type swivel head with quick release.

Range:	0-150psi
Pressure Units:	psi, bar, kpa and kg/cm ²
Battery:	2 x AAA (supplied)



0-150psi

B TST002**Digital Tyre Pressure Gauge with Push-On Connector**

Die-cast body and digital type gauge with rubber protector. Displayed in psi, bar, kpa and kg/cm². Pressure release valve. Auto-power-off function. Swivel head with hose and push-on connector.

Range:	0-150psi
Pressure Units:	psi, bar, kpa and kg/cm ²
Battery:	2 x AAA (supplied)



0-150psi

C TST003**Digital Tyre Pressure Gauge with Twin Push-On Connector**

Die-cast body and digital type gauge with rubber protector. Displayed in psi, bar, kpa and kg/cm². Supplied with hose and twin push-on connector. Pressure release valve. Auto-power-off function.

Range:	0-150psi
Pressure Units:	psi, bar, kpa and kg/cm ²
Battery:	2 x AAA (supplied)

D TST/PG981**Digital Tyre Pressure Gauge with Leader Hose & Quick Release**

Push-on type tyre pressure gauge with easy-to-read LCD digital screen, displaying in psi with 0.5psi graduation. Pressure release valve. Single lithium cell will run approximately 4000 test cycles. Auto-off function with low battery indication.

Range:	0-100psi
Accuracy:	±1% Full Scale
Operating Temperature:	-10°C to 40°C
Connector Length:	Flexible 300mm
Battery:	1 x CR2032 (Supplied)



0-100psi



0-100psi

E TST/PG6**Tyre Pressure Gauge with Clip-On Connector**

Robust gauge with protective rubber bumper. Supplied with clip-on connector.

Range:	0-7bar(0-100psi)
--------	------------------



0-220psi

F TSTPG34**Tyre Pressure Gauge with Twin Connector**

Dial type pressure gauge with twin connector, reading up to 15bar(220psi). Metal body, long reach connector and high range scale. Compatible with both cars and commercial vehicles.

Range:	0-15bar(0-220psi)
Accuracy:	±3.5psi
Arm Length:	120mm




0-120psi

G TSTPDG01**Tyre Pressure & Tyre Tread Depth Gauge**

Robust gauge with protective rubber bumper reading up to 8bar(120psi). Fitted with 45° angle chuck and pressure release button. Integral colour-coded tyre depth gauge.

Range:	0-8bar(0-120psi)
Accuracy:	±3%
Tyre Depth Range:	0-10mm



0-120psi

H TSTPDG02**Tyre Pressure & Tread Depth Gauge with Flexible Hose**

Robust gauge with protective rubber bumper reading up to 8bar(120psi). Fitted with 335mm armoured flexible hose and pressure release button. Integral colour-coded tyre depth gauge.

Range:	0-8bar(0-120psi)
Accuracy:	±3%
Tyre Depth Range:	0-10mm

TAKE TYRE SAFETY SERIOUSLY!

Check your tyre pressures regularly. An under or over inflated tyre can add to your fuel consumption and cause additional wear. Both are dangerous. Visit www.tyresafe.org for more tyre safety advice.



A NEW

A TST19

Emergency Breakout Tool With Tyre Tread Depth Gauge

Trigger action and hardened tip shatters glass with minimum effort. Designed for 5mm automotive tempered glass. Recessed seatbelt cutter provides fast and effective method of escape. Tyre tread depth gauge offers a quick and easy check of tread level.



B

3-150psi

B TSTPG11

Digital Tyre Pressure & Tread Depth Gauge

Tyre pressure gauge with integral tread depth gauge and worklight. Push-button operation with backlit LED display for tyre pressure. Read-out available in bar, psi, kg/cm² or kPa. Integral tread depth gauge reads up to 20mm. Auto-power-off.

Range:	0.21-10.3bar(3-150psi, 0.21-10.5kg/cm ² , 21-1034kPa)
Accuracy:	±1psi
Pressure Units:	bar, psi, kg/cm ² , kPa
Tread Depth Range:	0-20mm
Battery:	2 x CR2032 3V (supplied)



C

5-150psi

C TSTPG12

Digital Tyre Pressure & Tread Depth Gauge with LED

3-in-1 Pocket-size tyre gauge with removable keyring. Simple one-button operation with easy-to-read large backlit LCD display. Tread depth function gives high accuracy readings in mm or inches as well as a simple-to-read traffic light system for wear indication. Precise tyre pressure readings can be displayed in bar, psi, kPa and kg/cm². Equipped with a bright LED and auto-power-off feature.

Range:	0.3-10.3bar(5-150psi, 34-1034kPa, 0.35-10.5kg/cm ²)
Accuracy:	±1psi
Pressure Units:	bar, psi, kPa, kg/cm ²
Tread Depth Range:	0-15.5mm
Battery:	2 x CR2032 (supplied)



D

0-160psi

E

0-160psi



D TST/PG3

Universal Deluxe Tyre Pressure Gauge with Twin Push-On Connector

Designed for twin tyres but suitable for all cars and commercial vehicles. Precision engineered and fitted with large filter to protect operating mechanism for hard usage over long periods. Fully polished mirror finish.

Range:	0-11bar(0-160psi)
---------------	-------------------

E TST/PG4

Universal Deluxe Tyre Pressure Gauge with Twin Push-On Connector

Designed for twin tyres but suitable for all cars and commercial vehicles. Precision engineered and fitted with large filter to protect operating mechanism for hard usage over long periods.

Range:	0-11bar(0-160psi)
---------------	-------------------



F

0-100psi

F TSTPG10

Digital Tyre Pressure Gauge

Ergonomically designed lightweight tyre pressure gauge. Single push-button operation with LCD digital display. Read-out available in bar, psi, kg/cm² or kPa. Auto-power-off feature.

Range:	0-7bar(0-100psi, 0.7kg/cm ² , 0.70kPa)
Accuracy:	±1% Full Scale
Pressure Units:	bar, psi, kg/cm ² , kPa
Battery:	1 x CR2032 (supplied)



G

5-50psi

H

6-50psi

I

6-50psi

G-I SEE BELOW

Tyre Pressure Gauges

Pencil type gauges with psi scale. Features valve deflator and pocket-clip. Suitable for use as a guide.

Model No:	Range:
G TSTPG1	5-50psi
H TSTPG8	6-50psi
I TSTPG9	6-50psi



J

0-60psi

K

0-60psi

L

0-100psi

J-L SEE BELOW

Dial Type Tyre Pressure Gauges

Dial type pressure gauges with a metal body. TST/PG97 & TSTPG43 Feature offset valve connector. TST/PG99 Fitted with 45° angle chuck.

Model No:	Range:	Accuracy:
J TST/PG97	0-4.5bar(0-60psi)	±2psi
K TST/PG99	0-4bar(0-60psi)	±1.6psi
L TSTPG43	7kg/cm ² (0-100psi)	±3psi



A VS0563
Digital Tyre Tread Depth Gauge
DVSA Approved

Calibrated and DVSA approved for use when testing all classes of vehicle. Hardened and tempered stainless steel gauge. Metric and Imperial calibration with conversion between the two. Zero reset control allows for comparative measurement. Includes flat surface plate for accurate zeroing of gauge prior to use. Supplied in storage case.



Range:	0-10mm(0-0.4")
Accuracy:	±0.01mm(0.0005")
Battery:	CR2032 (supplied)



B VS0560
Digital Tyre Tread Depth Gauge

Hardened and tempered stainless steel gauge. 11mm High figures in LCD display for ease of reading. Metric and Imperial calibration with conversion between the two. Zero setting control allows for comparative measurement. Supplied in storage case.



Range:	0-25mm(0-1")
Accuracy:	±0.02mm(0.001")
Battery:	SR44 - 1.5V (supplied)

Model No. VS0563 DVSA Approved Depth Gauge Calibration Certificate

VS0563 has DVSA Approval which covers the initial calibration of the tool at the factory. The unit is supplied in a sealed box. Once the seal is broken the calibration cannot be guaranteed. We do not supply a certificate of calibration for this initial period. We recommend that the unit is returned to us annually for re-calibration. A test certificate can be issued at this point. Quote Model No. VS0563CAL.



C MM & IMP

C VS0565
Digital Tyre Tread Depth Gauge
Pin Tip

Hardened and tempered stainless steel gauge. 11mm Digits in LCD display for ease of reading. Metric and Imperial calibration with conversion between the two. Zero setting control allows for comparative measurement. Pin type tread-probe. Supplied with calibration certificate and storage case.

Range:	0-25mm(0-1")
Accuracy:	±0.02mm(±0.001")
Battery:	SR44 - 1.5V (supplied)



D MM & IMP

D VS0564
Digital Tyre Tread Depth Gauge

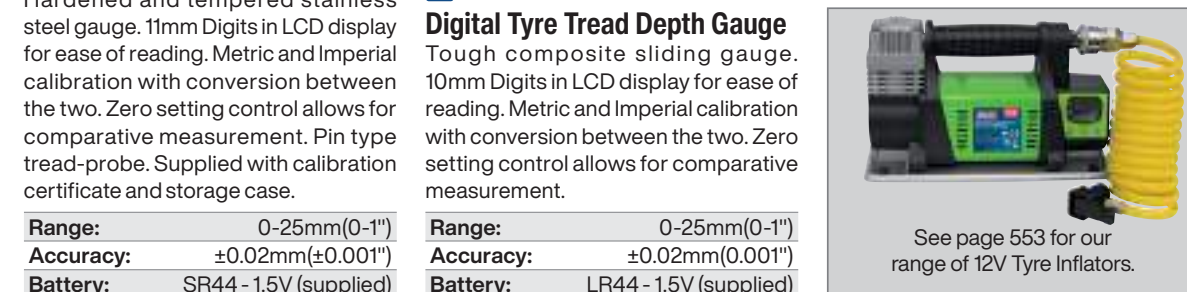
Tough composite sliding gauge. 10mm Digits in LCD display for ease of reading. Metric and Imperial calibration with conversion between the two. Zero setting control allows for comparative measurement.

Range:	0-25mm(0-1")
Accuracy:	±0.02mm(0.001")
Battery:	LR44 - 1.5V (supplied)



E MAC10SR
450ml Replacement Tyre Sealant & Hose

For full details, see page 553.



See page 553 for our range of 12V Tyre Inflators.



F TST/DGE
Tyre Tread Depth Gauge - Pocket Type
 Chromed steel body with pocket-clip. Scale from 0-25mm in 1mm(0-1" in 1/32") graduations.

Range:	0-25mm(0-1")
---------------	--------------



G TST/DG
Tyre Tread Depth Gauge - DVSA Approved
 Chromed steel body with pocket-clip. DVSA Approved depth scale includes 1.6mm graduation for minimum tyre tread requirements. Scale from 0-26mm in 1mm graduations.

Range:	0-26mm
---------------	--------




A TST/VT Tyre Valve Service Tool
Phosphate finish with knurled body. Cleans and restores internal and external threads, and also includes valve core removal tool.



B TST/VCT Tyre Valve Core Tool
Used for removal and installation of the core from a wheel valve. Features easy grip handle and ideal for the busy workshop. Suitable for motorcycles, cars and commercial vehicles.
Length: 97mm



C TST18 Torque Limited Tyre Valve Tool
Pocket size tool specifically designed to prevent over tightening of valve cores fitted to wheels/tyres with TPMS. Over-torquing can easily damage delicate pressure sensor packs, causing expensive repairs.
Preset Torque: 0.48Nm (4lb.in)



D TST04 Alloy Rim Tyre Valve Installer
Simplifies installation of tyre valves in tubeless wheels. Pulls tyre valve assembly through rim. Shank is notched to accommodate various rim styles. Manufactured from resilient nylon to minimize damage and marking to alloy wheels. Features a valve core removal tool mounted in the base of the handle.
Length: 270mm



E SA37/99 Airlite Eco Tyre Inflator with Twin Push-On Connector
Manufactured from nylon polymer and robust glass. Ergonomic lightweight design with textured thumb lever. Increased window size ensures clearer vision and better accuracy. Linear pressure scale, dual calibrated in psi and bar. 205mm Flexible hose fitted with 250mm twin push-on air connector. For full specification, please see page 557.




F-I SEE BELOW Snap-in Tubeless Tyre Valves Packs of 100
Wheel rim hole size 11.5mm(0.453"). Manufactured from EDPM rubber which prevents dry rot and wear.

Model No:	TV412	TV413	TV414	TV418
Length:	22mm	30mm	38mm	49mm



J TST/TVI Tyre Valve Installer
Simplifies installation of tyre valves in tubeless wheels. Pulls tyre valve assembly through rim. Shank is notched to accommodate various rim styles. Strong 270mm long handle with corrosion resistant plating.
Length: 270mm



K SX031 3pc 1/2" Sq Drive Alloy Wheel Impact Socket Set **Deep**
Chrome Molybdenum sockets, hardened, tempered and anodised for corrosion resistance. Suitable for use with impact tools. Each socket is sleeved and has an insert to prevent damage to alloy wheels and nuts. Colour-coded sockets for easier size selection. Comprises deep or long reach 17, 19 and 21mm sockets. Supplied in storage case.

Type:	Deep
Sizes:	17, 19, 21mm



L VS0368 Stick On Wheel Weight Pliers
Adjustable Jaws for different types of wheel weights. Plastic covered jaws and hammer help protect the alloy wheel from damage. Easy and quick to remove stick on wheel weights.



M VS0361 Wheel Balancing Weight Pliers
Multipurpose tool. Primarily designed for the installation and removal of wheel balance weights. Also includes tools for prising off wheel trims and preparing wheel balance weights.
Length: 240mm



A TC963

Tyre Bar for Aluminium Wheels

Tyre bar fitted with nylon ferrules to prevent damage to aluminium wheel rims. Suitable for use with Model No's TC960, TC962, TC965 and other makes of manual tyre changer.

Length: 1015mm



B

B VSTL940

Tyre Lever - Commercial

Carbon steel tyre lever with hook ends. Suitable for use on commercial vehicle tyres.

Length: 940mm



C

C SX500

Torque Multiplier Wheel Nut Wrench 65:1

Ideal for removing/installing wheel nuts on commercial and light commercial vehicles when air impact wrench is not easily accessible. Supplied in storage case with two impact sockets and 210mm extension.

Output Drive:	1" Sq (Male)
Ratio:	65:1
Maximum Rated Output:	6200Nm



A

D VSTL10

Heavy-Duty Tyre Lever

Carbon steel tyre lever, with hook and taper ends.

Length: 600mm



D



E

E TST15

Patch Stitch Roller

Designed to roll down inner tube and tyre repair patches to remove trapped air and ensure good adhesion. Features a strong wooden handle.

Roller Diameter/Thickness: Ø37/2.5mm



F

G

H

I

J

F-J SEE BELOW

Tyre Levers

Hardened carbon steel tyre levers, with hook and taper ends.

Model No:	Length:
F VSTL300	300mm
G VSTL450	450mm
H VSTL500	500mm
I VSTL590	590mm
J VSTL760	760mm




K NEW

K VSTL3456

4pc Tyre Lever Set

Carbon steel with hardened and tempered ends. Hook and taper ends. Lengths: 300, 400, 500 and 600mm.

L



M



L-M SEE BELOW

Tyre Marking Crayons - Pack of 6

Suitable for marking tyre damage or areas for repair. Will work on practically any surface including rubber, metal and paint. Paper protective wrapper can be peeled back as crayon wears.

Model No:	Colour:	Length:
L TST13	White	100mm
M TST14	Yellow	100mm



A TST10
Temporary Puncture Repair Kit

Ideal for repairing punctures on tubeless tyres fitted to agricultural and off-road vehicles. Can also be used as a temporary/emergency fix on cars and commercial vehicles. Allows the tyre to be repaired without removing the tyre from the wheel. Not to be used as a permanent repair for road vehicles.

Contents:	Rasp, Insertion Needle, Repair Strips (x30), Glue
------------------	---



D MAC04
12V Heavy-Duty Tyre Inflator/Mini Air Compressor

Mini air compressor with delivery of 25L/min. Air output hose features quick release coupling. Suitable for inflating tyres on cars. Supplied in a storage bag with accessory kit including ball needle and adaptors for inflatables.

Table shows the approximate time taken to inflate a flat 13" standard tyre to 30psi and current draw at 40psi.


Maximum Pressure:	100psi
Maximum Current:	13A
Hose Length:	1.5m
Power Cord Length:	3m
Operating Voltage:	12V
Typical Inflation Time (175/70/R13):	0-30psi in 139sec
Power Connection:	Accessory Plug



B TST09
Temporary Puncture Repair & Service Kit

Ideal for repairing punctures on tubed and tubeless tyres fitted to agricultural and off-road vehicles. Can also be used as a temporary/emergency fix on cars and commercial vehicles. Repair strips allow tubeless tyres to be repaired without removing the tyre from the wheel. Also includes parts and tools for general tyre servicing. Not to be used as a permanent repair for road vehicles.

Contents:	Temporary Tubeless Repair; Rasp, Insertion Needle, Repair Strips (x10), Tube Repair; Patches - Ø30mm Round (x3), Ø57mm Round (x3), Abrasive Scraper, Glue, Service Items; Valve Caps (x4), Valve Cores (x4), Tools; Tyre Pressure Gauge (10-50psi), Tyre Valve Service Tool
------------------	---



E TSTVRK
Tyre Valve Removal/Installation Tool

Remove and install leaking tyre valves without having to remove the tyre. Works on steel wheels and especially good for valves on motorcycle or agricultural wheels. Time-saving tool. Not suitable for high pressure valves.

Contents:	Cone, Push/Pull Driver, Valve Hook Tool, Tyre Valve
------------------	---



G TST12
Puncture Repair Rasp - Fine


Used to clean and widen the puncture before repairing a tubeless tyre. Suitable for car, commercial, agricultural and off-road vehicle tyres.



C TST11
Temporary Puncture Repair Strips - Pack of 60

Repair strips for Model No's TST09 and TST10 repair kits.

Length:	100mm
Diameter:	Ø6mm




F 3015CXHV
3 Tonne Trolley Jack with Super Rocket Lift & Axle Stands (Pair) - Green

Single-piece hydraulic unit with heavy chassis design and large jacking saddle (Pad available as optional extra - Model No. JP17). Universal joint release mechanism allows safer, more controlled lowering of the jack. Twin piston Super Rocket Lift feature brings lifting arm straight into contact with the jacking point. Polyurethane wheels for smoother manoeuvrability and helps prevent damage to workshop floor. Fitted with safety overload valve and pump-through valve to prevent handle locking at maximum ram extension. Ideal for loaded vans up to 3.5 Tonne GVW. Supplied with Pin Type Axle Stands, 3 Tonne (3000kg) capacity per stand (6 Tonne (6000kg) per pair). For full specification, see page 280.



H VS8581
23mm Folding Mechanic's Kneeling Mat

For more information, see page 612.



A SX051
3pc 1/2" Sq Drive 12-point Impact Hub Nut Socket Set

Heavy-duty, high quality, 12-point, Chrome Molybdenum impact sockets suitable for use with any 1/2" Sq drive impact tool. Blackened finish for added corrosion resistance. Tool suitable for hub nut applications where high torque is required. Supplied in a storage case.


Drive:	1/2" Sq
Sizes:	30, 32, 36mm



B SX050
5pc 1/2" Sq Drive Impact Hub Nut Socket Set

Heavy-duty, high quality, Chrome Molybdenum impact sockets suitable for use with any 1/2" Sq drive impact tool. Blackened finish for added corrosion resistance. Tool suitable for hub nut applications where high torque is required. Supplied in a storage case.


Drive:	1/2" Sq
Sizes:	29, 30, 32, 34, 36mm



C AK5613TD
13pc 1/2" Sq Drive Total Drive® Impact Socket Set

For more information, see page 99.


Premier



D SX052
6pc 1/2" Sq Drive Impact Spline Socket Bit Set

Specialist set of tools suitable for removal and adjustment of hubs, steering and suspension on selected VAG vehicles. High quality Chrome Molybdenum components suitable for use with impact tools.

Drive:	1/2" Sq
Contents:	Spline Bits (40 & 75mm); M14, M16, M18



E SX099
6pc 3/4" Sq Drive Impact 12-Point & TRX-Star* Female Deep Socket Set

Heavy-duty Chrome Molybdenum 3/4" Sq drive deep impact sockets, 12-point and TRX-Star* female. Suitable for commercial vehicle applications.

Drive:	3/4" Sq
Contents:	12-point Sockets; 17, 19mm, TRX-Star* Female Sockets; E18, E20, E22, E24



G SX098
16pc 3/4" & 1" Sq Drive Impact Hex, TRX-Star* & TRX-Star* Female Socket Bit Set

Heavy-duty Chrome Molybdenum impact hex, TRX-Star* socket bits and TRX-Star* female socket bits. Suitable for commercial vehicle applications.

Drive:	3/4"/1" Sq
Contents:	Bits; Hex - 17, 19, 22, 24mm, TRX-Star* - T60, T70, T80, T90, T100, Sockets; TRX-Star* Female - E18, E20, E22, E24, Impact Socket Adaptors; 3/4", 1" Sq Drive



H CP650LI
18V 1/2" Sq Drive Cordless Impact Wrench

For full details, see page 874.

18V
1/2" Sq Drive
650Nm Torque



F SEE BELOW
Impact Sockets

Chrome Molybdenum, drop-forged, 6-point impact sockets. Hardened and tempered for strength and with phosphate finish for greater corrosion resistance.


Drive:	1" Sq
Model No:	Size:
CV085	85mm
CV090	90mm
CV095	95mm
CV100	100mm
CV105	105mm
CV110	110mm
CV115	115mm
CV120	120mm



I SEE BELOW
Cut & Impact Resistant Gloves - Pairs

For full details, see page 1287.

Model No:	Colour:	Size:
SSP38L	Red	Large
SSP39L	Green	Large



A VS4003

4pc Steering Rack Knuckle Tool Set

Suitable for the fast removal/installation of the steering knuckle. Designed to fit over the steering shaft onto the steering rack. Three interchangeable heads fit racks with hex drive, two flats and round ends with a diameter of Ø30 to 45mm.

Length:	405mm
Internal Sleeve Length:	380mm
Drive:	32mm Hex, 1/2" Sq
Head Sizes:	Ø30-35mm, Ø35-40mm, Ø40-45mm



B-C SEE BELOW

Steering Rack Knuckle Tools

Suitable for the fast and easy removal/installation of the steering knuckle. Designed to fit over the steering shaft onto the steering rack. Fits racks with hex drive, two flats and round ends.

	B	C
Model No:	VS4001	VS4002
Length:	470mm	400mm
Internal Sleeve Length:	440mm	360mm
Drive:	27mm Hex, 1/2" Sq	27mm Hex, 1/2" Sq
Head Size:	Ø35.5-41mm	Ø29-34mm



D VS4005

Track-Rod Adjusting Grips

Designed for loosening and adjusting stubborn track-rods when making repairs or adjusting the wheel alignment. Ideal when the tie-rod has no hex or flats and a spanner cannot be used. Features a spring loaded jaw which grips tighter as more force is applied.

Length:	410mm
Maximum Capacity:	22mm



E-F SEE BELOW

Steering Rack Knuckle Tools

Suitable for the fast and easy removal of the steering knuckle. Fits racks with hex drive, two flats and round ends. Ideal for vehicles with limited access and avoids the need to remove the rack assembly.

	E	F
Model No:	VS4000	VS4004
Drive:	19mm Hex	19mm Hex
Head Size:	Ø33-41mm	Ø40-54mm




G AK381

Ball Joint Splitter

Chemically blackened forged steel body with thrust bolt. Suitable for most small cars and light vans.

Jaw Capacity:	19mm
---------------	------



H VS3815

Suspension Arm Lever

Suitable for the in situ separation of suspension components with minimum manual effort and maximum efficiency. Fully adjustable fulcrum position allows for use in a variety of positions and caters for left or right-handed use.

Length:	1.2m
---------	------



I S01212

219pc 1/4", 3/8" & 1/2" Sq Drive Socket Set

For more information, see page 61.



J S01214

135pc Mechanic's Tool Kit

For more information, see page 60.





A PS993
Hydraulic Hub Puller Set
 Puller yoke with 10 Tonne hydraulic ram. Suitable for four and five stud hubs. Hydraulic ram provides additional power to extract the most stubborn hubs.

Maximum Vehicle Stud Size:	15mm
Minimum/Maximum Stud Spread:	85/128mm
Maximum Centre Bore:	Ø60mm



D VS1490
Universal Hub Holding Wrench
 Universal hub holding wrench. Suitable for four and five stud wheels.




G VS7024
37pc Bearing & Seal Installation Kit
 Lightweight design for the installation of bearings without damaging the bearing or housing. Contains three metal bearing drift sleeves and 34 nylon drifts. Can also be used to install oil seals. Fits most sizes of bearing and seals found on modern vehicles. Supplied in storage case.

Drift Sleeve Sizes:	Ø25, 40, 60mm
Drift Sleeve Length:	220mm
Nylon Drift Sizes:	Ø26, 28, 30, 32 (x2), 35 (x3), 37, 40, 42 (x2), 47 (x3), 52 (x2), 55, 60, 62 (x3), 68, 72 (x2), 75, 80 (x2), 82, 85, 90 (x2), 100, 110mm




B AK713
1/2" Sq Drive Universal Hub Puller
 Cast iron ductile body with steel force screw and tommy bar. Suitable for four and five stud hubs. Use with a 1/2" Sq drive ratchet wrench or with tommy bar supplied.



E VS703
10pc Aluminium Bearing Race & Seal Driver Set
 Set of nine aluminium bearing and seal drivers. Suitable for straight installation of bearing race without damage to the bearing or axle housing. Fits most popular bearing race sizes. Supplied in storage case.

Driver Sizes:	Ø39.5, 44, 50, 59, 63, 64.5, 72, 76, 81mm
---------------	---



H SX031D
3pc 1/2" Sq Drive Alloy Wheel Long Reach Impact Socket Set
 Chrome Molybdenum sockets, hardened, tempered and anodised for corrosion resistance. Suitable for use with impact tools. Each 6-point socket is sleeved and has an insert to prevent damage to alloy wheels and nuts. Colour-coded socket assists ease of size selection. Comprises deep or long reach 17, 19 and 21mm sockets. Supplied in storage case.

Drive:	1/2" Sq
Sizes:	17, 19, 21mm



C VS8001
Hub Cleaner
 For more information, see page 549.



F VS7032
52pc Bearing Race & Seal Driver Set
 Set of 49 square edged heavy-duty steel drivers from Ø18mm to Ø74mm. Suitable for installation of bearings or seals without damaging the bearing, seal or housing. Adaptors can also be used in a standard workshop press. Supplied in storage case.

Driver Sizes:	Ø18-65mm (1mm increments), Ø74mm
Contents:	Driver (x49), Punch, Punch Extension, 3mm Hex Key



I SCS103
500g Aluminium Anti-Seize Compound Tin
 Aluminium anti-seize compound, for use on all studs, nuts, bolts and other threaded connections.

Size:	500g
-------	------

A

1/2" Sq Drive

12



A SX051
3pc 1/2" Sq Drive
12-point Impact Hub Nut Socket Set

Heavy-duty, high quality, 12-point, Chrome Molybdenum impact sockets suitable for use with any 1/2" Sq drive impact tool. Blackened finish for added corrosion resistance. Tool suitable for hub nut applications where high torque is required. Supplied in a storage case.

Sizes: 30, 32, 36mm

B

1/2" Sq Drive

6



B SX050
5pc 1/2" Sq Drive
Impact Hub Nut Socket Set

Heavy-duty, high quality, Chrome Molybdenum impact sockets suitable for use with any 1/2" Sq drive impact tool. Blackened finish for added corrosion resistance. Tool suitable for hub nut applications where high torque is required. Supplied in a storage case.

Sizes: 29, 30, 32, 34, 36mm

C

1/2" Sq Drive

VAG

12



C SX053
5pc 1/2" Sq Drive 12-Point Impact Hub
Socket & Socket Bit Set

High quality Chrome Molybdenum hub impact sockets/hex bits. Specially designed for VAG vehicles. Suitable for use with 1/2" Sq drive impact tools.

Contents: 12-point Sockets; 24, 30, 32mm, Hex Bits; 14, 17mm

D

1/2" Sq Drive

6



D SX136
36mm 1/2" Sq Drive Impact Hub
Nut Socket

Heavy-duty 6-point specialised stepped 36mm impact socket for removing the front hub nut on Fiat 500 and Ford Ka.

Size: 36mm 6-point

E

3/4" Sq Drive

12



E SX021
56mm Bi-Hex Deep
3/4" Sq Drive 12-Point
Impact Socket

Forged and heat treated Chrome Vanadium steel impact grade socket, chemically blackened for corrosion resistance.

Size: 56mm Deep 12-point

Applications: Hub Nuts; Ford Transit 130,150, 190, (93on)

F

3/4" Sq Drive

12



F SX0150
65mm 3/4" Sq Drive 12-Point
Impact Socket

Forged and heat treated Chrome Vanadium steel impact grade sockets, chemically blackened for corrosion resistance.

Size: 65mm 12-point

Application: Hub Nuts; Ford Transit

G

1/2" Sq Drive

6



G SX001
38mm Deep
1/2" Sq Drive Impact Socket

Forged and heat treated Chrome Vanadium steel impact grade socket, chemically blackened for corrosion resistance

Size: 38mm Deep 6-point

Applications: Ball Joints and Flywheel Nuts; Rover Group - Austin Mini, 1100/1300

H



H SX138
Rear Hub
Nut Socket - Ford Transit

Heavy-duty 4-point specialised impact socket for removing the rear hub nut on RWD Ford Transit vehicles. Alignment shaft allows accurate location onto castellated nut.

Stud Width: 6.8mm

Alignment Shaft Diameter: Ø38mm

Outer Diameter: Ø70mm

Application: RWD Ford Transit (2014on)

OEM Tool: 205-1007

I

1/2" Sq Drive

6



I SX002
1-13/16" Deep 1/2" Sq Drive
Impact Socket - Imperial

Forged and heat treated Chrome Vanadium steel impact grade socket, chemically blackened for corrosion resistance. Malleable steel material makes the socket suitable for use with either hand ratchet wrenches or air impact wrenches.

Size: 1-13/16" Deep 6-point

Application: Ball Joints; Austin Metro

J



J SX011
52mm Hub Nut
Box Spanner - Land Rover

Ideal for removing and refitting the wheel hub retaining nuts and adjusting the wheel bearing free play. Suitable for Land Rover taper roller bearings. Use with bar through the Ø14mm cross-drilled holes.

Size: 52mm

Application: Land Rover

K

1/2" Sq Drive

6



K SX010
52mm 1/2" Sq Drive
Impact Socket

Forged and heat treated Chrome Vanadium steel impact grade socket, chemically blackened for corrosion resistance.

Size: 52mm 6-point

Applications: Hub Nuts; Land Rover and Range Rover

L

NEW

1/2" Sq Drive



L SX1821
2pc 4-in-1 Impact Socket Set

For more information, see page 544.

M VS3005

2pc Mercedes Benz Engine
Mount Spanner 16 & 17mm

2-Piece set consisting of 16 and 17mm ring spanners for Mercedes Benz engine mount bolts. 12-Point ring spanners with Internal 3/8" Sq Drive. Ideal for removing engine mount bolts in tight spaces.

Drive: 3/8" Sq

Size: 16, 17mm 12-point

Length: 123mm

M

NEW

12



3/8" Sq Drive

A

1/2"
Sq Drive

VAG

A VSE18**Camber Adjusting Tool - VAG**

Specially designed tool makes it much easier to access concentric camber adjustment bolts on VAG rear multi-link suspension. Tool is designed for use with a 1/2" Sq drive Ratchet and torque wrench.

Applications:

Audi: A3 (04on), A4 (01on), A6 (05on), A8 (03on), TT (07on)

Seat: Alhambra (11on), Altea (07on), Toledo (13on), Ibiza (08on), Cordoba (02on), Ateca (16on)

Skoda: Octavia (04on), Superb (08on), Yeti (09on), Citigo (11on)

Volkswagen: Eos (06on), Golf (04on), Jetta (06on), Passat (06on), Polo (02on), Scirocco (09on), Tiguan (08on), Touran (04on)

B

1/2"
Sq DriveVW
MERCEDES**B VSE21****Camber Adjusting Tool Mercedes, VW**

Specially designed wrench makes it much easier to access the shock absorber fitting. Applications: Volkswagen Crafter and Mercedes-Benz Sprinter. 1/2" Sq drive 21mm Bi-hex profile.

Drive: 1/2" Sq

C

1/2"
Sq DriveVW
MERCEDES**C VS9840****Camber Adjustment Spanner - Mercedes, VW**

Designed to access hard-to-reach fixings on the suspension strut. Suitable for Volkswagen Crafter and Mercedes Benz Sprinter vans.


Drive: 1/2" Sq
Size: 21mm 12-point

D

**D GA460****Steering Wheel Level**

Used to level the steering wheel before locking into position, prior to checking/adjusting the front wheel alignment. Ideal for use with 4-Wheel Laser Aligners such as Model No. GA70. Self-retaining and centring using a spring loaded mechanism. Features a level bubble to show horizontal position. Suitable for steering wheels with an internal diameter of between Ø270mm and 340mm.

G



Magnetic

G GA45**Magnetic Camber/Castor Gauge**

Robust, magnetic gauge mounts onto hub for quick and accurate measurement of camber and castor angles. Large adjuster knob for convenient zeroing of bubble during castor angle measurement. Graduated from -6° to +6°. Supplied in storage case.

Adjustment: -6° to +6°

E



Magnetic

E GA450**Magnetic Camber Castor & Kingpin Gauge**

Robust, magnetic gauge mounts onto hub for quick and accurate measurement of camber, castor angles and kingpin inclination. Two large adjuster knobs, one for conveniently zeroing bubble during angle measurement, and one for adjusting kingpin inclination. Camber gauge with fixed graduation from -5° to +5°. Adjustable castor gauge graduated from -3° to +11°. Kingpin gauge graduated from 0° to 14° left to right. Supplied in storage case.

Camber Gauge Graduation: -5° to +5°
Castor Gauge Graduation: -3° to +11°
Kingpin Gauge Graduation: 0° to 14°
Magnetic Plate Diameter: Ø85mm

F

**F GA10****Manual Wheel Balancer**

Suitable for balancing all types of wheels with hubs from Ø115mm. Simple-to-use and requires no power source.

Minimum Hub Diameter: Ø115mm

H

**H TH002****Wheel & Tyre Handling Dolly**

Enables commercial sized wheels and tyres to be removed/installed on hub studs.

Capacity: 127kg
Fork Centres: 535mm
Length: 1225mm

H

127kg



A GA70


4-Wheel Laser Wheel Aligner

Fast, simple and accurate alignment of both front and rear wheels. Optimises vehicle performance and set-up after installation or modification of steering and suspension components. Simple and fast to use, it is ideal for the busy professional workshop and has a fast return on investment - potentially adding value to every steering or suspension job. This fully portable kit is also ideal for track-day set-up for the enthusiast. Works on most cars and light commercial vehicles with rim diameters between Ø330mm(13") and Ø560mm(22"). Supplied with steering wheel clamp, wheel turn plates and wheeled storage rack and comprehensive operating instructions.

Contents: Portable Mounting Storage Rack with Castor Wheels, Laser Alignment Heads (x2), Wheel Alignment Hangers (x2), Dished Turning Plates (x2), Steering Wheel Clamp, 13" Wheel Rim Spacers (x4), 40mm Extension Bobbins (x6)

Optional Calibrating Rig: GA70CR

Sealey Calibration Service: GA70CAL



Toe-in Toe-out Alignment



B


GA70CR

Calibration Rig for GA70

Used to check and adjust the alignment of the lasers on Model No. GA70 Four-Wheel Laser Aligner. This unit will allow workshops to check and adjust in-house. Laser heads secure to the rig and rest on the bobbins that contact the vehicle's wheel rim. Supplied with comprehensive instructions.

Save money and buy the Wheel Aligner and Calibration Rig together, order model **GA70COMBO**.

C



GA44

Steering Turntables - Pair

Use in conjunction with Caster Kingpin Gauge Sets for accurate caster and kingpin alignment. Also measures toe-in/out and full lock angles. Locking pins prevent rotation of table whilst driving vehicle on and ensure accurate angular measurements. Measures up to 55° rotation in either direction. Maximum loading 4000kg per pair.

Range:	±55°
Table Size:	Ø400mm
Table Movement:	62mm Front-to-back, 55mm Side-to-Side
Table Height:	50mm
Capacity:	4 Tonne pair, 2 Tonne each



LASER SIGHT



2-Wheel vs 4-Wheel Alignment

2-Wheel	GA50	4-Wheel	GA70
• Checks toe-in/out on front wheels.		• Checks toe-in/out on front wheels.	
• Fast to use.		• Indexes on rear wheels - eliminates crabbing.	
• Low cost.		• Helps align steering wheel in central position.	
• Does not reference rear wheels.			



GA50

Laser Wheel Alignment Gauge

Optical system uses low radiation laser beam to indicate toe-in or toe-out. Single leg configuration and reversible contact probes allow on-ramp use. Works on most cars and light commercials with rim diameters from Ø200mm(8") to Ø600mm(23.5"). Powered by 2 x AA batteries and includes operating instructions.

**A TST22****12V 13-Pin Towing Socket Tester
DVSA Approved**

DVSA Approved for use in testing stations on vehicle classes 4, 5 and 7. Quick and simple test of 12V 13-pin Euro-type sockets fitted to the rear of the vehicle. Supplied with 4.9m cable to enable the operator to use the tool whilst sitting in the vehicle. Features self-test facility to ensure the serviceability of the tool. Powered by 12V vehicle supply. Also tests the 12V continuous/ignition live feeds and the reversing lights - not part of the current MOT test, but useful when diagnosing electrical faults. Includes 13 to 7-pin adaptor for testing older wiring systems.

**D VS0210****Brake & Fuel Pipe Inspection Tool**

Specially designed for the removal of corrosion from brake and fuel pipes for fast and thorough inspection. Features 12 cleaning edges for different sizes and types of pipes. Includes curved cleaning edges for hard-to-reach areas. DVSA Compliant tool.

Applications: 3.5mm (Citroen), 4, 4.75mm, 3/16" Pipes

**F MG798L****Light Palm Tactouch Mechanic's Gloves**

Professional close fitting gloves with touchscreen index fingertips. Unlike conventional mechanic's gloves, they allow precision control when working with small fixings and tools. Soft, breathable and durable with anti-slip palms. Washable materials.

Model No:	Size:
MG798L	Large
MG798XL	X-Large

**B VS015****Brake Pedal Depressor - DVSA Approved**


DVSA Approved tool, simplifying vehicle testing by allowing any test that requires the brakes to be applied to be carried out by one person rather than two.

Maximum Length: 740mm

**E HIMOT****Corrosion Assessment Hammer
DVSA Approved**

The only official design of tool fully approved for MOT use in the UK. Metal shaft and composite body in accordance with DVSA specification. Durable design reduces risk of breakage of joint if dropped. Check for the DVSA approved markings.

Length: 140mm

**G VSTL760****Tyre Lever**

Hardened carbon steel tyre lever, with hook and taper ends.

Length: 760mm

**C VS0563****Digital Tyre Tread Depth Gauge
DVSA Approved**

Calibrated and DVSA approved for use when testing all classes of vehicle. Hardened and tempered stainless steel gauge. Metric and Imperial calibration with conversion between the two. Zero reset control allows for comparative measurement. Includes flat surface plate for accurate zeroing of gauge prior to use. Supplied in storage case.

Range:	0-10mm(0-0.4")
Accuracy:	±0.01mm(0.0005")
Battery:	CR2032 (supplied)

**Model No. VS0563 DVSA Approved
Depth Gauge Calibration Certificate**

VS0563 has DVSA Approval which covers the initial calibration of the tool at the factory. The unit is supplied in a sealed box. Once the seal is broken the calibration cannot be guaranteed. We do not supply a certificate of calibration for this initial period. We recommend that the unit is returned to us annually for re-calibration. A test certificate can be issued at this point. Quote Model No. VS0563CAL.

**H TST/DG****Tyre Tread Depth Gauge - DVSA Approved**

Chromed steel body with pocket-clip. DVSA Approved depth scale includes 1.6mm graduation for minimum tyre tread requirements. Scale from 0-26mm in 1mm graduations.

Range: 0-26mm



A HBS97
Headlamp Beam Setter with Rails

DVSA Approved for use in testing stations. Suitable for all types of motorcycles, cars and light commercial vehicles (Classes: I, II, III, IV, V, VII). Fixed aiming screen. Internal analogue LUX meter for accurate light intensity measurement. Supplied with rails for MOT use. Supplied with instructions and certificate of approval.

Height:	1750mm
Length:	690mm
Width:	660mm
Rail Length:	2970mm
Model No:	Specification:
HBS97	Motorcycles, Cars, Light Commercial with Rails
HBS97.HGV	Commercial Vehicle with Rails
HBS97R	Rails only
HBS97E	1520mm Extension Rails
HBS97ES	700mm Extension Rails

E MOTBKIT
MOT Tool Board with Tools

Shadow board with MOT approved and compliant tools. Keeps tools organized and in one location. Wall mounting and supplied with fitting kit. Board also available separately - Order Model No. MOTB.

Size (W x H):	812 x 404mm
Model No:	Description:
AK989	5m Rubber Measuring Tape
H1MOT	Corrosion Assessment Hammer
S0837	400mm Heel bar
TST/DG	Tyre Tread Depth Gauge
TSTPG8	Tyre Pressure Gauge with Pocket-Clip 6-50psi
TST22	12V 13-Pin Towing Socket Tester
VS0210	Brake & Fuel Pipe Inspection Tool
VSTL760	760mm Tyre Lever
WB02	Wire Brush
MOTB	MOT Board with Fitting Kit & Clips



B HBS2001
Workshop Headlamp Beam Setter

Suitable for pre-MOT inspection in garages and bodyshops. Utilises same optical box and aiming screen as fitted to our MOT approved headlamp beam setter. Fixed aiming screen. Internal analogue LUX meter for accurate light intensity measurement. Suitable for all types of cars and light commercial vehicles. Fitted with fixed column and rubber wheels.

Height:	1750mm
Length:	620mm
Width:	660mm

D AK9999
Mini Laser Level Unit

Approved for use with Model No. HBS97 MOT Approved Headlamp Beam Setter. Mini tripod can be placed on bonnet or any surface on the test area. Laser dot indicates if beam setter is in or out of calibration. Also suitable for other levelling applications and features a magnet on base for attaching to ferrous surfaces.

Battery:	2 x AAA (supplied)
-----------------	--------------------



C HBS2010
Compact Headlamp Beam Setter

Ideal for the garage or bodyshop where space is limited. Suitable for pre-MOT inspection and fulfils the legal obligation of the garage or bodyshop to return vehicles to the customer in roadworthy condition. Compact design includes shortened mast and view-through aiming device. Suitable for all types of cars, motorcycles and light commercial vehicles (Classes I, II, III, IV, V, VII).

Height:	1380mm
Length:	630mm
Width:	550mm



A

1000kg

Hydraulic



A VS7011

1000kg Hydraulic Coil Spring Compressor

Hydraulic hand pump unit powers 1000kg capacity ram and yoke assembly. Up to 50% faster than using other ratchet driven spring compressors. Equipped with two pairs of spring yokes with rubberised covers to prevent slippage and damage to springs. Suitable for springs from 80mm ID to 165mm OD.

Maximum Extension:	240mm
Piston Travel:	240mm
Yoke Specification:	
Size:	Spring Diameter:
Small:	Ø80-122mm (x2)
Large:	Ø110-165mm (x2)

B 1600kg



B RE225

1600kg Coil Spring Compressor Kit

High quality, European made, 1600kg coil spring compressor kit. Supplied with two pairs of drop-forged safety yokes, with polyurethane inserts for improved grip. Yokes are carefully shaped to prevent coil spring from bowing. Features Safety restraint wire as a precaution, in the unlikely event of a spring slipping.

Yoke Specification:	
Size:	Spring Diameter:
Small:	Ø80-120mm (x2)
Large:	Ø80-195mm (x2)
Drive:	27mm Hex
Maximum Jaw Opening:	335mm



C

1000kg

1/2" Sq Drive



C AK3841

2pc Coil Spring Compressor

Carbon steel, hardened lead screws and cast jaws. Wrapover coil claws for extra safety. Suitable for use where space under wheel arch is limited.

Drive:	21mm Hex/1/2" Sq
Maximum Jaw Opening:	244mm
Maximum Capacity Per Pair:	1000kg

D

1100kg

1/2" Sq Drive



D AK3846

2pc Long Reach Coil Spring Compressor

Carbon steel, hardened lead screws and cast jaws. Wrapover coil jaws for extra safety. Long reach jaws are ideal for the longer type of coil spring found on modern vehicles.

Drive:	21mm Hex/1/2" Sq
Maximum Jaw Opening:	390mm
Maximum Capacity Per Pair:	1100kg

E

1200kg

1/2" Sq Drive



E AK384

3pc Coil Spring Compressor with Safety Hooks

Carbon steel, hardened lead screws and cast jaws with safety hooks to prevent accidental release of spring under compression. Maximum load per set of three clamps 1200kg.

Drive:	1/2" Sq
Maximum Jaw Opening:	235mm
Maximum Capacity Per Set of 3 Clamps:	1200kg

F

1200kg

HEAVY DUTY



F AK3843

2pc Heavy-Duty Coil Spring Compressor with Safety Jaws

High security coil spring compressor with 1200kg maximum capacity per pair, featuring adjustable safety bar for additional security. Compressors have lower safety jaws for ultimate peace of mind. Use 19mm hex socket or spanner.

Drive:	19mm Hex
Maximum Jaw Opening:	290mm
Maximum Capacity Per Pair:	1200kg

G

850kg

HEAVY DUTY



G AK3842

350mm Coil Spring Compressor

Heavy-duty Chrome Vanadium construction. Long reach arms compress a higher proportion of the coil spring. Allows even and safe compression of spring prior to installation.

Drive:	19mm Hex
Maximum Jaw Opening:	350mm
Maximum Capacity:	850kg

H

2500kg

HEAVY DUTY



H AK3845

2pc Heavy-Duty Coil Spring Compressor Set 2500kg/Pair

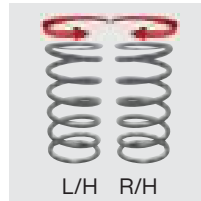
Heavy-duty coil spring compressor with hardened steel body and force screw. Ensures smooth compression of spring.

Drive:	17mm Hex
Maximum Jaw Opening:	280mm
Maximum Capacity Per Pair:	2500kg

A-D SEE BELOW

Coil Spring Compressors

These Coil Spring Compressor Kits have been specially designed for the left winding coil springs found on some modern vehicles. The yoke design allows left winding springs to seat safely and securely to the curvature of the yoke. Check the table below to find the right product.



Yokes	Right-Hand			Left-Hand	
	Ø80-105mm	Ø105-140mm	Ø145-190mm	Ø105-140mm	Ø145-190mm
RE229	✓	✓	✓		
RE239	✗	✗	✗	✓	✓
RE249	✓	✓	✓	✓	✓
RE259	✗	✗	✗	✓	✓



2500kg
Left-Hand

B RE259

Coil Spring Yokes - Left-Hand

Suitable for MacPherson strut left-handed coil springs. Compatible with models RE229, RE239 and RE249.

Capacity:				2500kg
Yoke Specification:	Left Hand:	Right Hand:	Size/Suitability:	
	✓	✗	Ø105-140mm	
	✓	✗	Ø145-190mm	



2500kg
Right-Hand

D RE229

2500kg Professional Coil Spring Compressor Set - Right-Hand

Suitable for MacPherson strut coil springs. Features a yoke extension bracket that also allows use on conical springs. Supplied with three pairs of different sized interchangeable yokes, for a wide range of vehicle applications. Plastic yoke protectors that protect the spring coating from damage, which can invalidate the vehicle manufacturer's guarantee. Safety yokes carefully shaped to stop the spring bowing while under compression.

Capacity:				2500kg
Yoke Specification:	Left Hand:	Right Hand:	Size/Suitability:	
	✗	✓	Ø80-105mm	
	✗	✓	Ø105-140mm	
	✗	✓	Ø145-190mm	
Maximum Jaw Opening:				265mm
Drive:				21mm Hex



A RE239

Professional Coil Spring Compressor Kit - Left-Hand

Suitable for MacPherson strut coil springs. Supplied with two pairs of different sized interchangeable yokes, for left-handed coil springs. Plastic yoke protectors that protect the spring coating from damage, which can invalidate the vehicle manufacturer's guarantee. Safety yokes carefully shaped to stop the spring bowing while under compression.

Capacity:				2500kg
Yoke Specification:	Left Hand:	Right Hand:	Size/Suitability:	
	✓	✗	Ø105-140mm	
	✓	✗	Ø145-190mm	
Maximum Jaw Opening:				265mm
Drive:				21mm Hex




C RE249

Professional Coil Spring Compressor Set Right-Hand/Left-Hand

Suitable for MacPherson strut coil springs. Supplied with five pairs of different sized interchangeable yokes, for right and left-handed coil springs. Plastic yoke protectors that protect the spring coating from damage, which can invalidate the vehicle manufacturer's guarantee. Safety yokes carefully shaped to stop the spring bowing while under compression.

Capacity:				2500kg
Yoke Specification:	Left Hand:	Right Hand:	Size/Suitability:	
	✗	✓	Ø80-105mm	
	✓	✓	Ø105-140mm	
	✓	✓	Ø145-190mm	
Maximum Jaw Opening:				265mm
Drive:				21mm Hex



Storage Case

All Coil Spring Compressor Kits on this page are supplied in a storage case.



A RE2311 2000kg Hydraulic Coil Spring Compressing Station with Gauge

Foot operated hydraulic unit, with gauge showing force applied to the spring under compression. Supplied with three pairs of different sized interchangeable yokes, for a wide range of vehicle applications. Fitted with plastic yoke protectors that protect the spring coating from damage, which can invalidate the vehicle manufacturer's guarantee.

Maximum Load:	2000kg
Upper Yoke Positions:	7
Lower Yoke Travel:	320mm
Yoke Specification:	Size/Suitability:
Small ID-OD:	Ø87-129mm
Medium ID-OD:	Ø106-165mm
Large ID-OD:	Ø142-202mm
Actuation:	Foot Pedal



Coil Spring Compressing Station not included.

C RE23RS
Coil Spring Compressor Restraint System
Safety restraint system designed for use with Model No's RE231 and RE2311 Coil Spring Compressors. Quickly installed and simple to operate.

B RE231 1500kg Hydraulic Coil Spring Compressing Station

Foot operated hydraulic unit. Quicker and easier than using ratchet driven spring compressor. Plastic coated yokes reduce the risk of spring slippage or damage and are suitable for springs from Ø80mm to Ø175mm.

Maximum Load:	1500kg
Upper Yoke Positions:	7
Lower Yoke Travel:	340mm
Spring Diameter:	Ø80-175mm
Actuation:	Foot Pedal



Model No. RE231 with Coil Spring



D Upgrade your RE230 Coil Spring Compressor



D RE230UK Upgrade Kit RE230 to RE231

Kit converts Model No. RE230 Strut & Spring Compressing Station into Model No. RE231 Coil Spring Compressing Station with two pairs of spring yokes and upper and lower yoke carriers. Includes safety chain.

Maximum Load:	1500kg
Spring Diameter:	Ø80-175mm
Contents:	Yoke Carriers; Upper, Lower, Yokes; Ø102-130mm, Ø110-160mm, Safety Chain



WARNING

Always ensure coil springs are correctly seated in the yokes before beginning compression.






A RE300
1000kg Air Operated Coil Spring Compressor

Fast and safe compression of road springs. 1000kg Air operated unit with safety locking guard. Supplied with two interchangeable plastic coated lower yokes and a suspension strut clamp. Fits a wide range of spring configurations and diameters. Also features a strut locating platform for easy movement of the suspension strut to avoid unnecessary lifting.


Maximum Load:	1000kg
Upper Yoke Travel:	420mm
Spring Diameter:	Ø102-165mm
Maximum Air Pressure:	116psi(8bar)
Actuation:	Foot Pedal



B RE2280
1250kg Telescopic Spring Compressor - Wishbone Suspension

Designed for use on wishbone suspension using access points in the rear suspension arm. Features two pairs of carefully shaped yokes that prevent the coil spring from bowing. Saves time over traditional methods of demounting springs.

Capacity:	1250kg
Size/Suitability:	Ø80-135mm
Jaw Opening:	115-300mm
Drive:	19mm Hex
Applications:	Fiat, Hyundai, Mazda, Mercedes, Mitsubishi, Nissan, Peugeot, Rover, Saab, Toyota, Volvo, VW



C RE2281
1000kg Coil Spring Compressor - Wishbone Suspension

Compact design for use on wishbone suspension using access points in the rear suspension arm. Includes two pairs of carefully shaped yokes that prevent the coil spring from bowing and a drive extension for use in restricted areas. Saves time over traditional methods of demounting springs. Supplied in storage case.

Capacity:	1000kg
Size/Suitability:	Ø60-170mm
Jaw Opening:	30-245mm
Drives:	20, 23mm Hex
Contents:	Yokes (x4), Force Screw, 23-19mm Drive Extension, 19mm Combination Ratchet Spanner, 8mm T-Handle Hex Key

A

1/2"
Sq Drive**A SX034****2pc 1/2" Sq Drive Strut Leg Pry Socket Set**

Reduces risk of damage to hub casting associated with using hammers and chisels to free the strut leg. Suitable for removal and installation of legs on most Audi, Ford, Peugeot, Renault, Seat, Skoda, VW.

Length x Width: 7 x 5, 8.2 x 5.5mm

B

B SX028**Strut Nut Socket - Audi, VW**

Suitable for the removal and installation of top shock retaining nut. Location pegs fit into slots cut in the retaining ring and allow hex key access through the centre for release/adjustment of the shock. Use with 22mm spanner.

Internal Diameter x Tooth Width: Ø14.5 x 5mm

C

1/2"
Sq Drive**C SX0332****Front Strut Top Nut Holding & Removal Tool - Volvo**

Designed to hold the central strut whilst the securing nut is removed. **WARNING:** Ensure the road spring has been compressed using a suitable spring compressor before removing top nut.

Drive: 1/2" Sq

Applications: Volvo C70 Coupe (-02), C70 Convertible (-05), S70, V70 (-00), XC90, V70 (00-08), V70 XC (01-), XC70 (-07), S60, 850, V70 XC (-00), S80 (-06)

OEM Tools: 9995469, 9995468

D

**D VS0332****24pc Suspension Strut Socket Set**

Sockets manufactured from Chrome Vanadium steel. Permits the removal of the top suspension nut by holding the strut piston, so it doesn't rotate while turning the nut. The go-through design of the socket and ratchet allows the extension to pass through the middle. To be used in conjunction with a 1/2" Sq drive ratchet or T-bar (not included).

Drive: 1/2" Sq


Contents:

Go-Through Sockets Standard & Deep: 16, 17, 18, 19, 21, 22mm, 8mm Hex Bits; Hex - 5, 6, 7, 8mm, Spline - M10, TRX-Star* - T50, Shock Absorber Strut Sockets (x4)

3/8" Sq Drive Extension Bars: 90, 190mm

1/2"
Sq Drive

E

**E SX076****5 & 6mm 2-Point Strut Wrench VAG, Ford, GM, Honda, Toyota**

Designed to prevent the damper piston rod from turning while removing and replacing the rear suspension strut. Suitable for VAG, Ford, GM, Honda, Toyota. 2-Point, 5 and 6mm, 182mm length.

H

1/2"
Sq Drive**H VS0331****18pc Shock Absorber Strut Nut Kit**

Permits the removal of the top suspension nut by holding the strut piston, so it doesn't rotate while turning the nut. The go-through design of the socket and ratchet allows the extension to pass through the middle. To be used in conjunction with a 1/2" Sq drive ratchet or T-bar (not included).

Contents:

Go-Through Ratchet: 21mm

Go-Through 82mm Deep Sockets: 16, 17, 18, 19, 21, 22, 24mm

Extensions: Female Hex; 7, 8, 9mm, Male Hex; 6, 7, 8mm, Slotted; 5 x 8, 6 x 8, 7.1 x 9.6mm, TRX-Star*; T50

F

**F SX0331****8pc Strut Nut Set**

Comprehensive set for the removal and installation of nuts on McPherson struts. Covers a large range of vehicle applications.

Drive: Castellated Sockets; 15, 21, 22mm, Ovals; 1/2" Sq

Sizes: Castellated Sockets (ID x Tooth Width): Ø10.5 x 3.5, 12.5 x 3, 12.5 x 3.5, 14 x 2.5, 14 x 5, 14.5 x 5mm, Ovals (Length x Width); 7 x 5, 8.2 x 5.5mm

1/2"
Sq Drive

G

Developed by
SEALEY**G VS3847****Suspension Strut Support**

Designed to support suspension struts during repair operations. To be used in conjunction with Model No. 600TR (see page 311) or other transmission jacks with a minimum base size of 560mm x 570mm. Only use with a ram size of Ø30mm. Developed by Sealey.

I NEW

Magnetic

TESLA

3/8"
Sq Drive**I SX0333****3/8" Sq Drive Strut Nut Socket - Tesla**

For removal and installation of the front strut mounting nut. Front strut assembly can be removed without removing the upper control arm. 3/8" Sq drive thin-walled design, ideal for use in the limited space of the Tesla 3 strut mount. Magnetic insert, to retain strut nut.

Size: 13mm



A AK381

Ball Joint Splitter

Chemically blackened forged steel body with thrust bolt. Suitable for most small cars and light vans.

Jaw Width:	19mm
------------	------



B AK3811

Ball Joint Splitter

Forged steel body with chemically blackened thrust and adjustment screws for corrosion resistance. Fully adjustable.

Jaw Width:	20mm
------------	------



C AK380

Ball Joint Splitter

Ductile cast body with steel thrust bolt. Suitable for most small cars and light vans.

Jaw Width:	16.5mm
------------	--------



D VS3800

3pc Ball Joint Splitter Set

Low profile set suitable for most modern vehicles. Three sizes of jaw allow use on most cars and light commercial vehicles. Features heavy-duty forged steel body and hardened screw with thrust ball. Supplied in storage case.

Jaw Width:	Small 23mm, Medium 28mm, Large 34mm
------------	-------------------------------------

Low Profile



E PS969

Steering Drop Arm Puller Land Rover 2, 2A, 3

Designed to detach the steering drop arm from the steering box found on Land Rovers.

Size/Spread:	60.5mm
Reach:	19mm



F PS970

Steering Drop Arm Puller Land Rover Defender 90, 110, 130

Designed to detach the steering drop arm from steering box found on Land Rovers.

Size/Spread:	75mm
Reach:	23mm



G SX050

5pc 1/2\"Sq Drive Impact Hub Nut Socket Set

Heavy-duty, high quality, Chrome Molybdenum impact sockets suitable for use with any 1/2\"Sq drive impact tool. Blackened finish for added corrosion resistance. Tool suitable for hub nut applications where high torque is required. Supplied in a storage case.

Drive:	1/2\"Sq
Contents:	29, 30, 32, 34, 36mm

1/2\"Sq Drive



H VS390

Hub Clamp Spreader Tool - Ball Joint/Strut

Suitable for removal and installation of spring and shock strut from steering knuckle. Prevents expensive damage to aluminium or cast iron steering hubs. Excellent also for spreading the clamp on lower ball joints. Wide range of vehicle applications.

Applications:	Audi, BMW, Citroen, Ford, Peugeot, Renault, Seat, Skoda, VW
---------------	---



I SX046

1/2\"Sq Drive 46mm 12-Point Impact Socket

Suitable for suspension lower ball joints on Renault Master and Vauxhall Movano 2010 onwards. Also suitable for drive shaft hub nuts on Fiat Ducato, Citroen Jumper and Peugeot Boxer. Made from Chrome Molybdenum steel with black phosphate finish.

Drive:	1/2\"Sq
Size:	46mm

1/2\"Sq Drive
MM
12



J SSP16

Safety Baseball Bump Cap

Baseball bump cap with solid internal cover for protection against knocks and grazes. Adjustable strap suits all sizes. Convenient short peak design, better suited for working in and around vehicles. Internal padding and ventilation for added comfort. Conforms to EN 812.

**A AK273****5pc Ball Joint Splitter Kit**

Three forks with interchangeable shafts for use with ball pein hammer or air hammer with .401" shanks (Model No's GSA11, GSA12, SA11, SA12/S, SA613, SA614). Suitable for most small cars and light commercials.

Contents:	Fork Size:
Tie Rod Spreader:	18mm
Ball Joint Separator:	24mm
Pitman Arm Wedge:	27mm

**D****D SX027****Lower Ball Joint Socket Peugeot 405, Citroen**

Heat treated alloy steel socket. 35mm Hex drive with Ø19mm internal clearance for OEM and non-OEM fittings. Ø50mm Ring with drive pegs which locate in slots cut in the ball joint flange. Suitable for Citroen and Peugeot 405 lower ball joints.

G**G SX0271****2pc Lower Ball Joint Socket Set**


Set of two heat treated alloy steel sockets. Suitable for removal of OEM and aftermarket lower ball joints on Citroen and Peugeot vehicles. Supplied in storage case.

Applications:	Citroen; Xantia, C5, C6, Peugeot; 405, 406, 407, 605, 607
---------------	---

**B AK390****Impact Ball Joint Splitter**

2-Piece impact ball joint splitter, with detachable fork for use with Sealey air hammer guns. Long shaft provides reach and stability when striking with hammer. Suitable for most cars and light vans.

Jaw Width:	20mm
Length:	240mm

**E AK3821****400mm Long Reach Ball Joint Splitter**

Drop-forged and heat treated alloy steel. Suitable for applications with awkward or limited access.

Jaw Width:	19mm
Length:	400mm

H**H SX044****44mm Suspension Ball Joint Socket 38mm 6-Point Drive - Citroen, Peugeot, Toyota**

Suitable for a range of Citroen, Peugeot and Toyota vehicles. Design allows the suspension joint centre to pass through. 38mm 6-point Drive.

I**SCS036S 500ml Freeze Shock & Release Spray Lubricant**

For more information, see page 1117.

**C AK382****Ball Joint Splitter**

Forged steel body with phosphate finish. Suitable for most small cars and light vans.

Jaw Width:	14mm
Length:	200mm

F**F AK713****1/2" Sq Drive Universal Hub Puller**

Cast iron ductile body with steel force screw and tommy bar. Suitable for four and five stud hubs. Use with a 1/2" Sq drive ratchet wrench or with tommy bar supplied.






A VS3813
Hydraulic/Manual Ball Joint Splitter - Commercial
 Heavy-duty ball joint splitter suitable for commercial vehicles. Specially designed to be operated manually or by 10 Tonne hydraulic ram (supplied). Features a step down thread adaptor that allows fitting of the manual thrust screw or hydraulic ram. Hydraulic ram interchangeable with Model No. PS990 (see page 608).

Jaw Capacity:	35mm
Jaw Opening Capacity:	100mm

B VS3814
9pc Hydraulic/Manual Ball Joint Splitter - Commercial
 Heavy-duty ball joint splitter with interchangeable jaws. Enables operator to select correct jaw size without taking entire splitter to the vehicle. Use manually or with 12 Tonne hydraulic ram (supplied).

Jaw Capacities:	Small; 30mm, Medium; 34mm, Large; 40mm
Jaw Opening Capacity:	100mm
Thrust Screw Lengths:	82, 100mm
Pivot Rod Length:	95mm



C VS3811
Hydraulic/Manual Ball Joint Splitter Light Commercial
 Forged steel body, ball joint splitter suitable for light commercial vehicles. Specially designed to be operated manually or by 1.5 Tonne hydraulic ram supplied. Features a step down thread adaptor that allows fitting of the manual thrust screw.

Jaw Width:	19mm
Jaw Opening Capacity:	47mm



D-E SEE BELOW
Ball Joint Splitters
 Chemically blackened forged steel bodies with thrust bolt. High strength construction, suitable for commercial vehicle ball joints.

Model No:	Jaw Width:	Jaw Capacity:
D VS3804	33mm	60mm
E VS3805	42mm	62mm



F VS1274
14pc Lower Ball Joint Remover/Installer Mercedes, Renault
 Suitable for the in situ removal and installation of front lower ball joints on Mercedes W220, W211, W230 and Renault Megane. No need to disassemble. Also includes a selection of multipurpose sleeves, which have various automotive applications. Use with ratchet wrench.

Applications:	Mercedes; W220 S-Class (98-06), W211 E-Class (02-09), W230 SL (02on), Renault; Megane (02-08 with 18mm ball pin)
External Sleeve Sizes:	Ø50.5, 63.5, 76mm



G VS3812
Ball Joint Splitter - Commercial
 Chemically blackened forged steel body with thrust bolt. Suitable for commercial applications.

Jaw Width:	30mm
Jaw Opening Capacity:	65mm



H SCS022S
500ml Graphited Penetrating Oil Lubricant
 Low viscosity high penetrating liquid. Frees seized nuts, bolts, locks and rusted parts. Lubricates and protects. Leaves a protective barrier. General application for all types of machinery. Higher grade general-purpose lubricant, accurate and economical application.

A-B SEE RIGHT**Front Wheel Bearing GEN2 Removal/Installation Kits**

Two kits designed for the second generation of wheel bearing found on modern vehicles. These bearings are lightweight with an integral mounting flange. They are also pre-loaded with a retaining ring that secures the bearing into the housing. Each kit is individually designed to suit the relevant vehicle manufacturer. These kits can be used in situ when replacing the front wheel bearing. Knowledge of the outer bearing diameter is required before selecting the appropriate kit, as some vehicles are fitted with more than one size of bearing.



GEN1
Double row contact bearing.



GEN2
Hub unit with bearing (Single Flange).



GEN3
Hub unit with bearing (Double Flange).

A**A VS7029****72mm Front Wheel Bearing GEN2 Removal/Installation Kit**

Bearing Size: 72mm
Applications: Audi; A1 (10on), A2 (00-05), Seat; Cordoba (03-09), Ibiza (02-12), Skoda; Fabia (00-12), Roomster (06-12), VW; Fox (05-10), Polo (02-12)

B**B VS7030****78mm Front Wheel Bearing GEN2 Removal/Installation Kit**

Bearing Size: 78mm
Applications: Ford; C-Max (07-11), Focus II (04-11), Focus C-Max (03-07), Mazda; 3 (03-05), Volvo; C30 (06-10), C70 (05-10), S40 (04-12), V50 (04-10)

C**C VS7025****Wheel Bearing Inner Race Puller**

Designed for the removal of the wheel bearing inner race from the vehicle hub. Usually the inner race is cut from the hub - using this tool saves time and reduces the likelihood of damage. The puller's unique leg design allows it to fit between the inner race and hub. Features a locking mechanism to locate and hold the legs in the correct position. Suitable for most vehicle hubs.

Capacity: Ø40-110mm

D**D VS7036****Universal Press Support Block**

Designed to be used with a standard workshop press. Multiple threaded holes in aluminium base plate enable the support bars to be installed in virtually any position, allowing the bearing or bush to be positioned horizontally. Includes a packing block for added versatility. Ideal for the removal of wheel bearings and bushes.

Aluminium Base Plate Size: (L x W x H); 250 x 200 x 40mm
Aluminium Packing Block Size: (L x W x H); 200 x 70 x 40mm
Support Bar Lengths: 110mm, 150mm (x3), 190mm

E**E SX051****3pc 1/2" Sq Drive 12-point Impact Hub Nut Socket Set**

Heavy-duty, high quality, 12-point, Chrome Molybdenum impact sockets suitable for use with any 1/2" Sq drive impact tool. Blackened finish for added corrosion resistance. Tool suitable for hub nut applications where high torque is required.

Drive: 1/2" Sq
Sizes: 30, 32, 36mm



1/2" Sq Drive

F**F VS7037****Adjustable Press Support Plate**

Designed to be used with a standard workshop press. Adjustable diameter and six interchangeable support legs provide quick alignment of hub or suspension frame for secure and level pressing. Ideal when removing and installing wheel bearings and bushes.

Operating Diameter: Ø78-100mm

G NEW**G VS7033****3pc Axle Bearing Puller Set**

3-Piece axle bearing remover set designed for easy removal of rear axle bearings. Use with Sealey slide hammer PS983 or PS992 (sold separately - see page 609). Supplied in storage case.

Puller Head Sizes: 20, 24, 30mm

A



A VS7021

Wheel Bearing Removal/Installation Kit

Suitable for the installation and removal of front hub bearings without the need to dismantle the steering knuckle and strut assembly. Fast and simple-to-use. Suitable for most front wheel drive cars. Heavy-duty steel drifts with black phosphate finish for corrosion resistance. May be used with impact wrench.

Drift Sizes:	Ø55.5, 59, 62, 65, 66, 71.5, 73, 78, 84, 86, 91mm
External Sleeve Diameter:	Ø76mm
Hub Screw Sizes:	M12 x 1.5, M14 x 1.5mm

B



B VS7020

Wheel Bearing Removal/Installation Kit

Comprehensive kit of tools for the fast and effective removal and installation of wheel bearings on front-wheel drive vehicles. Reduces chances of damage to hub and bearing. Heavy-duty steel drifts with phosphate coating to prevent corrosion. Heavyweight drive screw for use with impact tools. Also suitable for removing and installing large industrial bearings. Supplied in storage case.

Drift Sizes:	Ø50, 55, 60, 64, 67, 70, 72 (x2), 73, 75, 78, 82, 84, 88mm
External Sleeve Diameters:	Ø76, 86, 92, 101mm
Hub Screw Sizes:	210 x 32, 210 x 38mm

C



C VS7026

27pc Bearing & Bush Removal/Installation Kit

Comprehensive kit for fast and effective in situ removal/installation of wheel bearings, suspension bushes and seals. Reduces the possibility of damaging the bearing/suspension housings. Supplied with 22 adaptors from Ø44 to 90mm and five force screws in storage case. Adaptors can also be used in a standard workshop press when in situ access isn't possible.

Adaptor Wall Thickness:	5mm
Adaptor Height:	60mm
External Adaptor Diameters:	Ø44, 46, 48, 50, 52, 54, 56, 58, 60, 62, 64, 66, 68, 70, 72, 74, 76, 78, 80, 82, 85, 90mm
Force Screw Threads:	10 x 1.5, 12 x 1.5, 14 x 1.5, 16 x 1.5, 18 x 1.5mm
Force Screw Length:	350mm

D



D VS7024

37pc Bearing & Seal Installation Kit


Lightweight design for the installation of bearings without damaging the bearing or housing. Contains three metal bearing drift sleeves and 34 nylon drifts. Can also be used to install oil seals. Fits most sizes of bearing and seals found on modern vehicles. Supplied in storage case.

Drift Sleeve Diameters:	Ø25, 40, 60mm
Drift Sleeve Length:	220mm
Nylon Drift Diameters:	Ø26, 28, 30, 32 (x2), 35 (x3), 37, 40, 42 (x2), 47 (x3), 52 (x2), 55, 60, 62 (x3), 68, 72 (x2), 75, 80 (x2), 82, 85, 90 (x2), 100, 110mm

E

10 Tonne

Hydraulic



E VSE127H

Hydraulic Ball Joint Installation/Removal Kit - BMW

Remove and install press-fit control arm ball joints on BMW 3 Series E36 vehicles. Use in situ, there is no requirement to remove the control arm from the vehicle. Includes all necessary adaptors. Simple, easy hydraulic ram action.

F



F VSE127H02

Bush Removal Adaptor Set Renault Laguna

For use in conjunction with Sealey Hydraulic Ball Joint Installer/Removal Kit, Model No. VSE127H (see E). Set contains various adaptors for front ball joint removal/installation on Renault Laguna (93-00).

Applications:	Renault; Laguna (93-00)
Front Ball Joint	

G




G VSE5509

Rear Ball Joint Tool - BMW

Designed to remove and install press-fit rear suspension ball joints in situ, on BMW 5 and 7 Series. These joints are sometimes referred to as 'bushes' but are true ball joints.

Applications:	BMW; 5 Series E39, 7 Series E38
----------------------	---------------------------------



A CV040
Hydraulic Bush Tool - Commercial

Designed for the installation and removal of slotted bushes on commercial spring suspension. Includes a 12 Tonne hydraulic cylinder (supplied without hydraulic pump). Use in conjunction with Hydraulic Pump Model No's RE83/840/CWH (Air/Hydraulic) or RE97.10-01 (Hydraulic). Installation protects the bush using the parallel working tension elements. Suitable for use on the vehicle. Safe and easy-to-use.

Applications: Volvo (FM12), Renault (430/450/460), MAN-TGA (410/414/460), DAF



D VSE4785
Front Pivot Arm Bush Tool Citroen C5/C6, Peugeot 407/508

Suitable for the removal/installation of the front lower suspension pivot arm bush. Can be used in situ without removing the aluminium hub carrier from the vehicle.

Applications: Citroen; C5 (04-15), C6 (05-15), Peugeot; 407 (04-15), 508 (10-15)



G VSE5587
Rear Trailing Arm Bush Tool - Fiat Panda

Suitable for removal/installation of rear trailing arm bushes on a Fiat Panda. Tool will allow changing the bushes in situ, saving time and money.

Application: Fiat Panda (03-12)



B 10 Tonne

B RE97.10-01
10 Tonne Pump & Hose Assembly

Pump and hose assembly for use with Sealey Body Repair Kits and Model No. TC966 Hydraulic Bead Breaker.

Capacity:	10 Tonne
Outlet Thread:	1/4" BSP



C 10 Tonne AIR Hydraulic

C SEE BELOW
10 Tonne Air Hydraulic Pump

Suitable for use with SuperSnap® hydraulic ram as supplied with Model No. DZRE21 Body Straightener and all body repair kits. Supplied with or without air hose.

Model No:	Specification:
RE83/840	Air Pump Only
RE83/840/CWH	Air Pump with Hose
Maximum Air Input:	90-120psi
Oil Capacity:	450cc
Oil Pressure:	10000psi



E 10 Tonne Hydraulic

E VS1270
Front Wheel Bearing Removal Tool Ford Transit

Suitable for the fast removal of Ford Transit (00on) front wheel bearings. 10 Tonne Hydraulic ram with forged steel yoke, arms and separator. Supplied in storage case.

Contents: 10 Tonne Hydraulic Ram, 150mm Leg (x2), Twin Head, Ram Nut, 50mm Extension Rod, Centre Adaptor, 55-100mm Separator



F VS2386
Front Wheel Bearing Puller - Ford Transit

Engineered for safe, in situ removal of drive flange with wheel bearing/hub assembly and wheel bearing from drive flange. Essential tool when replacing brake discs allowing the drive flange to be split from the hub assembly. Features a cleverly designed impact force screw.

Application: Front Wheel Drive Ford Transit (06on)
Contents: Impact Force Screw, Flange Adaptor, Large Adaptor (Ø76.5mm), Small Adaptor (Ø43.5mm), Hex Screws/Hex Nuts (M10) (x5), Spanner



H SCS036S
500ml Freeze Shock & Release Spray Lubricant

Aids release of corroded and seized parts. Fast shock freeze action penetrates the corroded area. Displaces moisture. Penetrates, lubricates and helps prevent future corrosion.

Using a bush removal/installation tool in situ can save hours of time without having to remove components unnecessarily to complete the job.



A VSE4779

Rear Axle Bush Tool - Ford Fiesta IV, Ka

Remove/install Fiesta IV rear axle mounting bushes. Can be used in situ - no need to remove trailing link assembly from vehicle. Supplied in storage case.

Applications: Ford; Fiesta IV (96on), Ka




B VSE4778

Bush Removal Tool - Ford Mondeo

Remove/install rear subframe bushes in Ford Mondeo. Can be used in situ - no need to remove sub-frame from vehicle. Supplied in storage case.

Application: Ford; Mondeo Mk III (01-06)



C VSE4788

Trailing Arm Bush Tool - Ford

Suitable for the removal/installation of the rear trailing arm mounting bushes on Ford Fiesta Mk VI. Can be used in situ without removing the arm from the vehicle. Also suitable for Mazda 2. Supplied in storage case.

Applications: Ford; Fiesta Mk VI (08on), Mazda; 2 Mk III (07-15)



D VSE4781

Front Suspension Bush Tool - VAG

Suitable for the removal/installation of the rear mounting bush on the front lower wishbone. Can be used in situ without removing the aluminium housing. Use with 24mm spanner only. Supplied in storage case.

Applications: Seat; Cordoba III (03on), Skoda; Fabia (00on), VW; Polo IV (02on)



E VSE4789

Front Upper Control Arm Bush Tool - VAG

Suitable for the removal/installation of the front upper control arm bushes on VAG vehicles. Can be used in situ without having to remove the control arm from the vehicle, which includes the top pinch bolt which is often seized and prone to snapping. Time-saving tool. Supplied in storage case.

Applications: Audi A4: B5 (95-01), Audi A4 B6 (01-06), Audi A4 B7 (04-09), Audi A4 B8 (08-16), Audi A4 B9 (2016-on), Audi A5 (07-17), Audi A6 (99-18), Audi A8 (98-02), Audi AllRoad (03-05), Audi Q5 (12-17), VW Passat (98-05), Skoda Superb (01-08), Seat Exeo B7 (08-13)

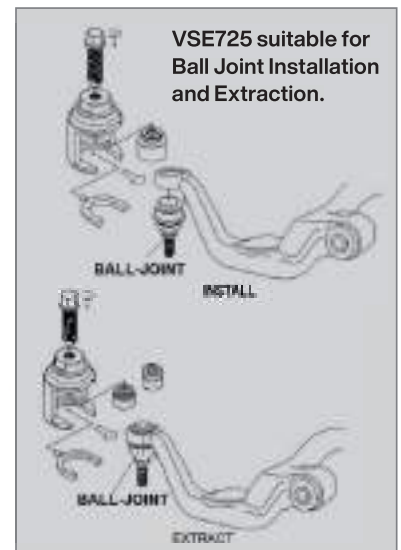


F VSE725

Front Axle Upper Ball Joint Extractor/Installer - VW T4

Suitable for removing and installing the upper front ball joint in situ without the need to disassemble. Features various adaptors used in different combinations for extracting and installing. Supplied in a storage case with each part numbered for simple selection.

Applications: VW; T4 2000 CC, T4 2500 CC






Illustration for display purposes only and not included in kit.

A VSE4784


Trailing Arm Bush Tool - Ford, Volvo

Suitable for the removal/installation of the rear trailing arm mounting bushes on Ford vehicles. Can be used in situ without removing the arm from the vehicle. Also suitable for some Volvo vehicles that share the same Ford platform. Supplied in storage case.

Applications: Ford; Mondeo Mk IV (07on), S-Max (06on), Galaxy (06on), Volvo; S60, S80, XC60, V70, XC70 (06-09) with Ford Platform



Illustration for display purposes only and not included in kit.



D VSE4786

Trailing Arm Bush Tool - Volvo, Ford

Suitable for the removal/installation of the rear trailing arm mounting bushes on Ford and Volvo vehicles. Can be used in situ without removing the arm from the vehicle. Supplied in storage case.

Applications: Ford; Mondeo Mk IV (07on), S-Max (06on), Galaxy (06on), Volvo; S80 II (07on), S80 II Flexifuel (07on), V70 III (08on), V70 III Flexifuel (08on), V60 D6 Hybrid (14on), V60 (12on), S60 II (10on), XC70 III (08on)



B VSE4780

Rear Trailing Arm Bush Tool - Ford, Mazda, Volvo

Remove/install rear trailing arm bushes on Ford, Mazda and Volvo vehicles. Can be used in situ - no need to remove rear axle from vehicle.

Applications: Ford; Focus Mk I (98-04), Focus Mk II (04-12), C-Max (07-11), Kuga Mk I (08-13), Mazda; 3 (04-09), 5 (05-15), Volvo; V50 (04-13), S40 Mk II (04-13)



C VSE4787

Trailing Arm Bush Tool - Vauxhall/Opel

Suitable for the removal/installation of the rear trailing arm mounting bushes on Vauxhall/Opel vehicles. Can be used in situ without removing the arm from the vehicle. Features a slotted adaptor for visual reference while in operation.

Applications: Vauxhall/Opel; Astra H (04-15), Zafira B (05-15), Meriva B (10on)



E SEE BELOW

Steel Fabricated Vices

Steel fabricated bench mounting vices with smooth clamping action. Features anvil at rear enabling a variety of metalworking applications. Ideal for the DIY enthusiast and light garage use. Fixed base enable units to be directly mounted to workbench.

Model No:	Jaw Width:	Jaw Opening:	Weight:
S01081	100mm	100mm	3.4kg
S01082	125mm	125mm	4.4kg
S01083	150mm	150mm	5.15kg



Puller Sets

For our full range of Puller Sets, see pages 605 to 609.



A AK100
Ø75mm Professional Dent Puller
 Specialist device for pulling dents from panels and bodywork. Contoured aluminium handle and suction release trigger give the technician close control.

Cup Diameter:	Ø75mm
Maximum Pull Capacity:	10kg



B AK9891
Single Head Suction Gripper
 Ø120mm Rubber suction grip prevents damage to surface. Designed for handling glass, tiles, plastic, sheet metal and other non-porous material. Suction vacuum controlled by locking handle.

Cup Diameter:	Ø120mm
Maximum Lift Capacity:	25kg (Horizontal)



C AK98945
Heavy Lift Suction Cup with Vacuum Grip Indicator
 Heavy lift capacity. Red line indicator warns of any vacuum loss. Release valve lever for quick removal. Easy attachment on smooth, non-porous flat surfaces. Complete corrosion resistant finish. Supplied in storage case.

Cup Diameter:	Ø206mm
Maximum Lift Capacity:	60kg (Horizontal)




D AK9894
Heavy Lift Suction Cup with Vacuum Grip Indicator
 Heavy lift capacity. Red line indicator warns of any vacuum loss. Release valve lever for quick removal. Easy attachment on smooth, non-porous flat surfaces. Complete corrosion resistant finish. Supplied in storage case.

Cup Diameter:	Ø206mm
Maximum Lift Capacity:	80kg (Horizontal)



E AK98943
Vacuum Suction Cup - Pair
 Twin profiled rubber suction cups designed for strength and reliability. Ideal for windscreen installation and glass transportation. Also suitable for other non-porous flat surfaces such as sheet metal and tiles.

Cup Diameter:	Ø150mm
Maximum Lift Capacity:	30kg (Horizontal)



F AK9892
Twin Head Suction Gripper
 Two Ø120mm rubber suction grips prevent damage to surface. Designed for handling material such as glass, tiles, plastic, sheet metal and other non-porous material. Push-lock levers for easy operation.

Cup Diameter:	Ø120mm
Maximum Lift Capacity:	40kg (Horizontal)



G WK1
3pc Windscreen Handling Kit
 Two glass-reinforced plastic gripper handles with four Ø115mm lever operated suction pads. Powerful suction will handle 60kg of windscreen. Supplied with ratchet tie down to fix screen in position if required.

Cup Diameter:	Ø115mm
Maximum Lift Capacity:	60kg (Horizontal)



H VS807
Heavy-Duty Wiper Arm Puller
 Heavy-duty construction with locking feature allowing the tool to be fastened securely to the wiper arm before commencing pull. Combination of swivel mounted thrust bearing and tommy bar allow even the most stubborn wiper arms to be lifted off their drives. Also suitable for battery terminal and alternator bearing removal.

Maximum Collar Size:	43mm
Maximum Opening:	28mm



I VS806
Wiper Arm Removal Tool
 Cast housing with ball-end thrust bolt for the fast and safe removal of taper mounted windscreen wiper arms.

Maximum Collar Size:	15mm
Maximum Opening:	28mm



A WK025 Air Knife

Quickly and easily cuts windscreen bonding. Has safety throttle to prevent inadvertent starting and integral regulator for speed control. Leader hose features outer sleeve, directing exhaust away from workpiece and user. Supplied with offset straight blade and hex key. A wide range of optional blades are available, greatly increasing the versatility of this knife in garage and workshop.

Frequency:	333Hz
Operating Pressure:	90psi
Air Consumption:	13.2cfm
Inlet Size:	1/4" BSP
Weight:	1.07kg
Replacement Blade:	WK025FSS57



N SEE BELOW

Windscreen Removal Tool Blades

Often referred to as cold knife blades, and suitable for use in Model No. AK420 Bonded Windscreen Removal Tool (see **O**). Hardened then honed blades allow fast separation of screen from bond and can be resharpened.

Model No:	Length:	Pack Quantity:
WK02001	18mm	3
WK02002	25mm	3
WK02003	38mm	3



Q AK52208

Jet Washer Nozzle Tool - Mercedes

Specially designed two slot profile (6mm/4mm) 55mm shaft manufactured to adjust the jet washer nozzle on Mercedes vehicles. OEM Tool: 001589 02 16 00.

Applications:	Mercedes-Benz; W204, W207, W212, W218
---------------	---------------------------------------

B-M SEE BELOW

Air Knife Blades

Blades for Model No. WK025 Air Knife. Also fits other popular brands of air knife.

Model No:	Type:	Length:
B WK025FSS57	Offset Straight	57mm
C WK025FSS90	Offset Straight	90mm
D WK025BT35	Bent	35mm
E WK025FS16	Offset	16mm
F WK025FSC50	Offset Curved	50mm
G WK025FT35	Flat	35mm
H WK025FTS35	Flat Serrated	35mm
I WK025U18	Undercut	18mm
J WK025U24	Undercut	24mm
K WK025U36	Undercut	36mm
L WK025U63	Undercut	63mm
M WK025U90	Undercut	90mm



O AK420

Bonded Windscreen Removal Tool

Aluminium handle with heavy-duty steel cable. Specially shaped blade is suitable for cutting through bonding resin used to fix modern windscreens. 2-Handed operation permits tool to be accurately guided whilst cutting through bonding. Replacement blades available, see **N**.



R AK52206

Washer Jet Tool

Compact, double end tool with pocket-clip. Screwed caps house a pointed scribe for cleaning and clearing washer jets at one end and finer probe for adjusting position of jets at the other. Heavily knurled body for sure handling.

Length:	104mm
---------	-------



P AK52207

Washer Jet Tool - Vauxhall/Opel

Designed specifically for the unique washer jets fitted to Vauxhall/Opel vehicles. Tool features four slots that locate into the washer nozzle to allow adjustment.

Applications:	Vauxhall/Opel; Astra J, Insignia
---------------	----------------------------------



S WK4

Folding Windscreen Stand

Lightweight tubular steel design with variable height facility. Large rubber suckers prevent screen from moving during preparation. Folding frame makes this ideal for both workshop and mobile screen preparation.


Width:	1m
Folded Height:	1.2m



A WK0512

Wire Grip Handles - Pair

Reinforced composite ABS handles with heat treated, chromed steel shafts. Suitable for use with windscreen cutting wire.



B WK2

6pc Windscreen Installation Tool Kit

Reinforced composite handles with heat treated, chromed steel shafts. Complete tool kit for the installation of rubber sealed screens including commercial vehicle screens. Handles include hanging eyes for storage.

Contents:	Illustration No:
Locking Tool	1
General Purpose Tools (x2)	2 3
Globe Tool	4
Locking Strip Insertion Tool	5
Assorted Tips	6



C WK3

7pc Windscreen Removal Tool Kit

Reinforced composite handles with heat treated, chromed steel shafts. Complete tool kit for the removal of bonded and rubber sealed screens. Numbers 1, 6 and 7 handles include hanging eyes for storage.

Contents:	Illustration No:
Cutting Wire	1
Wire Grip Handles (x2)	2 3
Bonded Screen Removal Tool	4
T-Handled Wire Starter Tool	5
Trim Clip Remover	6
Trim Pad Remover	7



D TST19

Emergency Breakout Tool With Tyre Tread Depth Gauge

For more information, see page 559.



E WK14

14pc Windscreen Removal Tool Kit

Durable lightweight design delivers on quality and finish. Complete tool kit for the removal of bonded and rubber seals. Designed for the professional.

Contents:	Illustration No:
Razor Scraper	1
Trim Clip Remover	2
T-Handled Wire Starter Tool	3
Urethane Knife - Medium	4
Urethane Knife - Long	5
Bonded Screen Removal Tool	6
Cowling Removal Key	7
Pinch Weld Scraper - 13mm	8
Pinch Weld Scraper - 16mm	9
Pinch Weld Scraper - 19mm	10
Trim Pad Remover	11
Wire Grip Handles (x2)	12 13
Cutting Wire	14



F WK0515

50m Nylon Windscreen Cutting Wire

Nylon wire offers a more gentle approach to sensitive work areas when cutting windscreen bond. Conventional metal cutting wire risks damage to other surfaces of the vehicle. Comparable in performance to metal cutting wire.

Type:	Nylon
Length:	50m




G-H SEE BELOW

Windscreen Cutting Wires

Braided and square stainless steel wire suitable for use with wire grips. Use a sawing action to cut through the urethane bond. The square profile has four cutting edges enabling a fast and easy cut, even in cold conditions.


Model No:	Type:	Length:
G WK0513	Braided	22.5m
H WK0514	Square	22.5m



**A WK0321****450mm Urethane Knife**

Suitable for vehicles with deep dashboards or where bonding is out of reach to normal tools. Also great for 2-handed cuts. Extra-long, aluminium construction with vinyl handle. Supplied with blade. Uses standard utility knife blades.

Length:	450mm
Replacement Blades:	AK86/B (Pack of 10)


**B RT/KIT****5pc Trim & Upholstery Tool Set**

Tools designed to simplify trim and trim stud removal. Manufactured from resilient plastic to minimize panel damage and marking.

**C VS801****4pc Door Pin Extractor Tool Set**

Steel pins and anvil. Suitable for removing doors fitted with hollow type hinge pins. Set includes Ø3.2, Ø4.3 and Ø5.5mm pins and hammer anvil. Replacement pins available.

Pin Sizes:	Ø3.2, 4.3, 5.5mm
------------	------------------

**D WK0511****330mm T-Handled Wire Starter Tool
Stainless Steel**

Stainless steel shaft with contoured T-handle for added grip and comfort. Designed for feeding/starting wire through bonding on windscreens.

Length:	330mm
---------	-------

**E VS803****Heavy-Duty Door Hinge Pin Tool Set**

Steel pins and anvil. Suitable for removing doors fitted with hollow type hinge pins. Cranked anvil affords better access and therefore more power for pin removal. Set includes Ø3, Ø5 and Ø5.5mm pins and hammer anvil. Replacement pins available.

Replacement Pins:		
Model No:	Size:	Pack Qty:
VS803/01	Ø3 x 110mm	2
VS803/02	Ø5 x 110mm	2
VS803/03	Ø5 x 125mm	2
VS803/04	Ø5.5 x 110mm	2

**F VS805****Door Hinge & Handle Removal Kit**

Tools for the removal of door hinges and handles from Audi, Mercedes, Porsche and VW. Kit consists of two long reach TRX-Star* drivers and an 8mm hex drive reversible ratchet wrench with two TRX-Star* and three spline bits. Supplied in labelled storage pouch.

Contents:	360mm TRX-Star* Driver; T30, 240mm TRX-Star* T-Handle Driver; T20, 8mm Hex Reversible Ratchet Wrench, 8mm Bits; Spline - M4, M8, M10, TRX-Star* - T40, T45
-----------	--

**G VS139****Door Handle Removal Tool - VAG**

Used to remove and install the exterior door handle. Suitable for a variety of VAG vehicles including VW Arteon, Atlas, Caddy, Passat, Tiguan, Touran, Audi Q2.

**H VS189****Door Lock Removal Tool - VAG**

Used to remove and install the lock cylinder. Makes removing the hard-to-reach locking hook a simple operation. Suitable for a variety of VAG vehicles including VW Golf, Fox, Tiguan, Passat, Audi Q7.

**I SEE BELOW**
**500ml White Grease
Lubricant with PTFE**

White grease suitable for locks, hinges and all moving applications. Penetrates and protects. Lubricates, leaving a protective barrier. Silicone-free formula suitable for bodyshop use.

Model No:	Pack Quantity:
SCS014	6
SCS014S	1



A

A VS8041
18pc Radio Release Tool Set

Updated set of specialist tools for the safe, fast, authorised removal of fitted radios. Supplied in wallet.

Applications: Alfa, Alpine, Audi, Becker, BMW, Citroen, Clarion, Fiat, Ford, Grundig, JVC, Mercedes, New Blaupunkt, Peugeot, Pioneer, Porsche, Renault, Skoda, Vauxhall/Opel, VW



B

B VS8048
36-Function Radio Release Key Set

36 Tools in one. Set of tools for safe, fast, authorised removal of fitted radios. Composite handle allows firm and comfortable grip.

Applications: Audi, Becker, BMW, Fiat; Bravo, Brava, Ford, JVC, Mercedes, Panasonic, Pioneer, PK-Clarion, Porsche, RK-Kenwood, Skoda, Sony, Vauxhall/Opel, VW



C

C VS8047
46pc Radio Release Tool Set

Comprehensive set of tools for release and removal of in-car entertainment units on popular vehicles. Supplied in storage case with stamped application list for simple selection.

Applications: Audi, Becker, Blaupunkt, BMW, Clarion, Fiat; Brava, Ford, JVC, Kenwood 2 (98-01), Mercedes, Opel-Inbus, Panasonic, Pioneer, Porsche, RK-Kenwood 01, Skoda (02on), Sony, Vauxhall/Opel, VW



D

D VS8046
Dashboard Service Set - Mercedes

Stainless steel tools for the easy removal of Mercedes radios, ignition locks and dashboard instruments. Also suitable for removal of Vauxhall/Opel headrest. Supplied in a composite storage case.

Applications:
Radio Removal: Mercedes; (92on) W140, 129, 202, 210
Ignition Lock Removal: Mercedes; W124, 126, 201
Instrument Removal: Mercedes; W107, 116, 123, 126, 140, 201
Headrest Locking Slot Removal: Vauxhall/Opel



B



E

E SEE BELOW
Parking Aid Bumper Cutters

For cutting out correctly sized holes on plastic bumpers and trims ready for PDC (Park Distance Control) sensors.

Model No:	Hole Diameter:
VS317	Ø17mm
VS318	Ø18.2mm
VS319	Ø19mm
VS320	Ø20mm
VS321	Ø21mm



1

Drill 8mm pilot hole.



2

Insert tool and fit the back nut.



3

Tighten with a 13mm spanner.



4

Job is complete.



A VS500
Long Reach Razor Scraper

Long handled razor scraper. Suitable for scraping gaskets and also for removing labels, stickers and overspray from car windows. Safe storage of spare blades in handle. Supplied with three razors and three plastic blades.

Length: 280mm

Replacement Razor Blades (Pack of 5): AK867/1



B AK52504
Razor Blade Scraper

Replaceable razor type blade scraper with soft grip handle. Suitable for removing adhesives or paint from glass or metal surfaces.

Blade Size: 39mm



C AK523
3pc Rigid Blade Scraper Set

1.8mm Ultra-stiff, hardened stainless steel scraper blades suitable for numerous workshop and bodyshop applications including gasket scraping and windscreen preparation. Soft grip handle design gives maximum control.


Contents: Scrapers; 32, 50mm, Angled Scraper (20°); 32mm



D AK5251
4pc Composite Scraper Set

Ideal for removing trim, badges and decals from bodywork. Also suitable for removing residue from alloy wheels. Polypropylene edges will not scratch/mark paint or panel work and can be resharpened with a file when required.


Contents: 19 x 265mm, 22 x 265mm, 26 x 265mm, 37 x 265mm



E-G SEE BELOW
Blades for AK52504, AK867 & VS500

Blades suitable for use with Sealey Razor Scrapers AK52504, AK867 and VS500.

Model No:	Pack Qty:	Blade:
E AK867B100	100	Thin
F AK867/1	5	Thin
G AK5228	100	Composite



I AK86/B
Utility Knife Blade - Pack of 10

Suitable for use with Sealey and other brands of standard/traditional utility knives. Compatible with Model No's AK86, AK8603, AK8604, AK8606, AK8607, AK863, AK8631, PK17, PK19, PK20, PK23, PK27, PK29, PK30, PK37, PK38, PK5, S0529 and S0555.



H AK867
Retracting Razor Scraper with Blades

Chrome plated steel construction with retracting blade carrier for extra safety. Supplied with five spare blades.

Length: 100mm

Replacement Razor Blades (Pack of 5): AK867/1



J AK5227
Composite Razor Blade Holder - Pack of 5

Manufactured from composite material. Suitable for holding plastic or metal razor blades. Supplied in pack of 5. Ideal for use with Sealey Composite Razor Blades, Model No. AK5228 (see **G**).



A AK522
O-Ring & Seal Pick

Double end tool suitable for use with all types of O-ring and grease seal. Knurled barrel gives extra grip to greasy hands.



B VS5211
4pc O-Ring Removal Tool Set

Set of four angled tools that allow removal of O-rings and seals without damage. Features contoured and spoon tips.

Lengths: 130(x2), 200mm(x2)



C VS352
2pc Hose Removal Hook Set

Useful 2-piece set with chrome finish shafts and comfort grip handles. Ideal for the removal of coolant hoses, O-rings and seals.

Length: 210mm



D AK521
4pc Mini Hook Set

Chrome finish shafts with knurling for fingertip precision. Suitable for removal of bushings, cotter pins, O-rings and seals. Classic styled handles.

Contents: Straight, Right Angle, Half-Round, Swan Neck

Length: 125mm



E AK5214
4pc Mini Hook & Pick Set

Chrome finish shafts with knurling for fingertip precision. Ergonomically styled handles for comfort, grip and accuracy. Suitable for removal of bushings, cotter pins, O-rings and seals.

Contents: Straight, Right Angle, Half-Round, Swan Neck

Length: 165mm



F AK5215
6pc Extra-Long Pick & Hook Set

Six long reach picks with black finished steel shafts. Suitable for pin/clip picking and the removal of O-rings and seals.

Contents: Straight, Right Angle, Half-Round, Swan Neck, 45°/90° Tip, 40°/45° Tip


Length: 235mm



G-H SEE BELOW
Rubber Hook Tools

Hardened and tempered Chrome Vanadium steel shafts. Features textured comfort grip handles. Suitable for a wide variety of windscreen replacement applications.

Model No:	Length:	Type:
G WK0310	190mm	Curved
H WK0313	260mm	Long Curved



I VS5210
4pc Extra-Long Pick & Hook Set

Chrome Vanadium steel extra-long shafts with comfort grip handles. Suitable for various vehicle applications including, removal of hose clips, hoses, O-rings and seals.


Length: 380mm



J AK5209
9pc Scraper & Hook Set

Four short picks with knurled, steel shafts. Four long picks and one scraper with black finished steel shafts. Suitable for pin/clip picking, hose removal and gasket scraping. Ergonomically styled handles for comfort, grip and accuracy.

Contents: Picks 165/260mm; Straight, Right Angle, Half-Round, Swan Neck, 260 x 21mm Scraper



A RT01
Trim Stick

Suitable for removing interior and exterior trim without damaging the trim or the surrounding area. Manufactured from resilient plastic to minimize panel damage and marking.

Length: 210mm



B RT/KIT
5pc Trim & Upholstery Tool Set

Tools designed to simplify trim and trim stud removal. Manufactured from resilient plastic to minimize panel damage and marking.



C RT6KIT
6pc Mini Panel Removal Set

Tools with slim profile to simplify removal of small trim items and panels. Ideal for removal of dash trim and internal fittings. Manufactured from resilient nylon to minimize panel damage and marking.



D RT05
5pc Panel Wedge Tool Set

5-Piece panel wedge removal set. For removal of mouldings, door coverings, plastic clips and plugs. Set includes a wedge, clip remover, long wedge with taper, thin wedge and wedge with felt padding.



E RT12KIT
12pc Trim & Upholstery Tool Set

Comprehensive set, designed to simplify trim and trim stud removal. Manufactured from resilient nylon to minimize panel damage and marking. Includes 11 trim and upholstery tools and trim hammer. Supplied in a heavy-duty storage pouch.




F RT27KIT
27pc Trim & Panel Clip Tool Set

Comprehensive 27-piece trim clip and panel removing set. Manufactured from resilient nylon to minimize marking. Supplied in a heavy-duty storage pouch.



G RT6K
6pc Trim & Upholstery Set

Manufactured from glass reinforced nylon to minimize panel damage and marking. Includes five trim and upholstery tools, plus trim clip removal pliers with spring loaded handles. Supplied in storage case.



H RT014
3pc Mini Trim Panel Removal Set

Ideal for removing interior trim, vents and battery replacement on key fobs. Slim profile and manufactured from resilient nylon to minimize panel damage and marking.

Length: 83mm



I AK526
Trim Removal Tool

Designed to be used with a mallet or air hammer. Polyoxymethylene (POM) tapered blade head provides high stiffness, low friction and excellent dimensional stability. Ideal for the removal of trim mouldings and badges from vehicle panels.

Length: 335mm



A RT006
5pc Door Panel & Trim Clip Removal Tool Set

Rigid stainless steel shafts with a fully polished mirror finish. Comprises three door panel and two trim tools. U and V-profile tips simplify the removal of common types of trim stud and fixing, and reduces the risk of damage to surrounding trim. Comfortable grips with thumb stop and hanging hole.

Contents: V-Double Step Door Panel Tool, U-Door Panel Tool, Reverse Door Panel Tool, U-Mini Trim Tool, V-Mini Trim Tool

STAINLESS STEEL



B RT005
2pc Trim Tool Set

Rigid stainless steel shafts with a fully polished finish. U and V-profile tips simplify the removal of common types of trim stud and fixing, and reduce the risk of damage to surrounding trim. Comfortable grips with thumb stop and hanging hole.

Contents: U-Mini Trim Tool, V-Mini Trim Tool

STAINLESS STEEL



C RT06
6pc Trim Clip Tool Set

Designed for the removal of trim clips found on most vehicles. Comprises long and short reach steel shafts with clawed heads. Contoured and textured comfort grip handles.

Contents: Short; 240mm (x3), Long; 495mm (x3)



D TR010
4pc Trim Clip Set

Tools designed to simplify the removal of vehicle trims. Set contains door trim tools with U and V-profile tips, angled trim tool for use in confined spaces and window winder clip removal/installation tool.



E RT004
Trim Clip Removal Pliers

Spring loaded pliers for trim clip removal without trim damage. Easy-access into confined areas, such as bumper covers.

Length: 240mm



H RT007
Door Trim Clip Tool

Suitable for the removal of door trim clips on most vehicles. Features coated U-profile tip to reduce the risk of damage to surrounding trim and contoured textured comfort grip handle.

Length: 290mm



I HRP002
Hog Ring Pliers - Pistol Grip

Suitable for installation of upholstery hog rings, commonly found on vehicle's upholstery. Cupped and spring loaded jaws hold hog rings in place during installation. Features PVC dipped handles for added comfort.

Length: 180mm



F-G SEE BELOW
Trim Clip Tools

Hardened and tempered carbon steel shafts with clawed head. Simplifies trim and trim stud removal. Contoured, textured comfort grip handle.


Model No:	Length:
F RT002	250mm
G RT003	510mm



J RT008
Trim Clip Tool

Designed to remove trim clips on most vehicles. Features a 70° heel for extra leverage or for use in confined spaces.

Length: 220mm



A

B

C

A-C SEE BELOW

1/2" Sq Drive Extra-Long Spline Socket Bits

Save valuable time and loosen drive shaft screws from the outside. Suitable for VAG vehicles. Hardened and tempered Chrome Vanadium steel sockets. Chrome plated with satin finish. Knurled ring on sockets for secure handling. S2 Steel spline bit extension with phosphate coating.

Model No:	Drive:	Size:	Length:
A AK5535	1/2" Sq	M8	800mm
B AK5536	1/2" Sq	M10	800mm
C AK5537	1/2" Sq	M12	800mm



G

G AK5538

10pc 1/2" Sq Drive Head Bolt Socket Bit Set

Head bolt removal tools with long reach suitable for modern engines. Nine drop-forged Chrome Vanadium steel sockets with S2 steel male bits, and one single-piece Chrome Vanadium TRX-Star* deep socket. Sockets heat treated and chrome plated with satin finish for resistance to corrosion. Knurled ring on sockets for secure handling. Suitable for BMW, Fiat, Ford, Mazda, Mercedes, Nissan, Renault, Rover and VAG vehicles. Supplied in storage case.

Contents:	
Length 60mm:	M12 (Ribe), T70 (TRX-Star*)
Length 97mm:	M14 (Security Spline)
Length 100mm:	M9 (Ribe)
Length 117mm:	M12 (Ribe)
Length 150mm:	E12 (TRX-Star* Socket), T60H (Security TRX-Star*), M10 (Spline), 10mm (Hex), M10 (Ribe)



D

D AK5531

M14 x 100mm 1/2" Sq Drive Spline Socket Bit

Satin finish Chrome Vanadium steel socket with knurled ring. 100mm S2 Steel shaft. Suitable for Rover 800 2.5D cylinder head bolts and VW Type 4 Transporter bottom wishbone bolts.



E

E SX107

M16 x 55mm 1/2" Sq Drive Security Spline Socket Bit

Chrome Vanadium steel socket with knurled ring and S2 steel bit. Suitable for gearbox drain plugs on Audi; A3, A4, A6, VW; Golf IV and LT.



F

F SX106

7pc 1/4" Sq Drive TRX-TS* Security Socket Bit Set

Chrome Vanadium steel sockets and bits. Knurled ring on sockets to assist gripping with oily fingers. 5-Spline Security TRX-TS* bits suitable for a range of fuel injection applications. Supplied on socket rail.

Drive:	1/4" Sq
Contents:	TS10H, TS15H, TS20H, TS25H, TS27H, TS30H, TS40H



H

H AK21974

74pc 3/8" & 1/2" Sq Drive TRX-Star*/Security TRX-Star*/Hex/Ribe/Spline Bit Set

Chrome Vanadium 6150 steel bits, each size in 30 and 75mm lengths. Hardened and tempered for added strength. Set includes 3/8" and 1/2" Sq drive to 10mm hex Chrome Vanadium steel bit adaptors. Supplied in storage case with inclined trays for quick and easy bit selection. For more information, see page 192.



A AK310
15pc Re-Threading Kit

Taps and dies are suitable for chasing out damaged threads and the removal of nicks and burrs without undercutting good threads. Use with a standard spanner and a little light oil. Thread file restores damaged external threads on any diameter, right or left-hand - just select correct pitch. Ideal for restoration work. Supplied in tool tray.

Contents: Taps & Dies; 6 x 1, 8 x 1.25, 10 x 1.25, 10 x 1.5, 12 x 1.25, 12 x 1.5, 12 x 1.75mm, Thread Restorer File; 0.75, 1, 1.25, 1.5, 1.75, 2, 2.5, 3mm Pitch

MM



B AK313
3pc Thread Restoring File Set

Suitable for the restoration of external threads. 215mm Double end files each supplied with reversible vinyl grip.

Contents: SAE/UN; File #1 - 12, 13, 14, 16, 18, 20, 24, 28tpi, BSP/PF; File #2 - 11, 12, 14, 16, 19, 20, 22, 28tpi, Metric; File #3 - 0.75, 1, 1.25, 1.5, 1.75, 2, 2.5, 3mm Pitch

MM & IMP



C AK311
42pc Re-Threading Master Kit - Metric/UNF/UNC

Taps and dies are suitable for chasing out damaged threads and the removal of nicks and burrs without undercutting good threads. Thread file restores damaged external threads on any diameter, right or left-hand.

MM & IMP

Contents: Taps; Metric - 6 x 1, 8 x 1.25, 10 x 1.25, 10 x 1.5, 12 x 1.25, 12 x 1.5, 12 x 1.75mm, National Fine - 1/4" x 28, 5/16" x 24, 3/8" x 24, 7/16" x 20, 1/2" x 20, 9/16" x 18tpi, National Coarse - 1/4" x 20, 5/16" x 18, 3/8" x 16, 7/16" x 14, 1/2" x 13, 9/16" x 12tpi, Dies; Metric - 6 x 1, 8 x 1.25, 10 x 1.25, 10 x 1.5, 12 x 1.25, 12 x 1.5, 12 x 1.75mm, National Fine - 1/4" x 28, 5/16" x 24, 3/8" x 24, 7/16" x 20, 1/2" x 20, 9/16" x 18, 5/8" x 18tpi, National Coarse - 1/4" x 20, 5/16" x 18, 3/8" x 16, 7/16" x 14, 1/2" x 13, 9/16" x 12, 5/8" x 11tpi, Thread Restorer File #1; 11, 12, 13, 14, 16, 18, 20, 24, Thread Restorer File #2; 9, 10, 12, 16, 20, 27, 28, 32tpi



D TRMK
Thread Repair Master Kit

Suitable for five common sizes of thread. Creates a stronger internal thread in soft metals. Ideal for repairing damaged or stripped internal threads. Protects tapped threads against wear and damage. Includes drill bits, thread taps, stainless steel thread inserts, insert installation and lug breaking tools. Supplied in metal storage case.

MM

Thread Sizes: M5 x 0.8, M6 x 1, M8 x 1.25, M10 x 1.5, M12 x 1.75mm

Thread Lengths: M5 x 4.5mm (x25), M6 x 5.5mm (x25), M8 x 8 (x25), M10 x 10mm (x25), M12 x 11mm (x10)

Replacement Inserts: TRM5R, TRM6R, TRM8R, TRM10R, TRM12R



E SEE BELOW
Thread Repair Kits

Creates a stronger internal thread in soft metals. Ideal for repairing damaged or stripped internal threads. Protects tapped threads against wear and damage. Set includes drill bit, thread tap, insert installation and lug breaking tool. Each size supplied with three different lengths of thread insert.

MM

Model No: TRM5

Thread Size: M5 x 0.8mm

Thread Lengths: 3.5, 5, 7mm (5pc of each)

Replacement Inserts: TRM5R

Model No: TRM6

Thread Size: M6 x 1mm

Thread Lengths: 4, 6, 9mm (5pc of each)

Replacement Inserts: TRM6R

Model No: TRM8

Thread Size: M8 x 1.25mm

Thread Lengths: 6, 9, 12mm (5pc of each)

Replacement Inserts: TRM8R

Model No: TRM9

Thread Size: M9 x 1.25mm

Thread Lengths: 7, 14mm (3pc of each), 11mm (x4)

Replacement Inserts: TRM9R

Model No: TRM10

Thread Size: M10 x 1.5mm

Thread Lengths: 7, 15mm (3pc of each), 11mm (x4)

Replacement Inserts: TRM10R

Model No: TRM12

Thread Size: M12 x 1.75mm

Thread Lengths: 9, 18mm (2pc of each), 14mm (x4)

Replacement Inserts: TRM12R

Model No: TRM14

Thread Size: M14 x 1.25mm

Thread Lengths: 10, 21mm (1pc of each), 16mm (x3)

Replacement Inserts: TRM14R



F SEE BELOW
Thread Inserts

Replacement thread inserts for Sealey Thread Repair Kits.

Model No: TRM5R

Thread Size: M5 x 0.8mm

Thread Lengths: 3.5, 5, 7mm (5pc of each)

Model No: TRM6R

Thread Size: M6 x 1mm

Thread Lengths: 4, 6, 9 (5pc of each)

Model No: TRM8R

Thread Size: M8 x 1.25mm

Thread Lengths: 6, 9, 12mm (5pc of each)

Model No: TRM9R

Thread Size: M9 x 1.25mm

Thread Lengths: 7, 14mm (3pc of each), 11mm (x4)

Model No: TRM10R

Thread Size: M10 x 1.5mm

Thread Lengths: 7.5, 15mm (3pc of each), 11mm (x4)

Model No: TRM12R

Thread Size: M12 x 1.75mm

Thread Lengths: 9, 18mm (2pc of each), 14mm (x4)

Model No: TRM14R

Thread Size: M14 x 1.25mm

Thread Lengths: 10, 21mm (1pc of each), 16mm (x3)



G VS7232
Stud Remover & Installer

Suitable for the removal and installation of various sizes of stud. Cam rotates to grip onto the stud for quick and easy use. Use with 1/2" Sq drive ratchet wrench.

Drive: 1/2" Sq

Capacity: 8-19mm

1/2" Sq Drive



A

**A CV026****Crankshaft Rotator - DAF**

Designed to rotate crankshaft on DAF commercial vehicles via flywheel ring gear.

Drive:	24mm Hex
Application:	DAF; 35-42 Tonne Euro 3

C

1/2"
Sq Drive**C CV002****Crankshaft Rotator 1/2" Sq Drive - DAF**

Designed to rotate crankshaft on DAF commercial vehicles via flywheel ring gear.

Drive:	1/2" Sq
Applications:	DAF; 35-42 Tonne Euro 4, XF105 Euro 5

F

1/2"
Sq Drive**F CV005****Crankshaft Rotator for MAN - 1/2" Sq Drive**

Designed to rotate crankshaft on MAN commercial vehicles via flywheel ring gear.

Drive:	1/2" Sq
Applications:	MAN; D20, D25, D26, D28

G

1/2"
Sq Drive**G CV039****Crankshaft Rotator - Volvo 1/2" Sq Drive**

Designed to rotate crankshaft on Volvo commercial vehicles via flywheel ring gear.

Drive:	1/2" Sq
Applications:	Volvo; D9A, D11B, D12, D16C, Renault; DXi11, DXi12

B 1500E**1.5 Tonne Floor Transmission Jack**

Heavy-duty model supplied with chain for safe loading. Precision valve allows delicate adjustment when taking out gearbox and realigning during replacement. Four castors for extra manoeuvrability in confined spaces. Fully adjustable saddle with forward, backward and side-to-side tilt.

Capacity:	1500kg
Minimum Saddle Height:	215mm
Maximum Saddle Height:	950mm
Overall Width/Length:	655/1100mm
Fixed/Adjustable Saddle:	Adjustable
Saddle Tilt - Forward:	10°
Saddle Tilt - Backward:	15°
Saddle Tilt - Side-to-Side:	12°
Weight:	132kg

D

1/2"
Sq Drive**D CV038****Crankshaft Rotator - Mercedes**

Designed to rotate crankshaft on Mercedes commercial vehicles via flywheel ring gear.

Drive:	1/2" Sq
Applications:	Mercedes; OM457, OM541, OM542, OM902, OM904, OM906, OM924, OM926, MAN; D25, D28

H

1/2"
Sq Drive**H CV011****Crankshaft Rotator - Scania 1/2" Sq Drive**

Chrome Vanadium steel with a phosphate finish. Designed to rotate the crankshaft on Scania commercial vehicles.

Drive:	1/2" Sq
Application:	Scania

I VS858**Folding Mechanic's Work Mat**

Flexible work mat with two handles for portability. Durable composite cover that resists stains and fluids. High-density padding for added comfort. Ideal for working on cold garage floors and for roadside repairs.

Folded Size (L x W x D):	610 x 444 x 76mm
Unfolded Size (L x W x D):	1220 x 444 x 38mm

B

1500kg Premier



E

1/2"
Sq Drive**E CV037****Crankshaft Rotator - Mercedes**

Designed to rotate crankshaft on Mercedes commercial vehicles via flywheel ring gear.

Drive:	1/2" Sq
Applications:	Mercedes; OM401, OM402, OM403, OM404, OM407, OM409, OM421, OM422, OM423, OM424, OM427, OM429, OM441, OM442, OM444, OM446, OM447, OM457, OM489, OM541, OM542, MAN; D2842

I



I





A VS936
Oil Filter Chain Wrench
 Steel chain wrench with 180° pivoting handle suitable for filters with limited access. Heavy-duty chain with spring locking mechanism for added security.

Capacity: Ø60-105mm



B CV6412
Oil Filter Pliers - Commercial
 Large forged pliers with chemically blackened finish. Serrated jaws and long handles for extra grip on oily filters. Features a ratchet joint adjustable head. Essential tool for removing commercial filters.

Capacity: Ø95-178mm



C AK6417
Swivel Jaw Filter Pliers
 Jaws swivel up to 90° to give access to awkwardly positioned oil and fuel filters. Chemically blackened finish to prevent corrosion and non-slip grip for added comfort and control.

Capacity: Ø57-120mm



D-F SEE BELOW
55L Portable Dispensing Tanks
 For full details, see page 666.

Model No:	Application:	Colour:
D DT55RCOMBO1	Oil	Red
E DT55BCOMBO1	AdBlue®	Blue
F DT55GCOMBO1	Diesel	Grey



G VS2061
4pc Injector Socket Set - Commercial
 Suitable for the removal and installation of truck and bus diesel injectors. Castellated socket fits common injectors on MAN, Mercedes, Neoplan and Setra. Also suitable for some Iveco, Renault and Scania vehicles. Supplied in storage case.

Contents: 1/2" Sq Drive x 72mm x 4-Tooth, 1/2" Sq Drive x 120mm x 3-Tooth, Hex 32mm x 70mm x 4-Tooth (M14 x 1.5mm Receiver Thread), Hex 32mm x 122mm x 4-Tooth for MAN, Mercedes, Neoplan, Setra



H SCS036S
500ml Freeze Shock & Release Spray Lubricant
 For full details, see page 1117.

**A VS931****Air Brake Test Gauge - Commercial**

Locate problems relating to commercial vehicle air brake pressure quickly and easily. Suitable for use at the roadside or workshop. Features a large 0-20bar (0-300psi) gauge with rubber bumper and hose. Supplied with wire brush and male and female couplings. Supplied in storage case.

Hose Length:	2m
Test Point Adaptor:	M16 x 1.5mm

**B VS932****Air Brake Test Gauge Set - Commercial**

Locate problems relating to commercial vehicle air brake pressure quickly and easily. Three gauges provide more accurate diagnosis when testing and locating faults along the braking system. Suitable for use at the roadside or in the workshop. Features three large 0-20bar(0-300psi) gauges with rubber bumper. Supplied with male/female couplings, three hoses and a wire brush. Supplied in storage case.

Hose Length:	5m
Test Point Adaptor:	M16 x 1.5mm

**C CV936****Air Dryer Cartridge Chain Wrench Commercial**

Steel chain wrench with 180° pivoting handle suitable for filters with limited access. Heavy-duty chain with spring locking mechanism for added security. Essential tool for removing commercial air brake filters.

Capacity:	Ø60-160mm
-----------	-----------

**D CV013****Brake Shoe Spreader - Volvo Truck**

Locks the brake shoe open, allowing the shoe lining to be replaced. A must have tool for servicing front and rear brakes on Volvo commercial vehicles.

OEM Tool:	9998550
Applications:	Volvo; F7, F12, F16, FH12, FH16, FL7, FL10, N7, N10, N12

**E CV027****19mm Air Brake Chamber Nut Socket**

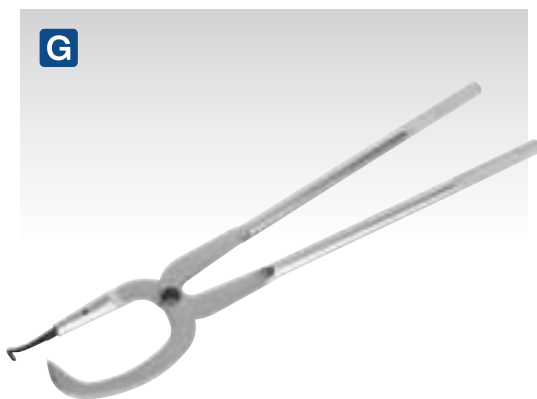
Heavy-duty, 6-point, long reach impact socket. Designed for the adjustment of air brake chamber spring cage bolt.

Drive:	1/2" Sq
Size:	19mm
Length:	136mm

**H CV124****2L Axle Oil Drain Pan**

Manufactured from hard-wearing polypropylene material. Locates comfortably in wheel and ensures safe and clean collection of waste oil.

Capacity:	2L
-----------	----

**G CV252****Brake Spring Pliers - Commercial**

Designed for the removal/installation of drum shoe retaining springs, found on commercial vehicles.

Length:	510mm
---------	-------

**I**

IMP

J

MM

**F**

85L

Turbo Action AIR Operated

F SM223**85L Air Operated Parts Cleaning Tank**

Heavy-duty one-piece steel tank. Fitted with fully sealed and air operated pump unit. Turbo agitation, bubbles air through fluid to reduce soaking time and requires workshop air supply. Extra-large capacity tank is suitable for cleaning larger engine components. Includes air blow gun for fast drying of workpiece. Lid of tank fitted with fusible link which automatically snaps lid shut in the event of a fire. Supplied with removable shelf and parts basket. For full specification, see page 687.

I-J SEE BELOW**Vehicle Height Indicators - Commercial**

Fully adjustable height indicator for commercial vehicle cabs.

Model No:	Height Range:
I CV032	8-20ft
J CV032M	2-6.75m



A TC966
Hydraulic Bead Breaker
Hydraulic action, suitable for breaking beads on commercial and agricultural tyres. Use in conjunction with hydraulic pump and hose (not included).

Optional Hydraulics (See Below):	Model No:
1 Manual Pump:	RE97.10-01
2 Air Pump:	RE83/840
3 Hose with Half Coupling:	RE97.10-03



B TC900
19L Bead Seating Tool - Lever Trigger
The easy and instant way to seat tubeless tyre beads. Dumps air into tyre void forcing bead to seat against rim for inflation. Air release is controlled by a hand lever operating a ball valve. Fully certified tank with gauge and safety valve prevents over pressurising. Suitable for use on cars, commercials, agricultural and ATV tyres.

Maximum Pressure:	150psi(10.4bar)
Tank Capacity:	19L
Weight:	12.6kg




C TC904
19L Bead Seating Tool Push-Button Trigger
The easy and instant way to seat tubeless tyre beads. Dumps air into tyre void forcing bead to seat against rim for inflation. Air release is controlled by a diaphragm valve and push-button trigger. Features slotted key to prevent accidental operation of the trigger. Fully certified tank with gauge and safety valve prevents over pressurising. Suitable for use on cars, commercials, agricultural and ATV tyres.

Maximum Pressure:	150psi(10.4bar)
Tank Capacity:	19L
Weight:	13.2kg



D SX500
Torque Multiplier Wheel Nut Wrench 65:1
Ideal for removing/installing wheel nuts on commercial and light commercial vehicles when air impact wrench is not easily accessible. Supplied in storage case with two impact sockets and 210mm extension.

Output Drive:	1" Sq (Male)
Ratio:	65:1
Maximum Rated Output:	6200Nm
Socket Sizes:	32, 33mm



E VSTL940
940mm Tyre Lever - Commercial
Carbon steel tyre lever with hook ends. Suitable for use on commercial vehicle tyres.

Length:	940mm
---------	-------



F SA37/94
Professional Tyre Inflator with 2.5m Hose & Clip-On Connector
Manufactured to comply with EN 12645. Aluminium body with rubber bumper. Linear pressure scale, dual calibrated in psi and bar, with parallax correction. Fitted with 2.5m hose with clip-on air connector for compliance with safety regulations relating to inflation of commercial and agricultural vehicle tyres. Supplied with a serial numbered calibration certificate.

Range:	0-9.6bar(0-140psi)
Minimum Air Supply:	5.5bar(80psi)
Maximum Air Supply:	15bar(218psi)
Inlet Size:	1/4" BSP



G SA375
Digital Tyre Inflator with 2.7m Hose & Clip-On Connector
Die-cast aluminium body with large rubber bumper, backlit LCD digital display and battery level indicator. Auto-power-off after 8 seconds and auto-power-on once pressure is sensed, or air inflation starts. 2.7m Flexible hose fitted with clip-on air connector.

Range:	0-12bar(0-174psi)
Maximum Air Supply:	13.8bar(200psi)
Inlet Size:	1/4" BSP
Pressure Units:	bar, psi, kPa
Battery:	2 x AAA (supplied)

A

3/4"
Sq Drive**A CV007****Groove Axle Nut Socket with 6-Studs
MAN/Mercedes**

Chrome Molybdenum, drop-forged, 6-stud impact socket designed for the removal and refitting of axle nut found on MAN TGA and Mercedes trucks.

Drive:	3/4"Sq, 60mm Hex
Inner Diameter:	Ø101mm
Outer Diameter:	Ø110mm
Stud Width:	12mm
Applications:	MAN TGA, Mercedes Truck

B

3/4"
Sq Drive**B CV008****Axle Hub Nut Socket - Scania (420)**

Chrome Molybdenum, drop-forged, 8-stud impact socket, designed for grooved locknut fitted to Scania (420) axle systems.

Drive:	3/4"Sq
Inner Diameter:	Ø102mm
Outer Diameter:	Ø119mm
Stud Diameter:	Ø102mm
Stud Width:	9.5mm
Application:	Scania(420)

C

3/4"
Sq Drive**C CV004****Rear Hub Nut Socket - Scania**

Drop-forged, 8-point, steel impact socket designed for the removal of rear hub nut found on Scania commercial vehicles.

Drive:	3/4"Sq
Size:	100mm
Application:	Scania

D

3/4"
Sq Drive**D CV001****Front Hub Nut Socket - Scania**

Drop-forged, 8-point, steel impact socket designed for the removal of front hub nut found on Scania trucks.

Drive:	3/4"Sq
Size:	80mm
Application:	Scania Truck

E

3/4"
Sq Drive**E CV003****Third Axle Socket Scania 10-Wheel Cab**

Drop-forged, 8-point, steel impact socket designed for the removal of the third axle nut found on 10-wheel Scania cab.

Drive:	3/4"Sq
Size:	95mm
Application:	Scania Cab

F

1"
Sq Drive**F CV006****Wheel Shaft Cover Socket - Volvo**

Chrome Molybdenum, drop-forged, 8-point, high-impact socket designed for the removal of front and rear axle covers found on Volvo commercial vehicles.

Drive:	1"Sq
Size:	115mm
Application:	Volvo

G

**G CV015****Axle Nut Socket - Mercedes**

Chrome Molybdenum, drop-forged, 12-point, high-impact socket designed for the removal of Mercedes trailer axle nut.

Drive:	36mm Hex
Size:	95mm, 12-point
Application:	Mercedes; Trailer Axle Nut

H

**H CV016****Axle Nut Socket - Iveco**

Chrome Molybdenum, drop-forged, 6-point, high-impact socket designed for the removal of Iveco Eurocargo axle nut.

Drive:	36mm Hex
Size:	98mm
Application:	Iveco; Eurocargo Axle Nut

I

**I CV024****Axle Nut Socket - Iveco**

Chrome Molybdenum, drop-forged, 12-point, high-impact socket designed for the removal of axle nut found on Iveco Eurotech-Cursor.

Drive:	36mm Hex
Size:	110mm, 12-point
Application:	Iveco; Eurotech-Cursor

J

3/4"
Sq Drive**J CV021****133-145mm Axle Locknut Socket**

Chrome Molybdenum, drop-forged, 6-tooth impact socket with detachable inner location sleeve. Designed for locknut fitted to MAN TGA axles.

Drive:	3/4"Sq, 60mm Hex
Application:	MAN TGA Axle

K

K CV019**Axle Nut Socket - SAF Euro**

Designed for axle nut fitted to SAF Euro trucks. Suitable for use with 46mm socket, together with impact or torque wrench.

Drive:	32, 46mm Hex
Size:	140mm
Application:	SAF Euro Axle





A

1"
Sq Drive

Standard



A SEE BELOW

Impact Sockets

Chrome Molybdenum, drop-forged, 6-point impact sockets. Hardened and tempered for strength and with phosphate finish for greater corrosion resistance.

Drive:	1" Sq
Model No:	Size:
CV085	85mm
CV090	90mm
CV095	95mm
CV100	100mm
CV105	105mm
CV110	110mm
CV115	115mm
CV120	120mm



B

3/4"
Sq Drive

B CV022

Axle Locknut Socket

Chrome Molybdenum, drop-forged, 6-stud impact socket with bayonet locking tube. Designed for grooved locknut fitted to Mercedes Atego rear axle on Vario 814 and MAN vehicles.

Drive:	3/4" Sq
Inner Diameter:	Ø80mm
Outer Diameter:	Ø95mm
Stud Diameter:	Ø87mm
Stud Width:	10mm
Locking Tube:	
Inner Diameter:	Ø40mm
Outer Diameter:	Ø49mm
OEM Tool:	9703530026



C

3/4"
Sq Drive

C CV020

Axle Locknut Socket

Chrome Molybdenum, drop-forged, 6-stud socket with locating tube. Designed for grooved lock nut fitted to Mercedes Actros rear axle and HL/HL 8 (Hypoid) axles.

Drive:	3/4" Sq
Inner Diameter:	Ø105mm
Outer Diameter:	Ø125mm
Stud Diameter:	Ø116mm
Stud Width:	10mm
Locating Tube:	
Inner Diameter:	Ø47.5mm
Outer Diameter:	Ø60mm



D

E

D-E SEE BELOW

Ball Joint Splitters - Commercial

Chemically blackened forged steel body with thrust bolt. High strength construction, suitable for commercial vehicle ball joints.

Model No:	Jaw Width:
D VS3804	33mm
E VS3805	42mm



F

F VS3812

Ball Joint Splitter - Commercial

Chemically blackened forged steel body with thrust bolt. Suitable for commercial applications.

Jaw Width:	30mm
-------------------	------



G

1/2"
Sq Drive

G CV025

11pc Ball Joint Socket Set

Chrome Molybdenum, 4-tooth sockets specially designed to remove castellated locknut found on ball joints, axles and other applications. Blackened finish provides corrosion resistance. Supplied in storage case.

Drive:	1/2" Sq
Size (ID/OD):	Ø15/22(3), 18.5/26(3), 21/30(4), 24.5/33(4), 27/37(4), 33.5/44(5), 38/50(5), 44.5/56(5), 50.5/63(6), 55/69(6), 61/75(6)mm



H



3/4"
Sq Drive

H CV212

5pc Brake Caliper Slogging Wrench Set

Used for installing and removing the brake caliper bolts on commercial vehicles. Designed with a 3/4" Sq drive for use with a torque wrench. Formula for calculating the correct effective length laser etched on wrench. Two striking faces for access and aiding in loosening of bolts.

Drive:	3/4" Sq
Size (ID/OD):	TRX-Star*; E18, E20, E24, Socket 12-point; 24.26mm

**A VS0033****5pc Cooling System Pressure Test Kit**

Capless tester uses cone adaptor system to seal and pressurise the cooling system. Adaptors may be used to replace both screw and bayonet type cap fittings. Kit includes pump with gauge and four system adaptors for use on a wide range of vehicle applications.

Cone Adaptor Sizes: 17-24, 28-31.5, 37-39.5, 47-48.5mm

**B CV0011****7pc Cooling System Pressure Test Kit Commercial**

Cooling system pressure testing kit, designed for commercial vehicles. Pressure pump with gauge quickly identifies faulty gaskets, radiators, weeping pipes and other causes of coolant loss.

Applications: DAF, Iveco, MAN, Mercedes, Renault, Scania, Volvo

**C VS0044****Coolant System Flush Gun**

Enables thorough flushing of debris and contaminants from cooling system during repair and maintenance. Powered by workshop air, which creates a vacuum to draw water from a container. Can also be used with mains pressure tap water.

Adaptor Sizes: Ø19, Ø29, Ø32, Ø37, Ø40mm
Air Inlet Size: 1/4" BSP
Water Inlet Size: Ø15.5mm
Operating Pressure: 90psi




Tests:

Battery Fluid

Antifreeze

Screenwash

AdBlue®

**D VS0052****Refractometer Antifreeze/Battery Fluid/Screenwash/AdBlue®**

Accurately measures the strength of battery fluid, screenwash, antifreeze and AdBlue® by measuring the refractive index of light passing through the mixture. Suitable for synthetic antifreeze mixtures including long-life OAT (Organic Acid Technology), G13 and aqueous/urea content of AdBlue®. Temperature corrected prism ensures accuracy. Eyepiece with adjustable focus. Simple calibration check using distilled water. Supplied with pipette and storage case.

**E CV014****Radiator Coupler - Scania**

Radiator coupler for draining and filling coolant system fitted to Scania trucks and buses.

Applications: Scania; 340/360 Truck/Bus - 4/5 Series

**F 1.5L****F VS405****1.5L Oil Inspection Syringe**

Multipurpose syringe with Viton® seal, ideal for the transfer of oils/fluids to and from vehicle components such as brake master cylinders, oil filter housings, power steering reservoirs, differentials and gearboxes. Translucent body allows easy inspection of contents.

Capacity: 1.5L

**G DRP04****17L Antifreeze/Fluid Drain Pan**

Colour-coded to help keep different fluids isolated and reduce cross contamination.

Capacity: 17L
Diameter: Ø460mm
Height: 150mm

COOLING SYSTEM PRESSURE TESTERS

For our full range of Cooling System Pressure Testers, see pages 502 to 503.

**AdBlue® Pumps**

For our full range of AdBlue® Pumps, see pages 656 to 657.

**H HBS97.HGV****Headlamp Beam Setter with Rails & Commercial Aiming Screen**

For full details, see page 571.



A 1.5 Tonne **Hydraulic**



A VS3811
Hydraulic/Manual Ball Joint Splitter
Light Commercial

Forged steel body, ball joint splitter suitable for light commercial vehicles. Specially designed to be operated manually or by 1.5 Tonne hydraulic ram supplied. Features a step down thread adaptor that allows fitting of the manual thrust screw.

Jaw Width:	19mm
Jaw Opening Capacity:	47mm

B 10 Tonne **Hydraulic**



B VS3813
Hydraulic/Manual
Ball Joint Splitter - Commercial

HEAVY DUTY

Heavy-duty ball joint splitter suitable for commercial vehicles. Specially designed to be operated manually or by 10 Tonne hydraulic ram (supplied). Features a step down thread adaptor that allows fitting of the manual thrust screw or hydraulic ram. Hydraulic ram interchangeable with Model No. PS990.

Jaw Width:	35mm
Jaw Opening Capacity:	100mm

C 12 Tonne **Hydraulic**



C VS3814
9pc Hydraulic/Manual
Ball Joint Splitter - Commercial

HEAVY DUTY

Heavy-duty ball joint splitter with interchangeable jaws. Enables operator to select correct jaw size without taking entire splitter to the vehicle. Use manually or with 12 Tonne hydraulic ram (supplied).

Jaw Width:	Small; 30mm, Medium; 34mm, Large; 40mm
Jaw Opening Capacity:	100mm
Thrust Screw Lengths:	82, 100mm
Pivot Rod Length:	95mm

D 12 Tonne **Hydraulic**



HEAVY DUTY

D CV040
Hydraulic Bush Tool - Commercial

Designed for the installation and removal of slotted bushes on commercial spring suspension. Includes a 12 Tonne hydraulic cylinder (supplied without hydraulic pump). Use in conjunction with Hydraulic Pump Model No's RE83/840/CWH (Air/Hydraulic) or RE97.10-01 (Hydraulic), see page 717. Installation protects the bush using the parallel working tension elements. Suitable for use on the vehicle. Safe and easy-to-use.

Applications: Volvo (FM12), Renault (430/450/460), MAN-TGA (410/414/460), DAF

E



E CV031
Clutch Alignment Set - Commercial

Suitable for a wide range of commercial vehicles. Screw action provides fast adjustment to suit hub diameter. Four interchangeable spigot adaptors aid close alignment.

Spigot Adaptors:	Ø20, 25, 27, 30mm
Mandrel:	Ø36-45, 42-52mm

F



F RJC02
Ball Joint Dust Covers
Commercial Vehicles - Pack of 3

Multipurpose ball joint dust covers easily replace split or damaged dust covers on otherwise serviceable ball joints, avoiding MOT test failure. Pack contains three ball joint dust covers supplied with retaining O-rings and fitting tool. Covers a wide range of commercial vehicle applications.

Hole Sizes:	Ø18mm/40.5mm
--------------------	--------------



G-I SEE BELOW
PowerStart Emergency Jump Starters
For full details, see page 635.

Model No:	G POWERSTART500	H POWERSTART900	I PSTART1000HD
------------------	------------------------	------------------------	-----------------------



500kg Capacity

A W508T 500kg Wheel Removal Trolley with Adjustable Width

Suitable for changing wheels and tyres on large vehicles. 8-Position adjustable roller width ranging from 440 to 780mm, giving greater flexibility. Load arms incorporate smooth roller action sleeves allowing wheel to be rotated for lining up on studs. Foot operated hydraulic mechanism with dead man's control release. Mounted on two rear locking castors and two front castors for stability and easy manoeuvrability. Supplied with safety chain.

Maximum Lifting Capacity:	500kg
Minimum Lifting Height:	50mm
Maximum Lifting Height:	640mm
Roller Length:	620mm
Width Between Rollers:	440, 496, 560, 610, 668, 724, 780mm
Weight:	133kg



1500kg Capacity



B W1200T 1500kg Wheel Removal Trolley

Eight adjustable rollers (four each side), allow for easy turning of large deep tread tyres. Extra-large jacking handle and hydraulic foot pedal allow for one-person operation. Safety bar with composite guard goes around wheel to ensure stability during transportation. Locking mechanism allows rollers to be fixed at eight preset positions. Mounted on two locking and two non-locking castors for improved stability and easy manoeuvrability. Ideal for use on agricultural and commercial wheels and tyres.

Maximum Lifting Capacity:	1500kg
Minimum Lifting Height:	0.1mm
Maximum Lifting Height:	760mm
Minimum Wheel Diameter:	Ø1000mm
Maximum Wheel Diameter:	Ø2200mm
Roller Length:	490mm
Overall Size (W x D x H):	1300 x 1015 x 1500mm
Weight:	118kg




127kg

C TH002 Wheel & Tyre Handling Dolly

Enables commercial sized wheels and tyres to be removed/installed on hub studs.

Capacity:	127kg
Fork Centres:	535mm
Length:	1255mm

D NEW



Premier

Push-Through Drive 3/4" Sq Drive

300-1000Nm

TORQUES IN BOTH DIRECTIONS

D STW501 3/4" Sq Drive Breakback Torque Wrench 300-1000Nm

Scales graduated in both lb.ft and Nm giving accurate results to $\pm 4\%$. Calibration tolerance in accordance with BS EN ISO 6789:2017. Every wrench is tested and supplied with an individually numbered test certificate. Breakback design significantly reduces the risk of over torquing. Ratchet head features push-through drive to allow torquing either clockwise or anticlockwise. Comfortable soft grip handle. Supplied with additional tool to drive the external nut at base of grip clockwise/anti-clockwise for easy torque adjustment/setting. Supplied in storage case.

Drive:	3/4" Sq
Length:	1550mm
Range:	300-1000Nm (200/750lb.ft)

E



E CV127 Wheel Chock with Bracket - Commercial

High-density plastic with anti-slip steel bar. Prevents vehicle movement when being jacked on a level surface or parked on an incline not exceeding 12° . Steel chock bracket designed to mount to wall or trailer.

Chock Weight:	1.7kg
Chock Dimensions (W x D x H):	200 x 475 x 225mm



A VS77

3pc Triple Leg Gear Reversible Puller Set

Drop-forged, carbon steel reversible legs and body. Heat treated and chrome plated to resist corrosion. Hex head forcing screws suitable for use with a ratchet or spanner.

Size/Spread:	Reach:
65mm	75mm
115mm	100mm
175mm	150mm




B VS95

4pc Triple Leg Gear Reversible Puller Set

Drop-forged, carbon steel reversible legs and body. Heat treated and chrome plated to resist corrosion. Hex head forcing screws suitable for use with a ratchet or spanner.

Size/Spread:	Reach:
65mm	75mm
115mm	100mm
175mm	150mm
220mm	200mm



C QAV150

Quick Action Swivel Base Cast Iron Vices

For full details, see page 1213.

**2 YEAR
GUARANTEE***



**HEAVY
DUTY**



D SEE BELOW

Triple Leg Reversible Pullers

Triple leg pullers with reversible, drop-forged, Chrome Vanadium steel legs. Heat treated for added strength and chrome plated to resist corrosion.

Model No:	Size/Spread:	Reach:
SGP33	65mm	75mm
SGP34	115mm	100mm
SGP36	175mm	150mm
SGP38	220mm	200mm



E AK78

3pc Triple Leg Gear Reversible Puller Set

Drop-forged, Chrome Vanadium steel reversible legs. Swivel thrust plates on larger sizes prevent damage to shaft ends. Hex head forcing screws suitable for use with a ratchet or spanner.

Size/Spread:	Reach:
65mm	75mm
115mm	100mm
175mm	150mm




F MFV150

150mm Cast Iron Multifunction Swivel Base Vice

For full details, see page 1213.

**2 YEAR
GUARANTEE***

**HEAVY
DUTY**



G VSJ150

150mm Soft Jaws for Vices

For full details, see page 1213.



H AK79

4pc Triple Leg Gear Reversible Puller Set

Drop-forged, Chrome Vanadium steel reversible legs. Swivel thrust plates on larger sizes prevent damage to shaft ends. Hex head forcing screws suitable for use with a ratchet or spanner.

Size/Spread:	Reach:
65mm	75mm
115mm	100mm
175mm	150mm
220mm	200mm




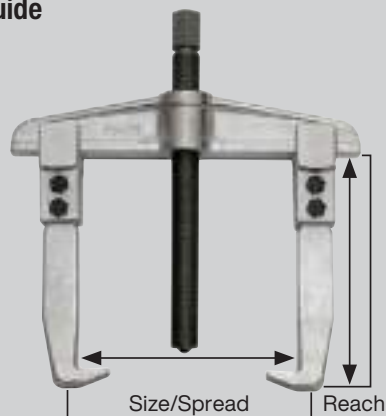
I SEE BELOW

Twin Leg Reversible Puller Bars

Heavy-duty twin leg bar type pullers, suitable for easy removal of pulleys, flywheels, bearings and gears. Drop-forged Chrome Vanadium steel. Heat treated for added strength. Zinc plated for corrosion resistance. Thrust bearing prevents wear and damage to shaft.

Model No:	Size/Spread:	Reach:
AK46080	80mm	100mm
AK46120	120mm	100mm
AK46150	150mm	150mm
AK46200	200mm	150mm

Specification Guide



A VS83
8pc Fast Action Twin/Triple Leg Reversible Puller Set

Drop-forged, Chrome Molybdenum steel reversible legs and body. Suitable for pulling hubs, flanges, gears and bearings. Features ratcheting mechanism to locate and hold the legs in the correct position, making the tool faster and easier to operate than conventional pullers. Supplied in storage case.

Size:	150, 220mm
Reach:	100, 170mm



B PS9821
Hydraulic Bearing Separator/Puller

Forged steel 3-way bearing separator and gear puller set. Operated with supplied 10 Tonne hydraulic ram or manual force screw. Features a selection of extension rods depending on reach required.

Puller Leg Reach:	160mm
Puller Leg Size/Spread:	190mm
Separator Capacity:	30-84mm
Manual Thrust Screw Length:	210mm
Extension Rods:	15, 65, 185, 340mm (3 of each)
Hydraulic Ram:	10 Tonne

C
10 Tonne
Hydraulic
Bench Mounting



C YK10B
10 Tonne Bench Type Hydraulic Press
For full details, see page 326.

A Fast Action Leaves All Others Behind



Pull leg up to disengage. Pull leg to remove.

D



D VS7036
Universal Press Support Block

Designed to be used with a standard workshop press. Multiple threaded holes in aluminium base plate enable the support bars to be installed in virtually any position, allowing the bearing or bush to be positioned horizontally. Includes a packing block for added versatility. Ideal for the removal of wheel bearings and bushes.

Aluminium Base Plate Size (L x W x H):	250 x 200 x 40mm
Aluminium Packing Block Size (L x W x H):	200 x 70 x 40mm
Support Bar Length:	110mm, 150mm (x3), 190mm



E PS984
12pc Mechanical Bearing Separator/Puller Set

Mechanical puller set with Ø25-50mm and Ø45-75mm separators and single yoke with 170mm thrust bolt. Suitable for engineering, automotive, marine and agricultural applications. Supplied in storage case.

Contents:	Separators; Ø25-50mm, Ø45-75mm, 170mm Thrust Bolt, Extension Bars; 61mm (x2), 82mm (x2), 90mm (x2), 104mm (x2), 160mm Cross Beam	
Separator Size:	Maximum Reach:	
Ø25-50mm		220mm
Ø45-75mm		170mm



5 Tonne

HEAVY DUTY
Hydraulic

A HP5
5 Tonne Triple Leg Hydraulic Puller

Heavy-duty triple leg 5 Tonne hydraulic puller. Suitable for pulling hubs, flanges, gears and bearings. Supplied with three 2-position puller legs and storage case.

Contents: 230mm Leg (x3), Triple Head, 5 Tonne Ram and Handle, 80mm Leg Connector (x6), Nut and Bolt (x6)



10 Tonne

HEAVY DUTY
Hydraulic

B HP10
10 Tonne Triple Leg Hydraulic Puller

Heavy-duty triple leg 10 Tonne hydraulic puller. Suitable for pulling hubs, flanges, gears and bearings. Supplied with three 2-position puller legs and storage case.

Contents: 325mm Leg (x3), Triple Head, 10 Tonne Ram and Handle, 115mm Leg Connector (x6), Nut and Bolt (x6)



HP5 and HP10 are supplied in sturdy storage case.



C

10 Tonne **Hydraulic**

C PS993
Hydraulic Hub Puller Set

Puller yoke with 10 Tonne hydraulic ram. Suitable for four and five stud hubs. Hydraulic ram provides additional power to extract the most stubborn hubs.

Minimum/Maximum Stud Spread:	85/128mm
Maximum Hub Flange:	64mm
4-Stud Min./Max. Hole Spacing:	84 -127mm
5-Stud Min./Max. Hole Spacing:	79 -122mm



D

D PS900
Bearing & Gear Puller Set

Twin/triple leg puller set with reversible legs allowing internal and external pulling operations. Supplied with two and three leg yokes. Thrust bearing prevents wear and damage to shaft. Hex head forcing screws suitable for use with a ratchet or spanner.

Size/Spread (2 and 3-Leg):	35-130mm
Reach:	100, 209, 259mm
Claw Depth:	8mm
Claw Thickness:	3mm




E

E PS995
Ø19-45mm Fast Fit Micro-Puller

Designed for the fast and safe removal of small bearings. Screw press, operated by tommy-bar or by 14mm drive, exerts up to 1 Tonne of pressure. Spring loaded and drop-forged legs are secured around the bearing or gear by a screw collar to prevent slipping and subsequent damage or injury. Supplied with thrust bearing and shaft extension and storage case.

Suitable for the following ISO bearings: 606, 607, 609, 626, 627, 628, 629, 636, 637, 638, 639, 668, 688, 689, 697, 698, 699, 6001, 6002, 6003, 6200, 6201, 6202, 6300, 6301, 6302, 6800, 6801, 6802, 6803, 6900, 6901, 6902, 6903.

Minimum Leg Spread:	Ø19mm
Maximum Leg Spread:	Ø45mm
Maximum Reach:	71mm



F

HEAVY DUTY

F SEE BELOW
Bearing Separators

Forged steel jaws. Suitable for removing bearings, gears and bushes from shafts.

Model No:	Capacity:
PS986	Ø30-50mm
PS987	Ø50-75mm
PS988	Ø75-105mm
PS989	Ø105-150mm



G

G VS7022
Universal Bearing Packer

Suitable for packing bearings with an even spread of grease. Clean, quick operation simply place bearing on to the bottom cone, screw down the cone lid and pump grease into nipple. Works on most tapered roller bearings fitted on cars, boats, trailers, etc. Both cones feature knurled grips for use with oily fingers. Suitable for use with Sealey and other best-selling grease guns.

Maximum Cone Diameter:	Ø104mm
Shaft (Height x Diameter):	60 x Ø11mm



H

H VS410
1kg Slide Hammer Locking Pliers

Manufactured from Chrome Vanadium steel. Suitable for a wide variety of applications.

Jaw Capacity:	40mm
Length:	Pliers Only; 255mm, including Slide Hammer; 600mm

A



A PS981

19pc Hydraulic Puller Set

Forged steel 2-way yoke allows twin or triple leg pulls. 10 Tonne hydraulic power unit with tommy bar. Suitable for pulling hubs, flanges, gears and bearings. Three 3-position puller arms and three sets of extension plates, supplied in storage case. Hydraulic ram interchangeable with others in series.

Puller Type: 2-Legged

Size:	Spread:	Reach:
100mm:	50-100mm	0-100mm
150mm:	75-150mm	0-150mm
200mm:	100-200mm	0-200mm
250mm:	150-250mm	0-250mm

Puller Type: 3-Legged

100mm:	50-100mm	0-100mm
150mm:	75-150mm	0-150mm
200mm:	100-200mm	0-200mm
250mm:	150-250mm	0-250mm

10 Tonne **Hydraulic**

B



10 Tonne

Hydraulic


B PS982

25pc Hydraulic Puller Set

Master set of gear pullers and bearing separators supplied in storage case. Forged steel bearing separator. 10 Tonne hydraulic ram compatible with other sets in the range.

Contents: 10 Tonne Hydraulic Ram, 100mm Leg (x3), 150mm Leg (x3), 200mm Leg (x3), Twin Head, Triple Head, Extension Rods; 25 x 50mm (x1), 25 x 100mm (x1), Main Rod; 200mm (x4), Beam, Separator 75-105mm, 5/8" Bolt, Ram Service Kit, Ram Nut

C



10 Tonne

Hydraulic

C PS990

10 Tonne Hydraulic Ram

Hydraulic ram piston fits all Sealey hydraulic puller sets and is also suitable for use with other popular makes of hydraulic gear pullers. Screw mechanism converts power to 10 Tonne ram head with enough force to remove most stubborn bearings, pulleys and shafts.

Compatible With: PS980, PS981, PS982, PS985, VSE127H

D

10 Tonne

Hydraulic

D PS980

8pc Hydraulic Bearing Separator/Puller Set

Cast puller yoke with forged separator. Hydraulic ram interchangeable with other units in the series. Supplied with Ø75-105mm bearing separator. Maximum puller depth 420mm. Supplied in metal case.

Contents: 10 Tonne Hydraulic Ram, Ø75-105mm Separator, 5/8" Bolt, 200mm Extension Rod (x4), Cross Beam

E

10 Tonne

Hydraulic

E PS985

10pc Hydraulic Bearing Separator/Puller Set


Cast puller yoke with forged separator. Supplied with 10 Tonne hydraulic ram. Suitable for pulling commercial vehicle size bearings from Ø105-200mm. Hydraulic ram interchangeable with other sets in the range. Maximum puller depth 420mm. Supplied in metal case.

Contents: 10 Tonne Hydraulic Ram, Separator Ø105-200mm, Plug, Extension Rod 250mm (x4), Cross Beam

D



E




PS980 and PS985 are supplied in strong, steel cases.



A PS983
10pc Slide Hammer/Puller Set

2.3kg Slide hammer with 580mm shaft. Use eight ways: external three leg puller, internal three leg puller, external two leg puller, internal two leg puller, grip wrench adaptor, lip puller, hub puller, dent puller. Supplied in storage case.

Twin Leg:		
Internal Capacity:	Ø35-110mm	Reach: 83mm
External Capacity:	Ø35-110mm	Reach: 83mm
Triple Leg:		
Internal Capacity:	Ø50-135mm	Reach: 83mm
External Capacity:	Ø30-110mm	Reach: 83mm



B PS992
5pc Slide Hammer Gear/Bearing Puller Set

Drop-forged Chrome Vanadium steel puller arms with locking/gripping feature. Set includes three sets of 100mm triple leg pullers with locking features which clamp the jaws firmly inside/outside the gear or bearing. Includes 1.2kg slide hammer. Supplied in storage case.

Internal Pullers:	Capacity:
100mm Triple Leg:	Ø15-40mm, Ø29-100mm
External Puller:	Capacity:
100mm Triple Leg:	Ø20-130mm



C AK716
12pc Blind Bearing Puller Set

Medium stroke 1.5kg slide hammer with 395mm shaft and a screw-type bridge extractor. Gently removes blind bearings where the use of a slide hammer may damage the surrounding material.

Collet Diameter:	Ø8-9.5, 10-11.5, 12-13.5, 15-16, 17-18.5, 20-23, 24.5-27, 30-32, 32-34mm
-------------------------	--



D PS979
49pc Harmonic Balancer Puller Set

Multipurpose puller set for extracting flywheels and pulleys. Supplied in storage case.

Contents: Yoke, 130mm Thrust Bolt, Centring Adaptors; Small, Large, Flat, Bolts; 1/4" x 28 x 2-12" (x2), 5/16" x 18 x 3-1/2" (x2), 5/16" x 18 x 5-1/2" (x2), 3/8" x 16 x 2" (x3), 3/8" x 16 x 3" (x2), 3/8" x 16 x 4-1/2" (x5), 3/8" x 24 x 1-1/2" (x3), M8 x 1.25 x 45mm (x3), M8 x 1.25 x 65mm (x2), M8 x 1.25 x 90mm (x3), M10 x 1.5 x 35mm (x3), Washers; Ø8mm ID (x6), Ø10mm ID (x4), Ø12mm ID (x4)

Minimum/Maximum Size/Spread:	40/93mm
-------------------------------------	---------



E AK999
10pc Blind Bearing Removal Tool Kit

Suitable for removal of a variety of blind bearings where traditional bearing and gear pullers will not reach. Ball-end tips fit inside bearing races to provide traction for bearing extraction. Chrome Vanadium steel components. Ideal for a wide variety of bearing sizes. Supplied in storage case.

Applications: 6004-6010, 6201-6206, 6300-6302



F PS977
18pc Combined Puller Set

Steering wheel yoke manufactured from drop-forged carbon steel. Suitable also as two or 3-way puller for removal of pulleys and flywheels from small engines. The larger ductile steel yoke is suitable for pulling harmonic balancers, timing gears and various other components. Supplied in storage tray.

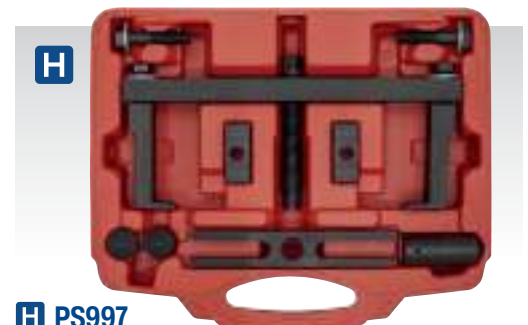
Contents:	Yoke, Thrust Bolt, Screw 5/16" x 24 x 3" (x2), Screw 3/8" x 16NC x 3" (x2), Screw 5/16" x 18NC x 3-1/2" (x2), Harmonic Balancer Application; Yoke, Thrust Bolt, Adaptor, Screw 3/8" x 24 x 3" (x3), Screw 3/8" x 16 x 3" (x3)
Minimum/Maximum Spread:	32/65, 38/117mm



G AK714
5pc Blind Bearing Puller Set

Fully chromed carbon steel medium stroke slide hammer. 370mm Overall length with 0.85kg hammer. Bearing extractor collets with internal capacity from Ø11-32mm. Supplied in storage case.

Collet Diameter:	Ø11-16mm(3/8 - 1/2"), 15-19mm (9/16 - 11/16"), 18-25mm (5/8 - 1"), 26-32mm(1 - 1-1/4")
-------------------------	--



H PS997
12pc Crankshaft Pulley Removal Tool Set

Enables fast and simple removal of crankshaft and auxiliary pulleys - even in a confined space. Chrome Molybdenum legs with thin jaws allow removal of pulleys with narrow tolerance between pulley and block. Supplied in storage case.

Depth Range:	68-88mm
Diameter Range:	Ø40-120mm, Ø132-195mm



I PS996
9pc Mini Bearing Separator Set

Compact set containing bearing separator, yoke and extensions. Chrome Vanadium components ensure long tool life. Also suitable for removing small gears, wheels and fittings from shafts. Supplied in storage case.

Contents:	Ø15-58mm Separator, 50mm Jaw (x2), Thrust Screw, 45mm Extension Rod (x2), 34mm Extension (x2), Cross Beam
------------------	---



A CSC5
2pc Lightweight Front Seat Protector Set
 Set includes two reusable front seat covers. Manufactured from water-resistant lightweight nylon. Ideal for protecting the vehicle's interior from dirt, grease and oil, as well as food and drink spills. Suitable for most cars and light commercial vehicles. Can be fitted to seats with or without airbags.



B CSC6
2pc Heavy-Duty Front Seat Protector Set
 Set includes two reusable front seat covers. Manufactured from heavy-duty water-resistant nylon. Ideal for protecting the vehicle's interior from dirt, grease and oil, as well as food and drink spills. Suitable for most cars and light commercial vehicles. Can be fitted to seats with or without airbags.




C CSC7
2pc Heavy-Duty Van Seat Protector Set
 Set includes driver and twin passenger reusable seat covers. Manufactured from a heavy-duty waterproof nylon. Ideal for protecting the vehicle's interior from dirt, grease and oil, as well as food and drink spills. Also helps to protect against general wear and tear of a vehicle's interior when getting in or out. Ideal protection against dirty overalls.



D-G SEE BELOW
Panel Bag Sets

Multipurpose durable air cushion devices with rigid edges and fine air control valve. Suitable for positioning panels, bonnets and boots, prior to fitment. 2mm Thickness and semi-rigid construction allow bags to be slid between window frame and weather-stripping for improved access for emergency vehicle opening tools. Soft air cushion is gentle on paintwork, frame, beadings and glass. Can also be used for positioning kitchen units, windows and doors.

	D	E	F	G
Model No:	VS9111	VS9112	VS9113	VS9114
Load Capacity:	135kg	135kg	135kg	135kg
Dimensions (W x H):	115 x 190mm	150 x 165mm	128 x 270mm	128 x 270mm, 150 x 165mm, 115 x 190mm
Minimum/Maximum Thickness:	2/60mm	2/70mm	2/80mm	2/80mm



H EC95
Emergency Car Opening Kit
 Will open a comprehensive range of European and Japanese cars. Supplied in pouch.
Contents: Window Wedges, Strip Type Catches, Wire Catches, Plastic Knob Catch, Fuel Cap Keys

I VS5212
Airbag Removal Tool - Land Rover
 For safely removing the airbag module from the steering wheel. Suitable for Land Rover Discovery 3-4, Freelander 2 and Range Rover Sport. Land Rover OEM tool 501-106. Also used across the VAG ranges as a trim, door handle, A/C vent, clock removal, fuel tank flap removal/release tool. VAG OEM tool T40207.





A

Magnetic



A VS8503
Magnetic & Suction Grip Workshop Wing Cover

Soft-faced vinyl material prevents scratching and marking of paintwork during servicing. Unique design featuring a cut-out, allowing access to wheel whilst in place. Wing cover can be held in place with eight integral magnets, four suction grips or a combination of both. Ideal for metal and plastic wings or securing onto headlight covers.

Size (W x H): 1050 x 590mm



B



B VS8501
Non-Slip Wing Cover

Fits over car wing to protect against marking and scratching of the paint finish. Manufactured from water-resistant nylon with a non-slip foam lining. Resistant to water, oil and grease.

Size (W x H): 800 x 450mm



C



C VS8502
Non-Slip Wing/Grille Cover

Fits over car wing or grille to protect against marking and scratching of the paint finish. Manufactured from water-resistant nylon with a non-slip foam lining. Resistant to water, oil and grease.

Size (W x H): 1200 x 500mm



D

Magnetic



D VS855
Magnetic Workshop Wing Cover

Soft-faced vinyl material prevents scratching and marking of paintwork during servicing. Wing cover held in place by integral magnets.

Size (W x H): 1070 x 400mm



E

Magnetic



E VS856
Magnetic Workshop Wing Cover with 4 Pockets

Soft-faced vinyl material prevents scratching and marking of paintwork during servicing. Wing cover held in place by integral magnets. Features four pockets for holding tools while working on car.

Size (W x H): 1065 x 600mm



A NEW**Premier**

31mm

**A VS8583****31mm Premier Folding Mechanic's Work Mat**

Flexible premier work mat with five folds for easy storage. EVA foam padding for added comfort and hard wearing. Two storage compartments ideal to place fittings when working of the floor. Ideal for working on cold garage floors and for roadside repairs.

Size (L x W x D):

1200 x 565 x 31mm

B NEW

23mm

**B VS8582****23mm Folding Mechanic's Work Mat**

Flexible work mat with five folds for easy storage. EVA foam padding for added comfort and hard wearing. Ideal for working on cold garage floors and for roadside repairs.

Size (L x W x D):

1200 x 455 x 23mm

C NEW

23mm

**C VS8581****23mm Folding Mechanic's Kneeling Mat**

Flexible kneeling mat with one fold for easy storage. EVA foam padding for added comfort and hard wearing. Ideal for working on cold garage floors and for roadside repairs.

Size (L x W x D):

500 x 230 x 23mm

D NEW

40mm

**D VS8597****40mm Premium EVA Kneeling Mat Large**

Premium 40mm shock absorbing EVA large kneeling mat. Neoprene wipe clean material. Suitable for workshop, home and garden. Cut-out handle.

Size (L x W x D):

800 x 380 x 40mm

E NEW

40mm

**E VS8595****40mm Premium EVA Kneeling Mat**

Premium 40mm shock absorbing EVA kneeling mat with cut-out handle. Neoprene wipe clean material. Suitable for workshop, home and garden.

Size (L x W x D):

470 x 280 x 40mm





A 35mm



B 38mm



C 28mm

A VS860

35mm Folding Mechanic's Mat with Headrest

Portable foldable work mat with headrest. Can be used folded for kneeling or, unfolded for under vehicle work. Ideal for working on cold garage floors or for roadside repairs. Folds away neatly with hook-and-loop straps when not in use.

Folded (L x W x D):	660 x 444 x 70mm
Unfolded (L x W x D):	1220 x 444 x 35mm

B VS858

38mm Folding Mechanic's Work Mat

Flexible work mat with two handles for portability. Durable composite cover that resists stains and fluids. High-density padding for added comfort. Ideal for working on cold garage floors and for roadside repairs.

Folded (L x W x D):	610 x 444 x 76mm
Unfolded (L x W x D):	1220 x 444 x 38mm

C VS8590

28mm EVA Mechanic's Mat

Quality 28mm EVA mat ideal for the busy mechanic. Oil and water-resistant. Suitable for use on workshop floor when working on wheels, brakes, tyres and exhausts. Also ideal for roadside repairs.

Size (L x W x D):	990 x 490 x 28mm
--------------------------	------------------



D 22mm

D S08561

22mm EVA Mechanic's Mat Set

Quality 22mm EVA mats ideal for the busy mechanic. Oil and water-resistant. Set comprises of full length and kneeler mats for use on workshop floors when working on wheels, brakes, tyres and exhausts. Also ideal for roadside repairs.

Contents:	
Kneeler Mat (L x W x D):	450 x 215 x 22mm
Full Length Mat (L x W x D):	980 x 380 x 22mm



E 28mm

E VS8571

28mm EVA Mechanic's Mat Set

Quality 28mm EVA mats ideal for the busy mechanic. Oil and water-resistant. Set comprises of full length and kneeler mats for use on workshop floors when working on wheels, brakes, tyres and exhausts. Also ideal for roadside repairs.

Contents:	
Kneeler Mat (L x W x D):	450 x 215 x 28mm
Full Length Mat (L x W x D):	980 x 380 x 28mm



F 28mm

F VS8573

28mm EVA Mechanic's Kneeling Mat

Quality 28mm EVA kneeling mat ideal for the busy mechanic. Oil and water-resistant. Suitable for use on workshop floor when working on wheels, brakes, tyres and exhausts. Also ideal for roadside repairs.

Size (L x W x D):	450 x 215 x 28mm
--------------------------	------------------



G 22mm

G S08563

22mm EVA Mechanic's Kneeling Mat

Quality 22mm EVA kneeling mat ideal for the busy mechanic. Oil and water-resistant. Suitable for use on workshop floor when working on wheels, brakes, tyres, exhausts etc. Also ideal for roadside repairs.

Size (L x W x D):	450 x 215 x 22mm
--------------------------	------------------

BATTERY CHARGERS

 [back to Section List](#)



Battery Charger Buying Guide
615-618

Capacitor Jump Starters
628

Battery Chargers
619-627

EV Chargers & Cables
638

Battery Starter/Chargers
623-627

Mobile Jump Starters
628-635

Battery Support Units
619

Solar Panels
637

Booster Cables
636-637

The Sealey Buying Guide to Battery Chargers

Sealey offer an extensive range of chargers to suit both professional and home users too. This guide is designed to help you choose the right machine to suit your needs.

Manual Transformer Chargers

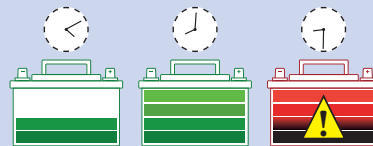
Basic transformer chargers which are manually operated and suitable for wet flooded or VRLA batteries only. Not suitable for use on AGM or EFB batteries.

Manual transformer chargers have the ability to charge a battery from a low voltage to fully charged status. This can take anything from 6 to 24 hours, depending on the level of discharge.

Some models are also equipped with an additional "Engine Starter" function. This function is typically found on larger, heavy-duty chargers and allows the user to jump start a vehicle with a discharged battery.

The user needs to decide the level of charge to be applied, monitor the charge status regularly and turn off the charger when the battery is fully charged.

Failure to turn off the charger once the battery is fully charged, could result in permanent damage to battery and in extreme cases, the battery could explode.



Automatic Smart Chargers

These are often referred to as smart chargers or trickle chargers and utilise electronic circuitry and microchips, that automatically assess the condition of a battery. They then apply the ideal level of charge to optimise the charging procedure, resulting in a faster, more efficient charge. When the battery is fully charged, they revert to a maintenance mode, to keep the battery in a fully charged state. Therefore, there is no risk of damage to the battery.

In maintenance mode the charger will continually monitor and charge the battery as required over extended periods of time.

Other features on the Automatic Smart Chargers are as follows:

Some models in the Sealey range are also suitable for charging and maintaining modern lithium vehicle batteries.

Certain models also include a desulphation function. Sulphation occurs naturally in batteries. Over time it builds up on the battery's internal lead plates, reducing their efficiency and the lifespan of the battery.

The desulphation function creates a pulsed charge, which cleans off the sulphation, look out for the desulphation battery icon as shown right.

Vehicles that utilise "Stop Start" technology may require Smart Chargers to charge their batteries.



Additional Functions

Engine Starter Function

This function is typically found on larger, heavy-duty chargers and provides a high amp boost, which allows you to jump start a vehicle with a discharged battery. They work by transferring power directly from the internal transformer to a vehicle's discharged battery. The jump starter function will not charge your battery, but instead provides the necessary power to crank the engine and start the vehicle. Once the engine is on, the alternator will charge the battery. The biggest advantage of portable jump starters is that they do not require the running of another vehicle and can be used by just one person.



Choosing The Correct Amperage

Now you've decided on the type of charger you need, there are a couple more points to consider. Bigger batteries require larger output chargers, therefore, you will need to choose a model capable of charging the largest battery you are likely to need to charge. Most chargers are suitable for charging Lead Acid Batteries, but not all are suitable for Gel, Calcium or AGM, EFB or Lithium batteries. Always refer to the battery manufacturer for specific charging instructions. Always refer to manufacturer's specific information prior to charging.

SPECIFICATION	6V/12V								
	DSBC8 (see page 620)	MBC250 (see page 620)	MBC420 (see page 620)	AUTOCHARGE100HF (see page 621)	AUTOCHARGE200HF (see page 621)	AUTOCHARGE400HF (see page 621)	AUTOCHARGE650HF (see page 621)	SPI2S (see page 623)	SUPERBOOST150D (see page 623)
Output:	6/12V	6/12V	6/12V	6/12V	6/12V	6/12V	6/12V	6/12V	6/12V
Zero Volt Charging:	✗	✗	✗	✗	✗	✗	✗	✗	✗
Battery Support/DC Supply Mode:	✗	✗	✗	✗	✗	✗	✗	✗	✗
Supply (Current*):	13A	13A	13A	13A	13A	13A	13A	13A	13A
Supply (Voltage):	230V	230V	230V	230V	230V	230V	230V	230V	230V
Plug Type:	3-Pin	3-Pin	3-Pin	3-Pin	3-Pin	3-Pin	3-Pin	3-Pin	3-Pin
Power Supply Cable Length:	1.8m	1.8m	1.8m	n/a	1.5m	1.5m	1.5m	2m	1.3m
Cable & Clamp Length:	1.8m	2m	2m	1m	1m	1m	1m	2m	1.2m
Charger Type: Traditional (T) or Intelligent (HF):	T	HF	HF	HF	HF	HF	HF	HF	HF
Battery Range:	9-112Ah	10-240Ah	10-120Ah	0.8-14Ah	1.3-60Ah	0.8-120Ah	1.3-200Ah	12-35Ah	30-300Ah
Max. Size Battery (Ah) Full Charge in 12hrs from Discharged:	60Ah	120Ah	60Ah	9Ah	19Ah	38Ah	62Ah	24Ah	180Ah
Output Charge Peak:	8A	2 X 5A	4 X 2A	1A	2A	4A	6.5A	2A	15A
Output Start Peak:	n/a	n/a	n/a	n/a	n/a	n/a	n/a	n/a	75A
Weight:	3kg	1.37kg	1.63kg	0.25kg	0.58kg	0.66kg	1.03kg	0.9kg	4.43kg
TYPE OF BATTERIES:									
VRLA (Lead Acid):	✓	✓	✓	✓	✓	✓	✓	✓	✓
GEL:	✗	✓	✓	✓	✓	✓	✓	✓	✓
AGM/EFB:	✗	✓	✓	✓	✓	✓	✓	✓	✓
Lithium:	✗	✗	✗	✗	✓	✓	✓	✗	✓
Leisure (Deep Discharge):	✗	✗	✗	✓	✓	✓	✓	✓	✓

SPECIFICATION	12V/24V								
	SPI1224S (see page 623)	BSCU25 (see page 619)	AUTOCHARGE1200HF (see page 621)	CHARGE106 (see page 624)	CHARGE107 (see page 624)	CHARGE110 (see page 624)	CHARGE112 (see page 624)	CHARGE115 (see page 624)	CHARGE124 (see page 624)
Output:	12/24V	12/24V	12/24V	12/24V	12/24V	12/24V	12/24V	12/24V	12/24V
Zero Volt Charging:	✗	✗	✗	✗	✗	✗	✗	✗	✗
Battery Support/DC Supply Mode:	✗	20A	✗	✗	✗	✗	✗	✗	✗
Supply (Current*):	13A	13A	13A	13A	13A	13A	13A	13A	13A
Supply (Voltage):	230V	230V	230V	230V	230V	230V	230V	230V	230V
Plug Type:	3-Pin	3-Pin	3-Pin	3-Pin	3-Pin	3-Pin	3-Pin	3-Pin	3-Pin
Power Supply Cable Length:	2m	1.8m	1.5m	2m	2m	2m	2m	2m	2m
Cable & Clamp Length:	2m	1.7m	1m	2m	2m	2m	2m	2m	2m
Charger Type: Traditional (T) or Intelligent (HF):	HF	HF	HF	T	T	T	T	T	T
Battery Range:	40-230Ah	75-500Ah @12V	1.3-400Ah	10-95Ah	20-105Ah	20-120Ah	20-180Ah	20-250Ah	25-320Ah
Max. Size Battery (Ah) Full Charge in 12hrs from Discharged:	180Ah	180Ah	115Ah	70Ah	85Ah	120Ah	150Ah	180Ah	280Ah
Output Charge Peak:	15A	25A	12A	8A	11A	14A	16A	19A	28A
Output Start Peak:	n/a	n/a	n/a	n/a	n/a	n/a	n/a	n/a	n/a
Weight:	1.5kg	2.22kg	1.35kg	4.3kg	4.39kg	6.2kg	6.2kg	8.9kg	8.7kg
TYPE OF BATTERIES:									
VRLA (Lead Acid):	✓	✓	✓	✓	✓	✓	✓	✓	✓
GEL:	✓	✓	✓	✓	✓	✓	✓	✓	✓
AGM/EFB:	✓	✓	✓	✗	✗	✗	✗	✗	✗
Lithium:	✗	✗	✓	✗	✗	✗	✗	✗	✗
Leisure (Deep Discharge):	✓	✓	✓	✗	✗	✗	✗	✗	✗

*Performance dependent on connection to an adequate, good clean electric supply.

Battery Support Units

A Battery Support Unit (BSU) is an essential piece of equipment for any workshop wanting to carry out diagnostic work, ECU programming or software updates to a car's electronics.



In fact, a Battery Support Unit is a valuable tool for all forms of modern vehicle servicing.

A BSU will supply a stable, higher than required voltage, whilst protecting vital components from damage throughout the programming or diagnostic process.

Why is this Important?

An ECU factory reprogram can take up to 14 hours (some vehicles may take longer). This is normally carried out overnight with the vehicle ignition off. The factory control program will access the vehicle systems and power these up as required to test and reprogram each control module. During this process it is imperative that the voltage supply to the vehicle is maintained.

If unsupported, as the battery voltage starts to drop, the vehicle will automatically shut down modules to ensure power can be saved to start and run the vehicle. This could lead to a situation where the diagnostic tool is unable to access the vehicle control modules to upload the software which could possibly disable the vehicle. Even a slight dip in voltage can cause modules to shutdown.

Our range of Battery Support Units cater for wide variety of batteries from, 20A to 100A power supply capability. The ECS models also have vehicle start facilities to start a vehicle with a flat battery.

BSU

20A - 13.5V

BSU

100A - 14.8V

BSCU25
See page 619 for full details.

BSU

30A - 13.5V

BSU

40A - 13.5V

BSCU170
See page 619 for full details.

BSU

30A - 13.5V

BSU

40A - 13.5V

SPBC30
See page 622 for full details.

BSU

30A - 13.5V

BSU

40A - 13.5V

SPBC40
See page 622 for full details.

BSU

20A - 13.5V

BSU

25A - 13.5V

ECS300
See page 627 for full details.

BSU

30A - 13.5V

BSU

40A - 13.5V

ECS350
See page 627 for full details.

BSU

30A - 13.5V

BSU

40A - 13.5V

ECS400
See page 627 for full details.

BSU

30A - 13.5V

BSU

40A - 13.5V

ECS650
See page 627 for full details.

A



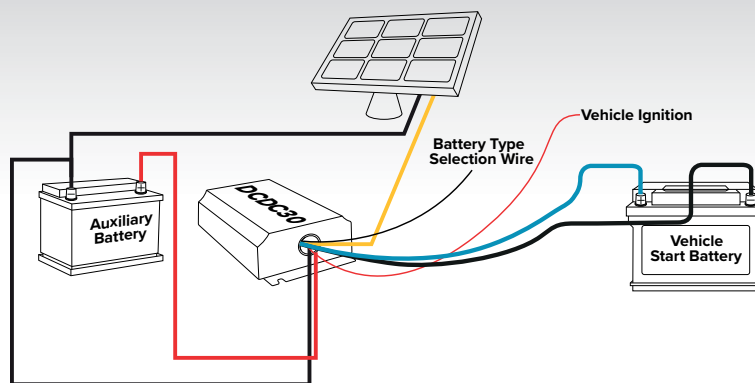
12V
30A
2 YEAR
GUARANTEE*

A DCBC30

30A 12V DC to DC Battery Charger

DC to DC battery charger ideal for charging an auxiliary battery in vehicles such as camper vans and caravans. Will charge your second battery whilst driving and will be linked to the ignition switch to avoid draining your main battery (requires hard wiring). Designed for use with batteries including VRLA (Lead Acid), GEL, AGM/EFB and Leisure on 12V systems. Can be used in conjunction with a solar panel when the vehicle is switched off. Protected against short circuits, open circuits, output reverse polarity, overcharging, over-current and overheating. Rated at IP65 water resistance.

Input:	11.5V - 15.5V
Output:	13.3V - 16V
Output Charge:	30A DC
Battery Range:	60-300Ah (2000 CCA)
Cable Length:	270mm
Weight:	1.3kg
IP Rating:	IP65
Solar Input (Optional):	3-Stage (Max. Solar Input: 25V/400W)
Working Temperature Range:	-10 to +90°C



B



12V/24V
25A/12.5A
BSU

13A 230V
2 YEAR
GUARANTEE*

B BSCU25

25A 12V/24V Battery Support Unit & Charger

High frequency inverter type unit designed to both charge a battery and provide support for the battery during prolonged electronic diagnostic checks. Charge cycle has nine profiles designed to optimise the condition of the battery and the speed of the charge. Designed for use with vehicle batteries including VRLA (Lead Acid), GEL, AGM/EFB and Leisure on 12V and 24V systems. Temperature sensor allows accurate charging of battery, even when cold. Safety circuitry prevents sparks or polarity reversal. Once fully charged, battery may be left connected to be automatically conditioned and maintained.

Type:	9-Cycle with Support
Supply:	230V
Output:	12V/24V
Output Charge:	12V - 25A, 24V - 12.5A
Battery Support Mode:	13.5V DC - 20A
Battery Range:	12V - 75-500Ah, 24V - 45-250Ah
Plug Type:	3-Pin
Power Supply Cable Length:	1.8m
Cable & Clamp Length:	1.7m

C



2 YEAR
GUARANTEE*
12V
100A

BSU
BSU
13A 230V

C BSCU170

100A 12V Schumacher® Battery Support Unit & Charger

Fully automatic microprocessor controlled unit designed to both charge a battery and provide support for the battery during prolonged electronic diagnostic checks. Up to 100A power supply maintains stable voltage under varying loads during major vehicle ECU reprogramming and diagnostic work. Voltage settings between 13-14.8V for programming. 5m Heavy-duty cable, clamps and Anderson plug. Recovery/Desulphation mode will recover a discharged battery (>2V) to almost 100% of its original capacity. 70A continuous output current or up to 100A maximum for up to three minutes as required. Patent-Pending "thermal runaway" protection and algorithms allow fast and safe charging. Designed for use with vehicle batteries including VRLA (Lead Acid), GEL, AGM/EFB and Leisure on 12V systems. Dual temperature controlled cooling fans. Once fully charged, battery may be left connected to be automatically conditioned and maintained. Mounting brackets for installation on vehicle lifts. Durable aluminium case.

Supply:	230V
Output:	12V
Output Charge:	12V - 4A/20A/70A
Battery Support Mode:	100A - 3 minutes maximum 70A continuous (13 - 14.8V selectable)
Battery Range:	5-1000Ah
Plug Type:	3-Pin
Power Supply Cable Length:	2.6m
Cable & Clamp Length:	3m



A-C SEE BELOW

Battery Chargers

Compact VRLA (Lead Acid) battery chargers suitable for home and light workshop use. Easy-to-read ammeter to indicate the level of battery charge. Also features overheating, short and reverse polarity protection. Composite housing with carry handle. Model No. DSBC8 includes 6/12V and low/high power selection.

	A	B	C
Model No:	DSBC4	DSBC6	DSBC8
Supply:	230V	230V	230V
Output:	12V	12V	6/12V
Peak Output Charge:	4A	6A	8A
Effective Output Charge:	2.8A	4.2A	5.6A
Battery Range:	12-48Ah	20-80Ah	9-112Ah
Plug Type:	3-Pin	3-Pin	3-Pin
Power Supply Cable Length:	1.8m	1.8m	1.8m
Cable & Clamp Length:	1.8m	1.8m	1.8m



All units are fitted with an ammeter. Model No. DSBC8 features 6/12V and low/high power selection.



D-E SEE BELOW

6/12V Auto Maintenance Chargers

Compact 6/12V battery chargers perfect for automotive, motorcycle and marine workshops. Suitable for charging a variety of batteries, charger reacts continuously to battery condition and delivers the optimum charge rate that is required. Constantly regulated voltage patterns allow the battery to be recharged fully and safely without fear of overcharging. Designed for use with vehicle batteries including VRLA (Lead Acid), GEL and AGM/EFB on 6V and 12V systems.

Model No:	Output:	Banks:	Output Charge (Each Bank):	Plug Type:	Power Supply Cable Length:	Cable & Clamp Length:
D MBC250	6/12V	2	5A	3-Pin	1.8m	2m
E MBC420	6/12V	4	2A	3-Pin	1.8m	2m

F NEW
12V



F BCC2
12V Ring Terminal Battery Indicator Cable

12V Ring terminal battery indicator cable. 3 LED coloured indicators showing battery status. SAE "quick" connector plug with protective cap end. 15A Replaceable in-line fuse. Cable length 70cm. For use with our AUTOCHARGE, MBC and SPI range of 12V chargers.



G
12V



G BCC1
12V Battery Charger Extension Cable 3m SAE Connector Plugs

3m Battery charger extension cable. SAE "quick" connector plugs with protective cap ends. Ideal for providing longer reach from charger to vehicle batteries. For use with our AUTOCHARGE, MBC and SPI range of 12V chargers.

NEW





A-D SEE BELOW
12V Automatic Battery Chargers & Maintainers

Fully automatic 12V 3-stage battery chargers, designed for charging and maintaining a variety of vehicle batteries including VRLA (Lead Acid), GEL, AGM/EFB and Leisure on 12V systems. Fitted with auto-shut-off maintenance function. Zero volt battery charging, enabling recovery and charging of a completely discharged battery (providing any load removed from the rechargeable battery). Features battery desulphation repair function, reverse polarity, short circuit, over temperature, over voltage and overcharging protection. Easy-to-read LED indicators display power status and charging stages.



2 YEAR GUARANTEE*

	A	B	C	D
Model No	SBC4	SBC6	SBC8	SBC15
Output:	12V	12V	12V	12V
Output Charge:	4A	6A	8A	15A
Battery Range:	40-80Ah	40-100Ah	40-120Ah	40-200Ah
Plug Type:	3-Pin	3-Pin	3-Pin	3-Pin
Power Supply Cable Length:	1m	1m	1m	1m
Cable & Clamp Length:	1m	1m	1m	1m
Supply:	230V	230V	230V	230V
IP Rating:	IP33	IP33	IP33	IP33



E-I SEE BELOW
Compact Auto Smart Chargers

Dual voltage smart trickle chargers/maintainers ensure that the battery is kept fully charged and ready-to-use for extended periods of time. Clear, easy-to-read LED status lights on **E** & **F** indicate the current charging or 'float' mode. Digital display on models with 4A output charge and above indicates the percentage charging level and the output current of the charger. Heavy-duty case with simple controls. Designed for use with vehicle batteries including VRLA (Lead Acid), GEL, AGM/EFB, Leisure and Lithium (not **E**) on 6V, 12V and 24V systems. Features reverse polarity protection. Supplied with SAE "quick" connectors on leads and battery terminal eyelets (excluding **I**).



2 YEAR GUARANTEE*

	E	F	G	H	I
Model No:	AUTOCHARGE100HF	AUTOCHARGE200HF	AUTOCHARGE400HF	AUTOCHARGE650HF	AUTOCHARGE1200HF
Supply:	230V	230V	230V	230V	230V
Output:	6/12V	6/12V	6/12V	6/12V	12/24V
Output Charge:	1A	2A	4A	6.5A	12A
Battery Range:	0.8-14A	1.3-60A	0.8-120A	1.3-200A	1.3-400A
Plug Type:	3-Pin	3-Pin	3-Pin	3-Pin	3-Pin
Power Supply Cable Length:	n/a	1.5m	1.5m	1.5m	1.5m
Cable & Clamp Length:	1m	1m	1m	1m	1m
IP Rating:	IP20	IP65	IP65	IP65	IP20

A-C SEE BELOW

Automatic Battery Chargers & Maintainers

Fully automatic 7-stage battery chargers, designed for charging and maintaining a variety of vehicle batteries including VRLA (Lead Acid), GEL, AGM/EFB and Leisure on 6V, 12V and 24V systems with auto chemistry selection. Zero volt battery charging, enabling recovery and charging of a completely discharged battery. Reverse polarity, short circuit, over temperature and over charging protection on all three models, plus unique retractable hanging hook, and cable management system, which allows the clips to be stored neatly away when not in use.



A-C



Integral Storage

Clever cable management system which allows the crocodile clips to be neatly stored away when not in use.

	A	B	C
Model No:	SPBC8	SPBC12	SPBC16
Supply:	230V	230V	230V
Output:	6/12/24V	6/12/24V	6/12/24V
Output Charge:	8A @ 6/12V (4A @ 24V)	12A @ 6/12V (6A @ 24V)	16A @ 6/12V (8A @ 24V)
Battery Range:	40-100Ah	40-160Ah	40-200Ah
Plug Type:	3-Pin	3-Pin	3-Pin
Power Supply Cable Length:	1.2m	1.2m	1.2m
Cable & Clamp Length:	1.2m	1.2m	1.2m
IP Rating:	IP33	IP33	IP33

D-E SEE BELOW

Fully Automatic Battery Chargers & Maintainers

Fully automatic multi-cycle and multi-voltage chargers designed for a variety of batteries including VRLA (Lead Acid), GEL, AGM/EFB, Leisure and Lithium on 6V, 12V and 24V systems. Zero volt battery charging, enabling recovery and charging of a completely discharged battery. Additional battery support function. Features reverse polarity, short circuit, over temperature and over charging protection on both models.



	D	E
Model No:	SPBC30	SPBC40
Supply:	230V	230V
Output:	6/12/24V	6/12/24V
Output Charge:	30A @ 6/12V (16A @ 24V)	40A @ 6/12V (21A @ 24V)
Battery Range:	60-300Ah	80-400Ah
Battery Support Mode:	13.5V DC-30A	13.5V DC-40A
Plug Type:	3-Pin	3-Pin
Power Supply Cable Length:	1.8m	1.8m
Cable & Clamp Length:	2m	2m
IP Rating:	IP20	IP20
Dimensions:	210 x 76 x 225mm	202 x 76 x 282mm





Suitable for all these vehicles:



A-G SEE BELOW
Intelligent Battery Chargers

Fully automatic microprocessor controlled dual voltage battery chargers and maintainers, featuring patented Speed Charge technology. These models can charge the battery up to 3 times faster than conventional chargers without causing damage. Heavy-duty sturdy case with no-nonsense controls and LED status indicators. Designed for use with vehicle batteries including VRLA (Lead Acid), GEL, AGM/EFB and Leisure. Model No. SPI3S, also suitable for Lithium batteries. Fully automatic float mode ensures the battery is kept fully charged, maintained and ready-to-use.

	A	B	C	D	E	F	G
Model No:	SPHS	SPI2S	SPI3S	SPI6S	SPI10S	SPI15S	SPI1224S
Output:	6/12V	6/12V	12V	12V	12V	12V	12/24V
Output Charge:	1A	2A	3A	6A	10A	15A	15A/10A
Battery Range:	12-35Ah(12V)	12-35Ah(12V)	12-59Ah LiFePO4 3-50Ah	6-130Ah	10-230Ah	15-230Ah	40-230Ah
Plug Type:	3-Pin	3-Pin	3-Pin	3-Pin	3-Pin	3-Pin	3-Pin
Power Supply Cable Length:	2m	2m	2m	2m	2m	2m	2m
Cable & Clamp Length:	2m	2m	2m	2m	2m	2m	2m
Supply:	230V	230V	230V	230V	230V	230V	230V
IP Rating:	IP54	IP54	IP64	IP20	IP20	IP20	IP20

H NEW



15A

6V/12V



H SUPERBOOST150D

6/12V 150A Starter/15A Automatic Battery Charger & Maintainer

Automatic battery charger and starter, designed for charging, maintaining, and boosting a variety of VRLA (Lead Acid), GEL, AGM/EFB, Leisure and Lithium on 6V and 12V systems. Intuitive digital display and 150A peak engine start function, makes this unit ideal for every workshop. Features overcharge, short circuit, and reverse polarity protection. Dedicated charging programs with fully automated charging algorithms. Fast charge program for larger batteries. Automatic boost/engine start function once 12V mode is selected and battery voltage is over 4V. Portable design with carry handle and cable management system which allows the clips to be stored neatly away when not in use.

Output:	6/12V
Output Charge:	2A@6V, 2A(L)/15A(H)@12V (15A LiFePO4)
Start Current:	12V - 75A @ 7V (Peak 150A)
Battery Range:	30-300Ah
Plug Type:	3-Pin
Power Supply Cable Length:	1.3m
Cable & Clamp Length:	1.2m
Supply:	230V
Weight:	4.43kg
IP Rating:	IP20

A-F

12V/24V



A-F SEE BELOW

12/24V Battery Chargers

Steel case with carry handle, these single phase chargers feature plenty of ventilation to help maintain low transformer temperatures. A large ammeter displays rate of charge and a dash-mounted fuse provides polarity protection in the event that clips are connected incorrectly. Rocker switches control variable output to the battery to maintain peak condition. Suitable for regular and low maintenance batteries.

	A	B	C	D	E	F
Model No:	CHARGE106	CHARGE107	CHARGE110	CHARGE112	CHARGE115	CHARGE124
Output:	12/24V	12/24V	12/24V	12/24V	12/24V	12/24V
Output Charge Peak(EN):	8A(6A)	11A(7A)	14A(10A)	16A(12A)	19A(15A)	28A(24A)
Battery Range:	10-95Ah	20-105Ah	20-120Ah	20-180Ah	20-250Ah	25-320Ah
Input Charge:	0.4A	0.7A	0.9A	0.9A	0.4A	0.3A
Charging Rates:	2	2	2	2	2	2
Supply:	230V	230V	230V	230V	230V	230V
Plug Type:	3-Pin	3-Pin	3-Pin	3-Pin	3-Pin	3-Pin
Power Supply Cable Length:	2m	2m	2m	2m	2m	2m
Cable & Clamp Length:	2m	2m	2m	2m	2m	2m
Polarity Protection:	Fuse (1x 15A)	Fuse (1x 15A)	Fuse (1x 20A)	Fuse (1x 30A)	Fuse (1x 30A)	Fuse (1x 40A)
Fuse:	SBF1550 (Pack of 50)	SBF1550 (Pack of 50)	SBF2050 (Pack of 50)	MF3010 (Pack of 10)	MF3010 (Pack of 10)	MF4010 (Pack of 10)

G-J

12V/24V



G-J SEE BELOW

12/24V SuperBoost Starter/Chargers

Combination units capable of both charging batteries and providing boost power to help start vehicles with flat batteries. Models feature easy-to-read ammeters and illuminated power switches. All models have dual output (12 and 24V) and circuitry is protected by a panel mounted fuse. Model No's SUPERBOOST140 and SUPERBOOST160 are suitable for fleet operators running cars and van derivatives. Model No's SUPERBOOST180 and SUPERBOOST200 are suitable for heavier garage use for engines up to 3L capacity. Built-in polarity protection.

	G	H	I	J
Model No:	SUPERBOOST140	SUPERBOOST160	SUPERBOOST180	SUPERBOOST200
Output:	12/24V	12/24V	12/24V	12/24V
Output Charge Peak(EN):	21A(14A)	30A(20A)	40A(25A)	45A(30A)
Output Start Peak(EN):	140A(80A)	160A(110A)	180A(120A)	200A(180A)
Battery Range:	15-240Ah	15-300Ah	20-400Ah	30-500Ah
Input Charge:	2.7A	3.5A	4.5A	5.4A
Input Start:	11A	12.5A	15.5A	19.5A
Charging Rates:	3	3	3	3
Supply:	230V	230V	230V - 16A Supply	230V - 16A Supply
Plug Type:	3-Pin	3-Pin	Bare Wire	Bare Wire
Power Supply Cable Length:	2m	2m	2m	2m
Cable & Clamp Length:	2m	2m	2m	2m
Polarity Protection:	Fuse (1x 15A)	Fuse (1x 80A)	Fuse (1x 80A)	Fuse (1x 110A)
Fuse:	START180.F20 (Pack of 20) START180.F (Single)	120/802260 (Pack of 20) 120/122351 (Single)	120/802260 (Pack of 20) 120/122351 (Single)	START360.F10 (Pack of 10) START360.F (Single)

A-E SEE BELOW

12/24V Starter/Chargers

Heavy-duty starter/chargers for professional garages, workshops or bodyshops. The START range caters for all requirements from cars right up to light commercial vehicles. Designed for use with vehicle batteries including VRLA (Lead Acid) and GEL on 12V and 24V systems. Model No's START560, START660 and START800 feature a fast-charge timer device to enable rapid battery recovery with reduced risk of boiling the battery. All models have large wheels for easy mobility and feature analogue ammeters and switchable charge circuitry for accurate charge control.



	A	B	C	D	E
Model No:	START320	START420	START560	START660	START800
Output:	12/24V	12/24V	12/24V	12/24V	12/24V
Output Charge Peak(EN):	45A(30A)	60A(40A)	95A(65A)	100A(70A)	110A(75A)
Output Start Peak(EN)*:	320A(220A)	420A(280A)	560A(360A)	660A(400A)	800A(640A)
Battery Range:	30-500Ah	30-700Ah	50-1000Ah	50-1200Ah	20-1200Ah
Input Charge:	5A	6.5A	11.5A	12.5A	4A
Input Start:	20A	22A	44A	46A	28A
Charging Rates:	3	3	6	6	8
Fast-Charge Timer:	✗	✗	✓	✓	✓
Supply:	230V - 16A Supply	230V - 16A Supply	230V - 32A Supply	230V - 32A Supply	400V 3ph - 32A Supply
Plug Type:	Bare Wire	Bare Wire	Bare Wire	Bare Wire	Bare Wire
Power Supply Cable Length:	2m	2m	2m	2m	2m
Cable & Clamp Length:	2.1m	2.1m	2.1m	2.1m	2.1m
Polarity Protection:	Fuse (1x 110A)	Fuse (1x 110A)	Fuse (2x 110A)	Fuse (2x 110A)	Fuse (3x 110A)
Fuse:	START360.F10 (Pack of 10) START360.F (Single)	START360.F10 (Pack of 10) START360.F (Single)	START360.F10 (Pack of 10) START360.F (Single)	START360.F10 (Pack of 10) START360.F (Single)	START360.F10 (Pack of 10) START360.F (Single)

*Performance dependent on connection to an adequate, good clean electric supply.

**A-E SEE BELOW****12/24V SUPERSTART Starter/Chargers**

Heavy-duty professional starter/chargers, designed for use with vehicle batteries including VRLA (Lead Acid), GEL and Leisure on 12V and 24V systems. All SUPERSTART models are fitted with a heavy-duty transformer, flush mounted digital ammeter and variable charge rate controls. Where larger vehicles are concerned, we recommend Model No's SUPERSTART550 and SUPERSTART650, which feature a fast-charge timer device to enable rapid battery recovery with a reduced risk of boiling the battery. Quick-charge facility allows the maximum charge output to be utilised for up to one hour, after which it is automatically cut-off.

	A	B	C	D	E
Model No:	SUPERSTART300	SUPERSTART400	SUPERSTART500	SUPERSTART550	SUPERSTART650
Output:	12/24V	12/24V	12/24V	12/24V	12/24V
Output Charge Peak(EN):	45A(30A)	60A(40A)	75A(50A)	90A(70A)	100A(80A)
Output Start Peak(EN)*:	300A(200A)	400A(300A)	500A(350A)	550A(400A)	650A(450A)
Battery Range:	30-350Ah	30-450Ah	30-550Ah	30-650Ah	30-750Ah
Input Charge:	1.5kW - 6.5A	1.5kW - 6.5A	1.5kW - 7A	2kW - 8.5A	2.3kW - 10A
Input Start:	5kW - 21A	6kW - 26A	10kW - 43A	10.5kW - 46A	11kW - 50A
Charging Rates:	4	4	4	5	5
Fast-Charge Timer:	✗	✗	✗	✓	✓
Supply:	230V - 16A Supply	230V - 16A Supply	230V - 32A Supply	230V - 32A Supply	230V - 32A Supply
Plug Type:	Bare Wire	Bare Wire	Bare Wire	Bare Wire	Bare Wire
Power Supply Cable Length:	1.7m	1.7m	1.7m	1.7m	1.7m
Cable & Clamp Length:	2m	2m	2m	2m	2m
Polarity Protection:	Fuse (1 x 80A)	Fuse (2 x 80A)	Fuse (2 x 80A)	Fuse (3 x 100A)	Fuse (3 x 100A)
Fuse:	120/802260 (Pack of 20) 120/122351 (Single)	120/802260 (Pack of 20) 120/122351 (Single)	120/802260 (Pack of 20) 120/122351 (Single)	120/802260 (Pack of 20) 120/122351 (Single)	120/802260 (Pack of 20) 120/122351 (Single)

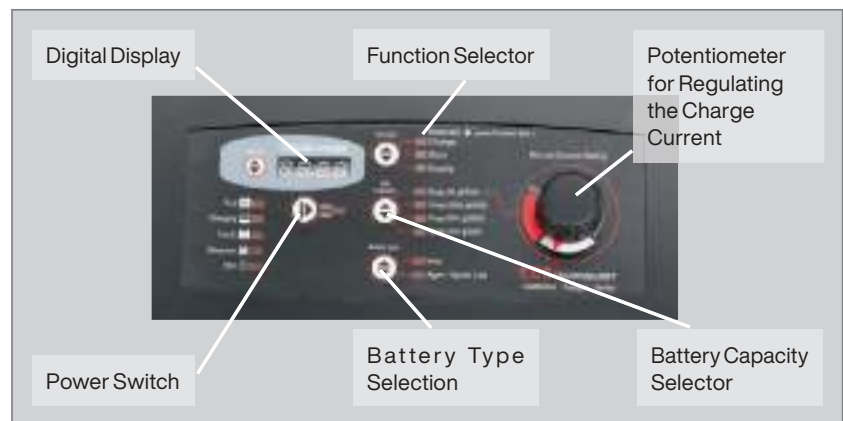
*Performance dependent on connection to an adequate, good clean electric supply.



A-D SEE BELOW

12/24V Electronic Starter/Chargers/Maintainers

Fully electronic, microprocessor controlled smart battery starter/chargers designed to meet the requirements of modern battery technology. Designed for use with vehicle batteries including VRLA (Lead Acid), GEL, AGM/EFB and Leisure on 12V and 24V systems. Features up to ten analysis and charge phases, including trickle/maintenance. Instant visual check of battery condition, charge current, voltage and charging rate via LED read-out. Stabilised charging current allows improved charging efficiency and reduced charging times using ECS (Electronic Control Systems) technology. Includes circuitry to provide surge and spike protection during charging and starting, preventing damage to vital systems such as ABS, airbag sensors, ignition and music systems. Features power supply mode, providing support for the battery to prevent it from being drained during prolonged electronic diagnostic checks and software updates.



	A	B	C	D
Model No:	ECS300	ECS350	ECS400	ECS650
Output:	12/24V	12/24V	12/24V	12/24V
Output Charge Peak(EN):	45A(30A)	60A(40A)	75A(50A)	100A(70A)
Output Start Peak(EN)*:	300A(200A)	350A(250A)	400A(300A)	650A(450A)
Battery Range:	4-350Ah	4-450Ah	4-550Ah	4-700Ah
Input Charge:	1kW - 4A	1.1kW - 5A	1.5kW - 6.5A	2kW - 8.5A
Input Start:	5kW - 21A	6kW - 26A	10kW - 43A	12kW - 52A
Charging Rates:	3 x Preset + 1 x Variable to Maximum Current	3 x Preset + 1 x Variable to Maximum Current	3 x Preset + 1 x Variable to Maximum Current	3 x Preset + 1 x Variable to Maximum Current
Supply:	230V - 16A Supply	230V - 16A Supply	230V - 32A Supply	230V - 32A Supply
Plug Type:	Bare Wire	Bare Wire	Bare Wire	Bare Wire
Power Supply Cable Length:	1.6m	1.6m	1.6m	1.6m
Cable & Clamp Length:	2m	2m	2m	2m
BSU Support:	20A - 13.5V	25A - 13.5V	30A - 13.5V	40A - 13.5V
Polarity Protection:	Fuse (1 x 80A)	Fuse (2 x 80A)	Fuse (2 x 100A)	Fuse (3 x 100A)
Fuse:	120/802260 (Pack of 20) 120/122351 (Single)	120/802260 (Pack of 20) 120/122351 (Single)	120/802131 (Pack of 20) 120/122452 (Single)	120/802131 (Pack of 20) 120/122452 (Single)

*Performance dependent on connection to an adequate, good clean electric supply.

ELECTRO

START

BATTERYLESS STARTING

- ✓ Small enough to fit in glove box.
- ✓ Lightweight.
- ✓ No internal battery means no storage or maintenance issues.
- ✓ No need to keep charged.
- ✓ Patented technology.



1 E/START draws power from flat battery.



2 E/START is fully charged in a matter of minutes.



3 E/START pushes power back to the battery to start vehicle.

2 YEAR
GUARANTEE*

PATENTED
TECHNOLOGY



A-C SEE BELOW

ElectroStart® Batteryless Jump Starters

Vehicle jump starting made easy with innovative technology, which unlike traditional boosters does not require an internal battery. Simply connect to a flat vehicle battery and the unit will draw power from it and energise itself fully in a matter of minutes. It then pushes full power safely back through the starting system, jump starting the vehicle. If the vehicle battery is faulty or is holding less than 5 volts the ElectroStart® can be pre-charged via another vehicle's battery, a Micro USB charging cable (not included) or the 12V accessory lead. No internal battery means no storage issues. Compact and lightweight for easier handling and storage, yet still delivers the same result as heavy, bulky, lead acid battery equivalents. Ideal for both professional mechanics and home use.



A

12V



B

12V



C

12V



D



D E/START2A 2A 15V ElectroStart® Smart Charger Adaptor

Dual purpose smart charger for use with our range of E/START digital models. Will fully charge the unit within 5 minutes. Converts any compatible E/START unit into a 12V battery charger.

	A	B	C
Model No:	E/START800	E/START100	E/START1600
Output:	12V	12V	12V
Output Start Peak(EN):	800A(400A)	1100A(550A)	1600A(800A)

Output:	15V/2A
Supply:	230V
Applications:	E/START800, E/START100, E/START1600



A-C SEE BELOW

RoadStart® Lithium Jump Starter Power Packs

Easily fit in a glove box or backpack and benefits from being compact and lightweight. Powered by lithium-ion technology and fully protected against short circuit, overload and reverse polarity. USB ports (see table below) for charging electronic devices and integral LED flashlight. Waterproof to IP66 or IP67, depending on model.



D-F SEE BELOW

Lithium Jump Starter Power Packs

All units are powered by lithium-ion technology and fully protected against reverse charging and overload. Easily fit in a glove box or backpack and benefit from being compact, lightweight units which provide high amperage output. Lithium-ion batteries have numerous advantages over lead acid, including a flat discharge curve. This ensures a greater and extended performance and holds the charge for up to five times longer with high energy density levels giving more battery power per gram. Includes an integral worklight for use at night. All units fitted with two USB outlets, which can also supply several full charges for smartphones or one full charge for your tablet/laptop.



	A	B	C	D	E	F
Model No:	RS600	RS800	RS1200	SL65S	SL67S	SL69S
Capacity:	7.2Ah @ 3.7V or 10Ah @ 3.7V or 2.5Ah @ 14.8V	16Ah @ 3.7V or 4Ah @ 14.8V	8Ah @ 3.7V or 4Ah @ 14.8V	8Ah @ 3.2V, 2Ah @ 12.8V	10Ah @ 3.2V, 2.5Ah @ 12.8V	15Ah @ 3.2V, 3.75Ah @ 12.8V
Voltage:	12V	12V	12V	12V	12V	12V
Auxiliary Output:	USB (x1) - 5V/2.1A	USB (x1) - 5V/2.1A	USB (x2) both - 5V/3A, 9V/2A, 12V/1.5A	USB (x2) - 5V/2.1A, 5V/1A	USB (x2) - 5V/2.4A, 5V/Quickcharge 3.0	USB (x2) - 5V/2.4A, 5V/Quickcharge 3.0
Cable & Clamp Length:	385mm	385mm	385mm	430mm	440mm	440mm
Maximum Starting Capacity:	4L Petrol/2.5L Diesel	6L Petrol/4L Diesel	8L Petrol/6L Diesel	2L Petrol/1.6L Diesel	4L Petrol/2L Diesel	6L Petrol/3L Diesel
Maximum Current:	600A Peak, 300A Cranking	800A Peak, 400A Cranking	1200A Peak, 600A Cranking	600A Peak, 300A Cranking	800A Peak, 400A Cranking	1000A Peak, 500A Cranking
Weight:	0.36kg	0.45kg	0.70kg	0.74kg	0.59kg	0.77kg
Size (W x D x H):	85 x 27 x 140mm	88 x 33 x 158mm	100 x 45 x 185mm	81 x 26 x 128mm	84 x 34 x 173mm	95 x 40 x 185mm

RoadStart® Emergency Jump Starters

These devices can be carried as easily as a briefcase, yet deliver enough power to start up to 30 vehicles, dependent on specification and size of engine. The strength of these products lies in the choice and development of the integral battery. The batteries are selected for their cyclic efficiency - their ability to accept, store and release charge time after time and our battery program is among the best on the market.

RoadStart® units may also be used to power 12V DC items such as lighting or tools, using the integral vehicle accessory socket. The RoadStart® units can also be used to retain the memory codes on car radios and alarms whilst the main battery is disconnected.

A 900 Peak Amps 12V

2.0L
3.0L

B 900 Peak Amps Integral Compressor 12V 60psi

Model No. RS132 features an integral air compressor with pressure gauge.

B 900 Peak Amps Integral Compressor 12V 60psi

2.0L
3.0L

C 900 Peak Amps 12V

2.0L
3.0L

D 900 Peak Amps Integral Compressor 12V 60psi

Model No. RS132HV features an integral air compressor with pressure gauge.

D 900 Peak Amps Integral Compressor 12V 60psi

2.0L
3.0L

A-D SEE BELOW

900A 12V RoadStart® Emergency Jump Starters

Composite case with moulded rubber protection, integral battery cable storage and carry handle. LED Battery condition, polarity check, with audible warning if polarity is reversed, and charge indicators. Features independent on/off switch which allows the positive clamp to be connected without the risk of sparking and an integral LED worklight for use at night. Model No's RS132 and RS132HV feature integral air compressor with pressure gauge for accurately topping/pumping up tyres. Fitted with two 12V power sockets that will accept any 12V device fitted with a vehicle accessory socket plug and a 5V/2.1A USB outlet for phones and tablets. Supplied with mains charger.

	A	B	C	D
Model No:	RS131	RS132	RS1312HV	RS1322HV
Cold Cranking Amps:	400A	400A	400A	400A
Peak Amps:	900A	900A	900A	900A
Voltage:	12V	12V	12V	12V
Auxiliary Output:	1 x USB - 5V/1A, 2 x 12V Port	1 x USB - 5V/1A, 2 x 12V Port	1 x USB - 5V/1A, 2 x 12V Port	1 x USB - 5V/1A, 2 x 12V Port
Cable & Clamp Length:	720mm	720mm	720mm	725mm
Integral Air Compressor:	✗	✓	✗	✓
Maximum Pressure:	n/a	60psi	n/a	60psi
Weight:	6.60kg	6.75kg	6.60kg	6.75kg



A



A 12V

2.0L
2.0L

1000 Peak Amps



B 12V

3.0L
3.5L

1600 Peak Amps

B RS102
1600A 12V RoadStart®
Emergency Jump Starter

Composite case with integral battery clip storage hoods and carry handle. LED Battery condition and charge indicators. Test cycle button gives true battery indication. 230V Charger with automatic power cut-off prevents damage to battery whilst charging from the mains. Fitted with 12V power socket that will accept any 12V device with a vehicle accessory socket plug. Supplied with mains charger.



C 12V/24V

3000 Peak Amps

3.0L

24V Ratings only

4.0L 8.0L

12V Ratings only

C RS125
3000/1500A 12V/24V
RoadStart® Emergency Jump Starter

Composite case with battery clip storage lugs and carry handle. Easy-to-read, colour-coded analogue gauge measures battery condition and charge indicator. Audible warning system for polarity protection. Positive cable fitted with protection against reverse charging from the vehicle. Test cycle button gives true battery indication. 230V Charger with automatic power cut-off prevents damage to battery whilst charging from the mains. Fitted with a power socket that will accept any 12V device with a vehicle accessory socket plug. Supplied with mains charger.



D 12V

3.5L

5.0L

3200 Peak Amps

D RS103
3200A 12V RoadStart®
Emergency Jump Starter

Composite case with integral battery clip storage and carry handle. Suitable for starting vehicles with 8-cylinder petrol engines up to 5L and 6-cylinder diesel engines up to 3.5L. Two batteries connected in parallel give high peak and cranking currents. LED Battery condition indicators. Fitted with 12V power socket that will accept any 12V device with a vehicle accessory socket plug. Supplied with mains charger.



E 12V/24V

3200 Peak Amps

3.0L

24V Ratings only

4.8L 6.0L

12V Ratings only

E RS105
3200/1600A 12/24V
RoadStart® Emergency Jump Starter

Composite case with integral battery clip storage and carry handle. Two batteries, connected in either parallel or series to suit the output voltage, give high peak and cranking currents. Fitted with low voltage switch for use when on 24V system recharge, connecting unit to battery producing less than 1V. LED Battery condition indicators. Test button gives indication of battery condition. Fitted with 12V power socket that will accept any 12V device with a vehicle accessory socket plug. Supplied with mains charger.



C

	A	B	C	D	E
Model No:	RS1	RS102	RS125	RS103	RS105
Cold Cranking Amps:	300A	600A	12V-1200A, 24V-600A	1000A	12V-1000A, 24V-500A
Peak Amps:	1000A	1600A	12V-3000A, 24V-1500A	3200A	12V-3200A, 24V-1600A
Voltage:	12V	12V	12V or 24V Switchable	12V	12V or 24V Switchable
Auxiliary Output:	12V	12V	12V	12V	12V
Cable & Clamp Length:	0.5m	1m	1m	1.8m	1.8m
Weight:	7.68kg	9kg	15kg	17kg	18.2kg



F

F RS10AUA
15V 1A Universal Adaptor
Universal adaptor 1A 15V 15W Max.

A



12V/24V

1200 Peak Amps

Lithium RECHARGEABLE



12V Ratings only



24V Ratings only

A SL32S

1200/600A 12/24V Jump Starter Power Pack Lithium-ion Phosphate (LiFePo4)

Fully protected against reverse charging and overload. Compact, lightweight unit that also provides high amperage output. Includes an integral 3W worklight for use at night. Capable of supplying up to ten full charges for smartphones and MP3 players or one full charge for your tablet/computer. Includes a 12V port to be used with accessory socket adaptor supplied and three mobile phone or tablet charging cables. The unit can act as a memory saver during vehicle diagnostics (also requires Model No. VS2073, for details see page 468).

Starting Current:	12V-600A, 24V-300A
Voltage:	12V or 24V Switchable
Auxiliary Output:	USB (5V/1A & 5V/2A), 12V Port
Cable & Clamp Length:	565mm Cable (Clamp-135mm), USB Cable: 227mm
Maximum Starting Capacity:	12V; 5L Petrol/3.5L Diesel, 24V; 3L
Peak Amps:	12V-1200A, 24V-600A
Light Output:	3W
Weight:	2.7kg
Size (W x D x H):	292 x 79 x 233mm



B 12V

900 Peak Amps



C 12V

1400 Peak Amps



B



B-C SEE BELOW

RoadStart® Compact Jump Starters

All units feature high output sealed AGM battery with clamp storage and rope carry handle. Suitable for starting petrol and diesel engines. Front panel includes an integral LED worklight. Reverse polarity and short circuit protection with audible warning. Mains charger with automatic power cut-off prevents damage to battery whilst charging. Inbuilt MOSFET circuit protection. Single 5V 2.4A USB output. Supplied with mains charger. Durable case protects units when stored.

	B	C
Model No:	RS1C	RS102C
Cold Cranking Amps:	130A	280A
Peak Amps:	900A	1400A
Voltage:	12V	12V
Auxiliary Output:	USB - 5V/2.4A	USB - 5V/2.4A
Cable & Clamp Length:	300mm	300mm
Weight:	2.33kg	3.5kg

B-C



Durable case protects units when stored.



A RS1B
1100A 12V
RoadStart® Emergency Jump Starter
 Composite case with integral battery clamp storage and carry handle. Suitable for starting vehicles with 4-cylinder petrol or diesel engines up to 2L. Front panel displays internal battery charge level and includes an integral LED worklight. Reverse polarity and short circuit protection with audible warning. Mains charger with automatic power cut-off prevents damage to battery whilst charging. Inbuilt MOSFET circuit protection. Fitted with two 12V power sockets that will accept any 12V device with a vehicle accessory socket plug and one 5V 2.4A USB output.



B RS102B
1500A 12V
RoadStart® Emergency Jump Starter
 Composite case with integral battery clamp storage and carry handle. Suitable for starting vehicles with 6-cylinder petrol engines up to 3.5L and 4-cylinder diesel engines up to 3L. Front panel displays internal battery charge level and includes an integral LED worklight. Reverse polarity and short circuit protection with audible warning. Mains charger with automatic power cut-off prevents damage to battery whilst charging. Inbuilt MOSFET circuit protection. Fitted with two 12V power sockets that will accept any 12V device with a vehicle accessory socket plug and one 5V 2.4A USB output.



C RS103B
2700A 12V
RoadStart® Emergency Jump Starter
 Composite case with integral battery clamp storage and carry handle. Suitable for starting vehicles with 8-cylinder petrol engines up to 5L and 6-cylinder diesel engines up to 3.5L. Front panel displays internal battery charge level and includes an integral LED worklight. Reverse polarity and short circuit protection with audible warning. Mains charger with automatic power cut-off prevents damage to battery whilst charging. Inbuilt MOSFET circuit protection. Fitted with two 12V power sockets that will accept any 12V device with a vehicle accessory socket plug and one 5V 2.4A USB output.



D RS105B
3100/1550A 12V/24V
RoadStart® Emergency Jump Starter
 Composite case with integral battery clamp storage and carry handle. Suitable for starting 12V vehicles with 8-cylinder petrol engines up to 6L and 8-cylinder diesel engines up to 4.8L. Also suitable for starting 24V vehicles with 6-cylinder diesel engines up to 3L. Front panel displays internal battery charge level and includes an integral LED worklight. Reverse polarity and short circuit protection with audible warning. Mains charger with automatic power cut-off prevents damage to battery whilst charging. Inbuilt MOSFET circuit protection. Fitted with two 12V power sockets that will accept any 12V device with a vehicle accessory socket plug.

	A	B	C	D
Model No:	RS1B	RS102B	RS103B	RS105B
Cold Cranking Amps:	280A	300A	560A	12V/24V - 600A/300A
Peak Amps:	1100A	1500A	2700A	12V/24V - 3100A/1550A
Voltage:	12V	12V	12V	12V/24V
Auxiliary Output:	USB - 5V/2.4A, 2 x 12V Port	USB - 5V/2.4A, 2 x 12V Port	USB - 5V/2.4A, 2 x 12V Port	2 x 12V Port
Cable & Clamp Length:	0.6m	0.6m	0.7m	0.7m
Weight:	6.7kg	7.8kg	12.3kg	14.5kg



175hp
Start Power

1700
Peak Amps



250hp
Start Power

2300
Peak Amps



500hp
Start Power

4600
Peak Amps

A PBI1812S
1700A 12V RoadStart® Emergency Jump Starter - DEKRA Approved

Professional grade, high output AGM battery specially formulated to jump start vehicles. Fully sealed battery enables the unit to be stored in any position. Features a lightweight, high-impact casing, which is durable and corrosion proof for easy portability. Battery status LEDs indicate to the user when the battery is at full power, 75% charge, 50% charge or less and when the unit needs to be recharged. A fusible link integrated in the output cable gives increased protection to the unit, while enabling fuse change without disassembly. On/off switch for safety and control. Features 12V accessory outlet including overload and short circuit protection.



	A	B	C
Model No:	PBI1812S	PBI2212GS	PBI424GS
Cold Cranking Amps:	323A	900A	1800/900A
Peak Amps:	1700A	2300A	4600A(12V)/2300A(24V)
Voltage:	12V	12V	12/24V
Auxiliary Output:	12V	1x 12V, 1x USB - 2.1A	1x 12V, 1x USB - 2.1A
Cable & Clamp Length:	0.6m	1.6m	1.7m
Weight:	7.2kg	9.5kg	17.5kg

B-C SEE BELOW
RoadStart® Emergency Jump Starters
DEKRA Approved

Manufactured with professional grade, high performance AGM battery, produced in the USA and specially formulated to jump start vehicles. Supplied with automatic maintenance chargers that feature patented microprocessor controlled speed charging, with thermal runaway protection. This means that unlike other booster packs, the unit can be left safely on charge continuously ensuring it is always ready for use. Fitted with an isolating rotary on/off switch and features a two-function digital display showing the internal battery level and the vehicle battery voltage. Fitted with a 12V accessory socket and a single USB port. The heavy-duty clamps are manufactured with a braided link between each jaw for maximum power transmission, whilst also being curved allowing easy access to awkward or hard-to-reach battery terminals. Audible warning system (AWS) to advise operator if the unit has been turned on for too long without being connected to a battery and for reverse polarity.



D NEW

12V/24V

1500hp
Start Power

6400
Peak Amps

2 YEAR
GUARANTEE*

D PRS6400
Premier 12/24V 6400A Wheeled
RoadStart® Jump Starter

High performance 66Ah AGM battery, specially formulated to jump-start up to 8-cylinder engines, 9.0L diesel and 12.0L petrol. Highly durable casing and totally portable thanks to a retractable handle and puncture proof wheels. Easy-to-read digital voltmeter. 0/12/24V Rotary switch for spark-free connection. Supplied with heavy-duty brass clamps with inbuilt short circuit protection fuse (in the + clamp). Reverse polarity alarm, both visual and audible. 12V Fused output socket can be used as a memory saver, as well as to power accessories such as mini compressors. Supplied with an automatic 12/24V 7A smart charger and maintainer. Made in Switzerland.


Cold Cranking Amps:	2500A(12V)/1250A(24V)
Peak Amps:	6400A(12V)/3200A(24V)
Auxiliary Output:	1x 12V
Cable & Clamp Length:	1.7m
Weight:	33.4kg (excluding charger unit)



Professional 'Anderson' plug connector.



Heavy-duty clamps with 35mm² 100% copper cable.



Robust easy-to-operate on/off switch.



Battery level indicator button.

A-C SEE BELOW
PowerStart Emergency Jump Starters

Among the heaviest duty jump starters currently available, the PowerStart range is designed for the professional technician. Housed in heavy steel cases, these units are rugged enough for the toughest environments and can be used on a wide variety of vehicle applications: Trucks, Buses, Coaches, Construction Machines and Vehicles, Towing and Rescue Vehicles, Recovery Vehicles, Airfield Support Vehicles, Light Aircraft, Marine, Farming and Forestry Vehicles. Designed and made in the EU, these jump starters offer serious performance for the professional user.

	A	B	C
Model No:	POWERSTART500	POWERSTART900	PSTART1000HD
Output Voltage:	12/24V	12/24V	12/24V
Maximum Engine Size:	500hp	900hp	1000hp
Peak Amps 12V:	4400A	5000A	7000A
Peak Amps 24V:	2200A	2500A	3500A
Cranking Current (20°C 5 Secs) 12V:	1700A	1900A	1900A
Cranking Current (20°C 5 Secs) 24V:	850A	950A	950A
Cold Cranking Current (-18°C 30secs) 12V:	700A	760A	800A
Cold Cranking Current (-18°C 30secs) 24V:	350A	380A	400A
Cable Section:	35mm ²	35mm ²	35mm ²
Cable & Clamp Length:	2m	2m	2m
Weight:	23.6kg	30.2kg	29.4kg

A

Copper/Aluminium



A SEE BELOW

Booster Cables

PVC Sheathed copper coated aluminium cables gives maximum power transfer yet remain flexible. Resistant to oil, grease and most acids. Insulated and oversized clamps with strong return springs help reduce the heating effect of power transfer. Supplied in reusable nylon bag with operating guidelines.

Model No:	Cable Section:	Length:	Capacity:
BC1630	16mm ²	3m	220A
BC2535	25mm ²	3.5m	350A
BC3545	35mm ²	4.5m	480A

B BC4050HD

600A Booster Cables - 40mm² x 5m

PVC Sheathed copper covered aluminium cable for minimum heating and maximum power transfer. Resistant to grease, oil and most acids. Heavy-duty clamps fitted with heavy insulating sleeves and strong clamp spring. Suitable for cars, light commercial, commercial, PSV, marine and agricultural applications. Supplied in tough storage case with operating guidelines.

Cable Section:	40mm ²
Length:	5m
Capacity:	600A

C BC/25/3.5

600A Copper Booster Cables - 25mm² x 3.5m

Quality PVC sheathed copper welding cable gives maximum power transfer yet remains flexible. Resistant to oil, grease and most acids. Insulated and oversized clamps with strong return springs help reduce the heating effect of power transfer. Supplied in reusable bag with operating guidelines.

Cable Section:	25mm ²
Length:	3.5m
Capacity:	600A

D BC25/5/HD

Heavy-Duty 600A Copper Booster Cables - 25mm² x 5m

Large, oversized clamps help prevent power loss through the heavy-duty 25mm² stranded copper cable. Cables resistant to grease, oil and most acids. Suitable for cars, light commercial, commercial, PSV, marine and agricultural applications. Suitable for professional users, with a proven reputation for quality and value.

Cable Section:	25mm ²
Length:	5m
Capacity:	600A

E SEE BELOW

Extra-Heavy-Duty Copper Booster Cables

PVC Sheathed copper welding cables for minimum heating and maximum power transfer. Resistant to grease, oil and most acids. Extra-heavy-duty brass clamps fitted with heavy insulating sleeves and strong clamp spring. Suitable for cars, light commercial, commercial, PSV, marine and agricultural applications. Patented clamps.

Model No:	Cable Section:	Length:	Capacity:
SBC/35/5/EHD	35mm ²	5m	750A
SBC50/6.5/EHD	50mm ²	6.5m	900A


B



HEAVY DUTY

Copper/Aluminium

C



Copper Cable

D



Copper Cable

HEAVY DUTY



E

Brass
ClampsEXTRA
HEAVY
DUTY

Copper Cable



A 12V or 24V

A SEE BELOW

Auto Electronics Protection Devices

Housed in tough composite case, these units are designed to prevent damaging voltage spikes and surges reaching delicate vehicle electronics. Clips across the battery terminals and permits processes such as welding and plasma cutting to be carried out without the danger of damaging the vehicle's onboard electronics. Fitting recommended before any routine workshop maintenance. Shows green light when operating correctly (Model No. PROSAF/12 only) and red light for fault.

Model No:	System Voltage:
PROSAF/12	12V
PROSAF/24	24V

D SEE BELOW

ProJump Booster Cables with Electronics Protection

Surge and spike protection, fitted in-line with heavy-duty booster cables. Clever traffic-light LEDs show when protection is in place and it is safe to proceed jump-starting.

Model No:	PROJ/12	PROJ/12/24
Voltage/Capacity:	12V/400A	12 & 24V/450A
Cable Section:	20mm ²	25mm ²
Length:	5m	7m



B-C Copper/Aluminium

D 12V or 24V
Copper Cable

B-C SEE BELOW

Booster Cables with Electronics Protection

PVC sheathed copper coated aluminium cables give maximum power transfer yet remain flexible. Resistant to oil, grease and most acids. Insulated heavy-duty clamps reduce the heating effect of power transfer. Features an LED display unit which shows the battery voltage and includes a reverse polarity indicator and alarm. In-line surge protector helps to prevent electrical spikes occurring. Additional features also include alternator charge check and battery condition check. Supplied in a storage case.

	B	C
Model No:	BC16403SR	BC25635SR
Cable Section:	16mm ²	25mm ²
Length:	3m	3.5m
Capacity:	400A	600A



TRAFFIC LIGHT SEQUENCE FOR PROJUMP BOOSTER CABLES

<p>Red LED STOP and disconnect clamps - polarity is reversed.</p>	<p>Amber LED Donor Battery is not in good condition and permanent damage may occur if you attempt to start a vehicle. Stop and change donor battery.</p>	<p>Green LED Clamps correctly connected. Battery being tested is in good condition. Proceed.</p>
--	---	---



E 12V



F 12V



G 12V

E-G SEE BELOW

Solar Power Panels

Amorphous solar panels convert daylight directly into 12V electricity. Suitable for maintaining charge in a wide range of batteries and power packs. Ideal for batteries stored in boats and caravans and for batteries in vehicles in long-term storage. IP44 Rating (non-waterproof). For use behind car windscreen or other protection. Supplied with battery clips and vehicle accessory socket plug (only suitable for vehicles with "permanent live" accessory socket).

	E	F	G
Model No:	SPP01	SPP02	SPP03
Output:	12V/1.5W	12V/2.4W	12V/4.8W
Dimensions:	350 x 125mm	370 x 210mm	440 x 345mm

Model No's SPP01 & SPP02 supplied with suction pad fixings.




H

H SPP01.A

Watertight Hardwired Terminal Connector for SPP01, SPP02 & SPP03

A battery terminal connection lead with in-line fuse unit and weatherproof cap to offer protection from water ingress when the connector is not in use. Can be left on the vehicle and simply connected to Model No's SPP01, SPP02 or SPP03 when required.

Length:	570mm
Fuse:	7.5A



A-B SEE RIGHT

5m Electric Vehicle Portable Chargers & Cables

Portable Mode-2 chargers are fitted with BS approved 13A plug so they can be used with any standard 13A socket. Delay timing function enables users to program delayed start time to benefit from off-peak electricity tariffs. The intuitive LED offers users fault codes, charging time, power and temperature displays. Supplied with storage case.

	5m	10A		
	A	B		
Model No:	EVPC1	EVPC2		
Current:	10A	10A		
Plug Type:	Type 1	Type 2		
Electrical Class:	1ph	1ph		
Length:	5m	5m		



C-D SEE RIGHT

5m Type 1 to Type 2 EV Charger Cables

The Mode-3 charging cables simply plug into any public or home EV charging point. Supplied with storage case.

	16A	32A
	C	D
Model No:	EVCC1216	EVCC1232
Current:	16A	32A
Plug Type:	Type 1 to Type 2	Type 1 to Type 2
Electrical Class:	1ph	1ph
Length:	5m	5m

All EV Chargers & Cables are supplied with storage case.



E-G SEE RIGHT

5m Type 2 to Type 2 EV Charging Cables

The Mode-3 charging cables simply plug into any public or home EV charging point. Supplied with storage case.

	16A	32A	32A
	E	F	G
Model No:	EVCC2216	EVCC2232	EVCC22323
Current:	16A	32A	32A
Plug Type:	Type 2 to Type 2	Type 2 to Type 2	Type 2 to Type 2
Electrical Class:	1ph	1ph	3ph
Length:	5m	5m	5m

LUBRICATION

 [back to
Section List](#)



AdBlue® Pumps & Accessories
656-657

Barrel Bunds
678-679

Bulk Grease Equipment
643

Containers
674

Diesel & Fluid Transfer
666-669

Drain Pans & Drip Trays
653-655

Drum Adaptors & Taps
681

Drum Racks & Spill Trays
680

Fuel Containers
676-677

Fuel Transfer Pumps
675

Funnels & Containers
671-674

Gear Oil Pumps
661

Grease Accessories
645-647

Grease Guns
640-645

Jerry Cans
677

Measuring Jugs
670-671

Oil & Fluid Extractors
648-649

Oil & Fluid Transfer Pumps
656-661

Oil Dispensing Systems
664-665

Oil Drainers
648-652

Oil Suction & Inspection Syringes
662

Parts Cleaning Tanks
685-687

Portable Dispensing Tanks
666-667

Spill Control
663

Ultrasonic Parts Cleaning Tanks
685



A AK451
Bulk Fill Mini Lever Type Grease Gun

Mini lever type bulk fill grease gun. Manufactured with a die-cast aluminium pump head, twist type air-bleed and black powder coated finish. Supplied with 150mm steel delivery tube and push-on hydraulic 4-jaw coupling.

Capacity:	120cm ³
Delivery Pressure:	6000psi
Delivery per Stroke:	0.55cm ³
Optional 300mm Flexible Delivery Hose:	GGHE300



B AK442
Mini Grease Gun

Mini push-action hand greaser. Ideal for limited access areas or where smaller amounts of grease are required. Supplied with rigid extension tube and delivery nozzle.

Capacity:	125cm ³
Delivery Pressure:	1000psi
Delivery per Stroke:	0.9cm ³
Length:	270mm



C AK51
100g Mini Grease Applicator

Mini grease applicator supplied with 100g lithium grease tube. Ideal for use in hard-to-reach areas such as engine bays and door hinges. Supplied with accurate dispensing nozzle for precision application. Replacement tubes are available, Model No. AK51C.

Replacement Grease Tube:	AK51C
--------------------------	-------



D AK481
Quick Release 3-Way Fill Pistol Type Grease Gun

Pistol style grease gun with contoured handle. Highly durable die-cast aluminium alloy pump head with air-bleed valve. Fitted with an innovative quick release mechanism to speed up the refill process. Features 3-way fill with cartridge, bulk or manual capability. Supplied with a rigid delivery tube and push-on hydraulic 4-jaw coupling. Accepts standard 400g cartridges.

Capacity:	400cm ³
Delivery Pressure:	4000psi
Delivery per Stroke:	0.71cm ³
Optional 300mm Flexible Delivery Hose:	GGHE300



E AK446
3-Way Fill Pistol Type Grease Gun

Die-cast pump head with air-bleed valve. 3-Way fill with cartridge, bulk or manual capability. Supplied with rigid delivery tube and push-on hydraulic 4-jaw coupling. Accepts standard 400g cartridges.

Capacity:	500cm ³
Delivery Pressure:	4500psi
Delivery per Stroke:	1.25cm ³
Optional 300mm Flexible Delivery Hose:	GGHE300



F AK55
Push Type Mini Grease Gun

Used to lubricate hammer mechanisms in impact wrenches. Die-cast aluminium head with two threaded pockets to hold spare needle nozzles. Includes three nozzle sizes, 0.7mm, 1mm and 1.4mm to ensure precise placement of lube. 3oz Cartridge capacity. Easy one-handed operation.



G SGC1
400g EP2 Lithium Grease Cartridge

Multipurpose EP2 Lithium grease cartridge suitable for use with all plunger type grease guns. Ideal for a wide range of applications.

Model No:	Pack Quantity:
SGC1	1
SGC12	12



H SCS106
400g EP2 Lithium Complex Grease Cartridge

High quality EP2 lithium complex grease cartridge. Suitable for applications involving extreme pressure or changes in temperature.

Size:	400g
-------	------



I SCW3
Hand Wipes Bucket - Pack of 150

For full details, see page 1139.



A AK445

3-Way Fill Side Lever Grease Gun

3-Way fill with cartridge, bulk or manual capability. Supplied with rigid delivery tube and push-on hydraulic 4-jaw coupling. Contoured pump handle. Accepts standard 400g cartridges.

Capacity:	500cm ³
Delivery Pressure:	7000psi
Delivery per Stroke:	1.2cm ³
Optional 300mm Flexible Delivery Hose:	GGHE300



B AK44

3-Way Fill Side Lever Grease Gun

Die-cast pump head with air-bleed valve. 3-Way fill with cartridge, bulk or manual capability. Supplied with rigid delivery tube and push-on hydraulic 4-jaw coupling. Contoured pump handle. Accepts standard 400g cartridges.

Capacity:	500cm ³
Delivery Pressure:	10000psi
Delivery per Stroke:	1.2cm ³
Optional 300mm Flexible Delivery Hose:	GGHE300



C AK443

3-Way Fill Side Lever Grease Gun

Die-cast pump head. 3-Way fill with cartridge, bulk or manual capability. Supplied with rigid delivery tube and push-on hydraulic 4-jaw coupling. Contoured pump handle. Accepts standard 400g cartridges.

Capacity:	500cm ³
Delivery Pressure:	8000psi
Delivery per Stroke:	1.2cm ³
Optional 300mm Flexible Delivery Hose:	GGHE300



D AK4404

Quick Release 3-Way Fill Side Lever Grease Gun

Highly durable die-cast aluminium alloy pump head with air-bleed valve. Fitted with an innovative quick release mechanism to speed up the refill process. Features 3-way fill with cartridge, bulk or manual capability. Supplied with a rigid delivery tube, push-on hydraulic 4-jaw coupling and contoured rubber pump handle. Accepts standard 400g cartridges.

Capacity:	400cm ³
Delivery Pressure:	7000psi
Delivery per Stroke:	0.71cm ³
Optional 300mm Flexible Delivery Hose:	GGHE300



E AK4402

3-Way Fill Heavy-Duty Twin Piston Grease Gun

Highly durable cast iron pump head, features dual piston design for high-volume performance. 3-Way fill with cartridge, bulk or manual capability. Supplied with rigid delivery tube and push-on hydraulic 4-jaw coupling. Rubber gripped grease tube and handle for easy grip. Features variable stroke for controlled grease volume. Half stroke gives low pressure and low volume, full stroke provides high pressure and high volume delivery. Accepts standard 400g cartridges.

Capacity:	500cm ³
Delivery Pressure:	4000psi
Delivery per Stroke:	2.14cm ³
Optional 300mm Flexible Delivery Hose:	GGHE300



F AK48

3-Way Fill 2-Way Operating Heavy-Duty Grease Gun

Highly durable die-cast aluminium alloy pump head. Features 3-way fill with cartridge, bulk or manual capability. Fitted with 2-way operating extendable handle; pistol type, ideal for use in confined spaces and lever type, providing high pressure and volume. Supplied with rigid delivery tube, push-on hydraulic 4-jaw coupling and 300mm flexible delivery tube. Rubber gripped grease tube and handle for easy grip. Features variable stroke for controlled grease volume; half stroke gives low-pressure/low-volume, full stroke provides high pressure/high-volume delivery. Accepts standard 400g cartridges.

Capacity:	400cm ³
Delivery Pressure:	6000psi
Delivery per Stroke:	0.71cm ³



Vari Stroke

HEAVY DUTY

HEAVY DUTY

E



HEAVY DUTY
SCREW CAP

A AK4403
Double Lever Grease Gun

Robust, double arm grease gun with aluminium die-cast head. For use with screw-type grease cartridges, using vacuum suction to ensure full utilization of grease cartridge, as well as eliminating priming issues associated with conventional grease guns. Features a protective cap for hose storage preventing contamination. 1/8"BSPT Thread and supplied with adaptor to fit most screw-type cartridges on the market. Use with Model No's SCS107 and SCS108. Zinc plated lever handles and rubber ergonomic grips. Fitted with minimal wearing parts to ensure prolonged life and supplied with 300mm(12") delivery hose and 4-jaw coupler.

Delivery Pressure:	7500psi
Delivery per Stroke:	0.8cm ³



B NEW
BP01
Portable Bearing Grease Packer Tool

Suitable for packing bearings with an even spread of grease. Works on most tapered roller bearings fitted on cars, boats, trailers, etc. Clean and quick way to pack new or old bearings with grease, while expelling old grease. Lightweight and handy, with less waste than conventional grease packers, while being less messy too. No air line or grease gun required. Transparent, impact resistant cup allows grease level check.



SCREW CAP

C-D SEE RIGHT

Featuring screw-type connection to be used with Model No. SCS107 400g Screw-Type Grease Cartridges. Vacuum suction ensures full utilization of grease cartridge and eliminates priming issues associated with conventional grease guns. Manufactured using high grade aluminium die-cast head and steel and supplied with rigid or flexible extension tube and coupler.



	C	D
Model No:	AK53	AK52
Type:	Pistol Style	Lever
Delivery Pressure:	0.8cm ³	0.9cm ³
Delivery per Stroke:	5000psi	10000psi
Optional 300mm Flexible Delivery Hose:	n/a	GGHE300

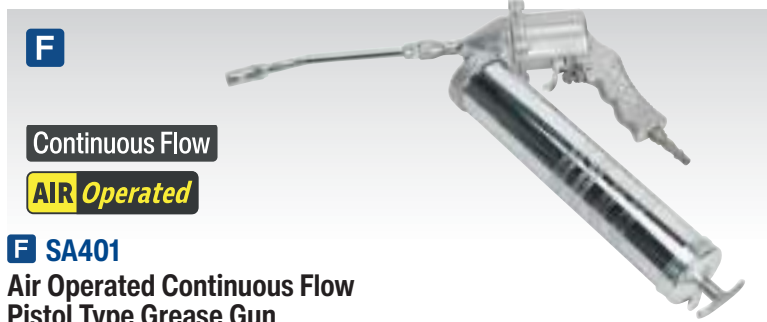


AIR Operated

E SA40
Air Operated Pistol Type Grease Gun

Die-cast head and body with chromed steel grease tube. Includes rigid delivery tube and 4-jaw coupler. Trigger operated single pulse gun with 3-way fill and air-bleed valve. Accepts 400g grease cartridges, bulk or manual fill.

Operating Pressure:	30-150psi
Delivery Pressure:	1200-6000psi
Inlet Size:	1/4" BSP
Optional 300mm Flexible Delivery Hose:	GGHE300



Continuous Flow

AIR Operated

F SA401
Air Operated Continuous Flow Pistol Type Grease Gun

Die-cast head and body with chromed steel grease tube. Includes rigid delivery tube and 4-jaw coupler. Trigger operated continuous flow gun with 3-way fill and air-bleed valve. Accepts 400g grease cartridges, bulk or manual fill.

Operating Pressure:	60-150psi
Delivery Pressure:	1200-5000psi
Inlet Size:	1/4" BSP
Optional 300mm Flexible Delivery Hose:	GGHE300



12.5kg
EXTRA HEAVY DUTY
(Grease bucket not included)

A AK455
12.5kg Extra-Heavy-Duty Bucket Greaser with Follower Plate

Solid steel pump and carry handle. Supplied with follower plate to prevent cavitation and ensure smooth flow of grease. Suitable for repetitive filling of high pressure low volume grease. Suitable for 12.5kg grease buckets. Includes rigid extension and 4-jaw coupler.

Delivery Pressure:	3500-6000psi
Delivery per Stroke:	1.5cm ³
Hose Length:	1.2m



12.5kg
High Volume
EXTRA HEAVY DUTY
(Grease bucket not included)

B AK456
12.5kg Extra-Heavy-Duty Chassis Lube Filler Pump


Zinc die-cast pump head with solid steel pump. High volume, low pressure output for filling auto chassis lubrication reservoirs. Central lube coupling supplied with spare plug-in adaptor.

Delivery Pressure:	900psi
Delivery per Stroke:	33cm ³
Hose Length:	1.5m

C-D SEE BELOW
Air Operated Grease Pumps

Both grease pumps fitted with high efficiency 50:1 air motor. Workshop tested reliability. Supplied with safety regulator to prevent over pressurisation of pump unit. Fitted with a follower plate to prevent pump units cavitation and ensure a smooth flow of grease. Includes SAE100R2AT rated grease hose, z-swivel, control valve and bucket trolley.

	C	D
Model No:	AK452X	AK453X
Capacity:	12.5kg	50kg
Maximum Air Pressure:	150psi	150psi
Recommended Air Pressure:	115psi	115psi
Delivery Pressure:	5000psi	5000psi
Grease Delivery:	1100g/min	1100g/min
Air Consumption:	6cfm	6cfm



E-F SEE BELOW
Air Grease Kit Replacement Parts

Model No:	Description:
E AK453X.V3-06	Grease Control Valve with Z-Swivel
F AK453X.V3-08	Z-Swivel Connector

A NEW

8V



Lithium
RECHARGEABLE



B NEW

8V



B CPG8VBP
8V 2Ah Lithium-ion
Battery for CPG8V

8V 2Ah Lithium-ion Battery pack for Model No. CPG8V 8V Cordless Grease Gun.

A CPG8V

8V Cordless Grease Gun

Lightweight versatile cordless grease gun, producing 3000psi. Ideal for on site jobs where space is at a premium. Suitable for 85g/3oz and 400g/14oz cartridges. Supplied with 330mm flexi and 175mm rigid delivery nozzles, 85g and 400g cartridge, a 400g cartridge adaptor and 2Ah 8V battery and mains charger.

Battery:	8V 2Ah Lithium-ion
Pressure:	3000psi
Hose Length:	Rigid Hose; 175mm, Flexible Hose; 330mm
Replacement Battery:	CPG8VBP - 8V 2Ah Lithium-ion

C & D



Model No's CPG12V & CPG18V are supplied in storage case.

E 12V



E CPG12VBP
12V 2Ah Lithium-ion Battery
for CPG12V

12V 2Ah Lithium-ion Battery pack for Model No. CPG12V 12V Cordless Grease Gun.

F 18V



F CPG18VBP
18V 2Ah Lithium-ion Battery
for CPG18V

18V 2Ah Lithium-ion Battery pack for Model No. CPG18V 18V Cordless Grease Gun.



D

18V



C

12V



C-D SEE BELOW
Cordless Grease Guns

High power, professional, cordless grease guns. Ideal for in-field lubrication where power and speed are required. Suitable for 400g cartridges, manual or bulk filling. Features LCD battery condition indicator, air bleed and heavy-duty aluminium pressure heads. Supplied with battery and mains charger in storage case.

	C	D
Model No:	CPG12V	CPG18V
Battery:	12V 2Ah Lithium-ion	18V 2Ah Lithium-ion
Pressure:	6000psi	8000psi
Flow Rate:	80g/min	100g/min
Hose Length:	680mm	700mm
Replacement Battery:	CPG12VBP	CPG18VBP
In-Car Power Adaptor:	CPG12V.V2-ICA	-



A NEW



**SV20
SERIES**

A-C SEE RIGHT

20V SV20 Series Cordless Grease Gun

High power, professional, cordless grease gun, developing 8000psi. Ideal for in-field lubrication where power and speed are required. Suitable for screw-type and standard 400g cartridges, manual or bulk filling. Features LCD battery condition indicator, air bleed and heavy-duty aluminium pressure head.

Flow Rate:	100g/min
Pressure:	8000psi
Hose Length:	700mm
Body Only Weight:	2.4kg

B NEW



+ BATTERY (2Ah)
+ BATTERY CHARGER
+ STORAGE BAG

C NEW



+ BATTERY (2Ah)
+ BATTERY (4Ah)
+ BATTERY CHARGER
+ STORAGE BAG

Model No:	Type:	Contents:
A CP20VGRG	Body Only	Grease Gun
B CP20VGRGKIT1	Kit	CP20VGRG - Grease Gun CP20VBP2 - 2Ah Battery CP20VMC - Battery Charger CP1200CB - Canvas Storage Bag
C CP20VGRGKIT	Kit	CP20VGRG - Grease Gun CP20VBP2 - 2Ah Battery CP20VBP4 - 4Ah Battery CP20VMC - Battery Charger CP1200CB - Canvas Storage Bag

D



D AK4482

12pc Grease Gun Adaptor Kit

All-in-one set includes couplers, nozzles, adaptors and flexible hose. For use with all brands of manual grease guns. Ideal for automotive, agricultural, industrial and marine use. Supplied in storage case.

Contents:	300mm Flexible Hose with Spring, Needle Tip Adaptor, Grease Injection Needle, Grease Needle Nozzle, 90° Connector, 90° Slotted Connector, Rubber Tipped Nozzle, 1/8" NPT Female/Female Connector, Standard Grease Coupler, Heavy-Duty Grease Coupler, 360° Coupler, 100mm Grease Gun Needle Nozzle Adaptor with Small and Large Quick Connectors
------------------	--

E NEW



AIR Operated

HEAVY DUTY

E AK46KIT
Manual/Air Grease Gun Kit

Comprehensive manual/air grease gun kit. Features continuous flow air grease gun and lever type manual grease gun. Supplied with heavy-duty grease canister. Air grease gun features 360° rotating head to help access hard-to-reach greasing points. Kit can be used with both bulk fill and cartridge grease and is ideal for site work where an air supply is not always available. Supplied with both rigid and flexible spouts and a spare air grease gun coupler and quick connection coupler.

Air Feed Operating Pressure:	30-150psi
Air Feed Delivery Pressure:	2500-4000psi
Inlet Size:	1/4" BSP
Manual Feed Delivery Pressure:	3500-6000psi
Manual Delivery Per Stroke:	0.7cm ³

A

**A SEE BELOW****Flexible Rubber Delivery Hoses 1/8\"BSP**

Flexible rubber hoses for grease guns. Not to be used on air operated grease guns.

Model No:	Length:	Thread Size:
GGH300	300mm	1/8\"BSP
GGH450	450mm	1/8\"BSP

B

**B SEE BELOW****Flexible Rubber Grease Gun Delivery Hoses with 4-Jaw Connector**

Flexible rubber hoses for manual grease guns. Not to be used on air operated grease guns. Supplied with 4-jaw grease gun end.

Model No:	Length:	Thread Size:
GGHE300	300mm	1/8\"BSP
GGHE450	450mm	1/8\"BSP

C

**C SEE BELOW****Flexible Rubber Delivery Hoses with 4-Jaw Connector & Quick Release Coupling**

Flexible rubber snap-on extensions with end hose. Supplied with 4-jaw grease gun end.

Model No:	Length:	Thread Size:
GGSF300	300mm	1/8\"BSP
GGSF450	450mm	1/8\"BSP

D

**D SCS109****500g Copper Grease Tin**

Anti-seize copper grease, protects against rust, oxidation and other corrosion.

Size: 500g

E

**E SCS110****500g Red Rubber Grease Tin**

Lubricating red rubber grease, ideal for use on brake assemblies. Also compatible with nitrile O-rings and seals.

Size: 500g

F

**F SCS102****500g Clear Silicone Grease Tin**

Clear silicone grease for use on UPVC push-fit soil and waste drainage and insulation of electrical terminals.

Size: 500g

G

**G SEE BELOW****400g Screw-Type EP2 Lithium Grease Cartridge**

Screw-type multipurpose EP2 Lithium grease cartridge suitable for use with Model No's AK4403, AK52 and AK53 Grease Guns, see page 642. Lithium grease ideal for a wide range of lubrication applications. Cartridge screws directly into grease gun head making it quicker and cleaner than standard cartridges.

Size:	400g
Thread Size:	M33 x 2.5mm
Model No:	Pack Quantity:
SCS107	1
SCS108	12

H

**H SEE BELOW****400g EP2 Lithium Grease Cartridge**

Multipurpose EP2 Lithium grease cartridge suitable for use with all plunger type grease guns. Ideal for a wide range of applications.

Model No:	Pack Quantity:
SGC1	1
SGC12	12

I

**I SCS106****400g EP2 Lithium Complex Grease Cartridge**

High quality EP2 Lithium complex grease cartridge. Suitable for applications involving extreme pressure or changes in temperature.

Size: 400g



A AK45
Quick Connect Grease Coupler

Manufactured with heat treated steel designed to withstand high pressures without deformation. Fitted with 1/8"BSPT female thread which enables this coupler to be used with multiple pieces of grease equipment, including manual grease guns, air grease guns, electric grease guns and bulk bucket greasers. Ingenious design enables this coupler to firmly latch onto the grease fitting enabling hands-free operation compared to standard grease couplers, meaning less wasted grease around the fitting. Fitted with a quick connect/disconnect lever which enables unit to be disconnected easily with up to 8000psi of pressure. Eliminates the issue of disconnecting a standard coupler from a pressurised condition, which often leads to broken fittings and damaged coupler jaws.

Maximum Pressure:	8000psi
Inlet Thread:	1/8"BSPT



C SEE BELOW
4-Jaw Heavy-Duty Hydraulic Connectors

4-Jaw heavy-duty hydraulic connectors with 1/8" BSP thread.

Model No:	Thread Size:	Pack Qty:
GGE1	1/8" BSP	1
GGE5	1/8" BSP	5



F SEE BELOW
Straight Grease Nipples - Packs of 25

Straight grease nipples with Imperial/Metric threads.

Model No:	Thread Size:	Thread Type:	Pack Qty:
GNI16	1/4" BSP	Imperial	25
GNI17	1/4" UNF	Imperial	25
GNI18	1/8" BSP	Imperial	25
GNM18	10 x 1mm	Metric	25
GNM19	6 x 1mm	Metric	25
GNM20	8 x 1mm	Metric	25
GNM21	8 x 1.25mm	Metric	25



D AB008GN
115pc Grease Nipple Assortment

Contents (Approximate Quantity):	
Straight;	M6 x 1mm (x10), M8 x 1mm (x10), M8 x 1.25mm (x10), M10 x 1mm (x10)
45° Angle;	M6 x 1mm (x10), M8 x 1mm (x5), M8 x 1.25mm (x10), M10 x 1mm (x10)
90° Angle;	M6 x 1mm (x10), M8 x 1mm (x10), M8 x 1.25mm (x10), M10 x 1mm (x10)



G SEE BELOW
45° Grease Nipples - Packs of 25

Angled grease nipples with Imperial/Metric threads.

Model No:	Thread Size:	Thread Type:	Pack Qty:
GNI10	1/4" UNF	Imperial	25
GNI11	1/8" BSP	Imperial	25
GNI12	1/4" BSP	Imperial	25
GNM10	10 x 1mm	Metric	25
GNM11	8 x 1mm	Metric	25
GNM12	8 x 1.25mm	Metric	25
GNM13	6 x 1mm	Metric	25



B AK447
Needle Nose Grease Dispenser


For use with all brands of manual grease gun (not for use with power greasers). Dispenses a fine bead of grease. Long nozzle provides access for hard-to-reach areas. Ideal for lubricating constant velocity joints.

Length:	170mm
---------	-------



E AB009GN
130pc Grease Nipple Assortment - Metric, BSP & UNF

Contents (Approximate Quantity):	
Straight Metric;	M6 x 1mm (x22), M8 x 1mm (x10), M10 x 1mm (x10)
Straight Imperial;	1/4" BSP (x10), 1/4" UNF (x10), 1/8" BSP (x10)
45° Angle Metric;	M6 x 1mm (x10), M8 x 1mm (x10), M10 x 1mm (x10)
45° Angle Imperial;	1/4" UNF (x10), 1/4" BSP (x8), 1/8" BSP Gas (x10)



H SEE BELOW
90° Grease Nipples - Packs of 25

Angled grease nipples with Imperial/Metric threads.

Model No:	Thread Size:	Thread Type:	Pack Qty:
GNI13	1/4" BSP	Imperial	25
GNI14	1/4" UNF	Imperial	25
GNI15	1/8" BSP	Imperial	25
GNM14	10 x 1mm	Metric	25
GNM15	6 x 1mm	Metric	25
GNM16	8 x 1mm	Metric	25
GNM17	8 x 1.25mm	Metric	25

VACUUM OIL & FLUID EXTRACTOR FEATURES

Manual Pump


Manually pump the handle to start the extraction of oil/fluid.

Air & Manual Pump

Connect an air line or manually pump the handle to start the extraction of oil/fluid.

Vacuum Discharge

Control valve allows selection between extraction or discharge of oil/fluid.



A-G SEE BELOW

Vacuum Oil & Fluid Extractors

Vacuum Oil and Fluid extractors assist in removing used oil and fluids from a vehicle. They are designed in general to remove used engine oil via the dipstick tube or oil service pipe in newer vehicles, thus avoiding the need to remove engine sump plugs and remove oil by gravity into an oil drainer. By using a vacuum extractor this avoids a lot of mess and the need to elevate the vehicle to gain access to the sump plug. After inserting the suction probe into the dipstick tube, the extractor creates a vacuum, either by pumping manually or by the aid of an air compressor on certain models. Once a vacuum has been created the used oil is sucked up into the extractor's container. Choosing the right extractor will depend on the intended use, such as reservoir size required, probe sizes and accessories or the use of manual, air or electricity.

Model No:	Capacity:	Extraction:	Discharge:	Accessories Supplied:	Additional Features:
A TP696	5.5L	Manual Pump	Manual	Suction Probe: 2100mm	5.5L small design, making it easy to use in confined spaces. Easy-pour spout and cover cap. Uses a probe to remove engine oil through the dipstick tube.
B S01169	6.5L	Manual Pump	Manual	Suction Probes; Ø4 x 1000mm, Ø6 x 1000mm, Ø8 x 1000mm, Extension Tube: Ø10 x 1000mm	Foot rest for stability while using. Carrying handle. Maximum 90° angle for emptying. Uses probes to drain engine oil through the dipstick tube.
C TP69	6.5L	Manual Pump	Manual	Suction Probes; Ø5.8 x 850, Ø6.7 x 850mm, Extension Tube: Ø9.8 x 1000mm	Sturdy rubber base. Internal float valve for automatic cut-off when unit has reached maximum capacity. Uses probes to drain engine oil through the dipstick tube. Unit can be tipped 90° for easier emptying.
D S01167	9L	Manual Pump	Manual	Suction Probes; Ø4 x 1000, Ø6 x 1000, Ø8 x 1000, Ø10 x 1000mm, Extension Tube: Brass Ø4 x 600mm	Sturdy rubber base. Rigid brass extension tube. Uses probes to extract engine oil through the dipstick tube.
E TP6901	9L	Manual Pump	Manual	Suction Probes; Ø6 x 1100, Ø10 x 1100mm, Extension Tube: Ø8 x 1100mm. Brake/clutch bleeding hose	Uses manual pump to generate vacuum. Also comes with brake/clutch bleeding hose.
F S01168	9L	Manual & Air Operated Pump	Manual	Suction Probes; Ø4 x 1000, Ø6 x 1000, Ø8 x 1000mm & 1200mm Brake Bleed Hose, Extension Tube: Ø10 x 1000mm	Uses manual pump or compressed air for fluid extraction. Uses probes to extract engine oil through the dipstick tube. Also comes with 1200mm brake bleeding hose.
G TP6904	9L	Manual & Air Operated Pump	Manual	Suction Probes; Ø6 x 1100, Ø10 x 1100mm, Extension Tube: Ø8 x 1100mm	Uses manual pump or compressed air supply to generate vacuum. Uses probes to extract engine oil through the dipstick tube. Also comes with brake/clutch bleeding hose.

A

18L

Manual Pump



A



B

6L

Manual Pump

Vacuum Discharge



C

18L

Manual Pump

Vacuum Discharge



A TP6908
18L Manual Vacuum Oil & Fluid Extractor

Constructed from composite materials. Uses manual pump to generate vacuum. Suitable for the extraction of all types of engine, transmission and lubricating oil from cars, motorcycles, marine engines, stationary engines and industrial machinery. Also suitable for low viscosity fluids such as water. Supplied with Ø5.8 and Ø6.7mm suction probes and Ø9.8mm extension tube. Uses probes to extract engine oil through the dipstick tube. Unit can be tipped past 90° for easier emptying. Fitted with three castor wheels enabling easy manoeuvrability when the unit is full.

B-C SEE BELOW
Vacuum Oil & Fluid Extractors

Assist in removing used oil and fluids from a vehicle. They are designed in general to remove used engine oil via the dipstick tube or oil service pipe in newer vehicles, avoiding the need to remove engine sump plugs and remove oil by gravity into an oil drainer. By using a vacuum extractor this avoids a lot of mess and the need to elevate the vehicle to gain access to the sump plug. After inserting the suction probe into the dipstick tube, the extractor creates a vacuum, either by pumping manually or by the aid of an air compressor on certain models. Once a vacuum has been created the used oil is sucked up into the extractors container. Choosing the right extractor will depend on the intended use such as reservoir size required, probe sizes and accessories or the use of manual, air or electricity.

Warning: All products on pages 648-649 should not be used with petrol.

Model No:	Capacity:	Extraction:	Discharge:	Accessories Supplied:	Additional Features:
A TP6908	18L	Manual Pump	Manual	Suction Probes; Ø5.8 x 870, Ø6.7 x 870mm, Extension Tube; Ø9.8 x 1010mm	Large 18L Capacity. 3 Wheels with the ability to lock in place and pull along handle for ease of movement, especially when full. Unit can be tipped past 90° for easier emptying. Uses probes to extract engine oil through the dipstick tube.
B TP6905	6L	Manual Pump	Vacuum Pump	Suction Probes; Ø5.8 x 870, Ø6.7 x 870mm, Extension Tube; Ø9.8 x 1010mm	Features a controlled discharge function for emptying the unit. Uses probes to drain engine oil through the dipstick tube.
C TP6906	18L	Manual Pump	Vacuum Pump	Suction Probes; Ø5.8 x 870, Ø6.7 x 870mm, Extension Tube; Ø9.8 x 1010mm	Large 18L Capacity. 3 Wheels for ease of movement, especially when full. Carrying handle. Pressure gauge. Features a controlled discharge function for emptying the unit. Uses probes to drain engine oil through the dipstick tube.
D AK466D	12L	Electric Pump	Manual	Rigid Probes; 1x Ø8mm x 650mm, 1x Ø5mm x 650mm, Semi-Rigid Probes; 1x Ø6mm x 800mm, 1x Ø8mm x 800mm and 1x Probe suitable for VW Golf	2 Wheels. Metal frame with handle for ease of movement, especially when full. 500w electric motor. Rigid brass extension tubes. 13A plug. Pressure gauge.

D

12L

230V

Manual Discharge



D AK466D
12L Oil Extractor

Mobile oil drainer designed to extract oil via the dipstick tube. 12L Capacity tank allows easy collection and safe disposal of waste oil. Fitted with wheels for manoeuvring around the workshop with ease, even when full. Designed for use in small workshops where clean, spill-free oil removal from vehicles is required. No need to lift the vehicle or to remove the sump plug. Probes insert into the dipstick port, allowing the oil to be sucked from the engine sump. Suction hose of 1.7m fitted before the probes are attached and integrated suction gauge to monitor the pump. Supplied with 1x Ø8mm x 650mm rigid probe, 1x Ø5mm x 650mm rigid probe, 1x Ø6mm x 800mm semi-rigid probe, 1x Ø8mm x 800mm semi-rigid probe, and 1x probe suitable for VW Golf. Also suitable for Mercedes.

Supply/Plug Type:	230V/3-Pin
Power Supply Cable Length:	4.5m
Motor Power:	500W



A AK36D

36L Mobile Oil Drainer - Manual Discharge

Polyethylene reservoir, 36L capacity, mounted on four castors for mobility. Drain pan, with filter, on height-adjustable down tube. Handgrips for manual emptying.

Capacity:	36L
Minimum Height to Pan:	760mm
Maximum Height to Pan:	1600mm
Gravity Feed:	✓
Suction Probe:	✗
Gravity Discharge:	✗
Air Discharge:	✗
Pump Discharge:	✗

A

36L

Manual Discharge



B

80L

Gravity Discharge



B AK80D

80L Mobile Oil Drainer - Gravity Discharge

Polyethylene reservoir, 80L capacity, mounted on four castors for mobility. Drain pan, with filter, on height-adjustable down tube. Use rotary pump or gravity drain tap for emptying.

Capacity:	80L
Minimum Height to Pan:	940mm
Maximum Height to Pan:	1800mm
Gravity Feed:	✓
Suction Probe:	✗
Gravity Discharge:	✓
Air Discharge:	✗
Pump Discharge:	✗

C

75L

Air Discharge



D



C AK450DX

75L Pump-Away Mobile Oil Drainer

75L Reservoir and telescopic funnel fitted with grid filter. Fitted with female dry-fit coupling for connection to Model No. AK450DP Pump-Away Station. Includes full drum indicator.

Capacity:	75L
Minimum Height to Pan:	890mm
Maximum Height to Pan:	1620mm
Gravity Feed:	✓
Suction Probe:	✗
Gravity Discharge:	✗
Air Discharge:	✓
Pump Discharge:	✗

D AK450DP

Air Powered Pump-Away Station

Air operated 1:1 oil pump, suitable for use with Model No's AK450DX and AK468DX oil drain units. Supplied with a wall mounting bracket, 2m flexible hose with dry-fit male and female quick couplings to attach it to the drain unit. 2m Flexible air supply hose with filter, lubricator and regulator assembly is also included. The pump can be connected into a run of pipework to a waste oil storage point sited out of the workshop.

Minimum/Maximum Air Pressure:	30/120psi
Air Consumption:	8.8cfm
Oil Delivery @ 90psi:	60L/min

IMPORTANT
Model No. AK450DX cannot be used unless a pump-away station is purchased. One pump unit can only be used to empty one drainer at a time, although the time taken to empty the reservoir is short. It is usual for operators to purchase one pump-away station and several oil drainers. Model No. AK450DP is supplied with its own filter, regulator and lubricator to ensure trouble-free operation.

E

E AK659

6pc Double End Drain Key Set

For full details, see page 512.



AIR DISCHARGE
The drainer uses a blanket of air to squeeze the oil out of the reservoir. These units are not suitable for connection to a closed system and are not covered by regulations requiring regular pressure testing.

PROBE SUCTION
These units are supplied with a variety of suction probes which can be used to extract warm oil from the sump through the dipstick tube.

AIR DISCHARGE
Model No. AK450DX is fitted with a Dry-Fit Coupling. In order to discharge the drainers they must be connected to a pump-away station which is sold separately. See Model No. AK450DP.



A

35L

Air Discharge
Adjustable Height

A AK456DX
35L Air Discharge Mobile Oil Drainer with Probes

Steel fabricated 35L reservoir. Height-adjustable steel drain pan, fitted with grid filter. Features gravity feed reservoir with air discharge hose. Includes quick release oil dipstick probes, powered by venturi suction pump. Fitted with heavy-duty wheels and castors for easy mobility.



B

65L

Air Discharge
Adjustable Height

B AK451DX
65L Air Discharge Mobile Waste Oil Drainer

Steel fabricated 65L reservoir and telescopic steel drain pan fitted with grid filter. Air discharge drain with hose. Fitted with reservoir oil level indicator tube.



C

80L

Air Discharge
Adjustable Height

C AK462DX
80L Cantilever Air Discharge Mobile Oil Drainer with Probes

Steel fabricated 80L reservoir with suction probes and air discharge. Unit features cantilever oil drain pan which is suitable for use either under a lift or on the forecourt. Drain pan utilises vacuum suction when in the down position and is fitted with a bogey wheel for easy manoeuvring. Fitted with oil level indicator tube and supplied with Mercedes adaptor plus a selection of probes.



D

90L

Air Discharge
Adjustable Height

D AK459DX
90L Air Discharge Mobile Oil Drainer with Probes

Steel fabricated 90L reservoir. Height-adjustable steel drain pan, fitted with grid filter. Gravity feed reservoir with air discharge hose. Includes quick release oil dipstick probes, plus adaptors for BMW and VW, powered by venturi suction pump. Fitted with reservoir oil level indicator tube. Heavy-duty wheels and castors for easy mobility.



E

110L

Air Discharge
Adjustable Height

E AK458DX
110L Air Discharge Mobile Oil Drainer

Steel fabricated 110L reservoir. Height-adjustable steel drain pan, fitted with filter, and gravity feed reservoir with air discharge hose. Fitted with reservoir oil level indicator tube. Heavy-duty wheels and castors for easy mobility.



C

CANTILEVER OIL DRAINER

In lowered position, the AK462DX pan extends 2.2m, making it suitable for forecourt use and utilises suction evacuation of drain pan.

Model No:	Capacity:	Min. Height to Pan:	Max. Height to Pan:	Gravity Feed:	Suction Probe:	Gravity Discharge:	Air Discharge:
A AK456DX	35L	935mm	1420mm	✓	✓	✗	✓
B AK451DX	65L	1070mm	1590mm	✓	✗	✗	✓
C AK462DX	80L	150mm	1600mm	✓	✓	✗	✓
D AK459DX	90L	1300mm	1750mm	✓	✓	✗	✓
E AK458DX	110L	1250mm	1830mm	✓	✗	✗	✓

A-C SEE BELOW

64L Low Level Oil Drainers

Low level drainers suitable for use on the forecourt and workshop floor. Steel and high-impact polypropylene fabricated units with a capacity of 64L. Model No. AK467D fitted with gravity drain tap for manual discharge. Model Numbers AK467DXP and AK468DXP fitted with rotary pump and hose for faster discharge. Fully portable with two castors, two fixed wheels and handle for manoeuvring around the workshop.



	A	B	C
Model No:	AK467D	AK467DXP	AK468DXP
Capacity:	64L	64L	64L
Maximum Height to Pan:	285mm	285mm	250mm
Gravity Feed:	✓	✓	✓
Suction Probe:	✗	✗	✗
Gravity Discharge:	✓	✓	✓
Air Discharge:	✗	✗	✗
Pump Discharge:	✗	✓	✓



D DRP44
15L Oil/Fluid Drain Pan & Recycling Container - Wheeled

High density polyethylene drain pan for recycling of used oil. Closed design for safe spill-free disposal. No mess to clean up on top or sides. Stores upright or flat without leakage.

Size (W x D x H): 457 x 406 x 127mm



E DRP19
Drum Drain Pan

Manufactured from hard-wearing polycarbonate material preventing corrosion. Fits to top of drum for draining unused oil back into drum. Features built-in filter grid and lipped edge for easy handling.

Diameter: Ø600mm
Height: 150mm



F AK449D
Waste Oil Drain Collector

Mobile waste oil drainer for use with 25L or other suitable containers. Telescopic drain pan with filter grid and ball valve control. Arm fully adjustable in height and depth and fitted with locking nuts for pre-determined height selection. Heavy-duty design trolley with handle, two castors and two fixed wheels.

Minimum Height to Pan: 1090mm
Maximum Height to Pan: 1740mm

WASTE OIL DISPOSAL
Waste oil is classed as a hazardous waste and therefore must be handled and disposed of according to local government guidelines.



A SEE BELOW

Low Profile Drip Trays

Low profile drip trays manufactured from hard-wearing recycled polypropylene. These have a broad appeal to both the classic car user and general mechanic. Purpose-made for the recovery of oil and fluids, these drip trays can be left under most vehicles due to the low profile design. Ideal for use over prolonged periods of time, catching any drips that may occur whilst in storage or in the workshop. Model No's DRPL15, DRPL25, DRPL100 and DRPL120 are extra-long in order to cover drips from both engine and gearbox.

Model No:	DRPL05	DRPL09	DRPL15	DRPL25	DRPL100	DRPL120
Size (W x D x H):	630 x 475 x 30mm	570 x 390 x 50mm	1000 x 400 x 50mm	1100 x 550 x 50mm	1000 x 1000 x 120mm	1200 x 1200 x 120mm
Capacity:	5L	9L	15L	25L	100L	120L



B DRP09

54L Wheeled Oil/Fluid Drain & Recycling Container

Ensures safe and clean collection, transportation and temporary storage of waste oil. Features heavy-duty construction with wheeled undercarriage for easier transportation of full drainer. Includes four integral oil filter drain positions. Stores flat or in upright position.

Capacity:	54L
Size (W x D x H):	915 x 660 x 240mm



C 30L Low Profile

DRP011

30L Low Profile Oil/Fluid Drainer

Low profile design is ideal for the professional mechanic and DIY user. Ensures safe and clean collection, transportation and temporary storage of waste fluids. Four castors provide easy manoeuvrability. Includes grid to aid draining of filters and to prevent debris entering the tank.

Capacity:	30L
Size (W x D x H):	850 x 600 x 125mm

A-F SEE BELOW**Oil Drain Pans**

These drain pans have a broad appeal and are suitable for both the DIY user and professional mechanic. Purpose-made for the recovery of oil and antifreeze, these pans help keep the workshop floor free from oily residue and aid return of oil to recycling containers with minimal risk of spills or splashes. They are also suitable for parts cleaning operations with degreasing solvents such as Sealey Model No's AK25 and AK2501, see page 1135. Features include:

- ✓ Made from high-density polyethylene with UV stabiliser.
- ✓ Large handles, featured on Model No's DRP02-DRP04, are positioned to aid carrying and pouring.
- ✓ Heavy wall construction stays rigid, even with hot oil.
- ✓ Resistant to most chemicals and solvents*.
- ✓ Excess capacity helps prevent overflow or spillage.
- ✓ Will not dent or rust and are easy to clean.

*Not suitable for spray gun cleaner.

A 4.5L**A DRP00****4.5L Oil Drain Pan**

Suitable for oil or coolant and large enough for a single oil change on smaller engines. Includes pouring lip, hanging hole and back shelf with protruding stub for draining oil filters.

Diameter:	Ø300mm
Height:	100mm

B 6L**B DRP14****6L Oil/Fluid Drain Pan**

Purpose-made for the recovery of oil and antifreeze. Includes oil pouring lip making it easy to dispose of oil/fluids.

Diameter:	Ø340mm
Height:	90mm

C 8L**C DRP01****8L Oil/Fluid Drain Pan**

Large enough for a single oil change. Includes pouring lip, hanging hole and back shelf with protruding stub for draining oil filters.

Diameter:	Ø365mm
Height:	100mm



Features spill-proof lip to aid carrying and pouring.



DRP02, DRP03 and DRP04 have an enclosed pouring spout to reduce spills and splashes.



DRP02, DRP03 and DRP04 feature large handles for left or right-handed use.



All drain pans are made from impact resistant high-density polyethylene material.



DRP19 fits to top of drum for draining unused oil back into drum. See page 652.

D 7.6L**D DRP02****7.6L Oil/Fluid Drain Pan**

Features anti-splash lip that contains fluid when carrying or pouring. Large handles and enclosed pouring spout makes easy work of returning oil/liquid to recycling container.

Diameter:	Ø390mm
Height:	120mm

E 17L**E DRP03****17L Oil/Fluid Drain Pan**

Suitable for multiple oil changes. Features anti-splash lip that contains fluid when carrying or pouring. Large handles and enclosed pouring spout makes easy work of returning oil/liquid to recycling container.

Diameter:	Ø460mm
Height:	150mm

F 17L**F DRP04****17L Antifreeze/Fluid Drain Pan**

Colour-coded version of Model No. DRP03 helps keep different fluids isolated and reduces cross contamination.

Diameter:	Ø460mm
Height:	150mm



A SEE BELOW

Oil/Fluid Drain & Recycle Containers

Purpose-made for the recovery of oil and antifreeze, these pans help keep the workshop floor free from oily residue and aid return of oil to recycling containers with minimal risk of spills or splashes. Made from high-density Polyethylene with UV stabiliser. Heavy wall construction stays rigid, even with hot oil. Excess capacity helps prevent overflow or spillage. Resistant to most chemicals and solvents. Will not dent or rust and are easy to clean. Includes drain vent to aid smooth flow of oil.

Model No:	DRP06	DRP07
Capacity:	5L	10L
Size (W x D x H):	440 x 290 x 135mm	570 x 320 x 125mm



B DRP05

16L

16L Oil/Fluid Drain & Recycle Container

Convenient for the safe, clean collection and temporary storage and carriage of waste oil. Integral oil filter drain position. Suitable for multiple oil changes. Includes drain vent to aid smooth flow of oil.

Capacity:	16L
Diameter:	Ø460mm
Height:	180mm



D SEE BELOW

Not only suitable for oil changes only, these zinc plated pans are ideal for cleaning and storing vehicle components. May also be used as drip trays under vehicles.

Model No:	DRPM1	DRPM2	DRPM3	DRPM4
Capacity:	9L	12L	16L	20L
Size (W x D x H):	432 x 331 x 89mm	489 x 371 x 91mm	432 x 331 x 143mm	489 x 371 x 153mm



C DRPH12

12L

12L Plastic Drain Pan

Lightweight drain pan made of hard-wearing polypropylene. Purpose-made for the recovery of oil and fluids. Ideal for cleaning and storing vehicle components or used to catch any drips that may occur over a long period of time whilst in storage or in the workshop.

Capacity:	12L
Size (W x D x H):	450 x 350 x 90mm



**A TP6806****AdBlue® Lift Action Pump**

Heavy-duty polypropylene construction lift pump. Manufactured with polyethylene parts suitable for transferring AdBlue®. Fitted with 2" Mauser and 2" BSP adaptor for use with 205L drums. Supplied with 1.36m discharge hose. Delivers approximately 250ml per stroke.

**B TP57****AdBlue® Heavy-Duty Rotary Pump**

Polypropylene rotary pump, specially fitted with Bakelite vanes for transferring AdBlue® as well as acids, alkalis, oils and other fluids of similar viscosity. Supplied with 1300mm polyethylene extension hose. Features 2" BSP connector suitable for use on 205L drums. Delivers approximately 0.35L/revolution.

**C TP6607****AdBlue® Heavy-Duty Lever Action Pump**

Self-priming lever pump fitted with anti-drip nozzle, 2" BSP connector and dip tube to suit 100 or 205L drums. Added filter in pump to prevent any unwanted large particles getting into fluid system. Specially constructed with Viton® seals for transferring AdBlue®. 1" x 2m Hose for hands-free applications. Approximately 330ml per stroke discharge.

**D TP6809****AdBlue® Lever Action Pump**

Lever action pump specifically for use with AdBlue®. The dip tube extends from 350mm to 980mm to fit 100L to 205L drums or barrels, or 1000L IBC tank. Specially constructed with Viton® seals for transferring AdBlue®. 1.6m Delivery hose for hands-free applications. Approximately 500ml per stroke discharge. Can also be used with water, antifreeze, windscreen washer fluid or mild detergents.

**E-F SEE BELOW****AdBlue® Filling Funnel**

Specially designed AdBlue® funnels screws directly onto filler neck alleviating risk of spills. Units are fitted with a manual internal valve which, when opened, allows fluid to pass through. Large capacity of 1.1L and fitted with a click close lid to keep dirt and debris out when not in use.

Model No:	Spout Type:
E ADB07A	Angled
F ADB07S	Straight

**G ADB02****AdBlue® Digital Flow Meter**

Robust rubber housing with integral digital electronic metering. Easy-to-read large, 4-digit, 28mm high LCD display calibrated in litres. Features flow rate indication. 1" x 1" BSP Male/Female fittings. Suitable for use with AdBlue®. Powered by 2 x AAA batteries (supplied). IP55 Rated protection.

Flow Rate:	7-120L/min
Maximum Working Pressure:	145psi

**H-I SEE BELOW****AdBlue® Elbow Connectors**

Elbow connectors for use with AdBlue® delivery systems. Connected by 1" BSP threads at both ends. Made from Polypropylene with Viton® seals.

Model No:	Connection:
H ADB10EC	1" BSP Both Ends
I ADB10EHC	1" BSP Thread and 3/4" Barb

**J ADB01****AdBlue® IBC Connector SEC**

This IBC connector works by screwing the valve open/closed without generating any angular pressure on the IBC connection point. Once connected, the SEC valve ensures that the AdBlue® is not contaminated by the surrounding environment of the IBC tank. Suitable for use with all Sealey AdBlue® pumps.

A

AdBlue®
12V



A TP9912

AdBlue® 12V Portable Transfer Pump

Electric 12V membrane pump specifically designed for the distribution of AdBlue®. Self-priming unit provides a flow rate of up to 40L/min. Supplied with 4m hose, manual delivery nozzle and 2m cables with battery clamps. All materials and seals used on this pump are suitable for use with AdBlue®.

Voltage:	12V
Speed:	2800rpm
Current:	18A
Power:	260W
Duty Cycle:	30min/hr
Flow Rate:	40L/min

B

AdBlue®
230V



B TP99230

AdBlue® 230V Portable Transfer Pump

Electric 230V membrane pump specifically designed for the distribution of AdBlue®. Self-priming unit provides a flow rate of up to 40L/min. Supplied with 4m hose, manual delivery nozzle and 1.8m cable with 3-pin plug. All materials and seals used on this pump are suitable for use with AdBlue®.

Voltage:	230V
Speed:	2900rpm
Current:	2A
Power:	370W
Duty Cycle:	Continuous
Flow Rate:	40L/min

C

NEW



C ADB08

IBC Pump Mounting Bracket

Hanging bracket and fixings to attach 12V and 230V fluid transfer pumps to 1000L intermediate bulk containers. Supplied with a delivery nozzle holder that can also act as a drip tray to catch any accidental spills. Can be used with most brands of fluid transfer pumps.

D NEW



D ADB09

Drum Pump Mounting Bracket

Bracket and fixings to attach 12V and 230V fluid transfer pumps to 205L barrels. Supplied with a delivery nozzle holder that can also act as a drip tray to catch any accidental spills. Can be used with most brands of fluid transfer pumps.



F

F ADB03

AdBlue® Manual Delivery Nozzle

Polypropylene constructed body and spout for durability. Designed for use with AdBlue®. Supplied with removable 3/4" BSP hose inlet. Suitable for use with AdBlue® pumps. Features a maximum flow rate of 90L/min.

Inlet Size:	3/4" BSP
Maximum Flow Rate:	90L/min

G AdBlue®



HEAVY DUTY

G ADB04

AdBlue® Automatic Delivery Nozzle

Heavy-duty automatic AdBlue® nozzle manufactured from stainless steel. Fitted with micro-touch valve for instant shut-off when tank is full. Fitted with 3/4" BSP hose inlet. Designed and manufactured using AdBlue® compliant materials. Features a maximum flow rate of 60L/min. Suitable for use with AdBlue® pumps.

Inlet Size:	3/4" BSP
Maximum Flow Rate:	60L/min

E

AdBlue®



E DT55BCOMBO1

55L Portable Dispensing Tank with AdBlue® Pump - Blue

Manufactured from hard-wearing and durable polyethylene. 55L Capacity suitable for the distribution of Diesel, Oil, AdBlue®, Water and Antifreeze. Supplied with Model No. TP6607 AdBlue® Lever Pump. Fitted with two roller wheels, hose holder and vent caps. Features a 2" BSP thread and 4-point screw fittings enabling other pumps to be fitted as required. See page 666 for full range.



A TP6807
High Flow Heavy-Duty Rotary Pump for 205L Drum

Heavy-duty cast steel body suitable for use with low viscosity products such as oils, diesel, antifreeze and other non-corrosive fluids. Supplied with 2" BSP adaptor and 3-piece dip tube suitable for use on 205L drums. Delivers approximately 1L/revolution, emptying a 205L drum in 3 minutes.



B TP55
Rotary Pump for 205L Drum

Cast steel body with machined bore and rotor. Suitable for oils, antifreeze, degreasants and other non-corrosive fluids. Supplied with 2" BSP adaptor and suitable for use on 205L drums. Delivers approximately 0.2L/revolution.



C TP54
Rotary Pump for 205L Drum

Cast steel body, suitable for oils, antifreeze, degreasants and other non-corrosive fluids. Supplied with 2" BSP adaptor and is suitable for use on 205L drums. Delivers approximately 0.3L/revolution.



D TP78
Syphon Pump for 60-205L Drum

Composite pump with self-priming feature. Suitable for oils and non-aggressive chemicals. For use on 60-205L drums. Delivers approximately 17L/min.



E TP781
High Flow Syphon Pump for 205L Drum

Easy-to-use polyethylene pump with self-priming feature. Equipped with vent cap to stop discharge and flexible corrugated discharge tube. Suitable for oils and non-aggressive chemicals. For use on 205L drums. Delivers approximately 21L/min.



F TP77
Syphon Pump for 25-60L Drum

Composite pump with self-priming feature. Suitable for oils and non-aggressive chemicals. For use on 25-60L drums. Delivers approximately 8L/min.



G TP6804
1L Multipurpose Mini Pump

Multipurpose pump perfect for topping up difficult to access points on motor vehicles, lawnmowers, chainsaws and other jobs around the workshop and home. 1L capacity suitable for all engine oils, transmission fluids, brake fluids and general-purpose cleaners.



H AK471
Dual Action Transfer Gun

Draws in and pumps out liquid in a single stroke. Easy and safe answer to fluid transfer, especially useful in transferring media unsafe for body contact. Rugged aluminium die-cast head. Steel barrel in premium powder coated finish with heavy duty rubber plunger. Comes with 2.4m of vinyl hose, 1.2m on each valve.



A TP68
Self-Priming Lever Pump

Steel barrelled, self-priming, lever pump. Supplied with 2" BSP adaptor and dip tube suitable for 25 to 205L drums. Suitable for oils, antifreeze, degreasants and other non-corrosive fluids. Delivers approximately 300ml per stroke.



B TP6801
Heavy-Duty High Flow Lever Pump

Steel barrelled, self-priming lever pump. Supplied with 2" BSP adaptor and dip tube suitable for 50 to 205L drums. Suitable for oils, antifreeze, degreasers and other non-corrosive fluids. High flow unit delivers approximately 400ml per stroke. Supplied with two delivery nozzles, one standard swan neck and one acute angle with filter for removing impurities from fluids.



C TP6802
Heavy-Duty Swivel Handle Lever Pump

Heavy-duty steel barrelled, self-priming, lever pump. Supplied with 2" BSP adaptor and dip tube suitable for 25 to 205L drums. Fitted with non-drip spout and swivel handle. Suitable for oils, antifreeze, degreasants and other non-corrosive fluids. Delivers approximately 400ml per stroke.



D TP66
Self-Priming Heavy-Duty Lever Action Pump

Self-priming lever pump fitted with anti-drip nozzle, 2" BSP connector and dip tube to suit 100 or 205L drums. Suitable for oils, antifreeze, paraffin and other non-corrosive fluids. Approximately 330ml per stroke discharge. Optional 1200mm dip tube Model No. TP66/ACC.



E TP80
Battery Operated Jerry Can Pump

Easily transfers fluid from 5, 10 and 20L jerry cans. Compatible for use with diesel and water. Hook storage design allows pump to attach onto fuel can and features a height-adjustable control to accommodate different sized containers. Fitted with auto-stop feature to prevent overfilling. Operated by an electric motor powered by 2 x AA batteries (not included). Not suitable for use with petrol or kerosene.

Hose Length:	700mm
Flow Rate:	9L/min
Battery:	2 x AA (not included)



F TP90
Air Operated Transfer Pump

Polypropylene body with acetal piston and nitrile seals. Self-priming unit with anti-drip shut-off valve. Body is fitted with a 2" BSP adaptor and 915mm dip tube suitable to fit 205L drums. Compatible with most fluids capable of being stored in plastic or metal drums. Not suitable for aggressive chemicals. A compatibility chart is provided. For optional extension hose kit order Model No. TP90HK.

Delivery:	15L/min
Operating Pressure:	30-100psi
Air Consumption:	4.4cfm
Optional Extension Hose Kit:	TP90HK



G TP6803
Lever Action Pump

Polypropylene lever pump with steel rod and dip tube, suitable for use with oils, antifreeze and other non-corrosive fluids. Features polyoxymethylene handle to prevent aggressive fluids melting the handle. Fitted with 360° outlet nozzle. Suitable for 205L drums. Delivers approximately 300ml per stroke.



A


**HEAVY
DUTY**

A TP6805

Lift Action Pump

Heavy-duty steel barrelled, self-priming, lift pump. Supplied with adjustable 2" BSP adaptor and dip tube suitable for 25 to 205L drums. Suitable for oils, antifreeze, degreasants and other non-corrosive fluids. Delivers approximately 0.5L per full stroke.

D **NEW**

5L

30ml
per stroke

B


**HEAVY
DUTY**

B TP88

Self-Priming Heavy-Duty Displacement Pump

Self-priming, pistonless, displacement pump fitted with non-drip nozzle and 2" BSP adaptor and dip tube. Suitable for oils, antifreeze, degreasants and other non-corrosive fluids. Fitted with nitrile seals. Approximately 250ml delivery per stroke. Accessory kit allows use on most containers and drums from 25-205L.

Optional Accessory Kit: TP88/ACC

D TP5000

5L Container Hand Pump

Hand pump that fits 5L containers with a 38mm screw top. Features quick-fit nozzle. Mess and waste liquid eliminated. Suitable for a wide variety of viscous products, such as engine oil, coolant and detergents etc. Includes a set of three clear hoses; 8, 13.5, 59cm.

E-F



G



H



E-H SEE BELOW

Solvent Safety Funnels

Fitted with hinged lids to comply with solvent handling regulations. Multiple fixing options available, including universal adaptor Model No. SOLV/SFX for drums with integral, pull-out pouring spout.

Model No:	Description:	Fitting:
E SOLV/SF	Safety Funnel	2" Female
F SOLV/SFU	Safety Funnel with Universal Adaptor	n/a
G SOLV/SFX	Universal Adaptor	n/a
H SOLV/SFA	Adaptor	2" Male

F

Model No. SOLV/SFU supplied fitted with Universal Adaptor Model No. SOLV/SFX.



C



C TP89

Self-Priming Piston Pump

Self-priming, piston pump fitted with anti-drip nozzle and 2" BSP adaptor and dip tube. Suitable for oils, antifreeze, degreasants and other non-corrosive fluids. Unit will deliver 200ml per stroke but by using the two sleeves supplied, delivery can be limited to 40, 80 or 140ml per stroke. Will fit most containers and drums from 25-205L.

I

AdBlue®



I SEE BELOW

Thinners Pumps

Manufactured from nylon and polypropylene with PTFE seals and features a stainless steel plunger rod. Ready-to-go self-priming pump makes the unit quick and easy-to-use. Suitable for use with cellulose thinners, antifreeze, AdBlue®, brake cleaner, detergents, mild acids and gun wash. Universal adaptor (Model No. TP99/1) is available for drums fitted with a plastic pouring spout K.

Model No:	Drum Suitability:	Delivery:
TP99	25L	400ml/stroke
TP99/205	205L	400ml/stroke

Universal Drum Closure Adaptor: TP99/1

J AdBlue®



J TP6808

205L Lift Action Drum Pump with Measure Kit

Made from high quality polypropylene and LDPE plastic, pump has a broad chemical resistance, including mild solvents. Acid resistant, caustic resistant, and resistant to chlorine based chemicals. Pumps soaps, cleaning chemicals, sanitisers, antifreeze, AdBlue®, battery acid and more. Supplied with adjustable 2" BSP adaptor and dip tube suitable for 205L drums. Features lift action operation which pumps on the way up as well as the down push, enabling a larger delivery per stroke. Supplied with a lock on measuring bottle for effective pumping with no leaks or spillages. Pump also features a locking strap to prevent accidental operation whilst not in use.

K



K TP99/1

Universal Drum Closure Adaptor

Allows fitting of Model No. TP99 and similar thinners pumps to drums that are fitted with a pouring spout.



A TP16
14L Oil Dispensing Unit

Self-priming lever pump manufactured from galvanized steel with 14L reservoir. Features carry handle for ease of manoeuvrability and foot plate for stability while in use. 1.8m Delivery hose with angled spout. Drip opening/spout storage within bucket cover for tidy storage when not in use. Suitable for oils up to SAE 40 viscosity.

Capacity:	14L
------------------	-----



B TP17
20L Mobile Gear Oil Dispensing Unit

Steel construction self-priming lever pump. Fitted with heavy-duty wheels and gripped handle for ease of manoeuvrability. Features a 20L reservoir, 1.9m delivery hose and flow control tap with angled spout. Spout holder within bucket cover for tidy storage when not in use. Suitable for gear oil and fluids with similar viscosity.

Capacity:	20L
------------------	-----



C TP70
10.5L Gear Oil Dispensing Unit

Fabricated steel container with powder coated finish and spring-cap lid. Rotary type pump with clear, plastic tube delivers and retrieves oils and fluids. Fitted with rigid extension and hanging peg. Suitable for gear oil and fluids with similar viscosity.

Capacity:	10.5L
------------------	-------



D TP67
Gear Oil Pump

Self-priming pump with polypropylene body. Suitable for pumping gear-oil or other products with a similar viscosity. Includes 1.5m of hose and universal adaptor. Note: If the container you have will not accept direct mounting of Model No. TP67, order **E** Model No. TP67DT Trolley and **F** Model No. TP67/X Top Plate. The pump fixes to the top plate which in turn mounts onto the trolley and avoids the need to connect the pump directly to the container.

Model No. TP67/X



G VS70096
5L Gear Oil Dispensing Unit

Pump operated oil dispensing unit with a 5L capacity. Ideal for filling manual transmissions and differentials. Supplied with flexible adaptor and 100° angled metal adaptor. Features a fluid shut-off valve to prevent accidental spillage. Includes a pressure gauge.

Capacity:	5L
Maximum Pressure:	15psi(1bar)
Hose Length:	1.5m



H VS7009
7L Gear Oil Dispensing Unit

Manually operated oil dispensing unit manufactured from composite materials. Large visual measurement will identify amount dispensed. Supplied with a range of five automatic transmission fluid adaptors. Delivers approximately 70ml per stroke. Features a fluid control valve and adaptor storage to minimize oil leakage when not in use.

Capacity:	7L
Hose Length:	1.5m



A VS407
350ml Oil Inspection Syringe

Multipurpose syringe with Viton® seal, ideal for the transfer of oils/fluids to and from vehicle components such as gearboxes and differentials. Translucent body allows easy inspection of oils and fluids.

Compatibility: AdBlue®, Antifreeze, Brake Fluid, Diesel, Oil, Water

Capacity: 350ml



B AK47
500ml Oil Suction Syringe - Composite Body

Single action plastic bodied suction tube with T-bar type plunger. Ideal for use on vehicles and machinery for removing oil from gearboxes and differentials. Supplied with 300mm transparent flexible suction hose with Ø10mm bore.

Capacity: 500ml



C AK54
550ml Oil Suction Syringe

Single action plastic bodied suction tube with T-bar type plunger. Ideal for use on vehicles and machinery for removing oil from gearboxes and differentials. Translucent body allows easy inspection of oils and fluids. Supplied with 300mm transparent flexible suction hose with Ø10mm bore.

Capacity: 550ml



D AK46
500ml Oil Suction Syringe - Metal Body

Painted cast steel suction tube with T-Bar type plunger. Particularly useful for removal of oil from gearboxes and differentials. Supplied with 300mm flexible suction hose.

Capacity: 500ml



E VS404
200ml Oil & Brake Fluid Inspection Syringe

Multipurpose syringe with Viton® seal, ideal for the transfer of oils/fluids to and from vehicle components such as brake master cylinders, oil filter housings, power steering reservoirs, gearboxes and differentials. Translucent body allows easy inspection of oils and fluids.

Capacity: 200ml



F VS405
1.5L Oil Inspection Syringe

Multipurpose syringe with Viton® seal, ideal for the transfer of oils/fluids to and from vehicle components such as brake master cylinders, oil filter housings, power steering reservoirs, gearboxes and differentials. Translucent body allows easy inspection of contents.

Capacity: 1.5L



G VS408
3pc Fluid Transfer Syringe Set

Three multipurpose syringes with Viton® seals, ideal for the transfer of oils/fluids to and from vehicle components such as gearboxes and differentials. Set contains two suction syringes with collection bottles and a traditional suction/pump syringe with fluid shut-off valve. Translucent bodies allow easy inspection of oils and fluids. Accessories include a wall mounting board with colour-coded brackets and syringe clips to distinguish fluid usage.

Fluid Compatibility: AdBlue®, Antifreeze, Brake Fluid, Diesel, Oil, Water


Collection Bottle Capacity: 1L

Syringe Capacity: 350ml



H AK471
Dual Action Transfer Gun

Draws in and pumps out liquid in a single stroke. Easy and safe answer to fluid transfer, especially useful in transferring media unsafe for body contact. Rugged aluminium die-cast head. Steel barrel in premium powder coated finish with heavy duty rubber plunger. Comes with 2.4m of vinyl hose, 1.2m on each valve.



I VS558
550ml Fluid Transfer/Inspection Syringe

Multipurpose syringe with Viton® seals, ideal for the transfer of oils/fluids to and from vehicle components such as gearboxes and differentials. Translucent body allows easy inspection of contents. Dual feature allows fluid to be extracted on pull stroke and expelled on push stroke, for fluent transfer of fluid.

Fluid Compatibility: AdBlue®, Antifreeze, Brake Fluid, Diesel, Oil, Water

Capacity: 550ml



A SCK05
Drum Topper - Pack of 5
 Safely absorbs oils, fuels, water, coolant, solvents and non hazardous liquids. Sits in place to catch drips and absorb leaks to keep workplace clean and safe. No granular material that can cause cross contamination. Diameter and holes made to fit 205L drum tops. Supplied as pack of five pads.

Size:	Ø560mm
Pack Quantity:	5



B SEE BELOW
Metal Oil Cans with Flexible Spout
 Metal cans with flexible spout and thumb operated lever action.

Model No:	Size:
TP05	500ml
TP1000	1000ml



C TP04
180ml Oil Can with Flexible Spout
 Metal can with flexible spout for directional control. Trigger operated action for high pressure oil spray.

Capacity:	180ml
-----------	-------




D SAP01
Spill Absorbent Pads - Pack of 100
 Fast acting, high retention spill absorbent pads ideal for absorbing a variety of fluids including oil, fuel, coolants, solvents and water. Manufactured from 100% high grade polypropylene with a double weight cover stock on one side for maximum absorbency and resistance. Each pad absorbs up to 1L of fluid.

Size:	500 x 400mm
-------	-------------




E SAS10
Spill Absorbent Socks - Pack of 10
 High retention spill absorbent socks ideal for absorbing a variety of fluids including oil, fuel, coolants, solvents and water. These specially designed absorbent socks can be used as barriers during a spill and are ideal for stopping initial spills from spreading, retaining their strength even when wet. Can be placed easily around the bottom of machines or into gaps and runners to absorb and catch leaks. Manufactured with extra thick skin for improved absorbency. Each sock absorbs up to 5L of fluid.

Size:	80mm x 1.2m
Pack Quantity:	10



F-H SEE BELOW
Spill Control Kits
 Absorbs up to 15L



Absorbs up to 30L



Absorbs up to 50L

These spill kits have been designed to be a highly mobile solution when responding to spills and leaks as well as assisting companies in complying with current pollution prevention guidelines and other regulations. Suitable for use with oil, petrol, diesel, coolants, mild solvents, water and other spills. A full list of absorbent applications is provided in each kit. Supplied in a resealable storage bag with a range of high quality absorbents, including high-grade polypropylene pads that can absorb up to 1L of fluid and featuring a double weight cover stock for maximum absorbency. Also supplied with 1.2m absorbent socks specially designed to absorb up to 5L of fluid and create barriers to keep spills from spreading.

Model No:	Capacity:	Contents:	Sizes:
F SCK15	15L	Pad (x10), Sock (x1), Disposal Bag with Ties (x1)	Pad - 500 x 400mm, Sock - 80mm x 1.2m
G SCK30	30L	Pad (x15), Sock (x3), Disposal Bag with Ties (x1)	Pad - 500 x 400mm, Sock - 80mm x 1.2m
H SCK50	50L	Pad (x25), Sock (x5), Disposal Bag with Ties (x1)	Pad - 500 x 400mm, Sock - 80mm x 1.2m



A AK4560D
Air Operated Oil Dispensing Pump Station

Air operated 3:1 double acting pump for barrels or tanks with 2" BSP fittings. Pump is supplied with air management system and connected to a 940mm rigid suction probe with non-return valve. Features hose for attachment to digital oil meter (Model No. AK4565D supplied) or to optional retractable hose reel (Model No. AK4567D). Suitable for use with engine, hydraulic, synthetic, gear and transmission oils up to SAE150.

Pump Ratio:	3:1
Maximum Flow Rate:	12L/min
Maximum Viscosity:	SAE150
Maximum Output Pressure:	350psi
Maximum Air Pressure:	115psi
Recommended Air Pressure:	70psi
Outlet Size:	1/2" BSP



B AK4563D
Air Operated Gear Oil Dispensing System

Mobile oil dispensing unit with air operated 3:1 double acting pump for gear oil with 2" BSP fittings. Pump is supplied with air management system and connected to a 730mm rigid suction probe with non-return valve. Features 4m hose and digital oil meter (Model No. AK4565D supplied). Also suitable for use with engine, hydraulic, synthetic, gear and transmission oils up to SAE150 in containers up to 50kg.

Pump Ratio:	3:1
Maximum Flow Rate:	12L/min
Maximum Viscosity:	SAE150
Maximum Output Pressure:	350psi
Maximum Air Pressure:	115psi
Recommended Air Pressure:	70psi
Outlet Size:	1/2" BSP
Maximum Trolley Capacity:	50kg



C AK4561D
Air Operated Oil Dispensing System

Mobile oil dispensing unit with air operated 3:1 double acting pump for barrel or tanks with 2" BSP fittings. Pump is supplied with air management system and connected to a 940mm rigid suction probe with non-return valve. Features trolley, 4m hose and digital oil meter (Model No. AK4565D supplied). Suitable for use with 205L drums and with engine, hydraulic, synthetic, gear and transmission oils up to SAE150.

Pump Ratio:	3:1
Maximum Flow Rate:	12L/min
Maximum Viscosity:	SAE150
Maximum Output Pressure:	350psi
Maximum Air Pressure:	115psi
Recommended Air Pressure:	70psi
Outlet Size:	1/2" BSP
Maximum Trolley Capacity:	220kg

D AK4562D
Air Operated Oil Dispensing System with 10m Retractable Hose Reel

Mobile oil dispensing unit with air operated 3:1 double acting pump for barrels or tanks with 2" BSP fittings. Pump is supplied with air management system connected to a 940mm rigid suction probe with non-return valve. Features trolley, 10m retractable hose reel (Model No. AK4567D supplied) and digital oil meter (Model No. AK4565D supplied). Suitable for use with 205L drums and engine, hydraulic, synthetic, gear and transmission oils up to SAE150.

Pump Ratio:	3:1
Maximum Flow Rate:	12L/min
Maximum Viscosity:	SAE150
Maximum Output Pressure:	350psi
Maximum Air Pressure:	115psi
Recommended Air Pressure:	70psi
Outlet Size:	1/2" BSP
Maximum Trolley Capacity:	220kg



E SSP55L
Premium Powder-Free Disposable Nitrile Gloves - Pack of 100

Offers a high degree of protection against a variety of chemicals. For full details, see page 1285.





A AK4567D
10m Retractable Oil Hose Reel

For use with Model No. AK4560D or any pump station. Heavy-duty steel and powder coat finish for corrosion resistance. Four roller fairlead allows smooth running of hose whatever the angle of hose or mounting position of reel. Multi-position ratchet lock with fully enclosed spring. Includes 1.5m connection hose for connecting reel to pump.

Hose Length:	10m
Hose Inlet/Outlet:	1/2" BSP
Maximum Pressure:	2000psi
Hose Size (ID):	Ø1/2"



B AK4565D
Oil Hose End Gun with Digital Meter

Robust oil dispensing gun incorporating digital meter, manual shut-off and tough rubber protection guard. Fitted with flexible extension and non-drip nozzle. Easy-to-read 5-digit LCD display with resettable individual or cumulative totals.

Note: This gun is not approved for the resale of oil.

Maximum Flow Rate:	35L/min
Inlet Size:	1/2" BSP
Accuracy:	±0.5%



C AK4564D
Oil Hose End Gun

Robust oil dispensing gun incorporating manual shut-off. Fitted with rigid extension, handle lock and non-drip nozzle.

Note: This gun is not approved for the resale of oil.

Maximum Flow Rate:	35L/min
Inlet Size:	1/2" BSP



D EC96
Emergency Fuel Transfer Siphon Pump for Petrol/Diesel/Water/Low Viscosity Fluids

Emergency fuel, siphon action transfer pump with starter bulb and built-in outlet and inlet valve to prevent backflow. Easy-to-use compact manual hand siphon pump with self-priming feature. High quality rubber construction of the pump, making it lightweight and portable. Ideal for use in any workshop or outdoors. Suitable for Petrol, diesel, water, low viscosity fluids and non-aggressive chemicals.

Length:	2m
----------------	----



E TP9312
12V Oil Transfer Pump

Robust and compact portable pump ideal for extracting engine oil or diesel. Powered from a 12V battery. Supplied with a 1.2m suction hose, 2m discharge hose and a 1.7m battery cable with clips. Not suitable for use with petrol.



F EC97
Emergency Fuel Transfer Siphon Pump for Petrol/Diesel/Water/Low Viscosity Fluids

Emergency fuel, siphon action transfer pump with starter bulb and built-in outlet and inlet valve to prevent backflow. Easy-to-use compact manual hand siphon pump with self-priming feature. Suitable for Petrol, diesel, water, low viscosity fluids and non-aggressive chemicals.

Length:	1.7m
----------------	------



G DT53
53L Gravity Fed Mobile Dispensing Tank

Manufactured from high-density polyethylene. 53L Capacity suitable for the distribution of diesel, oil and water. Fitted with two roller wheels, hose holder and vent valve. Gravity fed system features a 3m delivery hose and manual dispensing nozzle. Ideal for refilling on site equipment used in locations such as agricultural, boatyards and marinas. Not suitable for petrol.

Maximum Flow Rate:	8L/min
Weight:	8.25kg



Gravity Feed



A-C SEE RIGHT

55L Portable Dispensing Tanks

Manufactured from hard-wearing and durable polyethylene. 55L Capacity suitable for the distribution of diesel, oil or AdBlue®. Available in three configurations and colours, Model No. DT55RCOMBO1 (Red) is supplied with Model No. TP54 Oil Rotary Pump, DT55BCOMBO1 (Blue) is supplied with Model No. TP6607 AdBlue® Lever Pump and DT55GCOMBO1 (Grey) is supplied with Model No. TP96 12V Diesel Pump Kit. Units are fitted with two roller wheels, hose holder and vent caps. Each tank features a 2" BSP thread and 4-point screw fittings enabling other pumps to be fitted as required.

Model No:	Application:	Colour:
A DT55RCOMBO1	Oil	Red
B DT55BCOMBO1	AdBlue®	Blue
C DT55GCOMBO1	Diesel	Grey



D ADB100T

100L Portable AdBlue® Tank 12V

Manufactured from HDPE for the safe transportation and dispensing of AdBlue® when supplying on site equipment. Supplied with a 12V electric pump, 4m electric cable and clamps, security valve and a 4m delivery hose with automatic fuel nozzle. Can be safely secured and transported on an ATV, pick-up truck or van, using grooves for tie down straps. Not suitable for petrol or diesel.

Capacity:	100L
Power:	180W
Voltage:	12V
Current:	15A
Flow Rate:	20L/min
Size (W x D x H):	900 x 500 x 480mm



E D100T

100L Portable Diesel Tank 12V

Manufactured from HDPE for the safe transportation and dispensing of diesel fuel when supplying on site equipment. Complies to ADR 1.1.3.1.C for exemption from requirements of ADR regulations. Supplied with a 12V electric pump, 4m electric cable and clamps, security valve and a 4m delivery hose with fuel nozzle. Can be safely secured and transported on an ATV, pick-up truck or van, using grooves for tie down straps. Not suitable for petrol.

Capacity:	100L
Power:	180W
Voltage:	12V
Current:	15A
Flow Rate:	20L/min
Size (W x D x H):	900 x 500 x 480mm

A 12V

Diesel

200L



12V **B**

Diesel

400L




A-B SEE BELOW

Portable Diesel Tanks 12V

Manufactured from HDPE for the safe transportation and dispensing of diesel fuel when refilling on site equipment. Complies to ADR 1.1.3.1.C for exemption from requirements of ADR regulations. Supplied with a 12V electric pump, 4m electric cable and clamps, and a 4m delivery hose with automatic fuel nozzle. Can be safely secured and transported on a pick-up truck or van, using grooves for tie down straps and six handles for positioning. Supplied with lockable cover. Not suitable for petrol.

	A	B
Model No:	D200T	D400T
Capacity:	200L	400L
Power:	180W	180W
Voltage:	12V	12V
Current:	15A	15A
Flow Rate:	20L/min	20L/min
Size (W x D x H):	1100 x 800 x 470mm	1100 x 800 x 720mm



C 12V

AdBlue®
200L



C ADB200T

200L Portable AdBlue® Tank 12V

Manufactured from HDPE for the safe transportation and dispensing of AdBlue® when refilling on site equipment. Supplied with a 12V electric pump, 4m electric cable and clamps, and a 4m delivery hose with automatic fuel nozzle. Can be safely secured and transported on an ATV, pick-up truck or van, using grooves for tie down straps and six handles for positioning. Not suitable for petrol or diesel.

Capacity:	200L
Power:	180W
Voltage:	12V
Current:	15A
Flow Rate:	20L/min
Size (W x D x H):	1100 x 800 x 470mm

D 12V

Diesel
400L



AdBlue®
50L

D D440T

400L/50L Portable Combi Fuel Tank

Manufactured from hard-wearing and durable polyethylene. Main 400L capacity tank suitable for diesel, supplied with a 12V, 40L/min pump kit and automatic shut-off nozzle. A removable 50L tank for AdBlue®, supplied with a 12V, 17L/min pump kit and manual nozzle. Includes 4m delivery hose (x2), dispenser nozzle holder (x2), 4m of cable (x2) and clamps to connect to a battery. Covered by a lockable lid. Not suitable for petrol. Complies to ADR 1.1.3.1.C for exemption from requirements of ADR regulations.

Capacity:	Diesel 400L/AdBlue® 50L
Current:	Diesel Pump; 15A, AdBlue Pump®; 6A
Flow Rate:	Diesel; 40L/min, AdBlue®; 17L/min
Power:	Diesel; 180W, AdBlue®; 120W
Size (W x D x H):	1150 x 800 x 860mm




Auto Shut-Off

A TP109

Automatic Shut-Off Delivery Nozzle

Robust, die-cast, aluminium body with rubberised protective cover. Suitable for use with diesel and unleaded petrol dispensed using a pumped system. Automatic, micro-touch valve for instant shut-off when tank is full. Supplied with 3-stage trigger-lock. Suitable as replacement nozzle for Model No. TP955 Diesel/Fluid Transfer System. Not suitable for gravity dispensing.

Maximum Flow Rate:	60L/min
Nozzle Outside Diameter:	Ø21mm
Inlet Size:	1" BSP



B TP108

Manual Dispenser Nozzle

Die-cast aluminium body and trigger assembly. Delivery nozzle suitable for use with diesel and leaded petrol. Supplied with swivel connector. Suitable as replacement nozzle for Model No's TP9624 and TP963 Diesel/Fluid Transfer Pumps.

Maximum Flow Rate:	75L/min
Nozzle Outside Diameter:	Ø25mm
Inlet Size:	1" BSP



C
HIGH FLOW

C TPF01

Transfer Pump Filter

High flow fuel filter with 10 micron fuel filter element. Ideal for filtering out unwanted contaminants from fuel including small particles of rust, scale, grit and dirt. Can be installed on both mobile and stationary fuel pump systems. Features 1" BSP inlet and outlet threads. Fitted with brass drain cock for releasing unwanted contaminants.

Replacement Filter Element:	TPF01.F
-----------------------------	---------



3m

D TP963

Gravity Dispensing Kit

3m Delivery hose with 1" male brass connectors. Supplied with 1" male and female lockable, brass, angle valve and Model No. TP108 delivery nozzle.

Weight:	3.53kg
---------	--------



E

12V

E TP94

12V Low Voltage Submersible Transfer Pump

Robust and compact portable pump for use with diesel, non-aggressive chemicals and clean or dirty water. Suitable for re-fuelling/fluid transfer of plant, agricultural and marine equipment on site. The pump is supplied with a 3m outlet hose and stainless steel nozzle plus a 4m battery cable with clips. Will fit through a Ø54mm aperture to allow emptying of containers. End cap can be unscrewed for periodic cleaning of the filter.

Voltage:	12V
Current:	4.5A
Duty Cycle:	15min/hr
Flow Rate:	16.5L/min



F TP956

Diesel & Fluid Flow Meter

Volumetric nutating disc meter with 3-digit resettable batch display and 6-digit cumulative total display. Unique filter and flange assembly allows meter to be positioned in four configurations.

Flow Rate:	20-120L/min
------------	-------------



G TP101

Digital Diesel & Fluid Flow Meter

Robust rubber housing with integral digital electronic metering. Easy-to-read large, 4-digit, 28mm high LCD display calibrated in litres, quarts, pints and gallons. Features flow rate indication. 1" x 1" BSP Male/Female fittings. Powered by 2 x AAA batteries (supplied). IP65 Rated protection.

Flow Rate:	7-120L/min
------------	------------



E

A

12V

230V



A TP6818

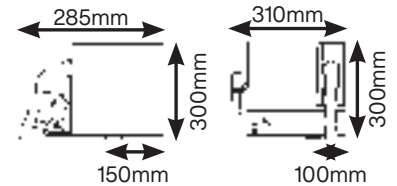
205L 12V & 230V Electric Drum Pump

Electric drum mounted pump designed for pumping diesel, AdBlue®, antifreeze, detergents, water and light oils up to a viscosity of 100cst. Fitted with built-in fuse for protection, with a silenced motor keeping noise to a minimum. Telescopic suction tube features a stainless steel filter at the base of the tube, preventing foreign matter from entering the motor. Pump housing features a convenient holder for storing the dispensing nozzle. Includes 230V mains adaptor and 12V battery clips allowing user to operate unit with whichever supply is available. Supplied with a 2" BSP adaptor, 2m hose and manual dispensing nozzle with spout.

Voltage:	12/230V
Current:	3A
Power:	16.8W
Duty Cycle:	15min on/30min off
Flow Rate:	16L/min
Fuse:	5A

B

230V



B TP955

56L/min Wall Mounting Diesel/Fluid Transfer System with Meter

Self-priming, rotary vane pump with bypass valve. Direct drive 230V motor fitted with overload protector. Volumetric, nutating disc, resettable meter with large 3-digit display. Supplied with Model No. TP109 Automatic Delivery Nozzle and 4m of reinforced 3/4" hose. Unit is suitable for wall, tank or pedestal installation.

Voltage:	230V
Speed:	2900rpm
Current:	3A
Power:	350W
Flow Rate:	56L/min
Pressure:	29psi(2bar)
Protection:	IP55

C

12V

24V



C SEE BELOW

Portable Diesel/Fluid Transfer Pumps

Electric 12 or 24V pump kits with battery clips. Pump housed in a die-cast aluminium casing. Suitable for filling diesel vehicles in the field. Self-priming units deliver up to 46L a minute of fluid. Supplied with 4m of hose and manual delivery nozzle. Includes on/off switch, carry handle, four hose clamps, three hose tails, mounting plate, PTFE tape and suction hose filter. Features in-line fuse with two replacement fuses supplied.

Model No:	TP96	TP9624
Voltage:	12V	24V
Speed:	2600rpm	2600rpm
Current:	18A	11A
Power:	190W	220W
Duty Cycle:	30min/hr	30min/hr
Flow Rate:	46L/min	46L/min

D

12V

24V



High Flow

D SEE BELOW

High Volume Diesel & Fluid Transfer Pumps

Electric 12 or 24V pump kits with battery clips. High flow pump units with bypass valve, suitable for filling diesel vehicles in the field. Cast iron pump body with anti-corrosion finish. Includes on/off switch, delivery hose with manual delivery nozzle and filter.

Model No:	TP98	TP9824
Voltage:	12V	24V
Speed:	2000rpm	2000rpm
Current:	35A	18A
Power:	240W	240W
Duty Cycle:	30min/hr	30min/hr
Flow Rate:	85L/min	85L/min

A 1L



A JMX01 1L 2-Stroke Petrol/Fuel Mixing Bottle

1L Mixing bottle for accurately mixing fuel and oil ratios for 2-stroke engines. Markings at 25:1, 32:1, 40:1 and 50:1, enabling the user to easily identify the correct mixture for their engine.

Capacity:	1L
Ratio:	25:1, 32:1, 40:1, 50:1

B

500ml



B JM500 500ml Mixture Measuring Jug

Translucent measuring jug with 500ml capacity. Easy-to-read scale in litres, millilitres and mixture percentage levels. Accurate to $\pm 1\%$.

Capacity:	0.5L
-----------	------

C

1L

5L



C SEE BELOW Measuring Jugs

Opaque, low density polythene measuring jugs with scales for indication purposes only.

Model No:	Capacity:
J1E	1L
J5E	5L

D

1.5L

5L



D SEE BELOW Measuring Jugs

Heavy-duty ergonomic design with easy-to-read scale and large base for added stability. Manufactured from hard-wearing polyethylene, resistant to oil, fuel and most acids. Fixed straight spout. Scale for indication purposes only.

Model No:	Capacity:
J1RS	1.5L
J5RS	5L

E



E SEE BELOW Translucent Measuring Jugs

A range of five translucent polypropylene measuring jugs with easy-to-read scales for accurate measurement ($\pm 1\%$).

Model No:	Capacity:
JT0250	0.25L
JT0500	0.5L
JT1000	1L
JT2000	2L
JT5000	5L

F

1L

5L



F SEE BELOW Measuring Jugs with Rigid Spout

Robust and stable ergonomic design. Manufactured from hard-wearing polyethylene, resistant to oil, fuel and most acids. Fixed straight spout. Scales on these jugs are for indication purposes only and are not intended for 100% accuracy.

Model No:	Capacity:
J1	1L
J5	5L

G



1L

2L

G SEE BELOW

Oil Containers with Lid & Flexible Spout

Polyethylene jugs resistant to oil and similar viscosity fluids. Removable flexible spout. Screw cap and lid enable jugs to be used as a container, to ensure safer handling of liquid, preventing spillages. Scales on these jugs are for indication purposes only and are not intended for 100% accuracy.

Model No:	Capacity:
JDL1	1L
JDL2	2L

H

5L



H SEE RIGHT 5L Oil Containers with Lid & Flexible Spout

Polyethylene jugs resistant to oil and similar viscosity fluids. Removable flexible spout. Screw cap and lid enables jug to be used as a container, to ensure safer handling of liquid, preventing spillages. Scales on these jugs are for indication purposes only and are not intended for 100% accuracy.

Model No:	Capacity:	Lid Colour:
JDL5	5L	Black
JDL5R	5L	Red
JDL5B	5L	Blue
JDL5G	5L	Green
JDL5L	5L	Lime
Description:		
JDL5SET	Set of 5 (1 of each)	



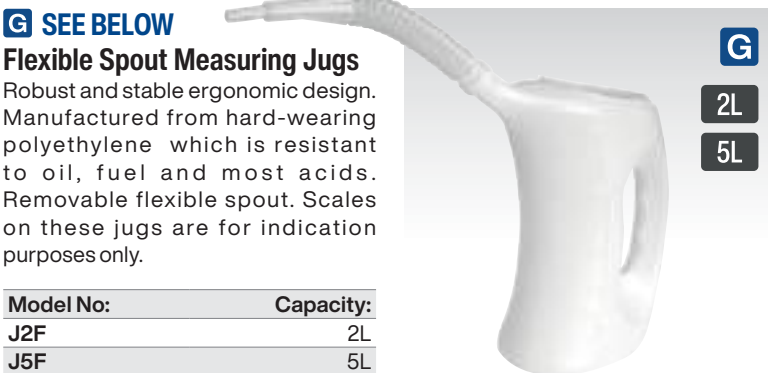
A SEE BELOW
Metal Measuring Jugs with Flexible Spout
 Wide mouthed tin-plated jugs with flexible metal spout. Handle for safe and easy pouring.

Model No:	Capacity:
JM1F	1L
JM2F	2L



B VS563
5L Measuring Jug with Flexible Spout
 Transparent measuring jug with removable flexible spout. Wide base for extra stability.

Capacity:
5L



G SEE BELOW
Flexible Spout Measuring Jugs
 Robust and stable ergonomic design. Manufactured from hard-wearing polyethylene which is resistant to oil, fuel and most acids. Removable flexible spout. Scales on these jugs are for indication purposes only.

Model No:	Capacity:
J2F	2L
J5F	5L



H VS7100
Engine Oil Funnel - BMW, Mercedes, Toyota/Lexus, VAG
 Fastens and seals into the engine filler. Hands-free operation with no mess or spills.

Applications:
BMW, Mercedes, Toyota/Lexus, VAG

I VS7101
4pc Engine Oil Funnel - BMW, Fiat, Ford, Mazda, Mercedes, Toyota/Lexus, VAG
 Fastens and seals into the engine filler with four manufacturer specific adaptors. Covering a large proportion of modern vehicles including the VAG range, Fiat 500 0.9L MultiAir and Fiesta 1.0L EcoBoost. Hands-free operation with no mess or spills. See instructions on www.sealey.co.uk for complete list of vehicle applications.

Adaptor 1:	Ø37 x 3mm Pitch - Threaded
Adaptor 2:	Bayonet - 9mm Lugs
Adaptor 3:	Ø33.5mm - Twist Fitting
Adaptor 4:	Ø33 x 3.5mm Pitch - Threaded



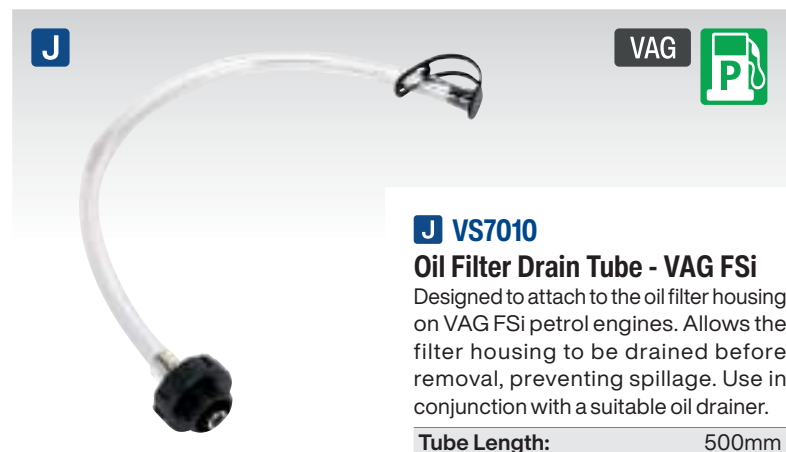
C-F SEE BELOW
Engine Oil Funnel Sets
 Fastens and seals into the engine filler with two manufacturer specific adaptors. Covering a large proportion of modern vehicles. Hands-free operation with no mess or spills. See instructions on www.sealey.co.uk for complete list of vehicle applications.

C VS7104
3pc Renault, Nissan
 Adaptors: 1; Bayonet - 6mm Lugs

D VS7102
4pc Engine Oil Funnel Set Renault, Nissan
 Adaptors: 1; Bayonet - 8mm Lugs, 2; Bayonet - 6mm Lugs

E VS7105
5pc Audi, Seat, Skoda, Volkswagen
 Adaptors: 1; Knob Type - 39mm, 2; Clip Type - 38mm, 3; Ø45mm - Twist fitting

F VS7106
4pc BMW, Mercedes-Benz
 Adaptors: 1; Ø51mm Twist Fitting, 2; Clip Type - 38mm



J VS7010
Oil Filter Drain Tube - VAG FSi
 Designed to attach to the oil filter housing on VAG FSi petrol engines. Allows the filter housing to be drained before removal, preventing spillage. Use in conjunction with a suitable oil drainer.

Tube Length:
500mm



A-D SEE BELOW

Metal Funnels with Filter

Manufactured from tin-plate with polyethylene spout. Removable brass filter. High rim acts as splash guard. Handle for safe and easy pouring. Suitable for industrial and workshop use. Model No's FM16F and FM20F feature fixed and flexible spouts.

Model No:	Spout Type:	Diameter:
A FM16	Fixed	Ø160mm
B FM20	Fixed	Ø200mm
C FM16F	Flexible/Fixed	Ø160mm
D FM20F	Flexible/Fixed	Ø200mm



E-F SEE BELOW

Funnels with Filter & Closing Lid

Heavy-duty polyethylene funnels resistant to oil, fuel and some acids. Model No. F99240 supplied with 2" BSP drum adaptor for direct fitting to 205L drum. Features contoured body for easy handling, dust cover and flexible spout. Fitted with integral wire mesh filter to keep contaminants out. Manufactured with splash-proof curved funnel opening.

Model No:	2" BSP Fitting:	Diameter:
E F99200	✗	Ø200mm
F F99240	✓	Ø240mm



G VFF1
Ø160mm Valved Funnel with Flexible Spout & Filter

Heavy-duty polyethylene funnel resistant to oil, fuel and some acids. Features lockable valve nozzle and integral wire mesh filter to keep contaminants out. Supplied with flexible spout with end cap. Fitted with handle for safe and easy pouring.

Diameter:	Ø160mm
------------------	--------



H F6
Ø160mm Funnel with Flexible Spout & Filter

Polyethylene funnel resistant to oil, fuel and some acids. Features a removable flexible spout and side handle. Supplied with internal mesh filter.

Diameter:	Ø160mm
------------------	--------



I UOF2
2pc Universal Oil Funnel

Specially designed funnel with a clamp that allows the user to pour using both hands and that can adjust to different pipe widths. With a transparent, lower chamber to watch the flow of fluid. Will fit pipes 22mm to 72mm wide.

Diameter:	Ø124mm
------------------	--------



J F16
Ø160mm Funnel with Fixed Offset Spout & Filter

Polyethylene funnel resistant to oil, fuel and some acids. Fitted with offset rigid spout. Ideal for vehicles with smaller diameter unleaded filler necks. Fitted with handle and removable brass filter.

Diameter:	Ø160mm
------------------	--------



K F16F
Ø160mm Funnel with Flexible Spout & Filter

Polyethylene funnel resistant to oil, fuel and some acids. Removable 2-step flexible spout. Ideal for vehicles with smaller diameter unleaded filler necks. Fitted with handle and removable brass filter.


Diameter:	Ø160mm
------------------	--------



L F2F
Ø200mm Funnel with Flexible Spout & Filter

Polyethylene funnel resistant to oil, fuel and some acids. Removable 2-step flexible spout. Grip tab with integral hanging eye. Ideal for vehicles with smaller diameter unleaded filler necks. Fitted with handle and removable brass filter.

Diameter:	Ø200mm
------------------	--------



A-B SEE BELOW

Economy Fixed Spout Funnels

Polyethylene funnels suitable for changing oil, antifreeze and windscreen wash. Rigid straight spout with ventilation tube. Grip tab with integral hanging eye. This economy range is available in two sizes. Not suitable for acetone, gun wash, thinners or petrol.

Model No:	Diameter:
A F1E	Ø115mm
B F2E	Ø190mm



C NEW

C F92

4pc Economy Fixed Spout Small Funnel Set

Small polyethylene funnel set suitable for many fluids including oil, antifreeze and windscreen wash. Set comprises Ø50mm, Ø75mm, Ø95mm and Ø115mm funnels with hanging tabs. Not suitable for acetone, gun wash, thinners or petrol.

Diameters:	Ø50, 75, 95, 115mm
------------	--------------------



D F94

4pc Economy Fixed Spout Funnel Set

Polyethylene funnel set suitable for many fluids including oil, antifreeze and windscreen wash. Set comprises Ø77mm, Ø96mm, Ø113mm and Ø138mm funnels with hanging tabs. Not suitable for acetone, gun wash, thinners or petrol.

Diameters:	Ø77, 96, 113, 138mm
------------	---------------------



E F98

3pc Fixed Spout Funnel Set

Polyethylene funnel set suitable for many fluids including detergents, pesticides, diesel and petrol. Set comprises Ø75mm, Ø150mm and Ø250mm funnels with hanging tabs. Not suitable for acetone, gun wash or thinners.

Diameters:	Ø75, 150, 250mm
------------	-----------------



F-H SEE BELOW

Fixed Spout Funnels

Polyethylene funnels resistant to oil, fuel and some acids. Rigid straight spout with ventilation tube. Grip tab with integral hanging eye. Model No's F2 and F3 include filter.

Model No:	Diameter:
F F1	Ø120mm
G F2	Ø200mm
H F3	Ø250mm



G & H include filter.



I SEE BELOW

Large Fixed Spout Funnels

Polyethylene funnels resistant to oil, fuel and some acids. Features a rigid straight spout and an integral side hook for hanging.

Model No:	Diameter:
F4	Ø185mm
F5	Ø250mm



J OIL/F Oil Funnel

Square design and tapered spout fits into most engine filling holes. Manufactured from durable polypropylene material. Rectangular aperture (180 x 100 x 145mm) to accommodate up-ended containers.



K OIL/TF Tractor Funnel with Debris Filter

Heavy-duty funnel manufactured from high-density polyethylene. 255 x 165mm Aperture to accommodate up-ended containers. Supplied with debris filter. Tapered spout with venting ribs.



A F10COMBO

10pc Funnel Combo

Please refer to the individual Model No's for full specification.

Contents:

- F94 - 4pc Economy Fixed Spout Funnel Set
- F12S - Clip-On Funnel with Spout (x2)
- OIL1F - Oil Funnel
- F6 - Ø160mm Flexible Spout Funnel with Filter
- VFF1 - Ø160mm Flexible Spout Valved Funnel with Filter
- F99200 - Ø200mm Funnel with Closing Lid

B SEE BELOW

Clip-On Funnels with Spout

Suitable for use with detergent, antifreeze, coolants, oil, petrol and diesel. Funnel clips on bottle necks of most bottles to prevent spills using a Ø25-60mm diameter opening. Supplied with 170mm flexible hose.

Model No:	F12S	F12
Diameter:	Ø25-60mm	Ø25-60mm
Quantity:	Single	Display Box of 12



C MF2/BC

2L Measuring Funnel with Lid and Base

A jug and funnel built into one. Graduations that can be used for transferring a measured quantity of fluid without any spills or splashes. Simple press of a lever dispenses liquid through a built-in metal sieve to ensure contaminant-free transfer. Replace funnel back into base in between use, no need to pour unwanted liquids back into original storage container. Recommended for use with oils and other similar viscosity liquids. Do not use with water based media.

Capacity: 2L



D-F SEE BELOW

Water Containers

Plastic water containers with screw cap and inner sealing plug. Model No's WC20 and WC30 feature spout and provision for air vent for smooth pouring.

Model No:	D WC10	E WC20	F WC30
Capacity:	10L	20L	30L



G-I SEE BELOW

Fluid Containers with Tap

Professional quality fluid containers. Manufactured from heavy-duty thick walled polyethylene making these containers highly resilient to general wear. Features ergonomically designed body and handle for added stability and control. Fitted with screw cap and swivel tap for easy fluid control.

Model No:	G WC10T	H WC20T	I WC35T
Capacity:	10L	20L	35L



A EC94

Ø1/2" ID Hose Jiggle Syphon

Syphon type drainer with jiggle action. Simply move hose up and down in vertical position to start flow. Supplied with a Ø1/2" ID 1.75m hose. Also suitable for petrol.

Length: 1.75m



B EC9434

Ø3/4" ID Hose Jiggle Syphon

Syphon type drainer with jiggle action. Simply move hose up and down in vertical position to start flow. Supplied with a Ø3/4" ID 2m hose. Also suitable for petrol.

Length: 2m



C NEW

5L

30ml per stroke

C TP5000

5L Container Hand Pump

Hand pump that fits 5L containers with a 38mm screw top. Features quick-fit nozzle. Mess and waste liquid eliminated. Suitable for a wide variety of viscous products, such as engine oil, coolant and detergents etc. Includes a set of three clear hoses; 80, 135, 590mm.



D EC96

Emergency Fuel Transfer Syphon Pump for Petrol/Diesel/Water/Low Viscosity Fluids

Emergency fuel, syphon action transfer pump with starter bulb and built-in outlet and inlet valve to prevent backflow. Easy-to-use compact manual hand siphon pump with self-priming feature. High quality rubber construction of the pump, making it lightweight and portable. Ideal for use in any workshop or outdoors. Suitable for Petrol, diesel, water, low viscosity fluids and non-aggressive chemicals.

Length: 2m



E EC97

Emergency Fuel Transfer Syphon Pump for Petrol/Diesel/Water/Low Viscosity Fluids

Emergency fuel, syphon action transfer pump with starter bulb and built-in outlet and inlet valve to prevent backflow. Easy-to-use compact manual hand siphon pump with self-priming feature. Suitable for Petrol, diesel, water, low viscosity fluids and non-aggressive chemicals.

Length: 1.7m



F TP501

Fluid Transfer Pump

Brass constructed pump suitable for syphoning a variety of fluids including oils, coolants, transmission fluid, diesel and antifreeze. Fitted with removable neoprene end caps. Supplied with 1m x 6mm intake hose and 600mm x 12mm discharge hose. Ideal for draining gearboxes and differentials. Delivers approximately 100ml per stroke.



G TP50

Multipurpose Syphon & Pump Kit

Composite pump assembly suitable for the syphoning of fluids including diesel, petrol, oil, detergents and pesticides. Not suitable for use with aggressive detergents and solvents. Supplied with two 1.3m transfer hoses and a 1.2m narrow bore hose for performing oil extraction through the dipstick tube. The pump may also be used on inflatables such as footballs and tyres - a 400mm hose and various clip-on connectors are supplied for this purpose.




TP50 is suitable for syphoning petrol and diesel.



H TP6918

Double Diaphragm Fuel Transfer Pump

Self-priming high performance double diaphragm lever pump. Heavy-duty die-cast aluminium pump head with stainless steel pistons and fuel resistant nitrile rubber diaphragm. 2" BSP Connector and telescopic dip tube to suit 50 to 205L drums. Approximately 800ml per full stroke discharge. Supplied with 8ft anti-static discharge hose and delivery nozzle with holder. Suitable for various oils, petrol, diesel, antifreeze, paraffin and other non-corrosive fluids.



STORAGE OF FUEL

Note that most local authorities permit the in-use storage of limited quantities of fuels without holding a storage licence. Check with your local authority for more information.



A-B SEE BELOW

3L Stackable Fuel Cans with Flexible Spout

Plastic fuel cans with safety screw lock cap and flexible spout. Stackable design to save space. Colour-coded for easy identification of contents. Red - Lead Replacement Fuel, Black - Diesel.

	A	B
Model No:	JC3R	JC3B
Colour:	Red - Lead Replacement Fuel	Black - Diesel
Capacity:	3L	3L



C-D SEE BELOW

Jerry Can Adaptors

Jerry can adaptors suitable for converting standard fuel cans into portable fuel tanks for generators, engines and other equipment. Features breather holes and bayonet style fittings to attach onto all Sealey metal fuel cans. Ideal for testing/running engines on alternative fuel sources. JCA2 features secondary return hose fitting. Suitable for Ø8mm hose (not included).

Model No:	Adaptor Type:
C JCA1	Single Tube
D JCA2	Double Tube



K SEE BELOW

Vehicle Brackets for Jerry Cans

Lockable vehicle mounting brackets with anti-vibration mounts for Sealey metal 10L and 20L jerry cans. Ideal for a variety of vehicles including agricultural, 4x4 and commercial. Padlock not included.

Model No:	Jerry Cans Suitability:
JC10VB	10L
JC20VB	20L



E-J SEE BELOW

5L & 10L Fuel Cans with Flexible Spout

Plastic fuel cans with safety screw lock cap and flexible spout. View strip to gauge fuel level. Colour-coded for easy identification of contents. Red - Lead Replacement Fuel, Green - Unleaded Fuel, Black - Diesel.

	E	F	G	H	I	J
Model No:	JC5R	JC10PR	JC5G	JC10PG	JC5B	JC10PB
Colour:	Red	Red	Green	Green	Black	Black
Capacity:	5L	10L	5L	10L	5L	10L

A-I SEE BELOW

5, 10 & 20L Jerry Cans

Manufactured from 0.9mm pickled steel sheet with fuel resistant lining. Available in 5L, 10L and 20L capacities. Colour-coded for easy identification of content. Red - Lead Replacement Fuel, Green - Unleaded Fuel, Black - Diesel. Includes unique wide channel breather for smoother pouring. Leak-proof bayonet closure allows storage of the can in any position. The bayonet is additionally secured with a locking pin to prevent accidental opening. Lined inner tank to prevent rusting from petrol, diesel, oil, water or alcohol. Manufactured and tested to comply with UN Dangerous Goods and DIN standards.



A-C SEE BELOW

Jerry Cans - Red

	A	B	C
Model No:	JC5MR	JC10	JC20
Capacity:	5L	10L	20L
Optional Spout:	JC20/S	JC20/S	JC20/S



J SEE BELOW

Metal Jerry Can Pouring Spouts

Detachable pouring spouts for JC5M, JC10 and JC20 Series Jerry Cans.


Model No:	Type:
JC20/S	Red - Lead Replacement Fuel
JC20G/S	Green - Unleaded Fuel
JC20B/S	Black - Diesel



D-F SEE BELOW

Jerry Cans - Green

	D	E	F
Model No:	JC5MG	JC10G	JC20G
Capacity:	5L	10L	20L
Optional Spout:	JC20G/S	JC20G/S	JC20G/S



K SEE BELOW

Metal Jerry Can Flexible Pouring Spouts

Detachable flexible pouring spouts for JC5M, JC10 and JC20 Series Jerry Cans.

Model No:	Type:
JC20D/S	Diesel
JC20P/S	Petrol



G-I SEE BELOW

Jerry Cans - Black

	G	H	I
Model No:	JC5MB	JC10B	JC20B
Capacity:	5L	10L	20L
Optional Spout:	JC20B/S	JC20B/S	JC20B/S



L JCSS

5L & 10L Metal Jerry Can Smart Spout

Detachable smart spout for Model No's. JC5M and JC10 Series Jerry Cans. Automatic stop feature ensures no overspill occurs.



M JCS01

Jerry Can Seal

Universal seal suitable for standard 5, 10 and 20L Jerry Cans.

Barrel Bunds

Anyone storing oil in containers greater than 200L are affected by the Control of Pollution (Oil Storage) (England) Regulations 2001. Any tank, container or drum must be banded. The bund must have a capacity of no less than 110% of the largest or 25% of their total aggregate storage capacity, whichever is the greater. All Sealey Barrel Bunds comply with these regulations.

A-B SEE BELOW

Polyethylene Barrel Bunds

Manufactured from high-density polyethylene, making these bunds ideal for storing aggressive chemicals. Lightweight construction for easy transportation and positioning, yet still strong and durable.

Model No:	Dimensions (W x D x H):	Drum Capacity:
A DRP12	1220 x 820 x 330mm	2 x 205L
B DRP13	1280 x 1280 x 275mm	4 x 205L



A



2 x 205L Drum Capacity

B



4 x 205L Drum Capacity

C-D SEE BELOW

Steel Barrel Bunds

Manufactured from heavy-duty 1.75mm steel. Removable galvanized steel grid platform. Bunds can be accessed and moved by pallet truck and forklift from all four sides.

Model No:	Dimensions (W x D x H):	Drum Capacity:
C DRP10	1340 x 800 x 335mm	2 x 205L
D DRP11	1200 x 1200 x 275mm	4 x 205L

E DRP15

Adjustable Height Ramp for Barrel Bunds & Kerbs

Adjustable ramp enables easy drum handling over kerbs and onto barrel bunds. Made from heavy-duty steel with tread plate to help prevent slipping whilst moving drum. Height adjustment allows ramp to fit barrel bunds from 275 to 345mm high. Adjustable kerb attachment allows easy-access up and down kerbs from 90 to 140mm high.

Length:	965mm
Ramp Width:	750mm
Overall Width:	830mm
Barrel Bund Height Adjustment:	275-345mm
Kerb Height Adjustment:	90-140mm



C



2 x 205L Drum Capacity


D



4 x 205L Drum Capacity

E

Height Adjustable
90-345mm



Suitable for
Barrel Bunds
& Kerbs

A-B SEE BELOW

Polyethylene Barrel Bunds

Manufactured from high-density polyethylene, making these bunds ideal for storing aggressive chemicals. Lightweight construction for easy transportation and positioning, yet still strong and durable. Features 250L spill tray, compatible with most forklifts and pallet trucks.

Model No:	Dimensions (W x D x H):	Drum Capacity:
A DRP17	1300 x 750 x 440mm	2 x 205L
B DRP18	1380 x 1290 x 280mm	4 x 205L

C DRP24

IBC Bund 1660 x 1670 x 710mm

Heavy-duty polyethylene IBC bund designed to catch and prevent spillages. Features polyethylene centre support providing added strength and stability to load. Manufactured with 1100L spill tray to comply with storage regulations. Suitable for storage of 1x IBC container. Can be easily moved by forklifts and pallet trucks. Max load 2500kg.

Dimensions (W x D x H):	1660 x 1670 x 710mm
Drum Capacity:	1 x IBC



A



2 x 205L Drum Capacity

B



4 x 205L Drum Capacity

C



1 x IBC Drum Capacity

D DRP20

2 Drum Work Floor 1600 x 800 x 150mm

Heavy-duty polyethylene work floor suitable for storing two 205L drums. Features 120L spill tray under removable platform to catch and prevent oil and chemical spillages. Suitable for short term storage of 205L drums. Designed for creating a dispensing area or for static containment of spills. Manufactured with slip resistant surface and lightweight construction allowing easy transportation and positioning. Ramp available to access work floor, order Model No. DRP21.

Dimensions (W x D x H):	1600 x 800 x 150mm
Drum Capacity:	2 x 205L

E DRP21

Work Floor Ramp

Heavy-duty polyethylene ramp compatible with Model No. DRP20. Fitted with locating pins which slot into DRP20 Work Floor for added stability when manoeuvring drum. Manufactured with non-slip resistant texture. Features user friendly gradient for easy loading.

Dimensions (W x D x H):	810 x 1290 x 180mm
--------------------------------	--------------------



Anyone storing oil in containers greater than 200L are affected by the Control of Pollution (Oil Storage) Regulations 2001. Any tank, container or drum must be banded. The bund must have a capacity of no less than 110% of the largest or 25% of their total aggregate storage capacity, whichever is the greater. All Sealey Barrel Bunds comply with these regulations.

D



2 x 205L Drum Capacity

E





A 2 x 205L Drum Capacity

A **DRP34**

2 Drum Storage Racking

Manufactured from heavy-duty steel. Stores two 205L drums in a horizontal position.

Dimensions (W x D x H): 1145 x 760 x 325mm



B 2 x 205L Drum Capacity

B **DRP22**

Dispensing/Storage Drum Rack Unit

High-density polyethylene construction, suitable for storing 2 x 205L drums. Moulded with gradual decline and recesses to secure drum. Horizontal storage of drums provides access to dispense contents into smaller containers. Fitted with 450L spill tray ideal for catching and preventing spillages. Can be easily moved by forklifts and pallet trucks.

Dimensions (W x D x H): 1375 x 1350 x 635mm
Drum Capacity: 2 x 205L



C **NEW**

86L

C **DRP102**

86L Drum Tray

Pouring, made easy. The Drum Tray is the perfect accessory for collecting spills and reducing waste when filling drums. Compatible with standard 205L drums. Raised ribs help prevent collected spills from coming into contact with the base of the drum.

Diameter: 890mm
Height: 190mm
Capacity: 86L



D **NEW**

10L

E **NEW** **10L**

F **30L**

G **30L**

H

60L

I **60L**

K **NEW** **100L**

J **NEW**

100L

D-K **SEE BELOW**

Spill Trays

Manufactured from high-density polyethylene, making these spill trays ideal for catching and preventing oil and chemical spillages. Lightweight for easy transportation and positioning, yet still strong and durable. Spill trays available with or without platform.

Model No:	Dimensions (W x D x H):	Spill Capacity:	Drum Capacity:
D DRP28*	300 x 400 x 150mm	10L	-
E DRP29	300 x 400 x 150mm	10L	-
F DRP30*	800 x 400 x 165mm	30L	2 x 25L
G DRP31	800 x 400 x 165mm	30L	2 x 25L

Model No:	Dimensions (W x D x H):	Spill Capacity:	Drum Capacity:
H DRP32*	1000 x 600 x 175mm	60L	6 x 25L
I DRP33	1000 x 600 x 175mm	60L	6 x 25L
J DRP100*	1200 x 800 x 175mm	100L	8 x 25L
K DRP101	1200 x 800 x 175mm	100L	8 x 25L

*Note Model No's DRP28, DRP30, DRP32, and DRP100 are without platforms.

Useful information - Containment facilities should have sufficient capacity to contain at least 25% of the total volume of the containers being stored, or 110% of the largest container, whichever is the greater.



A TPA02
Ø56mm Trisure Drum Adaptor



B TPA03
Ø64mm US Buttress Drum Adaptor



C TPA04
Ø69mm Mauser Drum Adaptor



D TPA05
Ø58mm Berg Drum Adaptor



E TPA07
Ø61mm DIN 61/31 Drum Adaptor



F TPA09
Ø71mm DIN 71 Drum Adaptor

A-F SEE BELOW

Drum Adaptors

Choose from our extensive range of high quality polypropylene drum adaptors. Manufactured to fit all popular makes of drum closures. All adaptors are fitted with standard 2" BSP thread.

	A	B	C	D	E	F
Model No:	TPA02	TPA03	TPA04	TPA05	TPA07	TPA09
Thread Size:	2" BSP	2" BSP	2" BSP	2" BSP	2" BSP	2" BSP
Thread B Major Diameter:	Ø56mm	Ø64mm	Ø69mm	Ø58mm	Ø61mm	Ø71mm
Thread B Minor Diameter:	Ø51mm	Ø57mm	Ø62mm	Ø55mm	Ø55mm	Ø66mm
Thread B Pitch:	4.5mm	5mm	6mm	3.5mm	6mm	6mm



G TP125
2" BSP Drum Tap
Polyethylene drum tap with 2" BSP thread, fitted with EPT gasket. Features padlock hole, hanging hook for buckets and port for installing a sight glass. Large bore drains drums quickly and easily.



H TP126
3/4" BSP Drum Tap
Polythene constructed drum tap with 3/4" BSP thread.



I TP12
3/4" BSP Lockable Drum Tap
Polythene constructed tap with 3/4" BSP thread and neoprene washer.




J TP124
1/2" & 3/4" BSP Drum Tap
Brass body and nickel-plated drum tap with hose tail outlet suitable for use with extension hoses. Fitted with 1/2" BSP thread and supplied with 3/4" BSP adaptor. Needs only half turn of handle to open or close tap.



K TP128
3/4" BSP Zinc Die-Cast Lockable Drum Tap
Zinc die-cast, push-pull tap with locking facility to prevent unauthorised access to drum contents. Nitrile seals, suitable for most liquids normally stored in plastic and steel drums. 3/4" BSP Thread.



L TP123
3/4" BSP Auto-Release Lockable Drum Tap
Self-closing safety drum tap with brass plated alloy body. Features built-in flame arrestor for dispensing flammable or non-flammable liquids. Steel handle can be padlocked closed. Fitted with 3/4" BSP thread.

**A TP130****Aluminium Drum Wrench**

Manufactured from hardened and tempered cast aluminium for increased strength. Designed to fit most 2" BSP and 3/4" BSP drum plugs.

Length: 270mm

B TP122**Drum Wrench**


Universal wrench suitable for opening a variety of drums. Made from a tough composite material.

C ADB08**IBC Pump Mounting Bracket**

Hanging bracket and fixings to attach Sealey 12V and 230V fluid transfer pumps to 1000L intermediate bulk containers. Supplied with a delivery nozzle holder that can also act as a drip tray to catch any accidental spills. Can be used with most brands of fluid transfer pumps.

E ADB09**Drum Pump Mounting Bracket**


Bracket and fixings to attach Sealey 12V and 230V fluid transfer pumps to 205L barrels. Supplied with a delivery nozzle holder that can also act as a drip tray to catch any accidental spills. Can be used with most brands of fluid transfer pumps.

**G TP11****205L Drum Stillage**

Allows safe storage of 205L drums in the horizontal position for quick dispensing of contents. Radiused frame helps up-end drums.

H TP112**205L Mobile Drum Stillage**

Allows safe storage of 205L drums in the horizontal position for quick dispensing of contents. Radiused frame helps up-end drums. Highly manoeuvrable on two heavy-duty rubber tyres and two castors. Fitted with rubber handgrip.

**D TP129****Drum Level Indicator**

Easy and cost effective method of determining level of fluid in a 205L drum. Fitted with a 3/4" BSP thread which screws directly onto the smaller hole on 205L drums, leaving the 2" BSP thread free for installing pumps. Indicator face is marked from 0-210 litres. Unit is fitted with a water filled polyethylene float allowing the indicator to be used with a variety of fluids. Note: TP129 is not a precise measuring device, unit is for indication purposes only.

**F DH02****Mobile 205L Drum Handler**

Ideal for manoeuvring, relocating and draining fully loaded drums. Lever handle raises drum in stages with fingertip operated locks. Adjustable for reach/leverage and clamp height. Clips on both sides hold drum secure in vertical or horizontal positions. Drum can be manually adjusted and held at any angle or, if contents need mixing, can be turned end-over-end. Fitted with two smooth-rolling, heavy-duty wheels and one castor with brake. Suitable for 205L drums.





Hydraulic

A DH01
205L Hydraulic Drum Truck

Less manual effort required as hydraulic ram clamps drum, then raises it off the ground for simple manoeuvring and relocation. Cradle is fitted with two smooth-rolling, heavy-duty wheels and one castor with brake. Suitable for 205L drums.

Lifting Height:	300mm
Width:	780mm
Drum Size:	205L
Weight:	37.3kg



D TP13
Drum & Barrel Trolley

Rigid steel construction suitable for safe movement and storage of steel and plastic barrels. Cradle fitted with two, smooth-rolling, heavy-duty Ø150mm wheels and one Ø75mm castor. 2-Position handle locks upright or at 45° and features tools for five different drum caps and a metal drum tilting attachment.



B



B TP205H
205L Drum Dolly with Handle

Transport drums quickly and safely on four large metal castors. Wheels are strategically positioned for even weight distribution and fitted with handle for easy manoeuvrability. Suitable for use with 205L drums.

Maximum Inner Diameter:	Ø605mm
Optional Dolly Only:	TP205



E



C

C ST30
205L Drum Handling Trolley

Tubular steel construction with heavy-duty solid rubber tyres. Simple to use, slip the loading lip under the drum and rock the drum over. The curve of the frame allows the drum to roll the trolley onto its wheels ready for transit. Drum can be secured using chain supplied. Fitted with rubber hand grips. Heavier loads may require two person operation.



E

HEAVY DUTY

E ST35
205L Drum Trolley/Stillage

Heavy-duty tubular steel construction drum trolley. Ideal for moving full 205L drums easily and safely. Features spring loaded mechanism ensuring stability and control whilst under load. Fitted with four wheels for moving easily over uneven surfaces. Features bracing strap to ensure load is secure. Unit can lay flat to enable use as a stillage.

Size (W x D x H):	550 x 560 x 1600mm
-------------------	--------------------



Hydraulic



A DH03
205L Drum Hydraulic Truck & Van Loader

Ideal for loading and unloading barrel bunds, vans and general drum handling when forklift is not available. Suitable for 205L drums. Foot operated hydraulics, side handles and smooth-rolling wheels aid handling and manoeuvrability.

Maximum Drum Height:	1610mm
Leg Height:	65mm
Leg Length:	590mm
Width Inside Legs:	700mm
Maximum Width:	800mm
Overall Maximum Height:	1950mm
Overall Minimum Height:	1710mm
Weight:	67kg



B DG06
Gator Grip Forklift
205L Drum Grab - 400kg Capacity

Manufactured from heavy-duty steel. Fitted with automatic grip lock to ensure maximum grip is maintained over rough terrain. Features suspension system to ensure safety. Suitable for use with 205L steel drums. Unit attaches to most forklifts and is secured using two heavy-duty fixing bolts.

Capacity:	400kg
Drum Size:	205L
Fork Opening:	560mm
Overall Size (W x D x H):	710 x 660 x 730mm
Weight:	60kg



C DG01
205L Drum Grab - 350kg Capacity

Lifts open or closed, loaded, steel drums with the aid of an overhead hoist. Keeps drum in vertical position reducing spillage. Heavy-duty steel construction. Suitable for use with 205L drums.

Capacity:	350kg
Drum Size:	205L
Weight:	9kg



For our range of cranes, see pages 316 to 319.



D DG02
205L Drum Clamp for Forklift
350kg Capacity

Simple mechanical feature allows drums to be picked up, relocated and released without leaving the driving position. Secures tightly to forklift arms using hand screws. Heavy-duty steel construction. Suitable for use with 205L drums.

Capacity:	350kg
Fork Opening:	623mm
Drum Size:	205L
Weight:	45kg



E DG04
205L Drum Grab - 500kg Capacity

Manufactured from heavy-duty steel with welded gripping hooks. Suitable for lifting 205L vertical steel drums with an overhead hoist. Hooks fit under the lip of the drum to provide a secure and stable lift.

Capacity:	500kg
Drum Size:	205L
Weight:	5kg

A 3L



B 9L



C 27L



A-C SEE BELOW

Ultrasonic Cleaning Tanks

Perfect for cleaning all small hard parts. Widely used by jewellers, watch, bicycle, car and motorcycle repairers, plus precision and model engineers. An ultrasonic cleaner that achieves great results on delicate items such as watch parts, PCB boards and electrical components, as well as mechanical items such as carburettors, spark plugs and injectors. The Degas function purifies the liquid in the tank to speed up the cleaning process. Using ultrasonic wave vibration, the intense cleaning action of the microscopic bubbles can penetrate the most inaccessible parts to remove dirt and grime. Achieve a pristine condition without any damage or wear to item. Made from durable stainless steel and fitted with a drain tap for easy emptying and mesh basket to keep smaller components together. Features soft cleaning mode enabling you to clean your more fragile items.

	A	B	C
Model No:	SCT03	SCT09	SCT27
Minimum Working Capacity:	2L	5L	14L
Maximum Working Capacity:	3L	9L	27L
Supply/Plug Type:	230V/3-Pin	230V/3-Pin	230V/3-Pin
Power Supply Cable Length:	1.4m	1.4m	1.4m
Motor Power:	120W	200W	500W
Overall Dimensions (W x D x H):	265 x 165 x 225mm	330 x 270 x 310mm	550 x 330 x 360mm
Weight:	3.34kg	8.56kg	16kg



F SM201
Parts Cleaning
Brush with Hose

Fits onto the flexible spout of Sealey parts cleaning tanks (except Model No. SM21) and allows a stream of fluid to pass through the bristles for extra cleaning power. Also suitable for other makes of tank - check with your distributor for compatibility. To use with Model No. SM40 order Model No. SM201/A (see **H**).

G BAPC/1
Parts Cleaning
Brush

Double end cleaning brush with solvent resistant bristles. Suitable for all types of water-soluble degreasing solvents. Also excellent for applying cutting oils when drilling and machining.

Length: 300mm

D

15L



D SM21

15L Bench/Portable Parts Cleaning Tank

One-piece tank with triple baked finish and fully sealed magnetic drive pump unit with replaceable impeller. Smaller capacity tank is suitable for benchtop mounting. Recirculated fluid is filtered before entering the pump and is directed over the workpiece with a flexible metal delivery nozzle. Includes removable shelf.

Overall Height:	225mm
Tank Height:	210mm
Tank Depth:	290mm
Tank Width:	395mm
Pump Output/hr:	90L
Motor Power:	26W
Supply/Plug Type:	230V/3-Pin
Power Supply Cable Length:	1.5m
Weight:	7kg
Minimum Working Capacity:	7L
Maximum Working Capacity:	15L



E

16L

E SM222

16L Mobile Parts Cleaning Tank with Brush

Blow-moulded parts cleaning tank with brush. Lightweight and mobile unit suitable for benchtop mounting. Fluid recirculated through filter and directed onto workpiece through long reach hose and brush. For use with soluble cleaning agents only.

Overall Dims. (W x D x H):	606 x 460 x 250mm
Tank Dims. (W x D x H):	520 x 350 x 75mm
Pump Output/hr:	100L
Motor Power:	16W
Supply/Plug Type:	230V/3-Pin
Power Supply Cable Length:	1m
Weight:	5.1kg
Minimum Working Capacity:	7.5L
Maximum Working Capacity:	16L



I SMS011

Magnetic Stainless Steel Parts Strainer

Magnetic stainless steel parts strainer, a great solution for storing nuts, bolts, parts and tools whilst in the process of cleaning. Corrosion free, lightweight design with magnetic base. Ideal for use with most parts cleaning systems.

Diameter: Ø270mm



A

50L

A SM19**50L Workshop Parts Cleaning Tank**

Heavy-duty one-piece tank. Fully sealed electric motor with magnetic drive pump unit. Lid features self-latching fusible link which automatically snaps lid shut in the event of a fire. Includes removable shelf and small parts basket. Flexible metal nozzle directs solvent over work. Supplied with workshop stand with integral storage shelf.

Overall Height:	960mm
Tank Height:	265mm
Tank Depth:	540mm
Tank Width:	775mm
Pump Output/hr:	200L
Motor Power:	13W
Supply/Plug Type:	230V/3-Pin
Power Supply Cable Length:	1.6m
Weight:	24.2kg
Minimum Working Capacity:	40L
Maximum Working Capacity:	50L

D SM224**50L Air Operated Mobile Parts Cleaning Tank with 65L Reservoir**

Steel fabricated 65L reservoir and 50L one-piece tank. Mobile unit with two castors and two fixed wheels, can easily be taken to work area. Air operated unit can be charged and used remotely without air supply for a limited period. Includes brush for cleaning workpiece and air blow gun for fast drying. Reservoir fitted with fluid level indicator and drain tap. Supplied with removable shelf and tray. Lid fitted with fusible link which automatically snaps lid shut in the event of a fire.

Overall Height:	1040mm
Tank Height:	180mm
Tank Depth:	485mm
Tank Width:	775mm
Pump Output/hr:	140L
Supply:	Air
Operating Pressure:	40-60psi
Air Consumption:	6cfm
Air Inlet:	1/4" BSP
Weight:	39.6kg
Maximum Working Capacity:	50L



B

50L

B SM28**50L Mobile Parts Cleaning Tank**

Heavy-duty one-piece tank. Fully sealed electric motor with magnetic drive pump unit. Lid features self-latching fusible link which automatically snaps lid shut in the event of a fire. Includes removable shelf and small parts basket. Flexible metal nozzle directs solvent over work. Supplied with workshop stand with integral storage shelf.

Overall Height:	960mm
Tank Height:	265mm
Tank Depth:	540mm
Tank Width:	775mm
Pump Output/hr:	200L
Motor Power:	13W
Supply/Plug Type:	230V/3-Pin
Power Supply Cable Length:	1.6m
Weight:	26.3kg
Minimum Working Capacity:	40L
Maximum Working Capacity:	50L



D

50L

AIR Operated



C

50L

Turbo Action

C SM20**50L Workshop Parts Cleaning Tank with Turbo Feature**

Heavy-duty one-piece steel tank. Triple baked enamel finish and fitted with fully sealed, magnetic drive pump unit. Fluid recirculated through replaceable filter element and directed onto workpiece through flexible metal delivery nozzle. Turbo agitation, bubbles air through fluid to reduce soaking time and requires workshop air supply in addition to 230V electrical supply. Can be used without turbo agitation if desired. Lid of tank fitted with fusible link hinge which automatically snaps lid shut in the event of a fire. Supplied with removable shelf and parts basket.

Overall Height:	880mm
Tank Height:	260mm
Tank Depth:	540mm
Tank Width:	775mm
Pump Output/hr:	200L
Motor Power:	25W
Supply/Plug Type:	230V/3-Pin
Power Supply Cable Length:	1.6m
Weight:	23.62kg
Minimum Working Capacity:	40L
Maximum Working Capacity:	50L





A SM40
80L Parts Cleaning Tank

One-piece tank construction with triple baked enamel finish and fitted with fully sealed, magnetic drive pump unit. Fluid recirculated through replaceable filter element and directed onto workpiece through flexible metal delivery nozzle. Large capacity tank is suitable for cleaning larger engine components with up to 80L maximum working capacity. Lid of tank fitted with fusible link which automatically snaps lid shut in the event of a fire. Supplied with removable shelf and parts basket.

Overall Height:	890mm
Tank Height:	270mm
Tank Depth:	520mm
Tank Width:	1090mm
Pump Output/hr:	200L
Motor Power:	25W
Supply/Plug Type:	230V/3-Pin
Power Supply Cable Length:	1.6m
Weight:	42.4kg
Minimum Working Capacity:	57L
Maximum Working Capacity:	80L



B SM40D
136L Extra-Deep Parts Cleaning Tank

Heavy-duty one-piece steel tank. Extra-deep tank is suitable for soaking and cleaning awkwardly shaped components. Fitted with fully sealed, magnetic drive pump unit. Lid of tank fitted with fusible link which automatically snaps lid shut in the event of a fire. Supplied with removable shelf and parts basket.

Overall Height:	1030mm
Tank Height:	400mm
Tank Depth:	560mm
Tank Width:	900mm
Pump Output/hr:	300-480L
Motor Power:	15W
Supply/Plug Type:	230V/3-Pin
Power Supply Cable Length:	1.6m
Weight:	43.4kg
Minimum Working Capacity:	91L
Maximum Working Capacity:	136L



C SM22
55L Air Operated Parts Cleaning Tank

Heavy-duty welded steel tank. Fitted with fully sealed and air operated pump unit. Considered safe for use in hazardous environments due to the absence of electricity. Lid of tank fitted with fusible link which automatically snaps lid shut in the event of a fire. Supplied with removable shelf and parts basket.

Overall Height:	890mm
Tank Height:	270mm
Tank Depth:	520mm
Tank Width:	750mm
Pump Output/hr:	205L
Supply:	Air
Operating Pressure:	90psi
Air Consumption:	6cfm
Air Inlet:	1/4" BSP
Weight:	31kg
Minimum Working Capacity:	48L
Maximum Working Capacity:	55L

AIR Operated



D SM223
85L Air Operated Parts Cleaning Tank with Turbo Feature

Heavy-duty one-piece steel tank. Fitted with fully sealed and air-operated pump unit. Turbo agitation, bubbles air through fluid to reduce soaking time and requires workshop air supply. Extra-large capacity tank is suitable for cleaning larger engine components. Includes air blow gun for fast drying of workpiece. Lid of tank fitted with fusible link which automatically snaps lid shut in the event of a fire. Supplied with removable shelf and parts basket.

Overall Height:	890mm
Tank Height:	265mm
Tank Depth:	510mm
Tank Width:	1070mm
Pump Output/hr:	300L
Supply:	Air
Operating Pressure:	65-125psi
Air Consumption:	8-10cfm
Air Inlet:	1/4" BSP
Weight:	41kg
Minimum Working Capacity:	55L
Maximum Working Capacity:	85L



For our full range of Degreasing Solvents, see page 1135.

BODYSHOP

 [back to Section List](#)



Air Accessory Kits

697

Air Blow Guns

700

Air Brush Kits

696

Body Chassis Straightener

719

Body Repair Kit & Accessories

715-718

Caulking Guns

702

Dust Free Sanding Kits

710

Masking Paper Dispensers

703

Metal Folders

731

Paint Can Crusher

720

Panel Dryers

704-705

Panel Preparation Tools

721-723

Panel Tools

724-730

Panel/Bumper Stands & Racks

706-709

Plastic Welding Kits

712

Plunger Cans

704

Pulling Accessories

715

Riveters

732-736

Sand/Shot Blasters

737-739

Spray Gun Accessories

698-699

Spray Guns

689-695

Spray Gun Cleaning Tanks

695

Vehicle Trolleys

714

Wax Injector & Coating Guns

701

Wheel Skates

713



A



A SSG2
General-Purpose Suction Feed Spray Gun - 1.5mm Set-Up

Ideal for applying undercoat, adhesives and primers. Features adjustable paint flow and fan width controls. Supplied with aluminium screw-type suction feed pot. Suitable for use with water based paints. Alternative set-ups available separately.

Standard Set-Up:	1.5mm
Available Set-Ups:	1.2, 1.8, 2, 2.2, 2.5mm
Recommended Air Pressure:	60psi
Air Consumption:	5-11cfm
Pot Capacity:	800ml



B



B SSG401
General-Purpose Suction Feed Spray Gun - 1.5mm Set-Up

Ideal for applying base coats. Features adjustable paint flow and fan width controls. Supplied with aluminium cam-action suction feed pot. Suitable for use with water based paints. Alternative set-ups available separately.

Standard Set-Up:	1.5mm
Available Set-Ups:	1.2, 1.8, 2, 2.2, 2.5mm
Recommended Air Pressure:	50psi
Air Consumption:	5-11cfm
Pot Capacity:	1000ml



C

Siegen



C S775
General-Purpose Suction Feed Spray Gun - 1.7mm Set-Up

Ideal for automotive refinishing. Supplied with 1.7mm set-up. Fitted with air regulator control. Suitable for use with water based paints. Supplied with cam-action suction pot. Alternative set-ups available separately.

Standard Set-Up:	1.7mm
Available Set-Ups:	1.5, 1.8, 2mm
Recommended Air Pressure:	30-70psi
Air Consumption:	12-15cfm
Pot Capacity:	900ml



D



D S701
Workshop Gold Series Suction Feed Spray Gun - 1.8mm Set-Up

Spray gun with gold finish handle suitable for applying finishing coats. Supplied with cam-action suction pot. Superbly balanced gun. Suitable for use with water based paints. Alternative set-ups available separately.

Standard Set-Up:	1.8mm
Available Set-Ups:	1.5, 2mm
Recommended Air Pressure:	30-70psi
Air Consumption:	7-12cfm
Pot Capacity:	900ml



E



E SSG1
Workshop Series Suction Feed Spray Gun - 1.8mm Set-Up

Superbly balanced spray gun suitable for applying finishing coats. Supplied with cam-action suction pot and fitted with air regulator control. Suitable for use with water based paints. Alternative set-up available separately.

Standard Set-Up:	1.8mm
Available Set-Up:	2mm
Recommended Air Pressure:	30-70psi
Air Consumption:	7-12cfm
Pot Capacity:	900ml



F

F AR01
On-Gun Air Pressure Regulator/Gauge

On-Gun Air Pressure Regulator/Gauge. Just one of a comprehensive range of quality spray gun accessories.

Maximum Pressure:	140psi
Maximum Flow:	18cfm @ 90psi



G

1L

G SC138
1L Alloy Paint Pot with Cam-Action Lid

1L Aluminium paint pot with cam action lid. Fitted with 3/8"BSPP thread, for use with most suction feed spray guns.

Thread Size:	3/8"BSPP
Applications:	SSG401, S775, S701, SSG1, S717, HVLP740



D ARD01
On-Gun Digital Pressure Regulator/Gauge
 On/off button with adjustable auto-off function for extended battery life. Small and compact with composite body. Pressure can be displayed in psi, bar, kg/cm² or KPa.

Maximum Pressure:	160psi/11bar/11.25kg/cm ² /1100kPa
Maximum Flow:	20cfm @ 100psi

A-C SEE BELOW

General-Purpose Suction Feed Spray Guns

Suction feed spray guns, ideal for automotive refinishing. 2-Stage trigger control. Adjustable spray width and fluid flow. Maintenance tools supplied. Available in three standard set-up sizes; 1.7, 2 and 2.5mm, each finished in a different colour for easy identification. Supplied with 1000ml aluminium cup.

	A	B	C
Model No:	S717	S720	S725
Standard Set-Up:	1.7mm	2mm	2.5mm
Available Set-Ups:	2, 2.5mm	1.7, 2.5mm	1.7, 2mm
Recommended Air Pressure:	57psi	57psi	57psi
Air Consumption:	3-4cfm	3-4cfm	3-4cfm
Pot Capacity:	1000ml	1000ml	1000ml



E-G SEE BELOW

General-Purpose Gravity Feed Spray Guns

Gravity feed spray guns, ideal for automotive refinishing. 2-Stage trigger control. Adjustable spray width and fluid flow. Maintenance tools supplied. Available in three standard set-up sizes; 1.3, 1.4 and 1.7mm, each finished in a different colour for easy identification.

	E	F	G
Model No:	S713G	S714G	S717G
Standard Set-Up:	1.3mm	1.4mm	1.7mm
Available Set-Ups:	1.4, 1.7mm	1.3, 1.7mm	1.3, 1.4mm
Recommended Air Pressure:	50psi	50psi	50psi
Air Consumption:	2.5-3.5cfm	2.5-3.5cfm	2.5-3.5cfm
Pot Capacity:	600ml	600ml	600ml



A

Siegen



A S631
General-Purpose Gravity Feed Touch-Up Spray Gun - 1mm Set-Up

Ideal for blowing-in small areas of panel and detail refinishing where fine control of paint and air is necessary. Features air, fluid and spray pattern adjustment for full user control. Brass air cap with steel needle and nozzle. Alternative set-up available separately.

Standard Set-Up:	1mm
Available Set-Up:	0.8mm
Recommended Air Pressure:	43psi
Air Consumption:	3-5cfm
Pot Capacity:	125ml



B

Siegen



B S641G
General-Purpose Gravity Feed Spray Gun - 1.4mm Set-Up

Standard set-up and economy price make this spray gun ideal for applying various materials including adhesives, base coats and finishing coats. Round/flat fan control allows spray pattern to be adjusted for any job. Brass air cap with steel needle and nozzle. Alternative set-ups available separately.

Standard Set-Up:	1.4mm
Available Set-Ups:	1.7, 1.8, 2mm
Recommended Air Pressure:	45psi
Air Consumption:	4cfm
Pot Capacity:	600ml



C

Siegen



C S642G
General-Purpose Gravity Feed Spray Gun - 1.8mm Set-Up

Standard set-up and economy price make this spray gun ideal for applying various materials including adhesives, primers, base coats and finishing coats. Round/flat fan control allows spray pattern to be adjusted for any job. Brass air cap with steel needle and nozzle. Alternative set-ups available separately.

Standard Set-Up:	1.8mm
Available Set-Ups:	1.4, 1.7, 2mm
Recommended Air Pressure:	45psi
Air Consumption:	4cfm
Pot Capacity:	600ml



D

Siegen



D S775G
General-Purpose Gravity Feed Spray Gun - 1.3mm Set-Up

Gravity feed spray gun, ideal for automotive refinishing. 2-Stage trigger control. Adjustable spray width and fluid flow. Suitable for use with water based paints. Maintenance tools supplied. Alternative set-ups available separately.

Standard Set-Up:	1.3mm
Available Set-Ups:	1.5, 1.8, 2mm
Recommended Air Pressure:	30-70psi
Air Consumption:	12-15cfm
Pot Capacity:	600ml



E-G



E-G SEE BELOW
General-Purpose Gravity Feed Spray Guns

Ideal for applying undercoats, primers and adhesives. Features adjustable paint flow and fan width controls. Supplied with composite gravity feed pot. Suitable for use with water based paints. Alternative set-ups available separately.

	E	F	G
Model No:	SSG501	SSG502	SSG503
Standard Set-Up:	2.2mm	1.8mm	1.5mm
Available Set-Ups:	1.5, 1.8mm	1.5, 2.2mm	1.8, 2.2mm
Recommended Air Pressure:	50psi	50psi	50psi
Air Consumption:	4.5-8cfm	4.5-8cfm	4.5-8cfm
Pot Capacity:	600ml	600ml	600ml



H

H ACH60
1/4" BSP High Flow Air Tool Coupling Kit

Kit comprises male threaded coupling body together with male and female threaded adaptors. Fitted with 1/4" BSP threads. Suitable for most air tool applications. Free airflow rate at 100psi(7bar): 130cfm(3681L/min).

Thread Size:	1/4" BSP
Pack Qty:	3pc Kit



E



A



A SSG5
Workshop Series Gravity Feed Spray Gun - 2mm Set-Up

Ideal for applying undercoats, primers and adhesives. Features adjustable paint flow, fan width and air regulator controls. Supplied with composite gravity feed pot. Suitable for use with water based paints. Alternative set-ups available separately.

Standard Set-Up:	2mm
Available Set-Ups:	1.2, 1.4, 1.8mm
Recommended Air Pressure:	50psi
Air Consumption:	7-14cfm
Pot Capacity:	600ml



B



B S701G
Gold Series Gravity Feed Spray Gun - 1.4mm Set-Up

Suitable for applying finishing coats. 2-Stage trigger control and 600ml plastic gravity feed pot. Adjustable spray width and fluid flow. Maintenance tools supplied. Suitable for use with water based paints. Alternative set-ups available separately.

Standard Set-Up:	1.4mm
Available Set-Ups:	1.7, 2mm
Recommended Air Pressure:	43psi
Air Consumption:	16cfm
Pot Capacity:	600ml



C

HVLP



C HVL731
Workshop Series HVLP Gravity Feed Touch-Up Spray Gun - 0.8mm Set-Up

Ideal for blowing-in small areas of panel where fine control of paint and air is necessary. Brass air cap with stainless steel needle and nozzle make this HVLP gun suitable for water based paint. Alternative set-up available separately.

Standard Set-Up:	0.8mm
Available Set-Up:	1mm
Recommended Air Pressure:	43psi
Air Consumption:	9cfm
Pot Capacity:	100ml



D

HVLP



D HVL741
Workshop Series HVLP Gravity Feed Spray Gun - 1.3mm Set-Up

Suitable for applying top coats. Round/flat fan control allows spray pattern to be adjusted for any job. Brass air cap with stainless steel needle and nozzle make this HVLP gun suitable for water based paint. Alternative set-ups available separately.

Standard Set-Up:	1.3mm
Available Set-Ups:	1.2, 1.4, 1.7, 2mm
Recommended Air Pressure:	43psi
Air Consumption:	15cfm
Pot Capacity:	600ml



E

HVLP



E HVL742
Workshop Series HVLP Gravity Feed Spray Gun - 2mm Set-Up

Ideal for applying high viscosity paints such as primer or undercoat. Round/flat fan control allows spray pattern to be adjusted for any job. Aluminium air cap with stainless steel needle and nozzle make this HVLP gun suitable for water based paint. Alternative set-ups available separately.

Standard Set-Up:	2mm
Available Set-Ups:	1.4, 1.7mm
Recommended Air Pressure:	43psi
Air Consumption:	15cfm
Pot Capacity:	600ml



F

HVLP



F HVL740
Workshop Series HVLP Suction Feed Spray Gun - 1.7mm Set-Up

Round/flat fan control allows spray pattern to be adjusted for any job. 1.7mm Set-up is ideal for applying primers, undercoats and adhesives. Brass air cap with stainless steel needle and nozzle make this HVLP gun suitable for water based paint. Alternative set-ups available separately.

Standard Set-Up:	1.7mm
Available Set-Ups:	1.2, 1.3, 1.4, 2mm
Recommended Air Pressure:	43psi
Air Consumption:	16cfm
Pot Capacity:	800ml



A HVL736
HVL736 Gravity Feed Touch-Up Spray Gun - 0.8mm Set-Up

Professional gravity feed touch-up spray gun with 0.8mm set-up, ideal for small panels. Brass air cap with stainless steel needle and nozzle suitable for water based paints. Features air and paint flow controls for fine adjustment of spray pattern. Fully polished body resists corrosion and makes for easy cleaning. Alternative set-up available separately.

Standard Set-Up:	0.8mm
Available Set-Up:	1mm
Recommended Air Pressure:	29psi
Air Consumption:	9cfm
Pot Capacity:	125ml



B HVL746
HVL746 Gravity Feed Spray Gun 1.3mm Set-Up

Professional gravity feed spray gun with 1.3mm set-up, ideal for applying top coats. Brass air cap with stainless steel needle and nozzle suitable for water based paints. Features air and paint flow controls for fine adjustment of spray pattern. Fully polished body resists corrosion and makes for easy cleaning. Alternative set-ups available separately.

Standard Set-Up:	1.3mm
Available Set-Ups:	1.7, 2mm
Recommended Air Pressure:	29psi
Air Consumption:	15cfm
Pot Capacity:	600ml



D HVL774
HVL774 Top Coat/Touch-Up Gravity Feed Spray Gun Set

Professional gravity feed spray gun set comprising of Model No's **A** HVL736 and **B** HVL746. Brass air cap with stainless steel needle and nozzle suitable for water based paints. Fully polished body resists corrosion and makes for easy cleaning. Alternative set-ups available separately. See model specification for details.



C SGL01
SGL01 5W SMD LED Rechargeable Spray Gun Light

Rechargeable 100lm spray gun light with a high Colour Rendering Index (CRI 90) suitable for accurate colour matching. Suitable for home or bodyshop use. Manufactured to fit most guns with its Ø25-45mm clamp. Ideal for low light areas such as vehicle chassis and interior where traditional booth lights do not reach adequately. Supplied with Type-C USB cable.

Battery:	3.7V 0.75Ah Li-Ion
Charging Time:	2.5hr
Clamp Size:	Ø25-45mm
CRI Rating:	90
IP Rating:	IP65
LED Type:	5W SMD LED
Operating Time:	High/Low: 4/11hr



E AH5R
AH5R Extra-Heavy-Duty Air Hoses with 1/4" BSP Unions

For more information on our Extra-Heavy-Duty Air Hose range, see page 789.

A

Premier

HVLP



A HVLPO1

Professional HVLP Gravity Feed Spray Gun - 1.3mm Set-Up

Gravity feed spray gun designed for applying base coats. Features air and paint flow controls for fine adjustment of spray pattern. HVLP technology and precision engineering delivers consistent and unrivalled results. Suitable for solvent and water based paints.

Standard Set-Up:	1.3mm
Available Set-Ups:	1.4, 1.7mm
Recommended Air Pressure:	30-43psi
Air Consumption:	14cfm
Pot Capacity:	600ml

D

Premier

HVLP



D HVLPO4

Professional HVLP Gravity Feed Touch-Up Spray Gun - 1mm Set-Up

Gravity feed spray gun with 1mm set-up, ideal for blowing-in small areas of panel where fine control of paint and air is necessary. Features air and paint flow controls for fine adjustment of spray pattern. HVLP technology and precision engineering delivers consistent and unrivalled results. Brass air cap with stainless steel needle and nozzle suitable for solvent and water based paints.

Standard Set-Up:	1mm
Available Set-Up:	0.8mm
Recommended Air Pressure:	22psi
Air Consumption:	7cfm
Pot Capacity:	100ml

B

Premier

LVLP



B LVLPO1

Professional LVLP Gravity Feed Spray Gun - 1.4mm Set-Up

Gravity feed spray gun designed for applying base coats. Features air and paint flow controls for fine adjustment of spray pattern. LVLP technology gives a superior finish with very low paint wastage. Suitable for solvent and water based paints.

Standard Set-Up:	1.4mm
Available Set-Ups:	1.2, 1.3, 1.7, 1.8mm
Recommended Air Pressure:	17-22psi
Air Consumption:	8.2cfm
Pot Capacity:	600ml

E NEW

Premier

HVLP



E HVLPO5

Professional HVLP Gravity Feed Spray Gun - 1.3mm Set-Up

Gravity feed spray gun designed for applying clear and base coats. Features air and paint flow controls for fine adjustment of spray pattern with a maximum size of 280mm. HVLP technology and precision engineering delivers consistent and unrivalled results. No rubber O-ring design features non-perishable material for solvent resistance and long-life. Stainless steel fluid passages, needle, nozzle, air cap and air valve suitable for solvent and water based paints.

Standard Set-Up:	1.3mm
Available Set-Ups:	1.2, 1.4mm
Recommended Air Pressure:	29-32psi
Air Consumption:	14.1cfm
Pot Capacity:	600ml

C

Premier

MVMP



C SP01

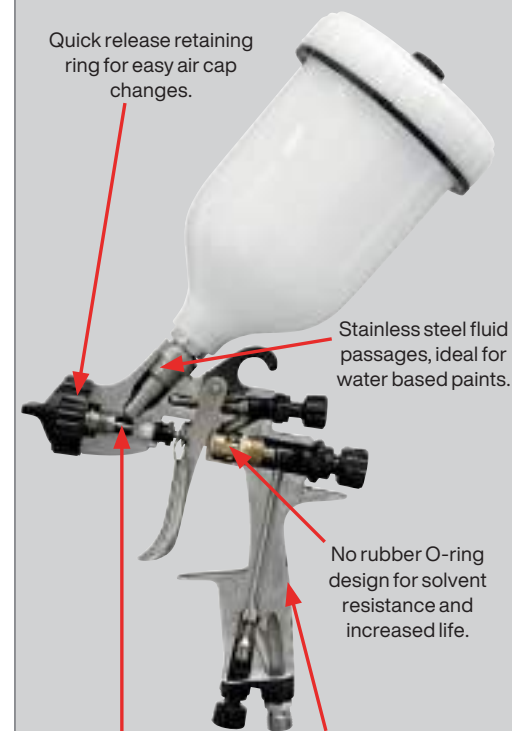
Professional SP Gravity Feed Spray Gun - 1.4mm Set-Up

Gravity feed spray gun using standard pressure which creates a flat and smooth fan pattern ideal to get the best clear finishing coats. Air cap engineered to provide 26psi of mist pressure for fast application and extended working distance. Greater efficiency than HVLP and less material wastage than conventional spray guns. MVMP technology and precision engineering delivers consistent and unrivalled results. Features air and fluid flow controls for fine adjustment of spray pattern.

Standard Set-Up:	1.4mm
Available Set-Ups:	1.2, 1.3, 1.7, 1.8mm
Recommended Air Pressure:	30-43psi
Air Consumption:	10.6cfm
Pot Capacity:	600ml

E

Quick release retaining ring for easy air cap changes.



Stainless steel fluid passages, ideal for water based paints.

No rubber O-ring design for solvent resistance and increased life.

Stainless steel nozzle and needle.

Lightweight die-cast aluminium body.



A-B SEE BELOW

Pressure Pot System Components

Pressure pot components compatible with Model No. SSG1P Pressure Feed Spray Gun Kit. Supplied with 1.8mm set-up.

Model No:	Description:
A SSG1P/1	Spray Gun Head
B SSG1P/3	2L Pressure Pot



C-D SEE BELOW

HVLP Pressure Pot System Components

Individual components for use with Model No. HVLP-79/P Pressure Pot Spray Gun. Supplied with 1.7mm set-up.

Model No:	Description:
C HVLP-79/P1	Spray Gun Head
D HVLP-79/P2	1.37m Hose (x2)



E SSG1P

Pressure Pot System with Spray Gun & Hoses 1.8mm Set-Up

Based on the popular Model No. SSG1 spray gun head and supplied with high capacity pressure pot with gauge. Bulk feed system holds up to two litres of paint per fill. Suitable for bulk/production spraying. Components of this set are also available separately. Supplied with 1.8mm set-up.

Contents:	SSG1P/1, HVLP-79/P2, SSG1P/3
Standard Set-Up:	1.8mm
Available Set-Ups:	1.4, 2, 2.5mm
Recommended Air Pressure:	50psi
Air Consumption:	5-10cfm
Pot Capacity:	2L



F HVLP-79/P

HVLP Pressure Pot System with Spray Gun & Hoses 1.7mm Set-Up

HVLP technology delivers consistent and unrivalled results. Bulk feed system holds up to two litres of paint per fill. This unit is perfectly suited to the commercial refinishing shop. Components of this set are also available separately. Supplied with 1.7mm set-up.

Contents:	HVLP-79/P1, HVLP-79/P2, SSG1P/3
Standard Set-Up:	1.7mm
Available Set-Ups:	1.2, 1.4, 1.5, 1.8, 2, 2.5mm
Recommended Air Pressure:	43psi
Air Consumption:	6-10cfm
Pot Capacity:	2L

G-H SEE BELOW

Spray Gun Cleaning Tanks

Fully automatic operation - close lid to start and open lid to stop. Corrosion resistant tanks suitable for containing water and detergent necessary for cleaning water based spray guns. Powerful and reliable piston pump system.

	G	H
Model No:	SM24/1	SM23/2
Gun/Pot Capacity:	1/1	2/2
Width:	415mm	470mm
Depth:	468mm	572mm
Height:	1030mm	1300mm
Pump:	Pneumatic	Pneumatic
Recommended Air Pressure:	30-50psi	30-50psi
Air Consumption:	2-4cfm	2-4cfm

SAFETY EQUIPMENT

For our full range of nitrile gauntlets, spectacles and safety equipment, see pages 1277 to 1301.



A

**A AB931****Air Brush Kit**

Gravity fed air brush with composite body. Suitable for blowing-in small areas of panel. Kit includes gravity cup, propellant adaptor*, 1.5m of small-bore hose and 1/4" reduction nipple. Supplied in storage case.

Working Pressure: 15-45psi

Nozzle Size: 0.3mm

*Propellant not included

B

**B AB932****Air Brush Kit**

Metal body with suction bottle or thimble feed options. Paint delivery controlled on single thumb screw. Supplied with 0.35mm nozzle. Includes two 22cc glass pots, one 5cc metal cup, 1.6m small-bore hose, 1/4" reduction nipple, spanner and hanging bracket. Supplied in storage case.

Working Pressure: 15-50psi

Nozzle Size: 0.35mm

C

**C AB9321****Gravity Feed Air Brush Kit**

Metal body construction with built-in gravity feed pot. Double-action trigger providing precision control of paint flow. Supplied fitted with 0.3mm nozzle. Includes alternative 0.2 and 0.5mm set-ups, 1.8m small-bore hose, adjustment spanner and pipette. Supplied in storage case.

Working Pressure: 15-50psi

Nozzle Sizes: 0.2, 0.3, 0.5mm

Cup Capacity: 7cc

D



230V

Oil Free

D AB900**Mini Air Brush Compressor**

Quiet running piston pump, powered by a 122W electric motor - suitable for most air brushes. Requires no lubrication and the air supply from the unit is oil-free. Supplied with an air filter regulator and pressure gauge.

Power: 122W

Supply/Plug Type: 230V/3-Pin

Power Supply Cable Length: 1.8m

Free Air Delivery: 0.8cfm

Maximum Air Pressure: 50psi

Outlet Thread: 1/8" BSP

E

**E AB936****10pc Mini Air Brush Kit Gravity/Suction Feed**

Comprehensive mini air brush kit, including suction and gravity feed pots. Designed for detailed application. Double-action trigger providing precision control of paint flow. Supplied in storage case.

Working Pressure: 15-50psi

Nozzle Sizes: 0.2, 0.3, 0.4, 0.5mm

Cup Capacity: 7, 9, 22cc



A SA923
Paraffin Spray Gun - Large Inlet

Metal tank with large diameter fluid aperture which aids filling and cleaning of tank. Suitable for applying degreasing and cleaning agents. Fitted with fluid/air control valve.

Inlet Size: 1/4" BSP



B SA320K
19pc Air Blow Gun Kit

Die-cast metal body with moulded handle and hanging point. Palm type gun with thumb trigger control. Supplied with jet and safety nozzle. Quick release coupling/adaptor kit and tyre pressure gauge. Ø1/4"(6mm) x 7m PE air hose with 1/4" BSP Male connectors. Maximum operating pressure 110psi.

Inlet Size: 1/4" BSP

Contents: Ø1/4"(6mm) x 7m PE Air Hose with 1/4" BSP Male Connectors, Air Blow Gun, Female 1/4" BSP Quick Coupling (x2), Blow Gun Attachment Adaptor, Blow Gun Safety Nozzle, 1/4" BSP Male/Male Adaptor, Blow Gun Nozzle, Roll of PTFE Tape, Tapered Blow Gun Nozzle, Inflating Needles (x2), 1/4" BSP Male Quick Connector (x3), 1/4" BSP Female Quick Connector (x2), 1/4" BSP Female/Female Adaptor, Tyre Pressure Gauge



C SA33/S
5pc Air Accessory Kit

Air tools and accessories suitable for all leading makes of compressor. Includes suction feed spray gun with bayonet type pot lid, tyre inflator with gauge, paraffin/detergent spray gun, air blow gun and coiled air hose. Components are fitted with 1/4" BSP threaded unions. Also available individually, see below.

Model No:	Kit Contains:
1 SA332	Tyre Inflator with Gauge
2 SA333	Paraffin Spray Gun
3 SA334	Air Blow Gun
4 SA335	PE Coiled Air Hose
5 N/A	Suction Feed Spray Gun



D SA33G
5pc Air Accessory Kit

Air tools and accessories suitable for all leading makes of compressor. Includes gravity feed spray gun, tyre inflator with gauge, paraffin/detergent spray gun, air blow gun and coiled air hose. Components are fitted with 1/4" BSP threaded unions.



E-H SEE BELOW
Air Accessories with Quick Release Couplings

Air tools and accessories suitable for all leading makes of compressor. Tyre inflator with gauge, paraffin/detergent spray gun, air blow gun and coiled air hose all fitted with quick release air line couplings. Sold individually, see below.

Model No:	Description:
E SA302	Tyre Inflator with Gauge
F SA303	Paraffin Spray Gun
G SA304	Air Blow Gun
H SA305	PE Coiled Air Hose



I HVLP3000
700W HVL Spray Gun Kit - 230V

700W Electric motor provides continuous high volume of air for even paint coverage. Extendable handle and hose storage provides easy manoeuvrability. Suitable for interior and exterior use, applying water and oil based paints, lacquers, preservatives and stains.

Power:	700W
Maximum Air Pressure:	4.35psi
Supply/Plug Type:	230V/3-Pin
Standard Set-Up:	2.5mm
Pot Capacity:	800ml
Hose Length:	3m
Power Supply Cable Length:	2m
Weight:	3kg

A

**A BSGC4****5pc Mini Brush Spray Gun Cleaning Set**

Ideal for cleaning needles, nozzles and air caps from spray guns after use. Suitable for use with thinners and cleaning solvents.

B

**B BSGC/3****3pc Spray Gun Cleaning Brush Set**

Ideal for cleaning the inside and outside of spray guns after use. Suitable for use with thinners and cleaning solvents.

C

**C BSGC2****20pc Spray Gun Cleaning Set**

Various sized brushes and probes suitable for many cleaning applications.

Contents: Bristle Brushes; 130mm, 150mm, 210mm, 210mm (Large), Soft Brushes; 150mm (x2), 200mm, 180mm Brush with 50mm Soft-Fill, Wire Probe, Wooden Probe (x10), Needle Lubricant

D

**D BSGC5****22pc Spray Gun Cleaning Set**

Comprehensive cleaning set with a range of soft, medium, hard and brass bristle brushes. Includes precision brush/probe sets and empty bottle for lubricant. Suitable for various applications. Supplied in storage case.

Contents: 95mm Mini Brushes (x6), Soft/Medium Brushes; 155, 210, 310mm (Angled), 155mm Brass Brush, 170mm Brush with 35mm Hard Bristles, Precision Brushes (x3) & Holder, Precision Probes (x6) & Holder, Lubricant

E

**E MK78****Paint Dirt Removal Pen with Needle Set**

Aluminium pen with quick change needles. Designed to remove particles from wet paint and prevent bubbles. Supplied with needle set and a storage case.

Consumable Parts: BSC01 - Paint Dirt Removal Needle Set - Pack of 10

Contents: 1x Aluminium Pen, 1x Paint Dirt Removal Needle Set

F

**F AR01****On-Gun Air Pressure Regulator/Gauge**

Maximum Pressure: 140psi
Maximum Flow: 18cfm @ 90psi

G

**G PA05****Paint Can Opener/Stirrer - Pack of 5**

Carbon steel paint can opener with black plastic handle. Tool designed for the quick and easy opening of paint cans without damaging them. Easy-to-clean.

H-J NEW

**H-J SEE BELOW****Aluminium Paint Measuring Sticks**

Ideal tool for measuring correct ratios as well as stirring. Double-side design. Stamped hole at top for convenient storage.

Model No:	Ratio:
H PA04	2:1/4:1
I PA07 NEW	1:1/3:1
J PA08 NEW	5:1/5:3

K

**K ARD01****On-Gun Digital Pressure Regulator/Gauge**

On/off button with adjustable auto-off function for extended battery life. Small and compact with composite body. Pressure can be displayed in psi, bar, kg/cm² or KPa.

Maximum Pressure: 160psi/11bar/11.25kg/cm²/1100kPa
Maximum Flow: 20cfm @ 100psi

L NEW

**L C071****7-in-1 Paint Can Opener Multi-Tool**

Wide range of uses makes it perfect for decorators, builders and at home. Functions include: Can Opener, Bottle Opener, Ruler, Nail Puller, 8mm Nut Wrench, 13mm Hex Wrench, Screwdriver. High quality stainless steel won't rust or bend during normal use. Pocket sized lightweight design.

A

Magnetic



A MSH01

Magnetic Spray Gun Holder

Heavy-duty magnet will adhere to any ferrous surface. 50mm Wide steel hook with protective rubber coating. Suitable for use with most gravity fed spray guns.

Magnet Capacity:	4.5kg
Hook Width:	50mm

B

Magnetic



B MSH02

Magnetic Spray Gun Holder - 2 Gun

Heavy-duty magnetic bracket with two large magnets, which will adhere to any ferrous surface. Composite covered magnets prevent scratching of surface. Suitable for storing up to two spray guns.

Size (W x H):	200 x 118mm
---------------	-------------

B



Tools not included.

C



C SH03

Spray Gun & Filter Holder - 3 Gun

Heavy-duty triple gun stand, constructed from steel with painted finish. 60mm Wide hooks make this suitable for use with most gravity feed spray guns. Features an adjustable filter ring to make pot filling simpler.

Size (W x H):	220 x 360mm
Hook Width:	60mm

D

Magnetic



D MSH03

Magnetic Spray Gun Holder - 2 Gun

Heavy-duty magnetic bracket with six large magnets which will adhere to any ferrous surface. Composite covered magnets and PVC bumper help prevent against damaging surface. Suitable for storing up to two spray guns.

Size (W x H):	200 x 120mm
---------------	-------------

D



Tools not included.

E

F



E-F SEE BELOW

Paint Filters - Packs of 10

In-line suction pot and gravity cup filters.

Model No:	Type:
E ILF/PF10	Suction Feed
F ILF/GF10	Gravity Feed

G

G ILF/SE

In-Line Water Trap/Filter

Compact unit, ideal for fitting directly onto air inlet.



H

H ILF/RG

On-Gun Pressure Regulator/Gauge

Maximum Pressure:	160psi
Maximum Flow:	18cfm @ 90psi



I NEW



I SCG01

Spray Can Trigger Handle

Trigger handle grip design manufactured for comfort and ease of use. Universal fitment allows for use with multiple aerosol can cap types. Compact design made from a tough and durable plastic. Trigger on the handle allows for spray control.

A



A SA919 200mm Air Blow Gun

Die-cast metal body with moulded handle and hanging point. Maximum operating pressure 110psi.

Lance Length:	200mm
Inlet Size:	1/4" BSP

B



B SA914 4pc Air Blow Gun

Composite valve body with interchangeable nozzles and safety tip. Includes 100 and 300mm extensions, gun body, blanking plug and safety nozzle. Maximum operating pressure 110psi.

Lance Length:	100/300mm
Inlet Size:	1/4" BSP

C



C SA334 Air Blow Gun

Die-cast metal body with moulded handle and hanging point. Fitted with short type nozzle. Maximum operating pressure 110psi.

Inlet Size:	1/4" BSP
-------------	----------

D



D SA304 Air Blow Gun

Die-cast metal body with moulded handle and hanging point. Fitted with short type nozzle. Supplied with quick release coupling. Maximum operating pressure 110psi.

Inlet Size:	1/4" BSP
-------------	----------

E NEW



E SA904 Mini Air Blow Gun with Venturi Tip

Composite mini air blow gun with venturi tip for increased airflow compared to standard blow guns. Small size and detachable hook allow the blow gun to be ready to use at all times. Maximum working pressure of 90psi.

Inlet Size:	1/4" BSP
-------------	----------

F



G



Nozzle is fitted with six safety outlets.

F-G SEE BELOW Air Blow Guns - Side Outlet

Trigger operated side outlet blow guns with extended lance. Suitable for the removal of dust and other particulates from air filters, radiators, condensers and other surfaces. Ideal for the commercial, agricultural and bodyshop environment. Lance allows projection of airflow directly to required area at a 90° angle to the body. Nozzle is fitted with six safety outlets. Maximum operating pressure 90psi.

Model No:	Lance Length:	Inlet Size:
F SA9247	715mm	1/4" BSP
G SA9248	1095mm	1/4" BSP

H NEW



I NEW



J NEW



H-J SEE BELOW Air Blow Guns with 1/4" BSP Air Inlet

Trigger operated blow guns fitted with brass air inlet ferrule. Suitable for quick removal of chips, dust and particulate from any surface. Ideal for use in the workshop or bodyshop. Long lance allows projection of airflow directly to required area. Model No. SA9252 Air Curtain Nozzle is ideal for a larger dispersal of air. Air release valve built into the body enables the trigger/airflow to be feathered. Maximum operating pressure 140psi.

Model No:	Type:	Inlet Size:
H SA9250	110mm Lance	1/4" BSP
I SA9251	270mm Lance	1/4" BSP
J SA9252	Air Curtain Nozzle	1/4" BSP



A SG139
Air Operated Underbody Coating Gun

Accepts most popular types of 1L coating tins.

Recommended Air Pressure:	90psi
Air Consumption:	10cfm
Air Inlet Size:	1/4" BSP



B SG14
Air Operated Underbody Coating Gun

Accepts most popular types of 1L coating tins. Supplied with extended flexible nozzle for wax spraying cavities.

Recommended Air Pressure:	90psi
Air Consumption:	8cfm
Air Inlet Size:	1/4" BSP



C AK42
Air Operated Underbody Coating Gun

Fitted with regulator to obtain even deposit of coating. Accepts most popular types of 1L coating tins.

Recommended Air Pressure:	90psi
Air Consumption:	5cfm
Air Inlet Size:	1/4" BSP



D SG14D
Underbody Coating/Wax Injector Kit with Disposable Heads

Unique disposable head and pick-up tube assembly means that you never need to clean your gun again - just throw away the head and tube every time. Saves time and mess. Supplied with wax injector probe.

Recommended Air Pressure:	29-145psi
Air Consumption:	3.5-12.5cfm
Air Inlet Size:	1/4" BSPT
Replacement Head Kit:	SG14D/ACC Disposable Heads & Tubes (x6)



E SG16
Deluxe Air Operated Underbody Coating/Wax Injector Gun

Features air control valve, making it suitable for various applications. Supplied with canister and wax injection probe.

Recommended Air Pressure:	60-115psi
Air Consumption:	10-13cfm
Air Inlet Size:	1/4" BSP



H SG18
Air Operated Wax Injector Kit

Designed for the application of wax rust inhibitor. Supplied with a selection of lances to enable the wax to be sprayed into body cavities through small access points.

Recommended Air Pressure:	60-90psi
Air Consumption:	15cfm
Air Inlet Size:	1/4" BSP



F 9360/63
Half Mask with ABEK1 P2R Filter Cartridges
For full details, see page 1289.



G SG19
Underseal Gun with Canister & Extension Probe

Suitable for most brands of wax rust inhibitor. Supplied with nozzle for surface application and 910mm flexible probe for cavities.

Recommended Air Pressure:	87-145psi(6-10bar)
Air Consumption without Extension:	13.4cfm
Air Consumption with Extension:	6.4cfm
Air Inlet Size:	1/4" BSP



A AK39
220mm Skeleton Type Manual Caulking Gun

Suitable for 310ml cartridges up to 220mm length.


Cartridge Length:	220mm
Overall Length:	330mm



D AK3901
260mm Skeleton Type Manual Caulking Gun

Suitable for 310-380ml cartridges up to 260mm length. Hook end suitable for attaching to user's belt.

Cartridge Length:	260mm
Overall Length:	370mm



G AK391
Applicator Nozzle Stopper - Pack of 4

Cut-to-size and insert into cartridge application nozzle. Airtight seal safeguards the sealant/adhesive from oxidization, reducing wastage.



I AK4801
220mm Heavy-Duty Caulking Gun

Suitable for 310ml cartridges up to 220mm length. Includes tip cutter, just insert the nozzle of the cartridge and squeeze the handle. Tip piercer/cleaner for clearing sealant from dried nozzles. Hook end suitable for attaching to user's belt.

Cartridge Length:	220mm
Overall Length:	390mm



B AK3801
230mm Caulking Gun

Die-cast body with aluminium tube. Supplied with plastic plunger and application nozzle. Suitable for 400ml sausage packs and 310ml cartridges.

Cartridge Length:	230mm
Overall Length:	340mm



E AK3803
330mm Caulking Gun

Die-cast body with aluminium tube. Supplied with plastic plunger and application nozzles. Suitable for sausage packs and cartridges.

Cartridge Length:	330mm
Overall Length:	485mm



H AK4803
280mm Heavy-Duty Caulking Gun

Suitable for 310ml and 380ml cartridges up to 280mm length. Includes tip cutter, just insert the nozzle of the cartridge and squeeze the handle. Tip piercer/cleaner for clearing sealant from dried nozzles. Hook end suitable for attaching to user's belt.

Cartridge Length:	280mm
Overall Length:	435mm



J NEW

SV20
SERIES



C AK41
230mm Air Caulking Gun

Accepts standard 310ml cartridges. Fitted with trigger control for smooth application of caulking.

Recommended Air Pressure:	36-43.5psi
Air Consumption:	3.5cfm
Air Inlet Size:	1/4" BSP
Cartridge Length:	230mm



F AK4804
220mm One-Hand Caulking Gun

Suitable for 310ml cartridges up to 220mm in length. Able to handle higher viscosity materials. Trigger handle eliminates wrist strain when operating for extended periods of time. Single hand design allows the user to maintain three points of contact when using a ladder. Hook end suitable for attaching to user's belt.

Cartridge Length:	220mm
Overall Length:	330mm

J-L SEE BELOW
20V 310ml Cordless Caulking Gun

Cordless 20V caulking gun with cartridge holder. 6-Speed variable setting optimises the flow rate aiding precision. Suitable for 310ml cartridges. Cordless operation allows the gun to be used anywhere in workshops and homes. Composite housing with soft grip for added comfort. Requires compatible 20V battery and mains charger, sold separately. For more information, see page 856.

Model No:	Contents:
J CP20VCG	Body Only
K CP20VCGKIT1	CP20VCG - Caulking Gun CP20VBP2 - 2Ah Battery CP20VMC - Battery Charger CP1200CB - Canvas Storage Bag
L CP20VCGKIT	CP20VCG - Caulking Gun CP20VBP2 - 2Ah Battery CP20VBP4 - 4Ah Battery CP20VMC - Battery Charger CP1200CB - Canvas Storage Bag



A MK65
Masking Paper Dispenser - 1 x 450mm Roll
 Single roll dispenser accepts rolls up to 450mm and can be used floor standing or wall mounted. Automatically applies adhesive tape to edges of masking paper.
Capacity: 1 x 450mm Paper Roll
Note: Papers and tapes not included with any dispenser/trolley



B MK66
Masking Paper Dispenser Trolley - 2 x 450mm Rolls
 Two roll dispenser accepts rolls up to 450mm. Features a side tray and larger storage tray underneath dispenser unit. Automatically applies adhesive tape to edges of masking paper.
Capacity: 2 x 450mm Paper Rolls
Note: Papers and tapes not included with any dispenser/trolley



C MK67
Masking Paper Dispenser Trolley - 2 x 900mm
 Two roll dispenser accepts rolls up to 900mm and features storage tray underneath dispenser unit. Automatically applies adhesive tape to edges of masking paper.
Capacity: 2 x 900mm Paper Rolls
Note: Papers and tapes not included with any dispenser/trolley



D MK64
Masking Paper Dispenser Step-Up - 1 x 450mm Roll
 Single roll dispenser accepts rolls up to 450mm. Features a step-up working platform. Automatically applies adhesive tape to edges of masking paper.
Capacity: 1 x 450mm Paper Roll
Note: Papers and tapes not included with any dispenser/trolley



E MK77
Polymask/Masking Paper Dispenser - 1 x 900mm Roll
 Single roll dispenser accepts 900mm rolls and can be used either horizontally or vertically. Durable lightweight design with wheels for easy manoeuvrability.
Capacity: 1 x 900mm Roll
Note: Papers and tapes not included with any dispenser/trolley



F-G SEE BELOW
General-Purpose Masking Tape
 Suitable for use up to 60°C.

Model No:	Width:	Length:
F MTG24P	24mm	50m
G MTG48P	48mm	50m

A-C SEE BELOW**Plunger Cans**

Easy one-handed operation, these plunger cans are convenient and safe for dispensing flammable solvents. Spring mounted dasher delivers a controlled amount of liquid to swab/cloth. Perforated metal flash arrestor protects against ignition and escape of flammable vapours.

Model No:	Capacity:
A PC1	1L
B PC19	1.9L
C PC38	3.8L

**D SDAST****Double Stand for Air Operated Panel Dryers**

Stand will support one or two air panel dryers (Model No's SDA01 or SDA03), allowing operator more time for other tasks. Fully adjustable for height and dryer angle. Supplied with coiled air hoses and fittings.

Minimum Height:	Ground Level
Maximum Height:	2300mm

**E SDA01****Air Operated Panel Dryer**

Designed for drying water based paints. Panel dryer operates on workshop air supply. Filter prevents airborne particles contaminating paint surface. Adjustable airflow to regulate as required. Ideal for localised or spot repair. May be handheld or mounted on optional Double Support Stand - Model No. SDAST **D**.

Air Inlet Size:	1/4"BSPT
Maximum Working Pressure:	90psi
Air Consumption:	10cfm @ 15psi, 18cfm @ 90psi

**F SDA03****Air Operated Panel Dryer with Adjustable Airflow**

Designed for drying water based paints. Lightweight, composite panel dryer operates on workshop air supply. Filter prevents airborne particles contaminating paint surface. Adjustable airflow to regulate as required. Ideal for localised or spot repair. May be handheld or mounted on optional Double Support Stand - Model No. SDAST **D** (requires Model No. SA1/1414 - 1/4"BSPT Male to Male Adaptor [x2], see page 793).

Air Inlet Size:	1/4"BSPT
Maximum Working Pressure:	90psi
Air Consumption:	7cfm @ 40psi, 15cfm @ 90psi

A 1L**B 1.9L****C 3.8L****G BS101****Upholstery/Body Cleaning Gun**

Designed for the car dealer and professional valet, this essential tool cleans hard-to-reach areas such as seat runners, door trims, dashboards, upholstery and bodywork. Tornado action lifts dirt out of upholstery.

Air Inlet Size:	1/4"BSPT
Air Pressure:	101-116psi(7-8bar)
Air Consumption:	6.35cfm

A



Electronic Control Panel.



3000W
SHORT WAVE
230V

B



B MK78

Paint Dirt Removal Pen with Needle Set

For full details, see page 698.



A IR3000

3000W Infrared Panel Dryer - Short Wave

Three 1000W high output short wave lamps in three individually switched cassettes. Lamps emit short wave infrared heat ideal for optimising drying of water based paints. This flexible system allows each cassette to be adjusted and locked in position around the contours of the vehicle, ensuring maximum area coverage. Height adjustment is made using the locking gas strut, offering near weightless movement of the cassette support arm. Supplied with 5m power cable.

Number of Elements:	Element Power:	Reflector Size:	Supply:	Plug Type:	Power Supply Cable Length:
3	1000W	490 x 140mm	230V	Bare Wire	5m

C NEW

Premier

HVLP



C HVLP05

Professional HVLP Gravity Feed Spray Gun 1.3mm Set-Up

Gravity feed spray gun designed for applying clear and base coats. Features air and paint flow controls for fine adjustment of spray pattern with a maximum size of 280mm. HVLP technology and precision engineering delivers consistent and unrivalled results. No rubber O-ring design for solvent resistance and increased life. Stainless steel fluid passages, needle, nozzle, air cap and air valve suitable for solvent and water based paints.

Standard Set-Up:	1.3mm
Available Set-Ups:	1.2, 1.4mm
Recommended Air Pressure:	29-32psi
Air Consumption:	14.12cfm
Pot Capacity:	600ml

D NEW

1000W

230V



D IR1000S

1000W Infrared Panel Dryer - Short Wave

Designed and developed to assist with any number of small drying processes. Ideal for spot repairs, engine drying, adhesive stripe removal, drying filler, drying primer or just preheating prior to spraying. Supplied with a sturdy 2100mm plated steel stand and a 3m power cable and 3-pin plug.

Reflector Size:	300 x 110mm
Supply:	230V
Plug Type:	3-Pin
Power Supply Cable Length:	3m

E



E AP95

Airbag Cabinet

Mandatory safe storage for airbag and seat belt pre-tensioner charges. This cabinet is made from 2mm thick sheet steel and is fitted with a quality slam type lock. Keeps charges safe from theft or tampering. Can be wall mounted.

Size (H x W x D):	614 x 457 x 307mm
-------------------	-------------------

A Extendable**A** VS0140**1.2m Telescopic Bonnet/Tailgate Support**

Three tier telescopic aluminium tailgate/bonnet support with tough rubber pads at each end. Lock in any position with a simple twist. Also suitable for holding open doors, depressing clutch, brake or accelerator pedals.

Length: 242-1200mm

B NEW**B** MK80**1.95m Adjustable Paint Hanger**

Adjustable height from 1.3m to 1.95m. Six hooks with a combined capacity of 75kg for hanging small parts. Suitable for hanging bumpers, bonnets, doors, wings and spoilers. Fitted with four castors, two with brakes for maximum manoeuvrability and safe positioning.

Maximum Capacity:	75kg
Minimum Height:	1300mm
Maximum Height:	1950mm

C**C** RE55**4-Level Bumper Rack**

Double-sided rack for safe and tidy workshop storage of most vehicle bumpers. Heavy-duty construction ideal for use in bodyshops. Four pairs of height-adjustable support arms for maximum capacity and flexibility. Fitted with four castors, two with brake, for manoeuvrability and safe positioning.

Width:	1170mm
Height:	2180mm
Arm Length:	520mm
Safe Working Load:	160kg

D

80kg Capacity

**D** MK56**Wall Mounting Folding Bumper Rack**

Suitable for holding up to three bumpers of various lengths for tidy workshop storage. Arms mountable in nine positions fold safely away when not in use, so saving space.

Support Height:	750mm
Arm Length:	640mm
Safe Working Load:	80kg

F**F** MK61**Spray Booth Stand**

Ideal for holding small vehicle body parts such as grilles, spoilers, wings and mirror housings during preparation and spraying.

Height:	1105mm
Width:	850mm

G**G** MK54**Folding Bumper/Panel Stand**

Ideal for storage of bumpers prior to preparation and spraying. Adjustable stand width with extendable arms makes this unit suitable for holding various types and styles of bumpers. Folds away for easy storage.

Width Arms Closed:	700mm
Width Arms Fully Extended:	2000mm
Folded Height:	1130mm

E**E** MK50**Folding Panel Stand**

Versatile stand suitable for a wide variety of workshop and bodyshop applications. Work height is fully adjustable by lengthening chains. Foam-cushioned supports help prevent marking of panel.

Width: 1000mm

A MK76
Mobile Panel Storage Rack Holds 5 Panels

Suitable for windscreens, sheet metals, bonnets and doors as well as other large items. Store up to five panels with a maximum capacity of 150kg. Rack includes 12 foam-cushioned support arms to protect the items held within it. Fitted with four castors, two with brakes, for maximum manoeuvrability and safe positioning.

Arm Length:	630mm
Width:	700mm
Height:	635mm
Maximum Capacity:	150kg



100kg Capacity

B MK75
Parts Cart with Panel Train

Suitable for use with windscreens, sheet metal, bonnets and doors as well as other large items. Panel train includes eight foam-cushioned support arms to protect the items held within it. Fitted with four castors, two with brakes, for maximum manoeuvrability and safe positioning. Also includes Shelves (x3), 600mm Arms (x2), S-Shaped Hooks (x6).

Shelf Dimensions (W x D):	940 x 550mm
Overall Dimensions (W x D x H):	1400 x 800 x 1870mm
Maximum Capacity:	100kg



90kg Capacity

C MK70
Car Parts Trolley

Heavy-duty parts trolley for organized storage of car parts during repair. Equipped with hanging rack for bumpers and exhaust pipes. Also includes a parts shelf, writing board, small parts basket and elastic straps for securing larger items. Fully manoeuvrable on four castor wheels, two with brakes.

Size (W x D x H):	890 x 590 x 1700mm
Maximum Capacity:	90kg

D PST01
2pc Panel Gap Setting Tool

Panel gap setting tool with 10 plastic gauges and a suction cup for damage-free mounting and use. Each gauge is 1mm thick with alternating shades for easy selection. Ideal for use on panels gaps and windscreen mounting to ensure even gaps. Range of 1-10mm.



D NEW

A

50kg
Capacity

A MK72

Alloy Wheel Painting/Repair Stand Single Wheel Capacity

Fully adjustable supporting bars and cones for optimum height. Cone is angled for ease of use. Holds wheel up to 22". Supplied with 100mm PU wheels for moving the stand around the workshop or spray booth. Rotates the wheels on the cones so that each wheel can be painted completely.

Size (W x D x H):	800 x 800 x 1000mm
Maximum Capacity:	50kg

A



C

HEAVY
DUTY

C MK71

Alloy Wheel Painting/Repair Stand 4 Wheel Capacity

Fully adjustable supporting bars and cones for optimum height. Cones are angled for ease of use. Holds four wheels. Supplied with 100mm PU wheels for moving the stand around the workshop or spray booth. Suitable for use on spray booth floors. Rotates the wheels on the cones so that each wheel can be painted completely.

Size (W x D x H):	1200 x 1200 x 1000mm
Maximum Capacity:	80kg

C



B

100kg
Capacity

B MK74

Alloy Wheel Repair/Painting Stand 4 Wheel Capacity

Will take four alloy wheels and enable the user to rotate the wheels on cones so the wheels can be repaired or painted without the need to lift and reposition them. Both supporting bars and cones have adjustable heights in order to provide the most comfortable position for the user. Fitted with four castors, two with brakes for maximum manoeuvrability and safe positioning.

Overall Length:	1285mm
Maximum Capacity:	100kg

D

60kg
Capacity

D MK73

Universal Mobile Rotating Panel Stand

Ideal for doors, bonnets, bumpers, wings and spoilers. Adjustable and rotating bars make this stand suitable for almost all panel types. Portable for easy manoeuvring of application from preparation to spray booth. Includes S-hooks (x2), spray gun holder, vertical supports with fixed hooks (x4), supports with holes (x2).

Overall Length:	1240mm
Short Adjustable Bar Length:	400mm
Long Adjustable Bar Length:	700mm
Height Without Bars:	950mm
Maximum Capacity:	60kg

E

90kg
Capacity

E MK62

Rotating Universal Panel Stand

Suitable for supporting multiple panels and trims including wings, bumpers and spoilers. Eight adjustable bars and 360° rotation make this stand suitable for almost any panel types. Portable for easy manoeuvring of application from preparation to spray booth.

Overall Length:	1600mm
Short Adjustable Bar (x4):	450mm
Long Adjustable Bar (x4):	750mm
Height (Without Bars):	1070mm
Maximum Capacity:	90kg



40kg Capacity

A MK79
Rotating Panel Repair Stand

Compact design but handles the larger bonnets, tailgates etc. Ideal for doors, bonnets, bumpers, wings and spoilers. Fully adjustable, rotates full 180°. Adjustable and rotating bars make this stand suitable for almost all panel types. Portable for easy manoeuvring of application from preparation to spray booth.

Overall Arm Width:	1550mm
Base Dimensions (W x D):	900 x 710mm
Maximum Capacity:	40kg



40kg Capacity

B MK51
Panel Stand - Door, Wing, Bonnet & Bumper

Features fully adjustable arms to fit many styles of bonnets, wings, doors and bumpers. Main frame can adjust through 180° to give required angle. Fitted with two fixed Ø180mm wheels and two braked Ø100mm castors for manoeuvrability.

Overall Arm Width:	890mm
Base Dimensions (W x D):	980 x 700mm
Maximum Capacity:	40kg



C

HEAVY DUTY

C MK59
Heavy-Duty Panel Stand - Door, Wing, Bonnet & Bumper

Suitable for supporting large panels from cars or commercial vehicles. Features fully adjustable arms to fit many styles of bonnets, wings, doors, bumpers and tailgates. Each level can rotate 360° to suit. Fitted with two fixed Ø180mm wheels and two braked castors for manoeuvrability.

Maximum Arm Length:	1430mm
Maximum Height:	1600mm
Base Dimensions (W x D):	1150 x 700mm



D

D WK4
Folding Windscreen Stand

Lightweight tubular steel design with variable height facility. Large rubber suckers prevent screen from moving during preparation. Folding frame makes this ideal for both workshop and mobile screen preparation.

Width:	1000mm
Folded Height:	1200mm

A *Generation*


SA50 without Needle Scaler.
To use as a standard air hammer order Spring Retainer (SA11R/17).

A SA50
Air Needle Scaler - Pistol Type

Generation series pistol type scaler suitable for cleaning heavy paint and rust scale from metal surfaces. Removable needle head allows use as a standard air hammer but requires additional chisel set and spring retainer (not included). Features variable speed trigger control. Spring retainer, needle and chisel sets available separately.

Stroke:	43mm
No-Load Speed:	4500bpm
Air Consumption:	4cfm
Operating Pressure:	90psi
Inlet Size:	1/4" BSP
Weight:	1.98kg
Noise Power/Pressure:	111/100dB(A)
Vibration/Uncertainty:	13/5.2m/s ²
Replacement Needle Set (19pc):	SA50.02
Optional Spring Retainer:	SA11R/17

D


Dust-Free
Ø150mm

D SA09
Ø150mm Dust-Free Air Palm Orbital Sander

Polycarbonate outer housing with soft rubber handgrip reduces chill and vibration. Fitted with dual bearings in eccentric assembly to maximize working life. Exhaust muffler helps reduce noise emission. Dust-free outlet for use with centralised dust extraction systems. Supplied with Ø150mm hook-and-loop pad.

Pad Size:	Ø150mm
No-Load Speed:	10000rpm
Orbit Size:	Ø5mm
Air Consumption:	13cfm
Operating Pressure:	90psi
Inlet Size:	1/4" BSP
Vacuum Outlet:	Ø28mm
Weight:	1kg
Noise Power/Pressure:	92/81dB(A)
Vibration/Uncertainty:	5.7/0.54m/s ²

B


Polisher

Ø75mm

Generation

B GSA722
Ø75mm Air Polisher

Textured grip and lightweight aluminium alloy housing provide comfort and control. Powerful air motor provides smooth operation under load. Supplied with Ø75mm hook-and-loop pad and spanner. Use with Ø79mm buffing and polishing heads.

Pad Size:	Ø75mm
Thread Size:	M6 x 1mm
No-Load Speed:	2500rpm
Air Consumption:	4cfm
Operating Pressure:	90psi
Inlet Size:	1/4" BSP
Weight:	0.7kg
Noise Power/Pressure:	94/83dB(A)
Vibration/Uncertainty:	4.13/0.90m/s ²

E


165 x 90mm

E SA22
Air Operated Flat Bed Sander

Orbital flat bed sander with counter-balanced drive shaft for smooth operation. Palm type trigger with rubber head ring allows comfortable, one-handed operation. Suitable for sanding body panels, wood, metals and plastics, this tool is suitable for 115mm roll papers and uses strong spring clips to attach them to the base plate.

Pad Size:	165 x 90mm
Orbit Size:	Ø5mm
No-Load Speed:	8000rpm
Air Consumption:	13cfm
Operating Pressure:	90psi
Inlet Size:	1/4" BSP
Weight:	1.88kg
Noise Power/Pressure:	93/82dB(A)
Vibration/Uncertainty:	16.5/6.6m/s ²

C


35L

Dust-Free

Wet & Dry

Generation


C DFS01
Dust-Free Sanding Kit

Refer to individual Model No's for full specification.

Package Includes:

DFS35M - 35L Dust-Free Wet & Dry Industrial Vacuum Cleaner Plastic Drum M-Class Filtration Self-Clean

GSA05 - Ø150mm Dust-Free Air Palm Random Orbital Sander

RE4011 - 70 x 120mm Dust-Free Sanding Block

RE4012 - 70 x 198mm Dust-Free Sanding Block

F

NEW



35L

Dust-Free

Wet & Dry


F DFS02
Dust-Free Sanding Kit

Refer to individual Model No's for full specification.

Package Includes:

PC35230V - 35L Wet & Dry Industrial Vacuum Cleaner Plastic Drum M-Class Filtration Self-Clean & Auto-Start

DAS150PS - Ø150mm Variable Speed Brushless Electric Palm Sander 350W/230V

RE4011 - 70 x 120mm Dust-Free Sanding Block

RE4012 - 70 x 198mm Dust-Free Sanding Block



A OS400
Ø150mm Random Orbital Electric Sander 400W
 Ø5mm Orbit designed specifically for use on car body repairs. 6-Stage variable speed control from 4000-10000rpm. Ergonomic rubberised gear head casing for added comfort and grip during use. Fitted with 5m mains cable. Supplied with Ø150mm hook-and-loop backing pad, spare brushes and hex key.

Motor Power:	400W
Supply:	230V
No-Load Speed:	4000-10000rpm
Thread Size:	M8
Orbit Size:	Ø5mm
Pad Size:	Ø150mm



B OS600
Ø150mm Random Orbital Electric Sander 600W
 Ø9mm Orbit designed specifically for use on car body repairs. 6-Stage variable speed control from 3200-7200rpm. Ergonomic rubberised gear head casing for added comfort and grip during use. Fitted with 5m mains cable. Supplied with Ø150mm hook-and-loop backing pad, side handle, spare brushes and hex key.

Motor Power:	600W
Supply:	230V
No-Load Speed:	3200-7200rpm
Thread Size:	M8
Orbit Size:	Ø9mm
Pad Size:	Ø150mm



C OP750
Ø150mm Orbital Polisher 750W
 Ø21mm Orbit specifically designed for use in the bodyshop. 6-Stage variable speed control ranging from 2000-4500rpm. Vibration reducing motor and rubberised gear head cover allow for greater comfort and reduce user fatigue. Soft start for greater control. Speed stabilizer to ensure constant speed output. Fitted with 5m mains cable. Supplied with Ø150mm backing pad, two Ø180mm foam polishing pads, side handle, wrench and spare brushes.

Motor Power:	750W
Supply:	230V
No-Load Speed:	2000-4500rpm
Thread Size:	M8
Orbit Size:	Ø21mm
Pad Size:	Ø150mm



D RP1500
Ø150mm Rotary Polisher 1050W
 Powerful 1050W motor enclosed in a heavy-duty composite housing. 6-Stage variable speed control from 700-2500rpm. Soft start for greater control. Vibration reducing motor to allow for longer working times with reduced fatigue. Spindle lock for fast and easy pad changes. Double-torque gearing system. Fitted with 5m mains cable. Supplied with Ø150mm backing pad, side handle, wrench and spare brushes.

Motor Power:	1050W
Supply:	230V
No-Load Speed:	700-2500rpm
Thread Size:	M14
Pad Size:	Ø150mm



E SPK600
Spot Polisher Kit 600W
 Rotary spot polisher kit with ergonomic slim body design. 6-Stage variable speed control from 700-2500rpm. Spindle lock for easy pad and shaft changes. Soft start for greater control. Fitted with 5m mains cable. Supplied with a selection of polishing pads, side handle and spare brushes.

Motor Power:	600W
Supply:	230V
No-Load Speed:	700-2500rpm
Thread Size:	M14
Pad Size:	Ø25-75mm
Cable Length:	5m
Weight:	2.58kg

A

30W



Premier

B SDL14.M

Stainless Steel Wire Mesh
Pack of 2

Suitable for plastic repair.

B



C SEE BELOW

Plastic Welding Rods
Packs of 5

Suitable for Model No. SDL14 Plastic Welder.

Model No:	Description:
SDL14.ABS	ABS Plastic Welding Rods
SDL14.PP	PP Plastic Welding Rods
SDL14.PPF	PP Flat Plastic Welding Rods
SDL14.PE	PE Plastic Welding Rods
SDL14.PS	PS Plastic Welding Rods

C



A SDL14

30W Lithium-ion Rechargeable Plastic Welding Repair Kit

Cordless and lightweight welding iron. Inbuilt LED to illuminate welding area in low light areas such as engine bays. Kit includes plastic welding tip, plastic welding with pipe guide tip, hot staple tip, plastic welding rods in ABS/PP/PE/PS, reinforcing mesh (x3), 0.8mm flat staples (x50), 0.6mm flat staples (x50), USB charging lead and safety stand. Heats up to a maximum temperature of 500°C.

Battery:	3.7V 2.4Ah Lithium-ion
Charging Time:	3.5hr
Maximum Temperature:	500°C
Operating Time:	40min
Power:	30W

D



D

NEW 230V 75W



D SDL15

75W Plastic Welding Repair Kit

Heat gun body is lightweight and easy to operate with maximum control and accuracy provided by pistol grip design. Repairs cracked plastic parts such as car bumpers. Three different heat modes, high/medium/low. Overheating/overload protection. High brightness LED light to illuminate work area. Kit comprises of staples; 0.6mm outside corner (x50), 0.8mm inside corner (x50), 0.6mm flat (x50), 0.8mm flat (x50), 0.6mm wave (x50), 0.8mm wave (x50), soldering iron tip (x1), heat gun (x1).

Supply:	230V ~ 50Hz
Plug Type:	3-Pin
Power Supply Cable Length:	2m
Power:	75W
Maximum Temperature:	700°C
Cable Length:	1.93m
Staple Size:	0.6mm & 0.8mm
Duty Cycle:	15s on/10s off
Weight:	0.80kg

E


F

G

NEW

H

NEW



E-H SEE BELOW

Replacement Staples for SDL14 & SDL15


Staples for Model No's SDL14 and SDL15.

Model No:	Type:	Size:	Quantity:
E RE06	Flat	0.6mm	100
F RE06V	Inside Corner	0.6mm	100
G RE06C	Outside Corner	0.6mm	100
H RE06W	Wave	0.6mm	100
E RE08	Flat	0.8mm	100
F RE08V	Inside Corner	0.8mm	100
H RE08W	Wave	0.8mm	100

I NEW

I SDL15.01

Soldering Iron Tip For SDL15





A 3015CXD

3 Tonne Trolley Jack with Super Rocket Lift

Single-piece hydraulic unit with heavy base design and large jacking saddle. Twin piston Super Rocket Lift feature brings lifting arm straight into contact with the jacking point in 1-2 strokes. Universal joint release mechanism allows safer, more controlled lowering of the jack. Fitted with safety overload valve and pump-through valve to prevent handle locking at maximum ram extension. For full specification, see page 279.

D WS570

570kg Wheel Skate

Steel chassis with pedal operated mechanical lifting action. Skate sits on easy-rolling Ø100mm nylon castor wheels. Composite rollers cradle vehicle's tyre and are capable of handling up to 240mm profiles. Suitable for bodyshops, garages, showrooms or anywhere an immobile vehicle needs moving on an even surface.

Note: Skates sold as singles, but must be used in pairs.

Capacity:	570kg
Maximum Opening:	620mm
Maximum Tyre Profile:	240mm
Castor Diameter:	Ø100mm
Weight:	17.5kg



E WS650

650kg Hydraulic Wheel Skate

Steel chassis with PVC rollers and four Ø100mm nylon castors. Pedal operated hydraulic lifting action with safety locking pin when under load. Rollers cradle vehicle's tyre and are capable of handling up to 270mm profiles. Suitable for bodyshops, garages, showrooms or anywhere an immobile vehicle needs moving on an even surface. Note: Skates sold as singles, but must be used in pairs.

Capacity:	650kg
Maximum Opening:	550mm
Maximum Tyre Profile:	270mm
Castor Diameter:	Ø100mm
Weight:	17kg



B WS454

454kg Wheel Dolly Set

Pressed steel wheel dolly with four Ø90mm metal castors. Can handle up to 355mm profiles. Suitable for use in bodyshops and workshops.

Capacity Each:	454kg
Maximum Tyre Profile:	355mm
Castor Diameter:	Ø90mm
Weight Each:	9kg



F WS680

680kg Hydraulic Wheel Skate

Steel tube chassis with four Ø100mm nylon castors. Pedal operated hydraulic lifting action with safety locking pin when under load. Aluminium rollers cradle vehicle's tyre and are capable of handling up to 240mm profiles. Suitable for bodyshops, garages, showrooms or anywhere an immobile vehicle needs moving on an even surface. Note: Skates sold as singles, but must be used in pairs.

Capacity:	680kg
Maximum Opening:	540mm
Maximum Tyre Profile:	240mm
Castor Diameter:	Ø100mm
Weight:	17kg



C WS681

680kg Wheel Dolly Set

Heavy-duty steel-plate with rust resistant finish. Fitted with four Ø75mm metal castors, two lockable. Each dolly features a side handle for easy carrying. Can handle up to 250mm profiles. Suitable for use in bodyshops and workshops.

Capacity Each:	680kg
Maximum Tyre Profile:	250mm
Castor Diameter:	Ø75mm
Weight Each:	7.6kg



G VS858

Folding Mechanic's Work Mat

Flexible work mat with two handles for portability. Durable composite cover that resists stains and fluids. High-density padding for added comfort. Ideal for working on cold garage floors and for roadside repairs.

Folded (L x W x D):	610 x 444 x 76mm
Unfolded (L x W x D):	1220 x 444 x 38mm





2 Tonne

A RE901**2 Tonne Adjustable Transportacar Trolley**

Heavy-duty steel frame suitable for supporting partly dismantled or badly damaged vehicles. Enables easy movement around bodyshop. The supports are interchangeable between V-crutches and sill clamps. Supports and clamps adjustable for height and overall width. Fitted with four Ø125mm nylon castors, two of which lock.

Using with Crutches:	
Minimum Height:	250mm
Maximum Height:	310mm
Using with Sill Clamps:	
Minimum Height:	330mm
Maximum Height:	390mm
Minimum Width*:	1035mm
Maximum Width*:	1430mm
Capacity:	2 Tonne
Closed Length:	600mm

*Widths measured between centres of jacking points



2 Tonne

B RE89**2 Tonne Adjustable Transportacar Trolley - Economy Model**

Steel frame designed for supporting and moving partly dismantled or badly damaged vehicles around the workshop or bodyshop. Sliding castor brackets adjust for width and rubber-faced support pads adjust for height.

Minimum/Maximum Height:	300/390mm
Maximum Width:	1485mm
Capacity:	2 Tonne
Castor Diameter:	Ø150mm



900kg

C VMD001**900kg Adjustable 2-Post Vehicle Moving Dolly**

Heavy-duty steel frame suitable for supporting partly dismantled or badly damaged vehicles. Enables easy movement around workshop or bodyshop. Crutch supports adjustable for height and overall width. Fitted with four Ø90mm locking metal castors.

Minimum/Maximum Height:	315/495mm
Increments:	4 x 45mm
Minimum Support Width:	350mm
Maximum Support Width:	1450mm
Width:	1500mm
Capacity:	900kg

**D**

900kg

**D VMD002****900kg Adjustable 4-Post Vehicle Moving Dolly**

Heavy-duty steel frame suitable for supporting partly dismantled or badly damaged vehicles. Enables easy movement around workshop or bodyshop. Adjustable frame allows you to change the length and width as required. Three types of height-adjustable and interchangeable supports, rubber support pads, shallow and deep crutches. Fitted with four Ø200mm nylon locking castors.

Minimum Height:	400mm
Maximum Height:	520mm
Minimum Width:	680mm
Maximum Width:	1280mm
Minimum Length:	1150mm
Maximum Length:	1750mm
Capacity:	900kg





A RE92/11
Large Hook Pull Kit
 Suitable for reaching over wide obstructions. Ideal for inside boot recesses. Reduces marking due to chains. Supplied with two sizes of feet and adaptor for SuperSnap® screw-on accessories and heads.

Capacity:	6 Tonne
------------------	---------



B RE92/12
90° Dual Pull Clamp
 Suitable for use with bodyshop repair kits and chassis straighteners.

Capacity:	4 Tonne
------------------	---------



C RE91/5/CK
Chain Kit 2 x 2m Chains - 2 Clamps
 Use in conjunction with Model No. RE91/05 Pull Ram. The kit contains 2 x 2m chains each with one hook and two heavy-duty pull clamps.



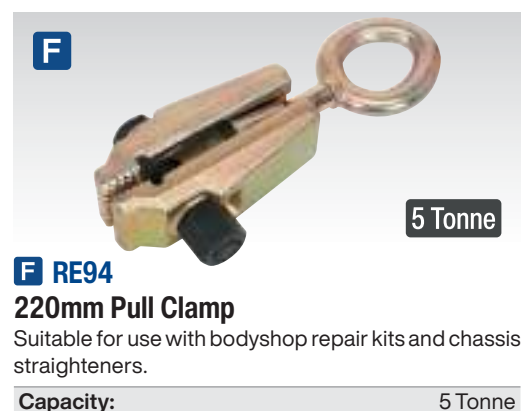
D SAR01
Wheel Arch Reshaping Tool
 Reshaping tool designed for repairing wheel arch collision damage or for increasing tyre-to-wing clearance by flaring wheel arches. Fully adjustable telescopic arm that allows 180° wheel swivel. Elongated holes on the hub adaptor plate suitable for vehicles with various four and five stud/bolt patterns. Bolts directly to the hub assembly. Attached hitch pin allows for change in angle.

Min./Max. Arm Length:	440/560mm
------------------------------	-----------



E RE93
220mm 2-Direction Pull Clamp
 Suitable for use with bodyshop repair kits and chassis straighteners.

Capacity (Straight Pull):	5 Tonne
Capacity (Cross Pull):	2 Tonne
Jaw Width:	45mm



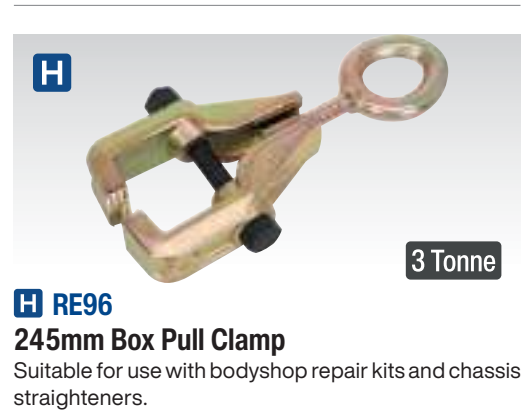
F RE94
220mm Pull Clamp
 Suitable for use with bodyshop repair kits and chassis straighteners.

Capacity:	5 Tonne
Jaw Width:	45mm



G RE95
245mm 2-Direction Box Pull Clamp
 Suitable for use with bodyshop repair kits and chassis straighteners.

Capacity (Straight Pull):	3 Tonne
Capacity (Cross Pull):	2 Tonne
Jaw Width:	35mm



H RE96
245mm Box Pull Clamp
 Suitable for use with bodyshop repair kits and chassis straighteners.

Capacity:	3 Tonne
Jaw Width:	35mm




I DR66
Door Restraining Bars - Pack of 2
 Manufactured with steel tube and heavy jaw assemblies. Designed to triangulate and strengthen door apertures whilst performing pulling operations. Supplied with tommy bar.

Minimum Length:	830mm
Maximum Length:	1160mm
Jaw Width:	90mm



J RE99/10
1.5 Tonne Wheel Arch Puller Short Pattern
 Suitable for wheel arches and other small/lightweight pulls including those around light clusters.

Capacity:	1.5 Tonne
Length:	160mm

**A-B SEE BELOW****Pull Rams**

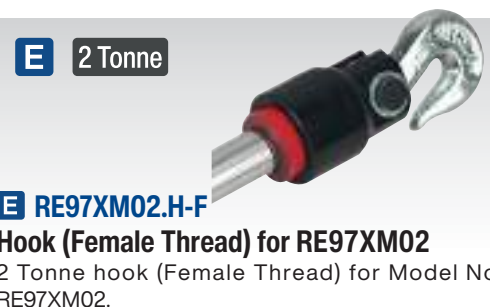
Spring-return pull rams, suitable for use with manual or air powered hydraulic pumps. Supplied with two chain hooks.

	A	B
Model No:	RE91/05	RE91/10
Capacity:	5 Tonne	10 Tonne
Closed/Open Height:	530/660mm	350/500mm
Return Spring:	✓	✓

**C-D SEE BELOW****Pull Rams**

Suitable for many applications including workshop, agricultural, industrial, and construction where pulling, positioning, bending and holding of heavy loads may be required. Use in conjunction with manual or air powered hydraulic pumps.

	C	D
Model No:	RE97XM02	RE97XM05
Capacity:	2 Tonne	5 Tonne
Closed/Open Height:	422/550mm	520/650mm
Return Spring:	✓	✓

**E 2 Tonne****RE97XM02.H-F****Hook (Female Thread) for RE97XM02**

2 Tonne hook (Female Thread) for Model No. RE97XM02.

**F****RE97.10-A13****Wedge Ram**

500kg Capacity wedge ram for prying damaged body panels apart from one another. Use in conjunction with manual or air powered hydraulic pumps.

**G-K SEE BELOW****Push Rams**

Suitable for many applications including workshop, agricultural, industrial, and construction where lifting, pushing, positioning, bending and holding of heavy loads may be required. Use in conjunction with manual or air powered hydraulic pumps.

	G	H	I	J	K
Model No:	RE97XC02	RE97XC10	RE97XM04	RE97XM10	610/41
Capacity:	2 Tonne	10 Tonne	4 Tonne	10 Tonne	10 Tonne
Closed/Open Height:	139/240mm	132/189mm	275/405mm	350/500mm	305/465mm
Return Spring:	✗	✓	✓	✓	✓

**L SEE BELOW****SuperSnap® Tube Extensions & Adaptors**

Extension tubes and adaptors for Model No. RE97/10 (see page 718) and other hydraulic body repair kits.

Model No:	Type:	Size:
610/A2	Extension	560mm
610/A3	Extension	480mm
610/A4	Extension	280mm
610/A5	Tube Adaptor	125mm
610/A6	Tube Adaptor	75mm

**M RE97.10-COMBO****10 Tonne Snap Push Ram with Pump & Hose Assembly**

Package Includes:	
Model No:	Description:
RE97.10-02	10 Tonne Ram Assembly
RE97.10-01	10 Tonne Pump & Hose Assembly

**N 610/45****10 Tonne SuperSnap® Push Ram with Pump & Hose Assembly**

Package Includes:	
Model No:	Description:
RE97.10-03	Hose Assembly
610/41	10 Tonne Push Ram
610/40	10 Tonne Hydraulic Pump



A-E SEE BELOW
Short Push Rams

Extremely short closed height makes these rams suitable for use where there is almost no clearance at the lift point. Suitable for use with Sealey Hydraulic Repair Kits and other brands.

	A	B	C	D	E
Model No:	RE97XC04	RE97XS05	RE97XS10	RE97XS20	RE97XS30
Type:	Push Ram	Push Ram	Push Ram	Push Ram	Push Ram
Capacity:	4 Tonne	5 Tonne	10 Tonne	20 Tonne	30 Tonne
Closed/Open Height:	42/58mm	33/39mm	43/54mm	52/63mm	59/71mm



F-G SEE BELOW
10 Tonne Pump & Hose Assemblies

Suitable for use with most leading brand hydraulic ram repair kits.

	F	G
Model No:	610/40	RE97.10-01
Capacity:	10 Tonne	10 Tonne
Outlet Thread:	1/4" BSP	1/4" BSP



H RE97.10-03
Hose Assembly

Hose assembly for use with Sealey Body Repair Kits and Model No. TC966 Hydraulic Bead Breaker.

Inlet Thread:	1/4" BSPT
Length:	1540mm



I RE97XCKIT
Specialist Push & Pull Ram Set

Comprehensive set of mini, midi and maxi sized push and pull rams. Suitable for many applications including workshop, agricultural, industrial and construction where lifting, pushing, positioning, bending and holding of heavy loads may be required. Supplied in steel storage case.

Set features:

- ✓ High flow quick connecting couplers with dust caps on all components.
- ✓ Unique ram and cylinder bearings absorb eccentric load stresses in order to protect the cylinder against abrasion, over-extension and jamming.
- ✓ Chromed rams with polyurethane seals and wipers provide longer service life.
- ✓ Selected rams fitted with heavy-duty return spring.

Contents:

Ram Model No:	Capacity/Type:	Closed Open/Height:	Return Spring:
RE97XC02	2 Tonne/ Push Ram	139/240mm	✗
RE97XC04	4 Tonne/ Push Ram	42/58mm	✗
RE97XM04	4 Tonne/ Push Ram	275/405mm	✓
RE97XC10	10 Tonne/ Push Ram	132/189mm	✓
RE97XM10	10 Tonne/ Push Ram	350/500mm	✓
RE97XM02	2 Tonne/Pull Ram	422/550mm	✓
RE97XM05	5 Tonne/Pull Ram	520/650mm	✓

Hooks Model No:	Type:	Application:
RE97XM02.H-F	Female	RE97XM02
RE97XM02.H-M	Male	RE97XM02
RE97XM05.H-F	Female	RE97XM05
RE97XM05.H-M	Male	RE97XM05

A RE97/4**4 Tonne Snap Hydraulic Body Repair Kit**

Heavy gauge snap-together pipework and cast snap-together attachments compatible with most leading makes of snap-together equipment. Supplied with hand operated pump, hose, hydraulic ram and storage case.

B RE83/4**4 Tonne SuperSnap® Hydraulic Body Repair Kit**

SuperSnap® kits feature snap-together pipework for speed, and threaded attachments for strength. Connecting parts are zinc or cad plated for long, rust-free life. Components are manufactured from high quality steel and finished with red supergloss paint. All attachments interchange with other popular makes so you can use your existing equipment with the SuperSnap® range. Supplied in composite storage case.

C RE97/10**10 Tonne Snap Hydraulic Body Repair Kit**

Heavy gauge snap-together pipework and cast snap-together attachments compatible with most leading makes of snap-together equipment. Supplied with 10 Tonne hand operated pump, hose, hydraulic ram and storage case.

D RE83/10**10 Tonne SuperSnap® Hydraulic Body Repair Kit**

SuperSnap® kits feature snap-together pipework for speed, and threaded attachments for strength. Connecting parts are zinc or cad plated for long, rust-free life. Components are manufactured from high quality steel and finished with red supergloss paint. All attachments interchange with other popular makes so you can use your existing equipment with the SuperSnap® range. Supplied in composite storage case.




E RE9720**20 Tonne Snap Body Repair Kit**

Heavy gauge snap-together pipework and snap-together attachments compatible with most leading makes of snap-together equipment. Supplied with 20 Tonne hand operated pump, hose, hydraulic ram and metal storage case.

**F****AIR Hydraulic****F SEE BELOW****10 Tonne Air Hydraulic Pumps**

Suitable for use with SuperSnap® hydraulic ram as supplied with Model No. DZRE21 Body Straightener and all body repair kits. Supplied with or without air hose.

Model No:	Specification:
RE83/840	Air Pump Only
RE83/840/CWH	Air Pump with Hose
Maximum Air Input:	90-120psi
Oil Capacity:	450cc
Oil Pressure:	10000psi

A**4 Tonne****Snap****Hydraulic****B****4 Tonne****SUPER SNAP®****Hydraulic****C****10 Tonne****Snap****Hydraulic****D****10 Tonne****SUPER SNAP®****Hydraulic****E****20 Tonne****Snap****Hydraulic**



A

Premier

HVLP



A HVLPO1 Professional HVLV Gravity Feed Spray Gun 1.3mm Set-Up

For full details, see page 694.



B

B TA090 Paint Thickness Gauge


For the professional bodyshop or valeting bay to accurately verify the thickness of paint and check for accident damage. Uses magnetic induction to provide accurate and consistent readings to 0.1µm. Suitable for steel and aluminium panels. Easy to calibrate with test plates and precision standards. USB Interface for downloading data to PC. Powered by 2 x 1.5V batteries (supplied).



C

C TA091 Paint Thickness Gauge

Ideal for the showroom, bodyshop and valeting bay to accurately verify the thickness of paint and check for accident damage. Uses magnetic induction to provide accurate and consistent readings to 0.1mm. Suitable for iron, steel and aluminium with non-magnetic coatings including paint, enamel, plastic and epoxy. Displays measurement in mm. Powered by CR2032 3V battery (supplied).



D

D RE50 Telescopic Trammel Gauge

Aluminium measuring device constructed in 4-sections. Suitable for obtaining precise dimensional data for chassis alignment purposes. Integral measuring tape provides fast metric read-out between end probes. Mid probe read-out obtained by markings on exterior of pole. Includes three fully adjustable probes.

Minimum Distance - End Probes:	1050mm
Maximum Distance - End Probes:	3000mm
Minimum Distance - Mid/End Probes:	170mm
Maximum Distance - Mid/End Probes:	730mm



E

- 10 Tonne**
- Variable Tilt**
- Hydraulic**
- Super Pull**
- 75+ KG**
- HEAVY ITEM**



D

E DZRE21 Straightener Kit with Variable Upright

Heavy-duty repair kit for straightening bent chassis and body damage. Variable position upright allows six preset angles of pull plus a seventh upright position. Supplied as standard with manual hydraulic pump and ram.

Contains: Chassis Frame, SuperSnap® Hydraulic Pump & Ram, Pull Clamp (x2), Sill Clamp (x2), Chain (x2), Chain Hook (x2), Carriage Anchorage Tube, Tube Stand (x2)

A-B

1 Shelf



(Model No. FSC04 & FSC04ST illustrated).

C-D

A-B SEE BELOW

Hazardous Substance Cabinets

Sturdy metal construction with yellow powder coat. Supplied with a pack of appropriate warning labels. Single door, fitted with 2-point key lock and supplied with two keys. Features an adjustable, lipped shelf and liquid-tight base to retain spills. Smaller compact design for limited space.

A Model No:	FSC06
Overall Size (W x D x H):	350 x 300 x 705mm
Shelves:	1
B Model No:	FSC04
Overall Size (W x D x H):	460 x 460 x 900mm
Shelves:	1

C-D SEE BELOW

Floor Stands for FSC06 & FSC04

Sturdy metal stands to support Model No. FSC06 & FSC04.

C Model No:	FSC06ST
Overall Size (W x D x H):	350 x 300 x 580mm
D Model No:	FSC04ST
Overall Size (W x D x H):	460 x 460 x 580mm

Hazardous Substance Cabinets
For our full range, see pages
1002 to 1004.



E

1 Shelf



F



E FSC05

Hazardous Substance Cabinet

Sturdy metal construction with yellow powder coat. Supplied with a pack of appropriate warning labels. Two door, fitted with 2-point key lock and supplied with two keys. Features an adjustable, lipped shelf and liquid-tight base to retain spills. Illustrated with optional floor stand, Model No. FSC05ST.

Overall Size (W x D x H):	900 x 460 x 900mm
Shelves:	1

F FSC05ST

Floor Stand for FSC05

Sturdy metal stand to support Model No. FSC05.

Overall Size (W x D x H):	900 x 460 x 445mm
----------------------------------	-------------------

G

3 Shelves



G FSC03

Hazardous Substance Cabinet


Sturdy metal construction with yellow powder coat. Supplied with a pack of appropriate warning labels. Two door, fitted with 2-point key lock and supplied with two keys. Features three adjustable, lipped shelves and liquid-tight base to retain spills. 155mm Raised, leak-proof door sill.

Overall Size (W x D x H):	900 x 460 x 1800mm
Shelves:	3
Weight:	59.74kg

H

2.2 Tonne

AIR Operated



H HCC08

2.2 Tonne Pneumatic Paint Can Crusher

Reduce your waste disposal costs* - crushing paint cans minimizes the volume of your hazardous waste. Air operated paint can press with safety lock-out device which prevents the door being opened during operation. Bench mounting unit with outlet for waste paint collection.

* For 'pay by volume' customers.

Internal Size (W x D x H):	280 x 230 x 250mm
External Size (W x D x H):	390 x 250 x 750mm
Air Supply:	100-130psi
Air Inlet Size:	1/4" BSP
Weight:	44kg



A-C SEE BELOW

**150 x 230mm Abrasive Finishing Pads
Packs of 10**

Versatile, long lasting hand pads. Flexible for contoured work surfaces to provide an even finish. Waterproof and solvent resistant. Can be cut-to-size. Supplied in packs of 10.

Model No:	Colour/Grade:	Applications:
A HP1523F	Green/Fine	General-Purpose
B HP1523M	Maroon/Medium	Prior to Primer
C HP1523UF	Grey/Ultra-Fine	Prior to Clear Coat



F SB66

70 x 130mm Sanding Block

Accepts 100mm wide abrasive strips. Comfortable contoured grip. Interlocking grip and base separate completely for very simple and fast abrasive changes.

Size:	70 x 130mm
-------	------------



I-L SEE BELOW

Rigid Scrapers

Chrome plated, highly polished steel blade with composite handle and hanging hole.

Model No:	Blade Width:	Length:
I AK5220	40mm	195mm
J AK5221	50mm	195mm
K AK5222	75mm	195mm
L AK5223	100mm	195mm



D SPG01

Contour Gauge with Lock

Profile gauge for use when comparing a damaged panel to the original or for duplication of profile when preparing bodywork. Features lock to secure pins when comparing panel shape. Pins made from non-scratch PS plastic. Suitable for use on various flooring, tiling and metalwork.

Maximum Profile Depth:	30mm
Maximum Profile Length:	250mm



G SB65

65 x 120mm Sanding Block

Accepts 100mm wide abrasive strips. Comfortable contoured grip. Abrasive firmly retained by integral pins.

Size:	65 x 120mm
Type:	Pinned Fixings




M AK5225

3pc Body Filler Applicator Set

Manufactured from composite material. Suitable for the application of body filler.

Blade Widths:	100, 125, 150mm
---------------	-----------------



O PA02

4pc Body Filler Applicator Set

Manufactured from stainless steel. Suitable for the application of body filler.

Blade Widths:	50, 80, 100, 120mm
Length:	100mm



E RE4011

70 x 120mm Dust-Free Sanding Block

Hook-and-loop fitting on foam backing plate. Durable plastic body with soft grip incorporating a Ø20mm outlet for connection to an extraction system. Suitable for use with popular dust-free sanding sheets.

Outlet Diameter:	Ø20mm
Size:	70 x 120mm



H RE4012

70 x 198mm Dust-Free Sanding Block

Hook-and-loop fitting on foam backing plate. Durable plastic body with soft grip incorporating a Ø20mm outlet for connection to an extraction system. Suitable for use with popular dust-free sanding sheets.

Outlet Diameter:	Ø20mm
Size:	70 x 198mm



N PA03

**Plastic Filler Spreader
Pack of 25**

Manufactured from composite material. Suitable for the application of body filler.

Blade Width:	105mm
Length:	70mm




P PA06

Plastic Filler Spreader - Pack of 100


Manufactured from composite material. Suitable for the application of body fillers, fibreglass filler, putty or caulking agents.

Blade Width:	105mm
Length:	70mm

**A** RE5001**Professional Adjustable Hand File Holder**

Simple screw adjustment flexes file either concave or convex to suit the job in hand. Features a 2-position swivel lock handle. Suitable for use in professional bodyshops. N.B. File not included - Order Model No's RE5001.9TPI or RE5001.12TPI.

Optional Accessories: RE5001.9TPI - 9tpi
RE5001.12TPI - 12tpi

**B-C** SEE BELOW**Hook-and-Loop Sanding Blocks**

Resilient sanding blocks for both small and large work areas. Both models have a hook-and-loop surface for attaching abrasive.

Model No:	Type:	Size:
B RE4001	Curved Hook-and-Loop	Ø150mm
C RE4002	2-Handed Hook-and-Loop	75 x 440mm

**D** RE4019**90 x 135mm Sanding Block Flexible Tear Drop**


Flexible tear drop shaped sanding block. Designed for sanding various shapes, smaller surfaces and tight angles.

Size: 90 x 135mm


**E** RE40KIT**6pc Hook-and-Loop Sanding Block Kit**

Comprehensive kit of resilient, rectangle style concave and convex sanding blocks with hook-and-loop surfaces and a flexible tear drop sanding block.

Sizes: Sanding Blocks; **RE4015** - Concave 90 x 155mm, **RE4016** - Convex 85 x 155mm, **RE4017** - Convex 90 x 160mm, **RE4019** - Flexible Tear Drop 90 x 135mm, **RE4020** - Concave 90 x 155mm, **RE4022** - Convex 90 x 150mm


**F** RE4021**70 x 407mm Long Board Hook-and-Loop Sanding Block**

Resilient, long board sanding block with 70 x 407mm hook-and-loop surface. Designed for larger areas such as bonnets and flat panels. Can also be used with clip-on sanding sheets.

**G-L** SEE BELOW**Hook-and-Loop Shaped Sanding Blocks**

Range of resilient, shaped sanding blocks for both small and large work areas. All models have a hook-and-loop surface for attaching abrasive.


Model No:	G RE4015	H RE4016	I RE4017	J RE4018	K RE4020	L RE4022
Size:	90 x 155mm	85 x 155mm	90 x 160mm	125 x 70mm	90 x 155mm	90 x 150mm



A AK5251
4pc Composite Scraper Set

Ideal for removing trim, badges and decals from bodywork. Also suitable for removing residue from alloy wheels. Polypropylene edges will not scratch/mark paint or panel work and can be resharpened with a file when required.

Length:	265mm
Blade Widths:	19, 22, 25, 37mm



B AK5228
Composite Razor Blade - Pack of 100

Pack of 100 composite razor blades. Suitable for use with Blade Holder, Model No. AK5227 **C**.



C AK5227
Composite Razor Blade Holder - Pack of 5

Manufactured from composite material. Suitable for holding plastic or metal razor blades. Supplied in pack of five. Ideal for use with Sealey Composite Razor Blades, Model No. AK5228 **B**.



F AK4734
Ø8mm HSS Cobalt Spot Weld Drill Bit

Suitable for drilling out spot welds on most common vehicle panels including galvanized and high stress steels. Made from HSS with 5% Cobalt for longer life.

Size:	Ø8mm
Length:	80mm



D AK5960
Underbody Inspection Mirror

Adjustable handle and mirror head provides effortless functionality. Ideal for inspection of vehicle's underside.

Mirror Diameter:	Ø200mm
Minimum/Maximum Length:	660/1090mm



E AK867
Retracting Razor Scraper with Blades

Chrome plated steel construction with retracting blade carrier for extra safety. Supplied with five spare blades.

Length:	100mm
Replacement Razor Blades:	AK867/1 (Pack of 5)



H TA090
Paint Thickness Gauge

For the professional bodyshop or valeting bay to accurately verify the thickness of paint and check for accident damage. Uses magnetic induction to provide accurate and consistent readings to 0.1µm. Suitable for steel and aluminium panels. Easy to calibrate with test plates and precision standards. USB Interface for downloading data to PC. Powered by 2 x 1.5V batteries (supplied).



G S0948
52 x 83mm Telescopic Inspection Mirror with 2 LED Lights

5-Section stainless steel inspection tool. 52 x 83mm Mirror with built-in LEDs mounted on twin ball joints for maximum articulation. Ideal for use in low light areas. Contoured and textured comfort grip handle. Supplied with batteries.

Lengths:	285-876mm
Battery:	2 x CR2032 (Supplied)





230V



A SR2000 Stud Welding Kit

Professional quality stud welder for fast, efficient body repairs. Removes dents quickly, without holes or the need to remove interior trim. No burn through means that removal of studs and washers is easy and preparation work before repainting is minimized. Suitable for use on steel or aluminium and can weld studs, washers and tabs. Patented quick puller attachment allows removal of smaller dents without the need for studs or washers. Supplied in heavy-duty storage case.

Contents:	Welding Gun, Power Unit, Quick Puller, Electrodes for Welding, Washers; Round (x10), Triangle (x10), 55 x 22mm Tabs (x10), M4 x 15 Studs (x10), M4 Puller Washer, Earth Bars; 70mm (x2), 155mm
Supply:	230V
Plug Type:	3-Pin
Power Supply Cable Length:	2.6m
Mains Fuse:	13A
Maximum Short Circuit Current:	5000A
Voltage Range:	18V AC Output 24V DC, 32V AC Output 44V DC, 18V AC Output 24V DC
Weight of Gun:	2.25kg

K SR20 Stud Welder with Slide Hammer

A welder of exceptionally quality for fast, efficient body repairs. Removes dents quickly, without holes or the need to remove interior trim. Amazing pulling power - even on heavier gauge panels. Welds on washers and nails. Supplied in heavy-duty storage case.

Contents:	Welding Gun, Slide Hammer, Electrodes for Welding, Nails; 2mm (x200), 2.5mm (x200), Washers; Ø16mm (x50), Washer Hook & Washer Extension Electrode, Heavy-Duty Case
Supply:	230V
Plug Type:	Bare Wire
Power Supply Cable Length:	2.6m
Mains Fuse:	16A
Power @ 50%:	0.8kW
Maximum Welding Power:	6kW
Maximum Short Circuit Current:	2500A
Weight:	4.9kg



230V

16A



Supplied with accessories

B

B SR2000P Stud Welding Puller



Stud Welding Puller for use with tabs and washers. Adjustable legs have four profiles on the base for different size and shapes of dents. Threaded centre can also be pulled through for use on larger dent removal.

Size/Spread:	190mm
Reach:	80mm

C

C SR2000TS Tab Shooter for SR2000



Tab Shooter for use with Model No. SR2000. Holds multiple tabs (Model No. SR2000.T) and loads them semi-automatically for fast and efficient use. Guide on side provides quick and easy alignment for next tab.

D-J NOT ILLUSTRATED

Electrode Kit, Studs, Washers and Tabs for SR2000

Model No:	Description:	Pack Qty:
D SR2000.E	Electrode Kit	1
E SR2000.AM	Al-Mg Studs	10
F SR2000.AMS	Al-Mg-Si Studs	10
G SR2000.PW	Pull Washers	10
H SR2000.SW	Star Washers	10
I SR2000.T	Tabs	10
J SR2000.TW	Triangle Washers	10


L

NEW

Packs of 100/200
2.5mm

M

NEW

Packs of 100/200
2mm

N



Pack of 50

L-N SEE BELOW Stud Welding Nails & Washers

Model No:	Description:	Pack Qty:
L PS/0002	Stud Welding Nail 2.5 x 50mm	100
L PS/000250/200	Stud Welding Nail 2.5 x 50mm	200
M PS/0003	Stud Welding Nail 2 x 50mm	100
M PS/000350/200	Stud Welding Nail 2 x 50mm	200
N PS/000450	Stud Welding Washer Ø8 x Ø16 x 1.5mm	50


O

O RE100/WS Wavy-Wire Strip for Panel Pulling System

Pack of 50. Suitable for panel pulling systems.



A



**A RE025
PDR Line Board**

To be used alongside other dent repair tools for added accuracy. Suction cup and flexible neck provides precise positioning. Reflected lines distort when aligned over damaged area, providing visual aid when dressing the panel.

Board Size:	300 x 210mm
Stand Length:	410mm
Type:	Reflective

B



**B RE025LED
12V LED PDR Line Board**

To be used alongside other dent repair tools for additional accuracy. Suction cup and flexible neck provides precise positioning. Light box creates bold lines even in dark areas that distort when aligned over damaged area, providing visual aid when dressing the panel. Supplied with universal vehicle accessory socket plug.

Board Size:	270 x 155mm
Stand Length:	260mm
Type:	12V - LED

C



**C RT013
PDR Knockdown Tool**

Features four interchangeable heads. The body has an optional extension to take length (including head) from 100mm to 130mm, allowing use in harder to reach areas. Ideal PDR tool for high spots and small dents. Heads include; parallel flat, tapered flat and two sized pointed. Knurled finish on tool for precision handling.

Minimum Length (inc. Head)	100mm
Maximum Length (inc. Head)	130mm

D


NEW



**D PST01
2pc Panel Gap Setting Tool**

Panel gap setting tool with 10 plastic gauges and a suction cup for damage-free mounting and use. Each gauge is 1mm thick with alternating shades for easy selection. Ideal for use on panels gaps and windscreen mounting to ensure even gaps. Range of 1-10mm.

E



**E RE104
3pc Paintless Dent Repair Kit**

Time-saving kit. Heavyweight, heat treated, high quality steel components are carefully shaped and finished to allow the technician (with practice) to coax out all manner of dents and creases from behind the body panel, without the need to respray/refinish the painted surface.

Contents:	8", 9", 12" Hooks
-----------	-------------------

F



**F RE102
33pc Paintless Dent Repair Kit**

A comprehensive set of starter tools for the professional bodyshop technician. Heavyweight, heat treated, high quality steel components are carefully shaped and finished to allow the technician (with practice) to coax out all manner of dents and creases from behind the body panel, without the need to respray/refinish the painted surface. Time-saving kit of tools supplied in storage bag

Contents:	Lever Hooks, 45°-90° Flat Nose Bars, Flat Bar, 45° Flat Bar, Panel Bag, Window Wedge, Plastic Punch, Screw-on Plastic Rounded Tips, Door Jam, Curved Rounded Nose Hook Bar
-----------	--

G



**G RE103
8pc Paintless Dent Repair Kit**

Heavyweight, heat treated, high quality steel components are carefully shaped and finished to allow the technician (with practice) to coax out all manner of dents and creases from behind the body panel, without the need to respray/refinish the painted surface. Time-saving kit supplied in storage bag.

Contents:	Flare Tip; 6", 7", 12", Serrated Flare Tip; 38", 90° Hook; 22", 45° Hook Tip Extension; 16", Angled Tip Extension; 20", 37"
-----------	---



AIR Operated



AIR Operated

A RE101

Air Suction Dent Puller

Air activated suction pad keeps firm hold of panel while slide hammer is used to ease out dents and depressions without damage to the paint surface. Ideal for initial panel reshaping. Supplied with suction pads and hook.

Suction Pads:	Ø75, 100, 125mm
Hook Length:	90mm
Overall Length:	590mm

B RE012

Plunger Type Air Suction Dent Puller

Versatile suction dent puller fitted with integral vacuum generator/indicator. Retains a firm hold of the panel while the slide hammer is used to ease out dents and depressions - without damage to the painted finish. Ideal for initial panel reshaping. Supplied with suction pads and hook.

Suction Pads:	Ø75, 100, 125mm
Hook Length:	90mm
Overall Length:	730mm



C-E SEE BELOW

Professional Dent Pullers

Specialist device for pulling dents from panels and bodywork. Contoured aluminium handle and suction release trigger give the technician close control.

	C	D	E
Model No:	AK100	AK101	AK102
Size:	Ø75mm	Ø100mm	Ø125mm
Maximum Pull Capacity:	10kg	15kg	20kg

F AK98

Ø150mm Suction Dent Puller

Strong suction will pull-out panel dents, move glass panels and aid handling. Suction releases simply by lifting the edge.

Size:	Ø150mm
Maximum Pull Capacity:	20kg

G RE006

6pc Suction Clamp Set


A great time-saving tool set. Secures panel trims, decals, badges, window trims, rain and light sensors during preparation stages or while waiting for adhesives to set. Non-marking, composite construction with adjustable reach and clamp.

Clamp Length:	180mm
----------------------	-------

H RE105

Hot Glue Paintless Dent Repair Kit

High quality kit for the removal of small dents without the need for respraying/refinishing the painted surface. Pulling tool for use on flat surface includes large rubber feet to avoid damage to the paintwork and rotates 360° to allow use in more restricted areas. Slide hammer is included for use on bigger dents and dents on corners or curves. 12 Plastic tabs of varying sizes and shapes are included to cover a wide range of dents. Kit includes plastic scraper and glue removal spray to avoid damage to surface.



Contents:	360° Puller Tool, 60W/230V Glue Gun, Slide Hammer, Glue Removal Spray, Plastic Scraper, Dent Repair Glue Sticks (x8), Plastic Tabs (x12)
Model No:	Consumable Parts:
RE105/1	PDR Dent Repair Tabs - Pack of 12
RE105/2	PDR Glue Stick - Pack of 25





A AK579
3pc Panel Seam Splitter Set

Ideal for separating spot-welded panels during repairs. Chrome Molybdenum hammer-thru shafts. Soft grip handles for comfort and control. Includes straight, 30° offset and 90° angle splitters.

Contents: Straight, 30° Offset, 90° Angle



B AK570
Flat Spot Weld Splitting Tool

Chrome Vanadium steel flat splitting tool suitable for the manual cutting of spot welds.

Length: 240mm

LIFETIME
GUARANTEE*



C SA34
Reciprocating Air Saw

For full details, see page 820.

2 YEAR
GUARANTEE*

Premier



D DP945
9pc 2.1kg Slide Hammer Kit

Steel shaft hammer with comfortable plastic grip. 2.1kg Sliding weight. Supplied with various attachments.

Sliding Weight: 2.1kg(4.5lb)

Attachments: Small & Large Flat Hooks, Small & Large Round Hooks, Screw Holder, Adaptor, Self Tapping Screw, Taper Screw

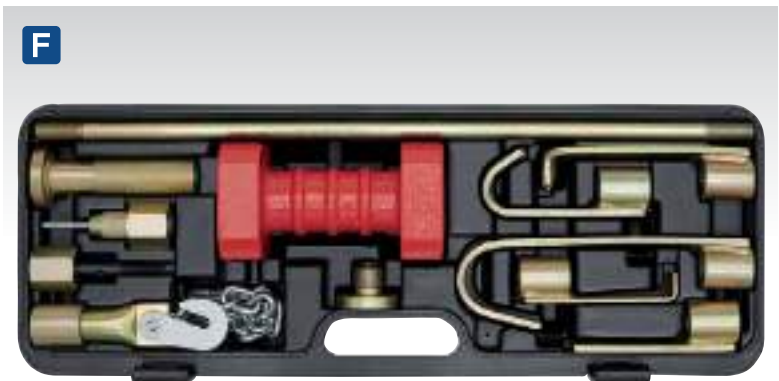


E DP935B
9pc 1.25kg Slide Hammer Kit

Slide hammer kit with 1.25kg sliding weight. Comfortable rubber grip handle for added control. Supplied in storage case with attachments.

Sliding Weight: 1.25kg(2.75lb)

Attachments: Small & Large Flat Hooks, Small & Large Round Hooks, Screw Holder, Adaptor, Self Tapping Screw, Taper Screw



F DP90
10pc 4.4kg Heavy-Duty Slide Hammer Set

Heavy-duty slide hammer with 4.4kg sliding weight. For use on body panels and vehicle chassis. Supplied with various attachments in a tough storage case.

Sliding Weight: 4.4kg(10lb)

Attachments: Small & Large Flat Hooks, Small & Large Right Angle Hooks, Straight Bar, Hook with Chain, Self Tapping Screw, Taper Screw, Adaptor

HEAVY
DUTY




G DP9/5B
9pc 2kg Slide Hammer Kit

Slide hammer kit with 2.04kg sliding weight. Comfortable rubber grip handle for added control. Supplied in storage case with attachments.

Sliding Weight: 2.04kg(4.5lb)

Attachments: Small & Large Flat Hooks, Small & Large Round Hooks, Screw Holder, Adaptor, Self Tapping Screw, Taper Screw



H CB50
13pc Body Panel Levering/Separating Tool Set

Assortment of body repair tools, designed for levering, separating and reforming of panels. Supplied in storage case.


Maximum Bar Length: 900mm



A



B




A

B CB707 7pc Drop-Forged Panel Beating Set with Fibreglass Shafts

Polished, drop-forged steel dollies. Hammers with fibreglass handle and rubber grips. Supplied in storage case.

Contents: Hammers; Bumping, Pick, Straight, Dollies; Universal, Heel, Curved, Mushroom



D

E

F

A CB507 7pc Drop-Forged Panel Beating Set with Hickory Shafts

Polished, drop-forged steel dollies. Professional hickory handled hammers. Supplied in storage case.

Contents: Hammers; Bumping, Pick, Straight, Dollies; Universal, Heel, Curved, Mushroom



C




G

H



I

J




K

L



M NEW



M SPG01 Contour Gauge with Lock

For full details, see page 721.

D-L SEE BELOW Panel Beating Tools



C

C CB58 9pc Panel Beating Set

Drop-forged steel dollies and spoons. Professional hickory handled hammers. Supplied in storage case.

Contents: Hammers; Bumping, Skinning, Pein/Finish, Pick/Finish, Dollies; Toe, Universal, Heel, Spoons; Dinging, Surfacing

D Model No:	CB58.01
Description:	Toe Dolly
E Model No:	CB58.02
Description:	Universal Dolly
F Model No:	CB58.03
Description:	Heel Dolly
G Model No:	CB58.04
Description:	Dinging Spoon
H Model No:	CB58.05
Description:	Surfacing Spoon
I Model No:	CB58.06
Description:	Standard Bumping Hammer
J Model No:	CB58.07
Description:	Door Skinning Hammer
K Model No:	CB58.08
Description:	Pein & Finish Hammer
L Model No:	CB58.09
Description:	Pick & Finish Hammer



A AK327
Hand Nibbler Shears

Suitable for cutting metal and plastics without panel distortion. Interchangeable Chrome Molybdenum steel cutting jaws with safety lock. Contour grip, non-slip handles for extra comfort and safety. Blades are consumable items and are not covered by the lifetime guarantee.

Maximum Thickness:	1.2mm Steel
Maximum Hardness:	85 HRC
Centre Blade Replacement:	AK327/B



D AK6915
280mm Offset Tin Snips

Offset head for easier cutting. Drop-forged Chrome Molybdenum steel blades for greater strength and durability. Electrodeposition finish to prevent the onset of rust and composite handles for added comfort. Cuts up to 1mm cold rolled steel or 0.6mm stainless steel.

Cutting Capacity:	1mm
Length:	280mm



B AK6910
250mm Spring Loaded Tin Snips/Shears

One-piece, drop-forged blades with spring loaded handles. Suitable for cutting thin gauge ferrous and non-ferrous metal sheet.

Cutting Capacity:	0.8mm
Length:	250mm



E AK6907
3pc Aviation Tin Snip Set

Drop-forged, Chrome Vanadium, tempered steel blades with serrated jaws. Self-opening, spring action handles with composite, contoured, colour-coded grips with safety catch.

Contents:	Left, Right, Straight Cut
Cutting Capacity:	1mm
Length:	250mm



C AK6829
200mm Sheet Metal Clamp

Heat treated Chrome Molybdenum and Chrome Vanadium steel construction with a nickel-plated smooth satin finish. Spring loaded locking mechanism prevents nipping fingertips when releasing. Heavily knurled adjustment screw for extra grip with greasy fingers.

Jaw Capacity:	30mm
Length:	200mm



F-H SEE BELOW
Aviation Tin Snips

Drop-forged, Chrome Vanadium, tempered steel blades with serrated jaws. Self-opening, spring action handles with composite, contoured, colour-coded grips with safety catch.

	F	G	H
Model No:	AK6904	AK6905	AK6906
Type:	Straight Cut	Left Cut	Right Cut
Cutting Capacity:	1mm	1mm	1mm
Length:	250mm	250mm	250mm



I AK69073
3pc High Leverage Aviation Tin Snip Set

Drop-forged, Chrome Molybdenum, tempered steel blades with serrated jaws. Self-opening, spring action handles with composite, contoured, colour-coded grips with safety catch.

Contents:	Left, Right, Straight Cut
Cutting Capacity:	1mm
Length:	275mm



J AK69072
2pc High Leverage Offset Aviation Tin Snip Set

Drop-forged, Chrome Molybdenum, tempered steel blades with serrated jaws and offset head for easier cutting. Self-opening, spring action handles with composite, contoured, colour-coded grips with safety catch.


Contents:	Left, Right Cut
Cutting Capacity:	1mm
Length:	265mm



Premier

LIFETIME
GUARANTEE*

A AK68403
6pc Axial Locking Grip Set
For full details, see page 225.



B AK6805
4pc Butt Welding Clamp Set

An effective method for creating an evenly spaced butt weld joint. Built-in level adjustment of 0-3mm either side allows different thickness materials to be accurately aligned.



C AK6804
4pc Micro Welding Clamp Set


Small and compact with exceptional clamping force. Ideal for automotive applications when positioning body panels prior to welding. Micro clamp enables areas to be secured where other tools struggle to fit, such as door columns and window edges.

Jaw Capacity:	7mm
----------------------	-----



D RE92/30
Joggler/Flanging Tool
All steel construction with spring loaded handles. Precision jaws make 10mm flange on 18-20 gauge mild steel or aluminium sheet and provide smooth, flush joint between panels. Fitted with non-slip PVC grips.

Length:	280mm
----------------	-------



E RE92/31
Joggler/Flanging & Punch Tool
All steel construction with swivel head. Joggler tool produces a 10mm flange on 18-20 gauge mild steel or aluminium sheet. Push and turn head to produce Ø6mm holes. Ideal for spot/MIG welding car panels. Fitted with non-slip PVC grips.

Length:	290mm
----------------	-------



F RE92/35
Ø5mm Punch Tool
All steel construction with spring loaded handles. Ø5mm Holes are suitable for preparing panels for MIG/spot welding. Fitted with non-slip PVC grips.

Throat Depth:	15mm
Maximum Material Thickness:	1mm
Length:	290mm



G RE92/33
Door Skin Folding Tool
Suitable for preforming and finishing door skins onto door frames. Also suitable for joining sheet material. Fitted with nylon pad to prevent panel deformation.

Length:	320mm
----------------	-------



H AK9821
14pc Metal Punch Set
Heavy-duty drop-forged and heat treated steel punch body with compound lever action. Suitable for precision punching of holes in steel, aluminium, brass, copper and plastic. Fitted with gauge for depth adjustment up to 50mm. Suitable for materials up to 14 gauge. Punches and dies hardened to 55-60 HRC. Supplied in storage case.

Contents:	Punch & Die Sizes; 3/32", 1/8", 5/32", 3/16", 7/32", 1/4", 9/32"
------------------	--

HEAVY
DUTY



A AK9752
154mm Carbide Tipped Scriber
 Fitted with pocket-clip. Suitable for use on glass, metals and ceramics. Ideal for machinists, welders, tinsmiths and hobbyists.

Length: 154mm

B AK9751
190mm Double End Engineer's Scriber
 Precision manufactured tool with hardened steel tips. Features straight and 90° tips with knurled body.

Length: 190mm




F DF600
600mm Vice Mounting Metal Folder
 Suitable for use in a sturdy bench mounted vice and capable of bending up to 22 gauge steel sheet. Ideal for small garage or restoration operation.

Capacity: 600mm x 22 Gauge Sheet, Ø2mm Rod

G TS01
700mm Vice/Bench Mounting Sheet Metal Folder
 Bench and vice mounting sheet metal folder, fitted with mounting plates. Capable of bending up to and beyond a 90° angle. The unique patented endless design and removable folding plate allows the user to fold, channel and offset any length of sheet metal up to 20 gauge thick, by simply moving the sheet as required after each fold. With adjustable fold plate to help achieve the cleanest fold possible. Ideal for the small garage or restoration operation.

Capacity: 700mm x 20 Gauge Sheet, Ø1mm Rod



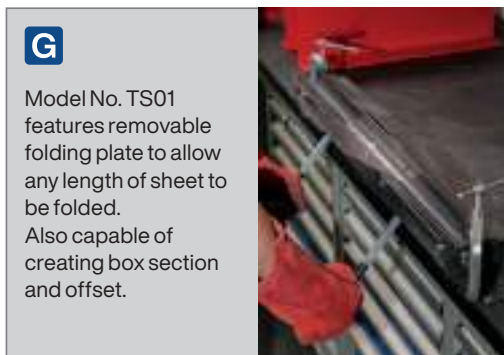
C SEE BELOW
Steel Rules
 High quality steel rules permanently marked in Metric and Imperial graduations. All rules include hanging hole.

Model No:	Length:
AK9640	150mm/6"
AK9641	300mm/12"
AK9642	600mm/24"
AK9643	1000mm/40"



E DF760
760mm Bench Mounting Metal Folder
 Bench mounting sheet metal folder, fitted with mounting plates. Capable of bending up to 17 gauge steel sheet. Ideal for the small garage or restoration operation. Suitable clamps (not included) are required to secure the pressing plate for operation.

Capacity: 760mm x 17 Gauge Sheet, Ø2mm Rod



700mm
Removable Folding Plate



D DF910
910mm Floor Standing Metal Folder
 Floor standing metal folder with 910mm capacity. Manually operated and suitable for folding up to 22 gauge sheet.

Capacity: 910mm x 22 Gauge Sheet, Ø2mm Rod





A S0469
Hand Riveter

Drop-forged aluminium body with heavy-duty SCM4 grade jaws, carbon steel jaw case and pin. PVC Handle grips. Four nozzles to accept 2.4mm(3/32"), 3.2mm(1/8"), 4mm(5/32") and 4.8mm(3/16") rivets. Supplied with nozzle spanner.

Length:	255mm
Rivet Types:	
Aluminium:	✓
Steel:	✗
Stainless Steel:	✗
Structural:	✗



D AK3991
Swivel Head Riveting Kit

Pressed steel body with cast swivel head and Chrome Molybdenum steel jaws. Curve design provides integral strength and rubber grip handle for added comfort. Supplied with four rivet nozzles to accept 2.4mm(3/32"), 3.2mm(1/8"), 4mm(5/32") and 4.8mm(3/16") rivets. Suitable for aluminium (2.4mm, 3.2mm, 4.0mm, 4.8mm) steel and stainless steel rivets (2.4mm, 3.2mm, 4.0mm). Includes a selection of approximately 80 rivets.

Length:	275mm
Rivet Types:	
Aluminium:	✓
Steel:	✓
Stainless Steel:	✓
Structural:	✗



F AK393
Threaded Nut Riveting Kit

Strong body design and rubber handle grips provide effortless functionality suitable for aluminium nut rivets. Includes 40 assorted nut rivets.

Length:	255mm
Includes:	M3 x 0.5, M4 x 0.7, M5 x 0.8, M6 x 1mm
Rivet Types:	
Aluminium:	✓
Steel:	✗
Stainless Steel:	✗
Structural:	✗



B AK99
Riveting Kit

High grade aluminium die-cast body with composite covered handles for added grip. Heat treated chrome steel jaws and jaw case. Four nozzles to accept 2.4mm(3/32"), 3.2mm(1/8"), 4mm(5/32") and 4.8mm(3/16") rivets. Supplied with nozzle spanner. Includes a selection of aluminium rivets.

Length:	250mm
Rivet Types:	
Aluminium:	✓
Steel:	✗
Stainless Steel:	✗
Structural:	✗



E AK397
2-Way Riveting Kit

2-Position head allows jaws to work either at 90° or 180° to the workpiece. Chrome Molybdenum jaws in steel jaw case. Supplied with four nozzles to accept 2.4mm(3/32"), 3.2mm(1/8"), 4mm(5/32") and 4.8mm(3/16") rivets. Suitable for aluminium and steel rivets. Supplied in storage case with nozzle spanner and a selection of approximately 60 assorted rivets.

Length:	280mm
Rivet Types:	
Aluminium:	✓
Steel:	✓
Stainless Steel:	✗
Structural:	✗



G RT001
Plastic Riveting Kit

Suitable for applying plastic rivets found mainly in automotive applications. Designed for one-handed operation and one-stroke setting. Allows access in hard-to-reach areas not accessible by conventional lever type tools. Universal nose piece suitable for all sizes of plastic rivets. Supplied with four packs of plastic rivets.

Rivets:	Ø5 x 15.8, Ø5 x 17.2, Ø6.3 x 25.2, Ø6.6 x 17.2mm (10 of each)
---------	---



C AK992
Heavy-Duty Riveter

High grade aluminium die-cast body with heat treated carbon steel handle. Heat treated chrome steel 3-piece jaws and jaw case. Composite handgrips with spanner storage. Four nozzles to accept 2.4mm(3/32"), 3.2mm(1/8"), 4mm(5/32") and 4.8mm(3/16") rivets. Supplied with nozzle spanner.

Length:	250mm
Rivet Types:	
Aluminium:	✓
Steel:	✓
Stainless Steel:	✓
Structural:	✗



H AK499
Plastic Riveting Kit

Designed for the installation of plastic rivets where accessibility is restricted due to angle or reach. Universal nose piece suitable for all sizes of plastic rivets. Supplied with four packs of plastic rivets.

Length:	220mm
Rivets:	Ø5 x 15.8, Ø5 x 17.2, Ø6.3 x 25.2, Ø6.6 x 17.2mm (10 of each)



A AK3982
Heavy-Duty Compact Riveter with Collection Bowl

Industrial grade tool for use in garages, agriculture and general workshops. Short-arm design providing effortless functionality and access to restricted space to set rivets up to 6.4mm. Supplied with five interchangeable colour-coded nozzles for all popular rivet sizes. Accepts aluminium, steel and stainless steel rivets in the following sizes: Metric; 2.4, 3.2, 4, 4.8, 6.4mm, Imperial; 3/32", 1/8", 5/32", 3/16", 1/4". Features special profile nozzle for structural rivets and a built-in mandrel collector.

Length:	325mm
Includes:	Nozzles; 2.4(3/32"), 3.2(1/8"), 4(5/32"), 4.8(3/16"), 6.4mm(1/4")
Rivet Types:	
Aluminium:	✓
Steel:	✓
Stainless Steel:	✓
Structural:	✓



B AK3983
Medium-Arm Riveter with Collection Bowl

Chrome Molybdenum jaws and steel handles for extra leverage, provide effortless functionality. Suitable for aluminium, steel, stainless steel and structural rivets up to 6.4mm(1/4").

Length:	390mm
Includes:	Nozzles; 2.4(3/32"), 3.2(1/8"), 4(5/32"), 4.8(3/16"), 6.4mm(1/4")
Rivet Types:	
Aluminium:	✓
Steel:	✓
Stainless Steel:	✓
Structural:	✓



C AK3987
Riveter

Curved design provides integral strength and rubber grip handle gives added comfort. Suitable for aluminium, steel and stainless steel rivets.

Length:	210mm
Includes:	2.4(3/32"), 3.2(1/8"), 4(5/32"), 4.8mm(3/16")
Rivet Types:	
Aluminium:	✓
Steel:	✓
Stainless Steel:	✓
Structural:	✗



D AK3986
Threaded Nut Riveter

Curve design provides integral strength. Rubber grip handle for added comfort. Suitable for aluminium, steel and stainless steel nuts.

Length:	210mm
Includes:	M3 x 0.5, M4 x 0.7, M5 x 0.8, M6 x 1mm
Rivet Types:	
Aluminium:	✓
Steel:	✓
Stainless Steel:	✓
Structural:	✗



E AK3981
Heavy-Duty Long-Arm Riveter with Collection Bowl

Precision made, high grade alloy steel jaws with strong aluminium body. Forged alloy steel pins and bolts with double handle bearings for long-life and durability. Suitable for blind rivets. Includes Chrome Molybdenum special profile nozzles for structural rivets up to 6.4mm(1/4").

Length:	540mm
Includes:	Nozzles; 4.8mm(3/16"), 6.4mm(1/4"), Structural Steel Nozzles; 4.8mm(3/16"), 6mm, 6.4mm(1/4"), Spanner
Rivet Types:	
Aluminium:	✓
Steel:	✓
Stainless Steel:	✓
Structural:	✓



F AK3984
Short-Arm Threaded Nut Riveter

Suitable for rivet nuts in aluminium, steel and stainless steel. Short-arms provide effortless functionality and access to restricted spaces.

Length:	285mm
Includes:	M3 x 0.5, M4 x 0.7, M5 x 0.8, M6 x 1, M8 x 1.25mm
Rivet Types:	
Aluminium:	✓
Steel:	✓
Stainless Steel:	✓
Structural:	✗



G AK3985
Long-Arm Threaded Nut Riveter

Suitable for rivet nuts in aluminium, steel and stainless steel. Long-arms provide effortless functionality with adjustable stroke scale for improved accuracy.

Length:	410mm
Includes:	M3 x 0.5, M4 x 0.7, M5 x 0.8, M6 x 1, M8 x 1.25, M10 x 1.5, M12 x 1.75mm
Rivet Types:	
Aluminium:	✓
Steel:	✓
Stainless Steel:	✓
Structural:	✗



H AK3988
Medium-Arm Quick Release Threaded Nut Riveter

Suitable for rivet nuts in aluminium, steel and stainless steel. Medium arms provide effortless functionality and pull through quick release mechanism.

Length:	345mm
Includes:	M3 x 0.5, M4 x 0.7, M5 x 0.8, M6 x 1, M8 x 1.25, M10 x 1.5, M12 x 1.75mm
Rivet Types:	
Aluminium:	✓
Steel:	✓
Stainless Steel:	✓
Structural:	✗



A S0492
Lazy Tongs Riveter
Die-cast head with steel jaw case and Chrome Molybdenum jaws for aluminium, steel and stainless steel rivets. Suitable for repetitive riveting tasks. Supplied with five nozzles.

Length:	820mm
Includes:	Nozzles; 3.2mm(1/8"), 4mm(5/32"), 4.8mm(3/16"), 6mm, 6.4mm(1/4")
Rivet Types:	
Aluminium:	✓
Steel:	✓
Stainless Steel:	✓
Structural:	✗



B AK39902
Lazy Tongs Riveter
Aluminium head with steel jaw case and Chrome Molybdenum jaws for aluminium, steel and stainless steel rivets. Suitable for repetitive riveting tasks. Supplied with five nozzles.

Length:	880mm
Nozzles:	3.2mm(1/8"), 4mm(5/32"), 4.8mm(3/16"), 6mm, 6.4mm(1/4")
Rivet Types:	
Aluminium:	✓
Steel:	✓
Stainless Steel:	✓
Structural:	✗



C AK399
Lazy Tongs Riveter
Aluminium head with steel jaw case and 3-piece jaws for blind aluminium, steel and stainless steel rivets. Suitable for repetitive riveting tasks. Knurled nozzles for quick changing. Supplied with five nozzles.

Length:	790mm
Includes:	Nozzles; 2.4mm(3/32"), 3.2mm(1/8"), 4mm(5/32"), 4.8mm(3/16"), 6.4mm(1/4")
Rivet Types:	
Aluminium:	✓
Steel:	✓
Stainless Steel:	✓
Structural:	✗



D AK3990
Quick Action Riveter
Aluminium head with steel 3-piece jaws for aluminium, steel and stainless steel rivets. Patented design allows one-handed fast operation. Suitable for repetitive riveting tasks. Supplied with four nozzles.

Length:	270mm
Includes:	Nozzles; 2.4mm(3/32"), 3.2mm(1/8"), 4mm(5/32"), 4.8mm(3/16")
Rivet Types:	
Aluminium:	✓
Steel:	✓
Stainless Steel:	✓
Structural:	✗



E AB074BR
200pc Black Anodised Rivet Assortment
Contents (Approximate Quantity): Standard Flange; 3.2 x 8 (x25), 4.0 x 10 (x25), 4.8 x 14mm (x25); Large Flange; 3.2 x 10 (x25), 4 x 10 (x25), 4 x 14 (x25), 4.8 x 14 (x25), 4.8 x 18mm (x25)



G DRA01
Drill Powered Riveter Adaptor
Suitable for use with electric drills with torque in excess of 11Nm. Fitted with 1/4" shank for easy fitting in to the drill chuck. Supplied with 2.4, 3.2, 4 and 4.8mm rivet nozzles. Suitable for use with aluminium, steel and stainless steel pop rivets.

Rivet Type:	Aluminium, Steel, Stainless Steel
Maximum RPM:	1000rpm
Minimum Torque Required:	11Nm
Nozzle Sizes:	2.4, 3.2, 4, 4.8mm



F CP314
20V 2Ah Cordless Riveter
Suitable for aluminium, steel and stainless steel rivets from 2.4 to 4.8mm. Powered by a 20V 2Ah Li-ion battery with a pulling force of up to 9000N. Four selectable power settings help preserve battery by only supplying the force required. LED battery level indicator. Four riveting nozzles, 2.4mm, 3.2mm, 4mm and 4.8mm. Supplied in durable plastic storage case with mains charger and 2Ah battery.

Nozzle Sizes:	2.4, 3.2, 4, 4.8mm
Maximum Pulling Force:	9000N
Battery:	20V 2Ah Lithium-ion
Weight:	1.4kg
Rivet Types:	
Aluminium:	✓
Steel:	✓
Stainless Steel:	✓



A AK3992
Swivel Head 2-in-1 Riveter

360° Swivel head gives greatly improved accessibility. Four nozzles for standard rivets and four mandrels for rivet nuts. Pressed steel body with cast swivel head and Chrome Molybdenum steel jaws. Rubber grip handle for added comfort. Supplied with nozzle spanner.

Length:	275mm
Blind Rivet Nozzle Sizes:	2.4(3/32"), 3.2(1/8"), 4(5/32"), 4.8mm(3/16")
Rivet Nut Sizes:	M3 x 0.5, M4 x 0.7, M5 x 0.8, M6 x 1mm
Rivet Materials:	Aluminium, Steel, Stainless Steel



B AK396
Swivel Head 3-in-1 Riveter

Suitable for blind rivets, rivet nuts and rivet studs in aluminium, steel and stainless steel. 360° Swivel head gives greatly improved accessibility. Four nozzles for standard rivets, four mandrels for rivet nuts and three mandrels for rivet studs. Supplied with spanners and a selection of steel rivet nuts.

Blind Rivet Nozzle Sizes:	2.4(3/32"), 3.2(1/8"), 4(5/32"), 4.8mm(3/16")
Rivet Nut Sizes:	M3 x 0.5, M4 x 0.7, M5 x 0.8, M6 x 1mm
Rivet Stud Sizes:	M4 x 0.7, M5 x 0.8, M6 x 1mm
Rivet Materials:	Aluminium, Steel, Stainless Steel
Rivets Nuts Supplied:	M3 x 0.5, M4 x 0.7, M5 x 0.8, M6 x 1mm (10pc each)



C AK3989
Heavy-Duty 2-in-1 Compact Riveter

Comfortable ergonomic grips. Heavy-duty head suitable for fixing blind rivets and threaded nut rivets to thin sheet aluminium, steel and stainless steel. Short arms provide effortless functionality and access to restricted spaces. Supplied with nozzle spanner.

Length:	255mm
Blind Rivet Sizes:	2.4mm(3/32"), 3.2mm(1/8"), 4mm(5/32"), 4.8mm(3/16"), 6.4mm(1/4")
Rivet Nut Sizes:	M3 x 0.5, M4 x 0.7, M5 x 0.8, M6 x 1, M8 x 1.25, M10 x 1.5mm
Rivet Materials:	
Aluminium:	✓
Steel:	✓
Stainless Steel:	✓
Structural:	✓



D AK39602
Rivet & Threaded Nut Rivet Kit

Drop-forged frame with patented folding mechanism for compact storage. Comfortable cushion grips. Heavy-duty head suitable for fixing blind rivets and threaded nut rivets to thin sheet material.

Blind Rivet Sizes:	3.2mm(1/8"), 4mm(5/32"), 4.8mm(3/16"), 6mm(1/4"), 6.4mm(1/4")
Rivet Nut Sizes:	M4 x 0.7, M5 x 0.8, M6 x 1, M8 x 1.25, M10 x 1.5mm
Folded Length:	300mm
Unfolded length:	520mm
Rivet Materials:	Aluminium, Steel, Stainless Steel



A

A SA31 Air/Hydraulic Riveter

Powerful tool suitable for both aluminium and blind steel rivets up to 3/16". Supplied with four riveting nozzles and two spanners. Trigger operated riveter with hardened steel jaw assembly and rivet shaft safety cap.



B

B SA312 Air/Hydraulic Riveter

Suitable for aluminium, steel and stainless steel rivets up to 3/16". Supplied with four riveting nozzles and two spanners. Trigger operated riveter with hardened steel jaw assembly and rivet shaft safety cap. Will handle heavy assembly work.



C

C GSA312 Air/Hydraulic Riveter

Suitable for aluminium, steel and stainless steel rivets up to 3/16". Supplied with four riveting nozzles and two spanners. Trigger operated riveter with hardened steel jaw assembly and rivet shaft safety cap. Will handle heavy assembly work. Composite handle insulates user from chill and vibration.



D

D SA314 Heavy-Duty Air/Hydraulic Riveter

Heavy-duty model suitable for aluminium, steel and stainless steel rivets up to 1/4". Supplied with five riveting nozzles and two spanners. Trigger operated riveter with hardened steel jaw assembly and rivet shaft safety cap. Ideal for heavy assembly work.



E

E GSA314 Heavy-Duty Air/Hydraulic Riveter

Heavy-duty model suitable for aluminium, steel and stainless steel rivets up to 1/4". Supplied with five riveting nozzles and two spanners. Trigger operated riveter with hardened steel jaw assembly and rivet shaft safety cap. Ideal for heavy assembly work. Composite handle insulates user from chill and vibration.



F

F SA316 Air/Hydraulic Riveter Vacuum System

Powerful tool suitable for aluminium, steel, stainless steel and structural blind rivets up to 1/4". Trigger operated riveter with hardened steel jaw assembly and air-actuated vacuum rivet shaft collector. Grip for added comfort and hanging loop for use with balancer. Supplied with three riveting nozzles, two spanners and oil can.



G

G SA317 Air/Hydraulic Nut Riveter Vacuum System

Heavy-duty, suitable for all types of nut rivets. Supplied with seven mandrels, two spanners and oil syringe. Trigger operated with automatic wind release for fast application. Will handle heavy assembly work.

Mandrel Sizes: M3, M4, M5, M6, M8, M10, M12
Air Consumption: 4.5cfm
Operating Pressure: 100psi
Inlet Size: 1/4"BSP
Stroke Range: 1-8mm
Noise Power/Pressure: 89/78dB(A)
Weight: 2.6kg

	A	B	C	D	E	F	
Model No:	SA31	SA312	GSA312	SA314	GSA314	SA316	
Nozzle Sizes:	3/32"(2.4mm) 1/8"(3.2mm) 5/32"(4mm) 3/16"(4.8mm)	3/32"(2.4mm) 1/8"(3.2mm) 5/32"(4mm) 3/16"(4.8mm)	3/32"(2.4mm) 1/8"(3.2mm) 5/32"(4mm) 3/16"(4.8mm)	3/32"(2.4mm) 1/8"(3.2mm) 5/32"(4mm) 3/16"(4.8mm) 1/4"(6.4mm)	3/32"(2.4mm) 1/8"(3.2mm) 5/32"(4mm) 3/16"(4.8mm) 1/4"(6.4mm)	3/32"(2.4mm) 1/8"(3.2mm) 5/32"(4mm) 3/16"(4.8mm) 1/4"(6.4mm)	3/16"(4.8mm) 7/32"(5.6mm) 1/4"(6.4mm)
Air Consumption:	4cfm	4cfm	4cfm	4cfm	4cfm	4cfm	
Operating Pressure:	90psi	90psi	90psi	90psi	90psi	90psi	
Inlet Size:	1/4"BSP	1/4"BSP	1/4"BSP	1/4"BSP	1/4"BSP	1/4"BSP	
Blind Rivet Type:							
Aluminium:	✓	✓	✓	✓	✓	✓	
Steel:	✓	✓	✓	✓	✓	✓	
Stainless Steel:	✗	✓	✓	✓	✓	✓	
Structural:	✗	✗	✗	✗	✗	✓	
Noise Power/ Pressure:	80/72dB(A)	80/72dB(A)	80/73dB(A)	80/72dB(A)	80/73dB(A)	82/71dB(A)	
Weight:	1.3kg	1.3kg	1.3kg	1.6kg	1.6kg	1.9kg	



A

Recirculating

Supplied with 700g bottle of shot blasting grit.



A SG10E

Air Recirculating Sandblasting Kit

Suitable for use in the bodyshop. The feathering action makes this blaster ideal for treating stone chips. Supplied with a set of four rubber nozzles for sealing the gun head to the panel and a 700g bottle of blasting grit. Replacement nozzles are available.

Operating Pressure:	60-120psi
Air Consumption:	5-10cfm
Replacement Nozzles:	SG10/ACC

D



D SSG8

Sandblasting Gun with 6mm Nozzle

Suitable for cleaning small areas such as wheels or chassis members. This gun will accept a variety of abrasives including sand, chilled iron grit and other proprietary types of beading.

Nozzle Diameter:	Ø6mm
Operating Pressure:	90-120psi
Air Consumption:	14-18cfm

B

25kg



B SEE BELOW

25kg Shot Blasting Grit

Suitable for both handheld and recirculating shot blasters. Complies with COSHH SI-1657-1988. Not suitable for use in shot blasting cabinets.

Model No:	Size:	Container:
B/25KG	200-700microns	Bag
BGT25KG	200-700microns	Tub

E



E SSG9

Bulk Feed Sandblasting Gun with Ø6mm Nozzle

Suitable for cleaning large areas, this gun will accept a variety of abrasives including sand, chilled iron grit and other proprietary types of beading.

Nozzle Diameter:	Ø6mm
Operating Pressure:	30-70psi
Air Consumption:	6cfm
Hose Length:	1m

G SG10/SAND6

Shot Blasting Sand - Pack of 6

Suitable for Sealey and other recirculating shot blasters. Complies with COSHH SI-1657-1988. Not suitable for use in shot blasting cabinets.

Weight:	6 x 700g
Container:	Bottle

C

25kg



C SEE BELOW

25kg Blasting Soda

Soda will not etch glass and will not warp or remove metalwork. Leaves a rust inhibitor behind for up to six weeks.

Model No:	Size:	Container:
SBG25KG	285microns	Bag
BSBG25KG	285microns	Tub

F

22kg



F SB993

Portable Shot Blasting Kit

Compact and portable shot blasting kit. Large capacity hopper with convenient carry handle and wraparound hose storage. Supplied with 4.5m grit hose and fitted with a heavy-duty shot blasting gun.

Maximum Fill Weight:	22kg
Operating Pressure:	50-120psi
Air Consumption:	3.5cfm @ 50psi
Inlet Size:	1/4" BSP
Weight:	2.4kg

G





A-B SEE BELOW Shot Blasting Kits

Compact and portable shot blasting kits. Large capacity hopper with handle and heavy-duty rubber wheels for easy manoeuvrability. Supplied with 3m grit hose, fitted with a heavy-duty shot blasting gun and four ceramic nozzles.

	A	B
Model No:	SB994	SB995
Maximum Fill Weight:	22.6kg	40kg
Operating Pressure:	60-125psi	60-125psi
Air Consumption:	10-16cfm	10-16cfm
Inlet Size:	1/4"BSP	1/4"BSP
Nozzle Sizes:	4, 5, 6, 7mm	4, 5, 6, 7mm
Overall Dimensions (W x D x H):	330 x 370 x 685mm	432 x 458 x 940mm
Weight:	4.81kg	7.73kg



E SBKITA Shot & Soda Blasting Kit

For full specification refer to the individual Model No's.

Contents:	SB997, SB99.KIT, SSP141, SBG25KG, B/25KG
-----------	--



C-D SEE BELOW

Shot Blasters with Water Trap & Wheels

Pressurised tanks for maximum power. Supplied with 2.4m rubber hose, five ceramic nozzles and in-line water trap for moisture-free grit blasting. Also includes bayonet air line coupling and airflow regulator. Both accept a variety of grits up to 700microns and are suitable for stripping rust and paint from wheels, chassis, panels and other corroded/painted surfaces.

	C	D
Model No:	SB997	SB998
Maximum Fill Weight:	46kg	92kg
Operating Pressure:	60-125psi	60-125psi
Air Consumption:	6-25cfm	6-25cfm
Inlet Size:	1/4"BSP	1/4"BSP
Nozzle Sizes:	2, 2.5, 3, 3.5, 5mm	2, 2.5, 3, 3.5, 5mm
Grit Size:	700microns	700microns
Maximum Grit Consumption:	180kg/hr	180kg/hr
Weight:	17.68kg	23.60kg



F PSB05 Portable Soda Blasting Gun

Suitable for controlled removal of paint, mould, carbon, grease and rust. When adjusted correctly, is particularly useful in areas where less aggressive cleaning is required, such as around windows (without etching the glass) and even for stripping paint from wooden furniture. Suitable for use on food industry machinery, as soda-blasting is an A1 rated cleaning agent. Also inhibits rust on untreated surfaces for up to six weeks. Made of strong composite resin. Just add dry blasting soda into the container and connect to source of compressed air to use. Adjustable nozzle allows control from narrow to wider stream.

Nozzle Diameter:	Ø5mm
Operating Pressure:	75-115psi
Air Consumption:	8.5cfm @ 90psi



G SB99.KIT Soda Blasting Conversion Kit for SB997 & SB998

Soda blasting accessory for use in conjunction with Model No's SB997 and SB998 Shot Blasters. Quick and simple to fit and use. Soda blasting is especially suitable in the classic car market as soda will not etch glass and will not warp or remove metalwork. Surface will be left smooth. Soda also leaves a rust inhibitor behind for up to six weeks.





A SB951
Shot Blasting Cabinet with Gun
 Steel cabinet with replaceable viewing screen and internal illumination. Fitted with shot blasting gun and suitable for proprietary brands of glass beads, silicon carbide, aluminium oxide and silica sand only. Excellent for a wide variety of workshop and bodyshop cleaning applications. Requires a standard, dry workshop air supply. Supplied assembled and ready for use.

Operating Pressure:	90psi
Air Consumption:	12cfm
Inlet Size:	1/4" BSP
Overall Dimensions (W x D x H):	640 x 490 x 490mm
Doors:	1
Door Size:	530 x 440mm
Viewing Area:	490 x 395mm



B SB970
Shot Blasting Cabinet with Gun Double Access
 Heavy-duty steel cabinet with toughened glass viewing screen and integral low voltage illumination. Two large side doors provide easy-access for bulkier items. Includes Ø34mm dust extraction port for a clear view. Heavy gauntlets provide hand protection and cabinet is supplied with sand blasting gun with three spare ceramic nozzles. Suitable for glass beads, silica sand, aluminium oxide and other proprietary brands of blasting media. Includes pack of 10 screen covers.

Operating Pressure:	60-85psi
Air Consumption:	10cfm
Inlet Size:	1/4" BSP
Overall Dimensions (W x D x H):	695 x 580 x 625mm
Doors:	2
Door Size (W x H (Min./Max.)):	525 x 240/430mm
Viewing Area:	485 x 275mm



C SB972
Shot Blasting Cabinet
 Steel cabinet with replaceable viewing screen and internal illumination. Fitted with shot blasting gun and suitable for proprietary brands of glass beads, silicon carbide, aluminium oxide and silica sand only. Excellent for a wide variety of workshop and bodyshop cleaning applications. May either be bench mounted or floor mounted on the optional stand Model No. SB972/ST. Requires a standard, dry workshop air supply. Supplied assembled and ready for use.

Operating Pressure:	80psi
Air Consumption:	13cfm
Inlet Size:	1/4" BSP
Overall Dimensions (W x D x H):	760 x 510 x 715mm
Doors:	1
Door Size:	710 x 350mm
Viewing Area:	570 x 270mm
Optional Accessories:	SB972/ST



D-E SEE BELOW
Shot Blasting Cabinets
 Heavy-duty steel cabinets with toughened glass viewing screen and integral low voltage illumination. Double side doors on Model No. SB974 provide easy-access for bulkier items. Includes dust extraction port. Heavy gauntlets provide hand protection and each cabinet is supplied with sand blasting gun, four ceramic nozzles and a pack of screen covers. Suitable for glass beads, silicon carbide, aluminium oxide and shot blasting grit only.

	D	E
Model No:	SB973	SB974
Operating Pressure:	90psi	60-120psi
Air Consumption:	15cfm	15cfm
Inlet Size:	1/4" BSP	1/4" BSP
Overall Dimensions (W x D x H):	890 x 570 x 1380mm	960 x 720 x 1500mm
Doors:	1	2
Door Size (W x H (Min./Max.)):	480 x 245/410mm	580 x 320/495mm
Extraction Port Diameter:	Ø60mm	Ø64mm
Viewing Area:	570 x 270mm	580 x 270mm



F SB972/ST
Stand for SB972
 Floor stand for use with Model No. SB972 Shot Blasting Cabinet.

Weight:	10.75kg
---------	---------



All models feature integral low voltage lighting and are supplied with either a shot or sand blasting gun. Model No's SB970 and SB974 are equipped with two doors to give easier access for bulkier items.

WELDING & CUTTING

 [back to
Section List](#)



Arc Welders

741

MIG Welders - Mightymig®

742-743

Plasma Inverters

750

Gas Bottle Trolleys

754

MIG Welders - Powermig®

746

Spot Welders

752

Gas Cylinder Safety Cages

755

MIG Welders - Supermig®

744-745

Stud Welders

753

Gas Cylinders

767

MIG Wire

766

Welding Accessories

760-767

Gas Regulators

763

**Oxyacetylene Welding
& Cutting**

751

Welding Electrodes

762

Inverter Welders

747-750

PAPR Welding Helmets

758

Welding Protection

756-759

MIG Tips & Nozzles

764

Plasma Cutting Tables

761

Welding Helmets

756-758

The evolution of Sealey's range of Welding Machines

From our tried and tested traditional range of transformer welders, to the very latest compact and lightweight inverter technology, Sealey has a welder to suit all your needs.



Buying Guide.



A-B SEE TABLE

Arc Welders

Fitted with a forced air cooling system, these welders have increased duty cycle and performance. Both models feature a vented, wraparound shell fitted to a heavy-duty chassis. Screw-type, stepless welding control allows fine adjustment of current. Each welder is fitted with carry handle, Model No. 180XT also has wheels for added mobility. Supplied with accessory kit including electrode holder, cables, earth clamp, chipping hammer/wire brush.



A 140A

B 180A

LIFETIME GUARANTEE*
Main Power TRANSFORMER

A-B Both models supplied with accessory kit.

	A	B
Model No:	140XT	180XT
Welding Current:	45-140A	60-180A
Electrode Capacity:	Ø1.6-3.2mm	Ø2-4mm
Cooling:	Forced Air	Forced Air
Output Cable:	10mm ²	16mm ²
No-Load Voltage:	48V	50V
Absorbed Power:	3kW	10kW
Supply:	230V*	230V*
Plug Type:	Bare Wire	Bare Wire
Power Supply Cable Length:	2.1m	2.1m
Weight:	17kg	21.7kg

*Note: To achieve maximum power a 16A supply may be required.

LIFETIME GUARANTEE*
Main Power TRANSFORMER

Lifetime Guarantee on the main power transformer of MIGHTYMIG®, SUPERMIG® and POWERMIG® welders. Comprises 1 year unconditional parts and labour followed by a lifetime guarantee conditional on registering your purchase.



A

100A
GaslessNON
LIVE
TORCHLIFETIME
GUARANTEE*
Main Power
TRANSFORMER

B

150A
Gas/No Gas

A-F SEE TABLE

Mightymig® Gas/No-Gas MIG Welders

Our range of Mightymig® welders all feature a heavy-duty high output transformer and forced air cooling to maximize duty cycle performance.

Model No's MIGHTYMIG100 and 150 are supplied with comfort grip non-live torch, 1.8m earth cable, 1m gas hose (Model No. MIGHTYMIG150 only), 0.45kg flux cored wire and 1mm contact tip. Both units are supplied set-up in the gasless mode but Model No. MIGHTYMIG150 can be switched easily to use with gas by a simple change of polarity, and the purchase of a gas conversion kit (Model No. 120.802032).

Model No's MIGHTYMIG170, 190 and 210 are supplied with a high quality cool running Ergo 15.2 Euro torch thus ensuring a steadier weld bead, 2m earth cable, 1.4m of gas hose, twin gauged gas regulator, 0.6 and 0.8 tips. All three units are supplied set-up in gas mode, but can easily be switched to gasless mode by a simple change of polarity. Use in gasless mode will require the purchase of a spool of flux cored wire, a pack of 1mm tips and a 1mm wire feed roller.

Model No. MIGHTYMIG250 is supplied with a high quality cool running BINZEL® MB25 Euro torch, 3m earth cable, 1.4m of gas hose, twin gauged gas regulator, 0.8 and 1mm tips. Set-up in the gas welding mode but can easily be switched to gasless. Use in gasless mode will require the purchase of a spool of flux cored wire.

To weld aluminium, order a roll of 0.8mm aluminium wire, a packet of 0.8mm contact tips and a bottle of argon gas. See pages 764 to 767 for details of all of the above welding accessories and more.



Forced Air Cooling System directs air over the transformer slowing the heating process in order to increase duty cycle.



Euro Torch features fast action connection for easy maintenance and mobility. Includes heatproof cables and contour handle for comfort and control.

Gas/No Gas

MIGHTYMIG150 can easily be switched to use with gas by a simple change of polarity and the purchase of a gas conversion kit. MIGHTYMIG170 and up are set to run with gas.



Accepts industrial sized gas bottles, regulator supplied. Contact your local supplier for gas bottle.



Includes a top quality industrial gas regulator suitable for use with industrial type cylinders.

G



G SEE BELOW

Mild Steel MIG Welding Wire - A18 Grade

Top quality wound welding wire manufactured to BS EN ISO 14341:2008.

Model No:	Weight:	Diameter:
MIG/7K06	0.7kg	Ø0.6mm
MIG/7K08	0.7kg	Ø0.8mm
MIG/777706	5kg	Ø0.6mm
MIG/777708	5kg	Ø0.8mm

For our full range of MIG Wire, see page 766.

LIFETIME
GUARANTEE*
Main Power
TRANSFORMER

Lifetime Guarantee on the main power transformer of MIGHTYMIG®, SUPERMIG® and POWERMIG® welders. Comprises 1 year unconditional parts and labour followed by a lifetime guarantee conditional on registering your purchase.

A

Model No:	MIGHTYMIG100	MIGHTYMIG150
Welding Current:	55-100A	30-150A
Wire Capacity:	0.9kg Gasless only	0.9kg Gasless & 0.7kg Mild Steel
Duty Cycle:	60% @ 55A, 20% @ 90A	100% @ 30A, 15% @ 105A
Cooling System:	Forced Air	Forced Air
Gas Type:	n/a	CO ₂ , Argon, CO ₂ /Argon Mix
Torch:	1.8m Non-Live	2.1m Non-Live
Supply:	230V	230V
Plug Type:	3-Pin	3-Pin
Power Supply Cable Length:	2m	2m
Absorbed Power:	3kW	4.5kW
Weight:	14.5kg	26kg
Gasless Consumables:		
Flux Cored Wire (0.9kg x Ø0.9mm):	TG100/1	TG100/1
Replacement Tips 1mm (Pack of 5):	TG100/2	TG100/2

B

**GAS/NO GAS VERSATILITY**

To convert to gas, just order a reel of regular wire, tips, bottle of gas and a conversion kit. The kit contains mini regulator plus gas connection hose (Model No. 120.802032).

C



170A



Gas/No Gas



D



190A

E



210A



Gas/No Gas



F



250A



	C	D	E	F
Model No:	MIGHTYMIG170	MIGHTYMIG190	MIGHTYMIG210	MIGHTYMIG250
Welding Current:	40-170A	40-190A	45-210A	50-250A
Wire Capacity:	5kg	5-15kg	5-15kg	5-15kg
Duty Cycle:	100% @ 55A 60% @ 70A 15% @ 140A	100% @ 70A 60% @ 90A 15% @ 180A	100% @ 80A 60% @ 105A 15% @ 210A	100% @ 110A 60% @ 140A 15% @ 250A
Cooling System:	Forced Air	Forced Air	Forced Air	Forced Air
Gas Type:	CO ₂ , Argon CO ₂ /Argon Mix	CO ₂ , Argon CO ₂ /Argon Mix	CO ₂ , Argon CO ₂ /Argon Mix	CO ₂ , Argon CO ₂ /Argon Mix
Torch:	3m Euro Non-Live Ergo 15.2	3m Euro Non-Live Ergo 15.2	3m Euro Non-Live Ergo 15.2	3m Euro Non-Live BENZEL® MB25
Supply:	230V-16A*	230V-16A*	230V-16A*	230V-32A
Plug Type:	Bare Wire	Bare Wire	Bare Wire	Bare Wire
Power Supply Cable Length:	2m	2m	2m	2m
Absorbed Power:	5.4kW	7.2kW	9kW	11kW
Case Size:	Large	Large	Large	Extra-Large
Weight:	41.5kg	49.5kg	51.5kg	75kg
Gasless Consumables:				
Flux Cored Wire (4.5kg x Ø0.9mm):	TG100/4	TG100/4	TG100/4	-
Replacement Nozzle (Pack of 2):	-	-	-	MIG929
Replacement Tips 0.8mm (Pack of 5):	-	-	-	MIG917
Replacement Tips 1mm (Pack of 5):	TG100/2	TG100/2	TG100/2	TG100/2

*Note: To achieve maximum power a 32A supply may be required.

A-I SEE TABLE

Supermig® MIG Welders

All our Supermig® models are suitable for welding with CO₂, Argon or CO₂/Argon mix. Each uses a Forced Air Cooling System to slow transformer heating in order to increase duty cycle. A non-live torch is fitted to prevent the risk of accidentally striking an arc. Model No. SUPERMIG150 and above are supplied with an industrial Argon/CO₂ regulator. A contract for the supply of gas should be arranged with your local gas distributor.



Forced Air Cooling System directs air over the transformer slowing the heating process in order to increase duty cycle.



Consistent control of weld period. Ideal for welding body panels. Essential function for all bodyshops.



Accepts industrial sized gas bottles, regulator supplied. Contact your local supplier for gas bottle.



Includes a top quality industrial gas regulator, suitable for use with refillable/disposable cylinders.



Includes a top quality industrial gas regulator, suitable for use with industrial type cylinders.



Euro Torch features fast action connection for easy maintenance and mobility. Includes heatproof cables and contour handle.

A NEW

LIFETIME
GUARANTEE*
Main Power
TRANSFORMER

100A

NON
LIVE
TORCHLIFETIME
GUARANTEE*
Main Power
TRANSFORMER

Lifetime Guarantee on the main power transformer of MIGHTYMIG®, SUPERMIG® and POWERMIG® welders. Comprises 1 year unconditional parts and labour followed by a lifetime guarantee conditional on registering your purchase.

J



J BTR4

Universal Trolley for Portable MIG Welders

Robust trolley carries portable MIG welder and gas bottle, making relocation of welding equipment quick and easy. Fitted with two fixed wheels and two castors for excellent manoeuvrability and supplied with bottle retaining chains and cable storage hooks. Upper tray for MIG welder and two lower trays for associated items. Suitable for portable MIG welders up to 300mm wide and 490mm long including Model No's MIGHTYMIG100, MIGHTYMIG150*, SUPERMIG100, SUPERMIG130 and SUPERMIG140*.

Maximum Welder Width/Length: 280/445mm

Applications: MIGHTYMIG100, MIGHTYMIG150*, SUPERMIG100, SUPERMIG130, SUPERMIG140*

*Note: With foot, wheels and axle removed.

B 130A

REGULATOR
INCLUDED

C

140A

REGULATOR
INCLUDED

D

150A

INDUSTRIAL
REGULATOR
INCLUDEDLIFETIME
GUARANTEE*
Main Power
TRANSFORMERNON
LIVE
TORCH

	A	B	C	D
Model No:	SUPERMIG100	SUPERMIG130	SUPERMIG140	SUPERMIG150
Welding Current:	40-100A	30-130A	30-140A	30-150A
Wire Capacity:	1kg Gasless only	0.7-5kg	0.7-5kg	0.7-5kg
Duty Cycle:	100% @ 32A, 35% @ 54A, 10% @ 100A	100% @ 30A, 60% @ 45A, 40% @ 65A, 20% @ 80A	100% @ 36A, 75% @ 41A, 50% @ 55A, 20% @ 80A	100% @ 47A, 60% @ 60A, 20% @ 105A
Cooling System:	Forced Air	Forced Air	Forced Air	Forced Air
Spot Welding Timer:	X	X	X	X
Gas Type:	n/a	CO ₂ , Argon, CO ₂ /Argon Mix	CO ₂ , Argon, CO ₂ /Argon Mix	CO ₂ , Argon, CO ₂ /Argon Mix
Torch:	2m Non-Live	2m Non-Live	2m Non-Live	2m Non-Live
Supply:	230V-13A*	230V-13A*	230V-13A*	230V-16A*
Plug Type:	3-Pin	3-Pin	3-Pin	Bare Wire
Power Supply Cable Length:	2m	2m	2m	2m
Absorbed Power:	3.3kW	2.8kW	2.8kW	4.1kW
Case Size:	Compact	Compact	Compact	Compact
Weight:	15.6kg	20kg	22kg	30kg

*Note: To achieve maximum power a 32A supply may be required.



Spot-Weld Timer



INDUSTRIAL REGULATOR INCLUDED



LIFETIME GUARANTEE*
Main Power TRANSFORMER

180A

200A

230A



Spot-Weld Timer



INDUSTRIAL REGULATOR INCLUDED



LIFETIME GUARANTEE*
Main Power TRANSFORMER



250A

270A

	E	F	G	H	I
Model No:	SUPERMIG180	SUPERMIG200	SUPERMIG230	SUPERMIG255	SUPERMIG275
Welding Current:	30-180A	30-200A	30-230A	40-250A	40-270A
Wire Capacity:	5-15kg	5-15kg	5-15kg	5-15kg	5-15kg
Duty Cycle:	100% @ 56A, 75% @ 65A, 60% @ 73A, 15% @ 145A	100% @ 62A, 60% @ 80A, 15% @ 160A	100% @ 68A, 60% @ 88A, 15% @ 175A	100% @ 91A, 60% @ 118A, 20% @ 205A	100% @ 112A, 60% @ 146A, 20% @ 255A
Cooling System:	Forced Air	Forced Air	Forced Air	Forced Air	Forced Air
Spot Welding Timer:	✓	✓	✓	✓	✓
Gas Type:	CO ₂ , Argon, CO ₂ /Argon Mix	CO ₂ , Argon, CO ₂ /Argon Mix	CO ₂ , Argon, CO ₂ /Argon Mix	CO ₂ , Argon, CO ₂ /Argon Mix	CO ₂ , Argon, CO ₂ /Argon Mix
Torch:	3m Euro Non-Live BINZEL® MB15	3m Euro Non-Live BINZEL® MB15	3m Euro Non-Live BINZEL® MB15	3m Euro Non-Live BINZEL® MB15	3m Euro Non-Live BINZEL® MB24
Supply:	230V-16A*	230V-16A*	230V-16A*	230V-32A	230V-32A
Plug Type:	Bare Wire	Bare Wire	Bare Wire	Bare Wire	Bare Wire
Power Supply Cable Length:	2m	2m	2m	2m	2m
Absorbed Power:	5.7kW	7.4kW	8kW	8.7kW	12.6kW
Case Size:	Large	Large	Large	Extra-Large	Extra-Large
Weight:	44.5kg	45.3kg	49.5kg	67kg	78kg

*Note: To achieve maximum power a 32A supply may be required.

A-D SEE BELOW

Industrial MIG Welders

Tried and trusted by fabricators and professional car repair shops across the UK. Superb quality, heavy-duty electronic wire drive motors and industrial transformers make these machines unrivalled in performance and value - just check the specifications. Ideal for industrial use where 415V 3-phase supply is available. These top-of-the-range 3-phase units are covered by a lifetime guarantee* on the transformer, and supported by a 1 year unconditional parts and labour guarantee. Main units are covered by the Sealey 3 year guarantee on registering your purchase with us online at www.sealey.co.uk. Model No's POWERMIG6025S and POWERMIG6035S both feature a wire drive system with two and four touch on/off mechanism and 5m umbilical extension, to allow access in to high or light areas where the welder will not fit. Each unit is supplied with 0.8mm steel wire, non-live torch and industrial Argon/CO2 regulator. All can be used with CO2, Argon or CO2/Argon mix and accept any bottle size.



A 250A Spot-Weld Timer



Spot-Weld Timer **300A** **B**



C 250A Portable Wire Drive



D 350A Portable Wire Drive



	A	B	C	D
Model No:	POWERMIG3525	POWERMIG3530	POWERMIG6025S	POWERMIG6035S
Welding Current:	40-250A	56-300A	50-250A	60-350A
Wire Capacity:	15kg	15kg	15kg	15kg
Duty Cycle:	100% @ 148A, 60% @ 190A, 35% @ 250A	100% @ 177A, 60% @ 229A, 35% @ 300A	100% @ 194A, 80% @ 217A, 60% @ 250A	100% @ 270A, 60% @ 303A, 20% @ 350A
Cooling System:	Turbo Fan	Turbo Fan	Turbo Fan	Turbo Fan
Spot Welding Timer:	✓	✓	✗	✗
Gas Type:	CO ₂ , Argon, CO ₂ /Argon Mix	CO ₂ , Argon, CO ₂ /Argon Mix	CO ₂ , Argon, CO ₂ /Argon Mix	CO ₂ , Argon, CO ₂ /Argon Mix
Torch:	3m Euro Non-Live BINZEL® MB24	3m Euro Non-Live BINZEL® MB24	3m Euro Non-Live BINZEL® MB24	3m Euro Non-Live BINZEL® MB24
Supply:	415V - 3hp	415V - 3hp	415V - 3hp	415V - 3hp
Plug Type:	Bare Wire	Bare Wire	Bare Wire	Bare Wire
Power Supply Cable Length:	3.5m	3.5m	3.5m	3.5m
Absorbed Power:	9.2kW	11.5kW	11.5kW	15.9kW
Case Size:	Extra-Large	Extra-Large	Extra-Large	Extra-Large
Weight:	78kg	89kg	133kg	139kg

A-D SEE BELOW

TIG/MMA Inverter Welders

Lightweight, powerful and incredibly versatile. Inverters offer many advantages over traditional transformer type welders. These units use high quality state-of-the-art technology for the perfect weld, for example, fan-cooled DC power supply for TIG welding applications. Suitable for welding steel, stainless steel, copper, nickel, titanium and their alloys. Outer case manufactured from pressed steel with a powder coated finish for extra corrosion resistance. Ideal for the mobile technician or applications where the power unit needs to be taken to the job. Supplied with MMA/TIG accessories.



	A	B	C	D
Model No:	TIG130	TIG160	TIG180S	TIG200S
Power Output:	20-130A	20-160A	5-180A	5-200A
Duty Cycle:	20% @ 130A, 60% @ 75A, 100% @ 60A	20% @ 160A, 60% @ 90A, 100% @ 70A	20% @ 180A, 60% @ 104A, 100% @ 80A	20% @ 200A, 60% @ 115A, 100% @ 89A
Electrode Capacity:	Ø1.6-3.2mm	Ø1.6-4mm	Ø1.6-3.2mm	Ø1.6-3.2mm
Absorbed Power:	4.25kW	5.1kW	7.6kW	8.8kW
Supply:	230V*	230V*	230V**	230V**
Plug Type:	Bare Wire	Bare Wire	Bare Wire	Bare Wire
Power Supply Cable Length:	2m	2m	2m	2m
IP Rating:	IP21S	IP21S	IP21S	IP21S
Weight:	7.02kg	8.38kg	13.5kg	13.7kg
MMA Electrode Holder:	✓	✓	MMA01	MMA01
TIG Torch:	✓	✓	TIG11S	TIG12S

*Note: To achieve maximum power a 16A supply may be required. ** Note: To achieve maximum power a 32A supply may be required.



E TIG200HFACDC

200A TIG/MMA HF AC/DC Inverter Welder 230V

Fan-cooled AC/DC power supply for pulse TIG and MMA welding applications. Suitable for welding aluminium, magnesium, stainless steel, steel, copper, nickel and titanium. TIG cycle includes post gas and current down-slope regulation. Features regulated high frequency (HF) push-button arc that prevents having to touch the workpiece to start, keeping the tip in good condition for longer. Includes connector for foot pedal when more control is required.

Power Output:	10-200A
Duty Cycle:	100% @ 77A, 15% @ 200A
Electrode Capacity:	Ø1.6-4mm
Absorbed Power:	8kW
Supply:	230V*
Plug Type:	Bare Wire
Power Supply Cable Length:	2m
Insulation Class:	H
IP Rating:	IP21S
Weight:	23.5kg
Accessories:	
MMA Electrode Holder (Optional):	MMA01
TIG Torch (Included):	TIG12S
F Foot Pedal (Optional):	TIG200HFACDCF

*Note: to achieve maximum power a 32A supply may be required.

Material	Inverter Type		
	ARC	TIG DC	TIG AC/DC
Mild Steel	✓	✓	✓
Stainless Steel	✓	✓	✓
Cast Iron	✓	✓	✓
Aluminium	✓	✗	✓
Copper	✗	✓	✓
Brass	✗	✓	✓
Nickel	✗	✓	✓
Titanium	✗	✓	✓



Premier

3 YEAR GUARANTEE*

A-D SEE BELOW
MMA/ARC Inverter Welders

Lightweight, powerful and incredibly versatile, inverters offer many advantages over traditional transformer type welders. Inverters use state-of-the-art electronic components to produce fully portable power sources for arc welding. For example, Model No. MW160i will produce up to 160A at 20% duty cycle; a conventional 160A welder would have a duty cycle of around 10%. Manufactured from pressed steel with a powder coated finish for extra corrosion resistance, with ergonomically designed composite end for a stylish design and keeping weight below 7kg. Features a carry handle for portability which allows the welder to be taken to the job at hand, ideal for mobile technicians.

	A	B	C	D
Model No:	MW140i	MW160i	MW180i	MW200i
Welding Current:	20-140A	20-160A	20-180A	20-200A
Duty Cycle:	100% @ 63A, 60% @ 81A, 20% @ 140A	100% @ 72A, 60% @ 92A, 20% @ 160A	100% @ 80A, 60% @ 104A, 20% @ 180A	100% @ 89, 60% @ 115A, 20% @ 200A
Absorbed Power:	5.75kW	6.9kW	6.5kW	9.2kW
Electrode Capacity:	Ø1.6-3.2mm	Ø1.6-4mm	Ø1.6-4mm	Ø1.6-5mm
Supply:	230V-13A*	230V-16A*	230V-16A*	230V-16A*
Plug Type:	3-Pin	Bare Wire	Bare Wire	Bare Wire
Power Supply Cable Length:	2m	2m	2m	2m
IP Rating:	IP21S	IP21S	IP21S	IP21S
Weight:	4.9kg	4.9kg	5.56kg	5.56kg
TIG Accessory Kit (Optional):	-	-	TIG10S	TIG10S

*Note: To achieve maximum power a 16A supply may be required.



E-G SEE BELOW
MINI MMA/ARC Inverter Welders

Ultra compact and lightweight range of MMA inverter welders, weighing approximately 4kg. Portability allows the welder to be taken to the job at hand, ideal for mobile technicians and enthusiasts. These units can ARC/MMA weld a variety of rods including rutile, basic and stainless from Ø1.6mm up to Ø4mm*. Features LED display, with thermal cut-out protection, anti-stick, arc force and hot start functions. Supplied with 1.6m, 12 or 16mm² cable* with electrode holder and a 1.4m, 12 or 16mm² earth clamp and cable*, both with 10-25 DINSE connectors. Forced air cooling system.

*Refer to specific models for diameter of rods and cables.

	E	F	G
Model No:	MINIMW120i	MINIMW140i	MINIMW160i
Welding Current:	20-120A	20-140A	20-160A
Duty Cycle:	100% @ 93A 60% @ 120A	100% @ 108A 60% @ 140A	100% @ 124A 60% @ 160A
Absorbed Power:	3.5kW	4.2kW	5.0kW
Electrode Capacity:	Ø1.6-3.2mm	Ø1.6-3.2mm	Ø1.6-4.0mm
Supply:	230V-16A*	230V-16A*	230V-16A*
Plug Type:	Bare Wire	Bare Wire	Bare Wire
Power Supply Cable Length:	2m	2m	2m
IP Rating:	IP21S	IP21S	IP21S
Weight:	3.7kg	3.9kg	4.1kg

*Note: To achieve maximum power a 16A supply may be required.

A NEW 100A



NON LIVE TORCH **MIG**

Gasless



A MINIMIG100

100A No-Gas Inverter MIG Welder

Ultra compact and lightweight unit . Portability allows the welder to be taken to the job at hand. Supplied with handy carry strap. Unit can MIG weld using 1kg, Ø0.8 and 0.9mm flux cored MIG wire. Supplied with fixed non-live MIG torch, 2m cable and a 2m 10mm² earth clamp and cable. Forced air cooling system.

Welding Current:	30-100A
Duty Cycle:	100% @55A , 60%, @ 71A, 30% @ 100A
Wire Capacity:	1kg Ø0.8 & 0.9mm Flux Cored MIG Wire
Supply:	230V*
Plug Type:	3-Pin
Power Supply Cable Length:	2m
IP Rating:	IP21S
MIG Torch:	Non-Live
Weight:	6.5kg

*Note: To achieve maximum power a 16A supply may be required.

B 160A

MIG

MMA



MIG

MMA

C 180A



D 200A

MIG

TIG

MMA



E 200A

MIG

TIG

MMA



NON LIVE TORCH

Gas/No Gas

3 YEAR GUARANTEE*



B-E SEE BELOW

MIG Inverter Welders

Inverter welders offer many advantages over the traditional transformer type, giving greater duty cycles and more power factor efficiency. Fan cooled DC power supply, MIG welds steel, stainless steel, copper, nickel, titanium and their alloys. Can be used in gas and gasless mode. Thermal overload protection which automatically switches the welder off when it exceeds maximum temperature. Front panel includes dials for voltage output and wire speed with indicator lights for input power and alarm status. Supplied with 3m Euro MIG torch, 2m 16mm² earth cable, both with 10-25 quick connectors, 3m gas hose and regulator. Model No. INV200 and INV200LCD also suitable for MMA/ARC welding with a variety of rods including rutile, basic and stainless from Ø1.6mm to Ø4mm.

	B	C	D	E
Model No:	IMIG160	IMIG180	INV200	INV200LCD
Welding Current:	30-160A	30-180A	30A - 200A	40A - 200A
Duty Cycle MIG:	100% @ 72A , 60%, @ 92A, 20% @ 160A	100% @ 80A , 60%, @ 104A, 20% @ 180A	100% @ 77A, 60% @ 100A, 15% @ 200A	20% @ 200A, 100% @ 89A
Duty Cycle TIG:	100% @ 58A , 60%, @ 75A, 20% @ 130A	100% @ 67A , 60%, @ 87A, 20% @ 150A	100% @ 77A, 60% @ 100A, 15% @ 200A	20% @ 180A, 100% @ 80A
MMA (Arc):	-	-	100% @ 66A, 60% @ 85A, 15% @ 170A	20% @ 180A, 100% @ 80A
Wire Capacity:	5kg	5kg	5kg	5kg
Electrode Capacity:	Ø1.6-4mm	Ø1.6-4mm	Ø1.6-4mm	Ø1.6-4mm
Absorbed Power:	-	-	-	8.6kW
Gas Type:	CO ₂ , Argon, CO ₂ /Argon Mix	CO ₂ , Argon, CO ₂ /Argon Mix	CO ₂ , Argon, CO ₂ /Argon Mix	CO ₂ , Argon, CO ₂ /Argon Mix
MIG Torch (Inc):	Euro Non-Live BINZEL® MB15*	Euro Non-Live BINZEL® MB15*	Euro Non-Live BINZEL® MB15*	Euro Non-Live BINZEL® MB15*
Supply:	230V**	230V**	230V**	230V**
Plug Type:	3-Pin	Bare Wire	Bare Wire	Bare Wire
Power Supply Cable Length:	2.2m	2.2m	2.2m	2.2m
IP Rating:	IP21S	IP21S	IP21S	IP21S
Weight:	14.5kg	14.5kg	15.7kg	20kg
MMA Accessory Kit (Optional):	MMA01	MMA01	MMA01	MMA01
TIG Torch (Optional):	-	-	TIG10S	TIG10S

*Note: Included as standard. **Note: To achieve maximum power a 32A supply may be required.

**A PP40PLUS****40A Plasma Inverter with Compressor**

Features an integral compressor yet weighs only 18.5kg. Inverter power supply fitted with plasma cutter control circuitry. With built-in 4m plasma torch, earth cable and 4m gas hose. Features an LED display for the current output and dial adjustment from 15-40A. Three indication lights show voltage input, amps output and thermal overload. Uses air to strike arc making it suitable for use near electrical equipment. Ideal for cutting steel, stainless steel, galvanized steel, aluminium, copper and brass.

**B PP40E****40A Plasma Cutter Inverter**

Inverter power supply fitted with plasma cutter control circuitry. Features digital amp display and two LEDs on the front panel indicating overload and mains power. Supplied with a 4.6m plasma torch, 2m earth cable, 2m gas hose and regulator. Ideal for cutting steel, stainless steel, galvanized steel, aluminium, copper and brass.

Digital Display

	A	B
Model No:	PP40PLUS	PP40E
Output:	15-40A	8-40A
Duty Cycle:	20% @ 40A, 30% @ 35A, 60% @ 25A	60% @ 40A, 100% @ 30A
Maximum Cutting Thickness:	10mm	11mm
Air Requirements:	Integral Compressor	250L/min
Air Pressure:	n/a	43.5-58psi
Absorbed Power:	6.9kW	6.2kW
Supply:	230V*	230V*
Plug Type:	Bare Wire	Bare Wire
Power Supply Cable Length:	2.5m	2.5m
Insulation:	F	F
IP Rating:	IP21S	IP21S
Weight:	18.5kg	9.4kg
Accessories:	✓	✓
Replacement Consumables:		
Electrode, Short (Pack of 5):	PP40PLUS.E	PP40E.E
Nozzle, Short (Pack of 5):	PP40PLUS.N	PP40E.N
Diffuser (Pack of 5):	PP40PLUS.D	PP40E.D
Safety Cap (Pack of 2):	PP40PLUS.SC	PP40E.SC

*Note: To achieve maximum power a 32A supply may be required.



Electrode Short Low Power for PP40PLUS - Pack of 5

Model No. PP40PLUS.E



Nozzle for PP40PLUS - Pack of 5

Model No. PP40PLUS.N



Diffuser for PP40PLUS - Pack of 5

Model No. PP40PLUS.D



Torch Safety Cap for PP40PLUS - Pack of 2

MODEL NO. PP40PLUS.SC

**C TIG11S****16mm² Inverter TIG Welding Torch with Push-Button**

Inverter TIG torch with 2-pin connector and push-button for HF (High Frequency) start welding. Suitable for use with Model No. TIG160. Supplied with three ceramic nozzles, three collets, collet holder/diffuser, short end cap, long end cap, two hose clamps, along with a tungsten welding electrode.

Contents: Ceramic Nozzles; 5, 6, 7, Collets; 1.6, 2, 2.4mm, Collet Holder/Diffuser, Short End Cap, Long End Cap, Hose Clamps (x2), Tungsten Welding Electrode

Electrode Capacity: 1.6, 2, 2.4mm

**D TIG12S****25mm² Inverter TIG Welding Torch with Push-Button**

Inverter TIG torch with 2-pin connector and push-button for HF (High Frequency) start welding. Suitable for use with Model No's TIG180S and TIG200S. Supplied with three ceramic nozzles, three collets, collet holder/diffuser, short end cap, long end cap, two hose clamps, along with a tungsten welding electrode.

Contents: Ceramic Nozzles; 5, 6, 7, Collets; 1.6, 2, 2.4mm, Collet Holder/Diffuser, Short End Cap, Long End Cap, Hose Clamps (x2), Tungsten Welding Electrode

Electrode Capacity: 1.6, 2, 2.4mm

**E TIG10S****16mm² Inverter TIG Welding Torch**

Suitable for Sealey and other leading brands of inverter welders fitted with Dinse connectors.

Contents: TIG Torch with On-Gun Gas Control, Collets, Nozzles

Electrode Capacity: 1, 1.6, 2mm

**F MMA01****MMA Electrode Holder with 2m 25mm² Cable & DINSE Connector**

Electrode holder suitable for Sealey and other leading brands of inverters with DINSE connectors.



A NEW

A SGA60

Oxyacetylene Welding/Cutting Torch Set

Supplied with AFNM nozzle sizes: 1/16", 3/64" and 1/32" suitable for cutting up to 75mm plate. Welding torch dual controls allow for separate control over oxygen and acetylene flow creating different flames. Supplied with No's 2, 5 and 10 lightweight welding nozzles. Cleaning tool is designed for cleaning cutting nozzles. High quality lightweight copper cutting and welding nozzles.



B NEW

B SGA20

Oxyacetylene Welding Torch Set

Uses a mixture of oxygen and acetylene to weld. Separate oxygen and acetylene controls means it is easy to create different flames. Supplied with No's 2, 5 and 10 lightweight welding nozzles.



C NEW

D NEW

C-D SEE BELOW

Oxygen & Acetylene Regulators

Twin gauge regulators comply to BS EN 2503 with bull nose adaptors and 3/8" BSP hose unions. Displays bottle pressure and working pressure for oxygen or acetylene.

Model No:	Gas Type:
C SGA30	Oxygen
D SGA40	Acetylene



E

5m

E SGA5

5m Twin Rubber Oxyacetylene Hose Set

Fitted with check valves and 3/8" BSP swivel unions. Conforms to ISO 3821 (EN 559).



G

5m

10m

G SEE BELOW

Oxyacetylene Welding Hose Sets

Pairs of Ø10mm hoses fitted with check valves and 3/8" BSP swivel unions. Conforms to ISO 3821 (EN 559).

Model No:	Length:
WH05	5m
WH10	10m



H

H SGA1.L

Spark Lighter

Single flint spark lighter suitable for lighting gas torches. Features cup shape shield to trap gas and ensure ignition.

Length:	195mm
---------	-------




F NEW

For Welding Bottle Trolleys, see page 811.

F SGA10

Oxyacetylene Welding & Cutting Set

A complete set of regulators and torches for oxyacetylene gas welding. Single stage gas regulators with two gauges to show bottle pressure and working pressure. 5m Twin gas hose set with hose check valves (to torch) and EN 730 compliant pressure activated flash arrestors (to regulators). Welding torch with three lightweight nozzles. Cutting torch attachment with three AFNM cutting nozzles. Cup design spark lighter traps gas to ensure ignition. Supplied with storage bag.



I

J

K

I-K SEE BELOW

Lightweight Welding Nozzles

Model No:	Size:
I SGA1/LW02	No.2
J SGA1/LW05	No.5
K SGA1/LW10	No.10



L NEW

M NEW

L-M SEE BELOW

Flash Back Arrestors

Protects operators, regulators and gas supply from the consequences of severe forms of flashback. Colour-coded for easy recognition.

Model No:	Gas Type:
L SGA3/FBA	Oxygen
M SGA4/FBA	Acetylene

A SR122

Spot Welder with Timer

Semi-automatic spot welder. Composite casing and handle reduce heat transfer for operator comfort. Die-cast aluminium head and chassis reduces overall weight for improved handling. Integral synchronous timer enables adjustable spot time of between 0.1 and 1.2 seconds. Fully adjustable jaw pressure from 40kg to 120kg enables close control of weld quality. Supplied with 120mm welding arms, electrodes and side handle.

Supply:	230V
Plug Type:	Bare Wire
Power Supply Cable Length:	2.7m
Capacity:	1 + 1mm
Maximum Absorbed Power:	6kW
Mains Fuse:	16A
Welding Current (Maximum):	3800A
Duty Cycle:	1.5%
Insulation Class:	B
Weight:	10.5kg



B SR123

Spot Welder with Digital Timer

Semi-automatic spot welder. Integral electronic control allows operator to select thickness of material while automatically calculating the optimum weld duration. Also features pulse mode for use on high stress steels commonly found in modern vehicle construction. All automatically selected parameters may be overridden by the operator if required. Composite casing and handle reduce heat transfer for operator comfort. Die-cast aluminium head and chassis reduces overall weight for improved handling. Fully adjustable jaw pressure from 40kg to 120kg enables close control of weld quality. Supplied with 120mm welding arms, electrodes and side handle.

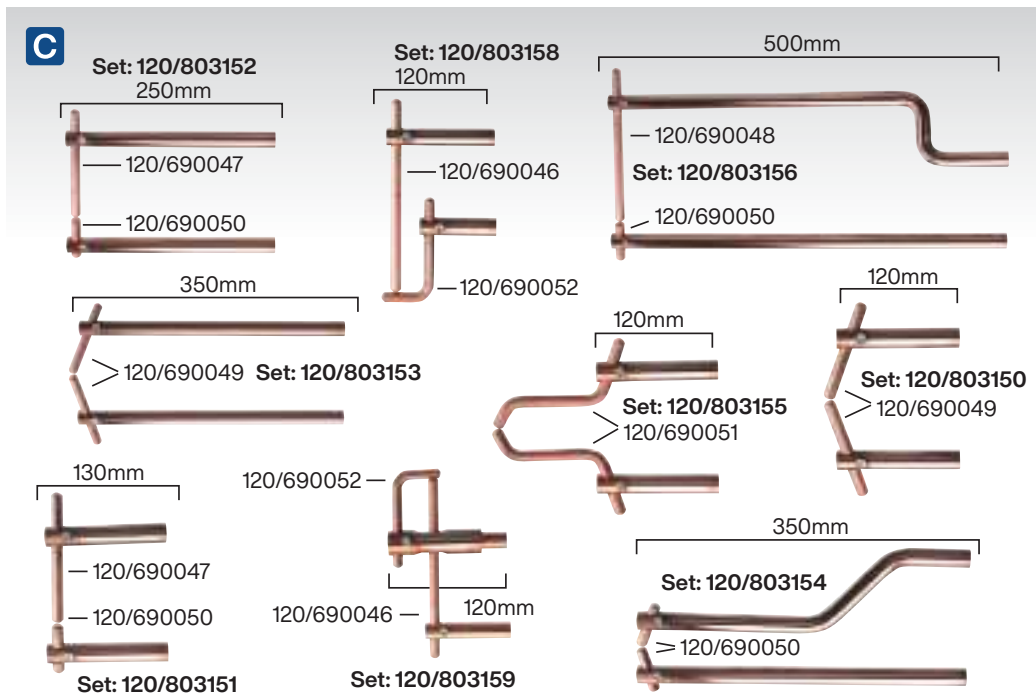
Supply:	230V
Plug Type:	Bare Wire
Power Supply Cable Length:	2.3m
Capacity:	2 + 2mm
Maximum Absorbed Power:	13kW
Mains Fuse:	25A
Welding Current (Maximum):	6300A
Duty Cycle:	1.5%
Insulation Class:	B
Weight:	11kg



C SEE RIGHT

Spot Welding Arms for SR122 & SR123

A comprehensive range of heavy-duty spot welding arms suitable for Sealey and other brands of welder. Sets include electrodes and cotter pins. We recommend the use of an electrode sharpener to retain the optimum tip configuration and performance.




D

D Z1

Ø10mm Spot Weld Cutter

Suitable for drilling out spot welds on most vehicle panels. Features spring loaded centre point to guide cutting crown onto weld.

Replacement Cutters (Pack of 2):	Z1C2
----------------------------------	------



E AK4730

9pc Ø10mm Spot Weld Cutter & Drill Bit Set

Suitable for drilling out spot welds on most vehicle panels. Spot weld cutter features spring loaded centre point to guide cutting crown onto weld. 8mm HSS drill with 5% Cobalt for longer life, suitable for more specialist materials including galvanized, boron and high stress steels. Solid cobalt stock allows resharpener, extending product life. Set includes replacement centre points and cutter crowns. Supplied in metal storage case.

Contents: Spot Weld Cutter, 8mm Cobalt Spot Weld Drill, Centre Points (x2), Ø10mm Cutter Crowns (x5)

Replacement Cutters (Pack of 2):	Z1C2
----------------------------------	------





230V



B

B SR2000P Stud Welding Puller

Stud Welding Puller for use with tabs and washers. Adjustable legs have four profiles on the base for different size and shapes of dents. Threaded centre can also be pulled through for use on larger dent removal.

Size/Spread:	190mm
Reach:	80mm



A SR2000 Stud Welding Kit

Professional quality stud welder for fast, efficient body repairs. Removes dents quickly, without holes or the need to remove interior trim. No burn through means that removal of studs and washers is easy and preparation work before repainting is minimized. Suitable for use on steel or aluminium and can weld studs, washers and tabs. Patented quick puller attachment allows removal of smaller dents without the need for studs or washers. Supplied in heavy-duty storage case.

Contents:	Welding Gun, Power Unit, Quick Puller, Electrodes for Welding, Washers; Round (x10), Triangle (x10), 55 x 22mm Tabs (x10), M4 x 15 Studs (x10), M4 Puller Washer, Earth Bars; 70mm (x2), 155mm
Supply:	230V
Plug Type:	3-Pin
Power Supply Cable Length:	2.6m
Mains Fuse:	13A
Maximum Short Circuit Current:	5000A
Voltage Range:	18V AC Output 24V DC, 32V AC Output 44V DC, 18V AC Output 24V DC
Weight of Gun:	2.25kg



C

C SR2000TS Tab Shooter for SR2000

Tab Shooter for use with Model No. SR2000. Holds multiple tabs (Model No. SR2000.T) and loads them semi-automatically for fast and efficient use. Guide on side provides quick and easy alignment for next tab.



D-J NOT ILLUSTRATED

Electrode Kit, Studs, Washers and Tabs for SR2000

Model No:	Description:	Pack Qty:
D SR2000.E	Electrode Kit	1
E SR2000.AM	Al-Mg Studs	10
F SR2000.AMS	Al-Mg-Si Studs	10
G SR2000.PW	Pull Washers	10
H SR2000.SW	Star Washers	10
I SR2000.T	Tabs	10
J SR2000.TW	Triangle Washers	10

K SR20 Stud Welder with Slide Hammer

A welder of exceptionally quality for fast, efficient body repairs. Removes dents quickly, without holes or the need to remove interior trim. Amazing pulling power - even on heavier gauge panels. Welds on washers and nails. Supplied in heavy-duty storage case.

Contents:	Welding Gun, Slide Hammer, Electrodes for Welding, Nails; 2mm (x200), 2.5mm (x200), Washers; Ø16mm (x50), Washer Hook & Washer Extension Electrode, Heavy-Duty Case
Supply:	230V
Plug Type:	Bare Wire
Power Supply Cable Length:	2.6m
Mains Fuse:	16A
Power @ 50%:	0.8kW
Maximum Welding Power:	6kW
Maximum Short Circuit Current:	2500A
Weight:	4.9kg



16A



Supplied with accessories

L


NEW



Packs of 100/200 2.5mm

M

NEW



Packs of 100/200 2mm

N



Pack of 50

L-N SEE BELOW Stud Welding Nails & Washers

Model No:	Description:	Pack Qty:
L PS/002	Stud Welding Nail 2.5 x 50mm	100
L PS/00250/200	Stud Welding Nail 2.5 x 50mm	200
M PS/003	Stud Welding Nail 2 x 50mm	100
M PS/000350/200	Stud Welding Nail 2 x 50mm	200
N PS/000450	Stud Welding Washer Ø8 x Ø16 x 1.5mm	50

O



O RE100/WS Wavy-Wire Strip for Panel Pulling System
Pack of 50. Suitable for panel pulling systems.

**A ST28S****Welding Bottle Trolley - 1 Bottle**

Lightweight tubular steel frame with large wheels for easy transportation of heavy cylinders. Accepts cylinders of up to Ø250mm.

Maximum Cylinder Diameter: Ø250mm

**B ST28/B****Welding Bottle Trolley - 2 Bottle**

Lightweight tubular steel frame with large wheels for easy transportation of heavy cylinders. Accepts cylinders of up to Ø300mm.

Maximum Cylinder Diameter: Ø300mm

**C ST28P****Welding Bottle Trolley with Pneumatic Tyres - 2 Bottle**

Lightweight tubular steel frame. Extra-large wheels, fitted with pneumatic tyres for use over uneven surfaces and rough terrain. Accepts cylinders of up to Ø300mm.

Maximum Cylinder Diameter: Ø300mm

**D-E SEE BELOW****Welding Vices**

Cast iron welding vices to aid welding a 90° angle. Self-centring swivel jaw allows two different size workpieces to be accurately welded. Copper plated spindle for resistance to weld spatter. Can be bench mounted through holes in the base.




	D	E
Model No:	SWV165	SWV215
Jaw Opening:	75mm	110mm
Throat Depth:	35mm	65mm

**G SBK12****120ml Burn Relief Gel**

Made specifically to relieve the pain of minor burns. Effective as soon as applied, by soothing and cooling minor burns and scalds. Ideal for use in the workshop or at home.

**H SBK10****100 x 100mm Burn Relief Dressing**

Sterile burn dressing to relieve the pain, cool the burn and protect against airborne contamination. Ideal for use in the workplace or at home.


**F MFV150****150mm Cast Iron Multifunction Swivel Base Vice**

Bench mounting vice with cast iron body and replaceable, diamond pattern face jaws. Features a 360° swivel base and moving body that include 3-jaws: straight, pipe and V-jaws. Includes a large anvil and two scale rulers for accurate work. Suitable for workshop, garage and machine shop use. 2 Year guarantee* against breakage.

Jaw Opening:	125mm
Throat Depth:	150mm

**I SAG115****Ø115mm Angle Grinder 900W**

For full details, see page 878.



A-E SEE BELOW
Gas Cylinder Safety Cages

Powder coated galvanised 30mm box frames with 50mm x 50mm x 3mm wire mesh. Hinged door with hasp and staple for padlock (not provided - see pages 1070 - 1071). Pre-drilled fixing points for bolting to solid surface. Supplied flat-packed for easy self-assembly. Supplied with safety sign.

	A	B	C	D	E
Model No:	GCSC219	GCSC319	GCSC419	GCSC247	GCSC447
Dimensions (W x D x H):	700 x 500 x 900mm	1000 x 500 x 900mm	1350 x 500 x 900mm	1000 x 500 x 1400mm	1000 x 1000 x 1400mm
Suitability:	2 x 19kg Cylinders	3 x 19kg Cylinders	4 x 19kg Cylinders	2 x 47kg Cylinders	4 x 47kg Cylinders
Weight:	19.5kg	23kg	28.2kg	30kg	39kg

A



Shade 10

A SSP101**Welding Head Shield - Shade 10**

Welding head shield with polypropylene shell and adjustable headband. Features a 2" x 4-1/4" front flip lens for quick and easy weld inspection. Supplied with a shade 10 lens. Conforms to BS EN 175.

D

Shade 9-13
Variable

Grinding Function

D PWH600**Auto Darkening Welding Helmet
Shade - 9-13**

High quality variable shade 9-13 lens manufactured and tested to BS EN 379. Fully automatic switching from light to dark on striking arc. Features adjustable sensitivity and delay switches. Grinding function enables user to grind without removing mask. Deluxe contoured helmet approved to BS EN 175 which gives full neck protection and protects lens from scratching when helmet is laid down. Comfortable headband and non-slip quick release ratchet mechanism. Suitable for MIG, TIG, arc and gas welding.

Shade Active:	9-13 Variable
Shade Inactive:	4
Grinding Function:	✓
Viewing Area:	100 x 45mm
Operating Time Light/Dark:	0.3ms
Operating Temperature:	-10°C to +60°C
Power:	Lithium Cell Battery
Weight:	570g

B



Shade 11

B S01000**Auto Darkening Welding Helmet - Shade 11**

Shade 11 welding helmet. Complies to BS EN 379, BS EN 175 and DIN standards. Features automatic switching from light to dark on striking arc. Fitted with adjustable sensitivity and delay controls for switching light to dark. Deluxe contoured helmet with fully adjustable headband featuring front pad for added comfort. Suitable for MIG, TIG and arc welding.

Shade Active:	11
Shade Inactive:	3
Grinding Function:	✗
Viewing Area:	91 x 39mm
Operating Time Light/Dark:	0.1ms
Operating Temperature:	-10°C to +60°C
Power:	Lithium Cell Battery
Weight:	470g

E

Shade 9-13
Variable


Grinding Function

E PWH601**Auto Darkening Welding Helmet
Shade - 9-13**

High quality variable shade 9-13 lens manufactured and tested to BS EN 379. Fully automatic switching from light to dark on striking arc. Features adjustable sensitivity and delay switches. Grinding function enables user to grind without removing mask. Deluxe contoured helmet approved to BS EN 175 which gives full neck protection and protects lens from scratching when helmet is laid down. Comfortable headband and non-slip quick release ratchet mechanism. Suitable for MIG, TIG, arc and gas welding.

Shade Active:	9-13 Variable
Shade Inactive:	4
Grinding Function:	✓
Viewing Area:	100 x 41mm
Operating Time Light/Dark:	0.1ms
Operating Temperature:	-10°C to +60°C
Power:	Lithium Cell Battery
Weight:	495g

C

Shade 9-13
Variable

Grinding Function

C S01001**Auto Darkening Welding Helmet
Shade 9-13**

Welding helmet with adjustable shade control between 9-13. Complies with BS EN 379, BS EN 175 and DIN standards. Fully automatic switching from light to dark on striking arc. Shade is selected by a rotary knob on side of helmet. Grinding function enables user to grind without removing mask. Solar panel power supply - no batteries required. Features sensitivity and delay controls for switching light to dark. Contoured design helmet with adjustable headband for added comfort. Suitable for MIG, TIG and arc welding.

Shade Active:	9-13 Variable
Shade Inactive:	4
Grinding Function:	✓
Viewing Area:	92 x 42mm
Operating Time Light/Dark:	0.1ms
Operating Temperature:	-5°C to +55°C
Power:	Solar Cells
Weight:	475g

F

Shade 5

**F SSP6****Gas Welding Goggles with Flip-Up Lenses**

Clear polycarbonate safety lenses with shade 5 flip-up lenses. Indirect ventilation in goggle frame. Conforms to BS EN 175.

G



Shade 5

G SSP5**Gas Welding Goggles**

Shade 5 welding lens with indirect ventilation in goggle frame. Suitable for gas welding. Conforms to BS EN 175 and BS EN 169.

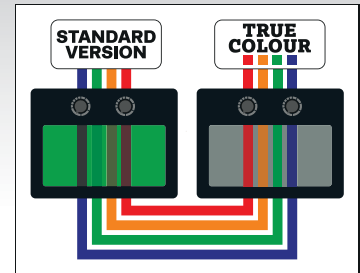


A-D SEE BELOW
Auto Darkening Welding Helmets
Shade 9-13


Welding helmets with adjustable shade control between 9-13. Complies with BS EN 379, BS EN 175 and DIN standards. True colour technology for improved depth perception, allowing far greater welding precision. Fully automatic switching from light to dark on striking arc. Shade is selected by a rotary knob on side of helmet. Grinding function enables user to grind without removing mask. Solar panel power supply - no batteries required. Features sensitivity and delay controls for switching light to dark. Suitable for MIG, TIG, arc welding and grinding.

Shade 9-13 Variable Grinding Function **TRUE COLOUR**

Model No:	Colour:
A PWH1	Red
B PWH2	Blue
C PWH3	Green
D PWH4	Yellow
Shade Active:	9-13 Variable
Shade Inactive:	4
Grinding Function:	✓
Viewing Area:	92 x 42mm
Operating Time Light/Dark:	0.04ms
Operating Temperature:	-5°C to +55°C
Power:	Solar Cells
Weight:	535g



A-H True Colour Technology for improved visibility.



E-H SEE BELOW
Auto Darkening Welding Helmet
Shade 9-13

Welding helmets with adjustable shade control between 9-13. Complies with BS EN 379, BS EN 175 and DIN standards. Features True Colour technology for improved visibility, less eye strain and realistic colour recognition. Fully automatic switching from light to dark on striking arc. Shade is selected by a rotary knob on side of helmet. Grinding function enables user to grind without removing mask. Solar panel power supply. Features sensitivity and delay controls for switching light to dark. Contoured design helmets with adjustable headband for added comfort. Suitable for MIG, TIG and arc welding.

Shade 9-13 Variable Grinding Function **TRUE COLOUR**

Model No:	Colour:
E PWH610	Black
F PWH611	Blue
G PWH612	Red
H PWH613	Silver
Shade Active:	9-13 Variable
Shade Inactive:	4
Grinding Function:	✓
Viewing Area:	96 x 38mm
Operating Time Light/Dark:	0.1ms
Operating Temperature:	-10°C to +60°C
Power:	Solar Cells
Weight:	515g



Auto Darkening Cartridge fitted in PWH610-PWH613.

A

Shade 5-8
Switchable

Shade 9-13
Variable



Lithium
RECHARGEABLE



B

B

Shade 5-8
Switchable

Shade 9-13
Variable

TRUE COLOUR



Lithium
RECHARGEABLE



B

C NEW

Shade 5-8
Switchable

Shade 9-13
Variable

TRUE COLOUR



Lithium
RECHARGEABLE

European Standard EN12941

EN 12941 is the European standard for a complete powered air filtering device incorporating a face helmet or visor. This standard outlines three classes of performance, which define the following maximum levels of inward leakage*:

10% for TH1

2% for TH2

0.2% for TH3

**Inward leakage estimates the performance of a respiratory device by measuring contaminants that leak through a respirator from various sources, including filter penetration, face seals, valves and gaskets.*

A PWR615 meets Class TH3.

B PWR616 meets Class TH1.

C PWR617 meets Class TH2.

A-C SEE BELOW

Welding Helmets with EN 12941 Powered Air Purifying Respirators (PAPR)

PAPR (Powered Air Purifying Respirator) systems with auto darkening welding helmets. Lithium battery powered respirator units provide the user with a constant filtered stream of air to their head and face. The filters are designed to reduce or remove dust and particles but not vapours and gases. The kits meet relevant "TH" classes of EN 12941:1998/A2:2008 (see right). Suitable for MIG, TIG MMA/ARC welding, cutting and grinding. Model No. PWH616 features an inner hood with protective clear visor. Complies with BS EN379, EN175, EN166 (Model No. PWH616 only), EN12941 and DIN standards.

	A	B	C
Model No:	PWH615	PWH616	PWH617
Shade Active:	5-8 Switchable & 9-13 Variable	5-8 Switchable & 9-13 Variable	5-8 Switchable & 9-13 Variable
Shade Inactive:	4	4	4
Grinding Function:	✓	✓	✓
Viewing Area:	120 x 100mm	98 x 62mm	98 x 55mm
Internal Safety Visor:	✗	✓	✗
Operating Time Light/Dark:	0.1ms	1/25,000s	1/25,000s
Operating Temperature:	-5°C to +55°C	-5°C to +55°C	-5°C to +55°C
Power:	Solar Cells/Rechargeable Lithium Battery	Solar Cells/Rechargeable Lithium Battery	Solar Cells/Rechargeable Lithium Battery



A SSP141
Lined Leather Welding Gauntlets - Pair
 Gauntlets offer superior protection from spatter and heat. Comfortable, durable and preferred by the professional welder. Conforms to BS EN 388 and BS EN 407.



B SSP142
TIG Welding Gauntlets - Pair
 Quality goat skin TIG welding leather gauntlets with 160mm split cow leather cuff. 330mm Length. Conforms to BS EN 388 and BS EN 12477:2001.



C SSP151
Heavy-Duty Lined Leather Welding Gauntlets - Pair
 Heavy-duty traditionally designed extra-large welding gauntlets providing excellent protection against spatter and heat. Manufactured from split cow hide leather with Kevlar® stitching, cotton lined cuff with a soft comfortable fleece lining. Durability is enhanced by additional leather, stitched over the palm area of the hand. These gauntlets cannot be used for arc welding. Five year storage life in cool, dry conditions. In case of wear/damage/deterioration the gloves must be scrapped. Certified to EN 12477, Type 'A'. Rated to EN 388 - 3134X and EN 407 - 41314X.

Weight: 0.4kg



D SSP145
Heavy-Duty Leather Welding Safety Hood
 Heavy-duty leather welding hood, offers best mix of durability, comfort and protection from sparks and spatter. Hook-and-loop fastening means one size fits all. Manufactured from split cow hide leather with Kevlar® stitching. Conforms to EN ISO 11611.



E SSP146
Heavy-Duty Leather Welding Apron
 Heavy-duty traditional welding apron protects body and upper legs when welding. Manufactured from split cow hide leather with Kevlar® stitching. Adjustable straps with quick release buckles ensure a secure fit at all times. Features front hook-and-loop pocket and conforms to EN ISO 11611.

Size (W x H): 565 x 900mm



G SSP/LWA
Leather Welding Apron
 Comfortable leather welding apron with ties.

Height: 900mm
Width: 600mm



H SSP23
Spark Proof Welding Blanket
 Neoprene coated glass fibre blanket tested to BS 476 Pt.1, Pt.7, Pt.20 and UK Building Regulations Class 0. Protects against the spray of sparks from welding and cutting applications.

Size (W x H): 1800 x 1300mm



F SSP233
Fibreglass Spark Proof Welding Blanket
 Glass fibre blanket treated with a mineral based aqueous dispersion. Will withstand temperatures of up to 1000°C. Protects against the spray of sparks from welding and cutting applications.

Size (W x H): 2000 x 1000mm

**A AK68403****6pc Axial Locking Grip Set**

Manufactured with rounded contours for smooth, secure handling. Grips feature linear jaw action which applies pressure perpendicular to the workpiece for secure clamping. Compact size with push-button jaw release is ideal for working in confined spaces. Thumb release action allows one-handed operation. Suitable for a wide variety of applications including welding, gluing and riveting. Supplied in storage case.

**LIFETIME
GUARANTEE***

**D MQC2****2pc Magnetic Quick Clamp Set**

Ideal for welders and fabricators. Strong magnets hold ferrous metals in place during welding and assembly. Clamps incorporate angled edges for accurate alignment.

Magnetic

Contents:

Clamp #1 - Angles: 45°, 90°, 135°

Clamp #2 - Angles: 30°, 45°, 75°, 105°, 135°, 150°

**G MGC946****250A Magnetic Ground Clamp**

Easy set-up; place on clean surface, connect earth and start welding. No more tacking on tabs or searching for grounds. Rated to 250A. Grips firmly on flat or round surfaces.

Rated: 250A

Base Size: Ø85mm

**B AK67****3pc 'C' Clamp & Welding Clamp Set**

Heat treated steel grips and jaws with bright nickel-plated finish. 'C' Clamp features swivel pads. Knurled adjusting screw with lever type release. Supplied in tool roll.

Contents: 248mm Sheet Metal Clamp, 225mm Welding Clamp, 280mm Locking C-Clamp.

**E MQC944****4pc Magnetic Quick Clamp Set**

Set of four magnets, ideal for small welding or soldering projects. Holds any ferrous metal at angles of 45°, 90° and 135° giving good versatility to the welder. Features a powder coated finish to help protect against rust and prolong the life of the product.

Magnetic


Angles per Magnet: 45°, 90°, 135°

Holding Capacity per Magnet: 4.5kg

**H AK6804****4pc Micro Welding Clamp Set**

Small and compact with exceptional clamping force. Ideal for automotive applications when positioning body panels prior to welding. Micro clamp enables areas to be secured where other tools struggle to fit, such as door columns and window edges.

Jaw Capacity: 0-7mm

**C WP94****Welding Pliers**

Drop-forged steel construction. Seven uses for the welder: nozzle/tip cleaner, nozzle/tip remover, wire cutter, flux chipper, long nose pliers. Fitted with spring loaded, fully insulated handles.

Length: 215mm

**LIFETIME
GUARANTEE***

**F Magnetic****F MAL945****Magnetic Adjustable Link**

Allows the application of the exact angle and positioning of metal to be welded. Can be set and locked at any angle. Compact in size for holding work in confined spaces, no need for additional tooling or labour for precise consistent angles.

Angle Range: 180°

**I AK6805****4pc Butt Welding Clamp Set**

An effective method for creating an evenly spaced butt weld joint. Built-in level adjustment of 0-3mm either side allows different thickness materials to be accurately aligned.

A



A PCT1

Plasma Cutting Table/Workbench

Mild steel plasma cutting table/workbench. 32 Replaceable cutting slats. Removable side handles/cable tidy hanging hooks. Supplied flat-packed for easy self-assembly using hand tools (not included). Supports weight capacity of 113kg.

Overall Dimensions (W x D):	1065 x 600mm
Bench Dimensions (W x D):	920 x 600mm
Height:	812mm
Weight:	34kg

B



B PCT2

Plasma Cutting Table/Workbench Adjustable Height with Castor Wheels

Mild steel plasma cutting table/workbench. 32 Replaceable cutting slats. Removable side handles/cable tidy hanging hooks. Adjustable working height 750mm to 1011mm. Lockable castor wheels for easy movement. Funnel shaped base with slide out tray for safe removal of offcuts and slag. Supplied flat-packed for easy self-assembly using hand tools (not included). Supports weight capacity of 136kg.

Overall Dimensions (W x D):	1200 x 910mm
Bench Dimensions (W x D):	915 x 910mm
Height Range:	750 - 1011mm
Weight:	61kg

C



1.3m Wide

C SSP99

1.3 x 1.75m Workshop Welding Curtain

Amber welding screen manufactured to BS EN 1598. Suitable for use in workshops where the glare from welding and cutting may be a hazard to others. Curtain and frame supplied flat-packed, but assembles with ease.

Frame Size (W x H):	1.3 x 1.75m
---------------------	-------------

D



1.8m Wide

D SSP992

1.8 x 1.75m Workshop Welding Curtain

Amber welding screen manufactured to BS EN 1598. Suitable for use in workshops where the glare from welding and cutting may be a hazard to others. Curtain and frame supplied flat-packed, but assembles with ease.

Frame Size (W x H):	1.8 x 1.75m
---------------------	-------------

E



2.4m Wide

E SSP993

2.4 x 1.75m Workshop Welding Curtain

Amber welding screen manufactured to BS EN 1598. Suitable for use in workshops where the glare from welding and cutting may be a hazard to others. Curtain and frame supplied flat-packed, but assembles with ease.

Frame Size (W x H):	2.4 x 1.75m
---------------------	-------------

F



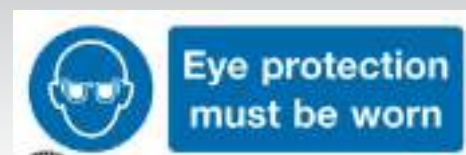
F SWT120

Welding Table

Heavy-duty galvanized welding table with 30mm MIG torch mounting point. Portable and foldable for ease of transportation and storage. Sturdy locking pin system and adjustable foot for eliminating wobble when in use. Weight capacity 100kg maximum.

Size (W x D x H):	1120 x 610 x 915mm
-------------------	--------------------

G



G SS11V1

Eye Protection Must Be Worn - Mandatory Safety Sign Self-Adhesive Vinyl

For full details, see page 1294.

Amperage Selection Guide

Electrode Size:	Current Range:
Ø1.6mm	25-50A
Ø2.0mm	40-60A
Ø2.5mm	55-100A
Ø3.2mm	90-130A
Ø4.0mm	135-190A

A 1kg & 5kg Packs



A SEE BELOW

Dissimilar Welding Electrodes

E312 Electrodes for welding dissimilar steels. Suitable for welding in all positions. Can be used on AC or DC currents. Highly resistive to cracking. Provides a buffer layer before hardfacing.

Model No:	Size:	Welding Current:	Pack Weight:
WED1025	Ø2.5 x 300mm	70A	1kg
WED5025	Ø2.5 x 300mm	70A	5kg
WED1032	Ø3.2 x 350mm	100A	1kg
WED5032	Ø3.2 x 350mm	100A	5kg
WED1040	Ø4 x 350mm	135A	1kg
WED5040	Ø4 x 350mm	135A	5kg



F SEE BELOW

Welding Electrodes

E6013 General-purpose mild steel electrodes made to BS EN 757 standard. Suitable for welding in all positions.

Model No:	Size:	Welding Current:	Pack Qty:
WE1020	Ø2 x 300mm	40-60A	10
WE1025	Ø2.5 x 300mm	55-100A	10
WE1032	Ø3.2 x 350mm	90-130A	10



G WFC4

French Chalk Holder with 4 Chalk Sticks

Stainless steel chalk holder with four pieces of soapstone chalk, ideal for marking metal prior to welding, cutting or grinding.

Chalk Stick Length:	127 x 12.7 x 4.8mm
---------------------	--------------------

B 1kg & 5kg Packs



B SEE BELOW

Hardfacing Welding Electrodes

HV600 Hardfacing welding electrodes. Suitable for applications that are subject to wear by minerals, medium shocks and compression. Can be used on AC or DC currents. Provides corrosion protection. Ideal for building up blades, spades, agricultural/construction machinery shovel buckets.

Model No:	Size:	Welding Current:	Pack Weight:
WEHF1025	Ø2.5 x 300mm	90A	1kg
WEHF5025	Ø2.5 x 300mm	90A	5kg
WEHF1032	Ø3.2 x 350mm	130A	1kg
WEHF5032	Ø3.2 x 350mm	130A	5kg
WEHF1040	Ø4 x 350mm	160A	1kg
WEHF5040	Ø4 x 350mm	160A	5kg

D 2.5kg & 5kg Packs



D SEE BELOW

Welding Electrodes

E6013 General-purpose mild steel electrodes made to BS EN 757 standard. Produces a clean weld appearance.

Model No:	Size:	Welding Current:	Pack Weight:
WE2516	Ø1.6 x 300mm	25-50A	2.5kg
WE5016	Ø1.6 x 300mm	25-50A	5kg
WE2520	Ø2 x 300mm	40-60A	2.5kg
WE5020	Ø2 x 300mm	40-60A	5kg
WE2525	Ø2.5 x 300mm	55-100A	2.5kg
WE5025	Ø2.5 x 300mm	55-100A	5kg
WE2532	Ø3.2 x 350mm	90-130A	2.5kg
WE5032	Ø3.2 x 350mm	90-130A	5kg
WE2540	Ø4 x 350mm	135-190A	2.5kg
WE5040	Ø4 x 350mm	135-190A	5kg



See page 759 for our range of Welding PPE.

C 1kg & 5kg Packs



C SEE BELOW

Stainless Steel Welding Electrodes

E316 Electrodes for welding stainless steel. Suitable for welding in all positions. Can be used on AC or DC currents. Produces a clean, corrosion resistant weld. Ideal for use in cold environments.

Model No:	Size:	Welding Current:	Pack Weight:
WESS1025	Ø2.5 x 300mm	70A	1kg
WESS5025	Ø2.5 x 300mm	70A	5kg
WESS1032	Ø3.2 x 350mm	100A	1kg
WESS5032	Ø3.2 x 350mm	100A	5kg
WESS1040	Ø4 x 350mm	135A	1kg
WESS5040	Ø4 x 350mm	135A	5kg

E 300ml



E MIG/722308

300ml Anti-Spatter Pressure Spray

Extremely effective anti-spatter spray preventing spatter build-up on fixings, jigs and welding nozzles. Contains rust inhibitor to prevent corrosion. Innovative pressure spray system allows 99% of the active product to be expelled from the can. Up to six times the life of normal aerosols.

Safe to use	✓
Non-toxic	✓
No acrid fumes	✓
Cleaner, easier and tidier welding	✓
Environmentally friendly	✓
Recyclable tin	✓

H NEW

140A



3 YEAR GUARANTEE*

H MW140i

140A MMA Inverter Welder

See page 748 for full specification.


A-E SEE RIGHT
MIG Gas Regulators

- ✓ Top quality regulators made to ISO 2503.
- ✓ Industrial regulators fit Argon and CO₂/Argon mix gas cylinders, using adaptors where applicable.
- ✓ **A-B** Suitable for mini refillable/disposable gas cylinders.
- ✓ **C-E** Suitable for industrial gas cylinders.
- ✓ Maximum operating pressure of 4bar for all models.

F-G SEE BELOW
Industrial MIG Gas Regulator Kits

Convert the small-bore hosing (normally Ø4mm OD) found on portable MIGs for use with industrial size gas regulators and cylinders. Order just the bull nose adaptor (Model No. 120/432102) and hose (Model No. AK9) or a complete kit including regulator (Model No. REG/KIT/MZ or REG/KIT/MO).

F Model No:	REG/KIT/MZ
Hose Length:	1.5m
Regulator:	REG/MZ
Bull Nose Adaptor:	120/432102
1.5m Gas Hose Adaptor:	AK9
G Model No:	REG/KIT/MO
Hose Length:	1.5m
Regulator:	REG/MO
Bull Nose Adaptor:	120/432102
1.5m Gas Hose Adaptor:	AK9



	A	B	C	D	E
Model No:	REG/MM	REG/MMG	REG/MZ	REG/MO	REG/MT
Cylinder Type:	Mini Refillable/ Disposable	Mini Refillable/ Disposable	Industrial	Industrial	Industrial
Gauges:	0	1	0	1	2
Argon/CO ₂ Adaptor:	n/a	n/a	✓	✓	✓
Safe Working Inlet Pressure:	110bar	110bar	300bar	230bar	230bar
Maximum Throughput (L/min):	6	6	10	10	10



Shade 9-13
Variable

Grinding Function

H PWH601
Auto Darkening Welding Helmet
Shade - 9-13

High quality variable shade 9-13 lens manufactured and tested to BS EN 379. Fully automatic switching from light to dark on striking arc. Features adjustable sensitivity and delay switches. Grinding function enables user to grind without removing mask. Deluxe contoured helmet approved to BS EN 175 which gives full neck protection and protects lens from scratching when helmet is laid down. Comfortable headband and non-slip quick release ratchet mechanism. Suitable for MIG, TIG, arc and gas welding.

Shade Active:	9-13 Variable
Shade Inactive:	4
Grinding Function:	✓
Viewing Area:	100 x 41mm
Operating Time Light/Dark:	0.1ms
Operating Temperature:	-10°C to +60°C
Power:	Lithium Cell Battery
Weight:	495g



I NEW
MIGKIT
MIG Consumables Kit


Refer to individual Model No's for full specification.

Contents: 120.802032 - No Gas/Gas Conversion Kit, CO₂/101 - Disposable Carbon Dioxide Gas Cylinder 600g, MIG/7K06 - Mild Steel MIG Welding Wire - A18 Grade, MIG956 - Contact Tip 0.6mm MB15 - Pack of 5




J SSP29
Safety Spectacles

BS EN 166/F - Lightweight spectacles. Side arms with built-in ventilated shields.

A MB14
A SEE BELOW
Contact Tips MB14


Model No:	Size:	Torch Type:	Pack Qty:
MIG951	0.6mm	MB14	5
MIG952	0.8mm	MB14	5

B MB15
B SEE BELOW
Contact Tips MB15


Model No:	Size:	Torch Type:	Pack Qty:
MIG956	0.6mm	MB15	5
MIG957	0.8mm	MB15	5
MIG912	1mm	MB15	2

C MB15

Aluminium


C SEE BELOW
Contact Tips Aluminium MB15

Model No:	Size:	Torch Type:	Pack Qty:
MIG927	0.8mm	MB15	2
MIG928	1mm	MB15	2

D MB25/36
D SEE BELOW
Contact Tips MB25/36

Model No:	Size:	Torch Type:	Pack Qty:
MIG916	0.6mm	MB25/36	5
MIG917	0.8mm	MB25/36	5
MIG918	1mm	MB25/36	5
MIG919	1.2mm	MB25/36	5

E MB25/36

Aluminium


E SEE BELOW
Contact Tips Aluminium MB25/36

Model No:	Size:	Torch Type:	Pack Qty:
MIG921	1mm	MB25/36	5
MIG922	1.2mm	MB25/36	5

F MB14/25/36

Gasless


F SEE BELOW
Contact Tips Gasless

Model No:	Size:	Torch Type:	Pack Qty:
TG100/2	1mm	MB25/MB36/Gasless	5
TG100/3	1mm	MB14/Gasless	5

G MB14
G SEE BELOW
Conical Nozzle & Contact Tip Sets

Model No:	Contents:	Torch Type:	Pack Qty:
MIG953	1x Conical Nozzle 3x Contact Tip 0.6mm	MB14	1Set
MIG954	1x Conical Nozzle 3x Contact Tip 0.8mm	MB14	1Set

H


MB14/25/36

H SEE BELOW
Conical Nozzles


Model No:	Torch Type:	Pack Qty:
MIG950	MB14	5
MIG929	MB25/MB36	2

I MB15
I SEE BELOW
Conical Nozzle MB15

Torch Type:	Pack Qty:
MB15	3

J MB15
J SEE BELOW
Cylindrical Nozzle MB15

Torch Type:	Pack Qty:
MB15	1

K MB15
K SEE BELOW
Thin Headed Nozzle MB15

Torch Type:	Pack Qty:
MB15	1

L MB15
L SEE BELOW
Stud Welding Nozzle MB15

Torch Type:	Pack Qty:
MB15	1

M


TB36

M SEE BELOW
Tip Adaptor 6mm TB36


Torch Type:	Pack Qty:
TB36	2

N
N SEE BELOW
Lined Leather Welding Gauntlets - Pair

For full details, see page 759.

O MB36
O SEE BELOW
Conical Nozzle MB36 - Pack of 2

Torch Type:	Pack Qty:
MB36	2




A SEE BELOW
Lightweight Welding Nozzles

Model No:	Size:
SGA1/LW02	No. 2
SGA1/LW05	No. 5
SGA1/LW10	No. 10




D SEE BELOW
Cutting Nozzles AFNM

Model No:	Size:
AFNM-1/16	1/16"
AFNM-1/32	1/32"
AFNM-3/64	3/64"



F MIG915
Cylindrical Nozzle MB25/36

Torch Type:	Pack Qty:
MB25/36	2



I AK4740
Ø8mm Solid Carbide Spot Weld Drill Bit

Diameter:	Ø8mm
Length:	44mm



L SEE BELOW
HSS Cobalt Spot Weld Drill Bits

HSS with 5% Cobalt for longer life. Suitable for drilling out spot welds on most common vehicle panels, including galvanized and high stress steels.

Model No:	Size:	Length:
AK4728	Ø6mm	66mm
AK4734	Ø8mm	80mm



B SEE BELOW
Nozzle Springs

Model No:	Torch Type:	Length:
120/722319	MB15	1
MIG914	MB25/MB36	2




E MIG913
Diffuser Adaptor MB25/36

Torch Type:	Pack Qty:
MB25/MB36	2



G MIG926
Diffuser Adaptor

Torch Type:	Pack Qty:
MB36	2



J 168.200162
Spot Welding Nozzle

Torch Type:	Pack Qty:
MB15	1



M Z1
Ø10mm Spot Weld Cutter

Suitable for drilling out spot welds on most vehicle panels. Features spring loaded centre point to guide cutting crown onto weld.

Replacement Cutters:	Z1C2
----------------------	------



N Z1C2
Spot Weld Cutter Crown - Pack of 2

Double-sided cutter crowns for Model No's AK4730 and Z1 spot weld cutters. Pack of two.



C SEE BELOW
Stud Welding Nails

Model No:	Size:	Pack Qty:
PS/0002	2.5 x 50mm	100
PS/0003	2 x 50mm	100
PS/000350/200 NEW	2 x 50mm	200
PS/000250/200 NEW	2.5 x 50mm	200



H PS/000450
Stud Welding Washers

Size:	8 x 16 x 1.5mm
Pack Qty:	50



K AK4730
9pc Ø10mm Spot Weld Cutter & Drill Bit Set

Suitable for drilling out spot welds on most vehicle panels. Spot weld cutter features spring loaded centre point to guide cutting crown onto weld. 8mm HSS drill with 5% Cobalt for longer life, suitable for more specialist materials including galvanized, boron and high stress steels. Solid cobalt stock allows resharping, extending product life. Set includes replacement centre points and cutter crowns. Supplied in metal storage case.

Contents:	Spot Weld Cutter, 8mm Cobalt Spot Weld Drill, Centre Points (x2), Ø10mm Cutter Crowns (x5)
Replacement Cutters:	(Pack of 2) Z1C2

A



A SEE BELOW

Mild Steel MIG Welding Wire - A18

Model No:	Weight:	Diameter:
MIG/7K06	0.7kg	Ø0.6mm
MIG/7K08	0.7kg	Ø0.8mm

B



B SEE BELOW

Mild Steel MIG Welding Wire - A18

Model No:	Weight:	Diameter:
MIG/777706	5kg	Ø0.6mm
MIG/777708	5kg	Ø0.8mm

C



C SEE BELOW

Mild Steel MIG Welding Wire - A18

Model No:	Weight:	Diameter:
MIG/888806	15kg	Ø0.6mm
MIG/888808	15kg	Ø0.8mm
MIG/888810	15kg	Ø1mm
MIG/888816	15kg	Ø1.6mm

D



D MIG/5K08A

Aluminium Welding Wire - 5356 (NG6)

Weight:	0.5kg
Diameter:	Ø0.8mm

E



E SEE BELOW

Aluminium Welding Wire - 5356 (NG6)

Model No:	Weight:	Diameter:
MIG/2KAL08	2kg	Ø0.8mm
MIG/2/KAL/1	2kg	Ø1mm

F



F SEE BELOW

MIG Torches with Euro Connection

Professional MIG welding torches with contoured grip, hanging hook and heat-proof cable. Fitted with Euro connection enabling a quick and simple plug connection to welder. No wiring means torch can be disconnected and stored safely.

Model No:	Length:	Connector:	Torch Type:
MIG/N315	3m	Euro	MB15
MIG/N325	3m	Euro	MB25
MIG/N336	3m	Euro	MB36
MIG/N415	4m	Euro	MB15
MIG/N425	4m	Euro	MB25
MIG/N436	4m	Euro	MB36

G




G MIG/1K/SS08

Stainless Steel MIG Welding Wire 308(S)93

Weight:	1kg
Diameter:	Ø0.8mm

H



H MIG/5K/SS08

Stainless Steel MIG Welding Wire 308(S)93

Weight:	5kg
Diameter:	Ø0.8mm

I



I TG100/1

Flux Cored Welding Wire

Weight:	0.9kg
Diameter:	Ø0.9mm

J



J TG100/4

Flux Cored Welding Wire

Weight:	4.5kg
Diameter:	Ø0.9mm

K



K MIG/4K/BW08

4kg Copper Silicon Bronze MIG Welding Wire 0.8mm C9 Grade

Weight:	4kg
Diameter:	Ø0.8mm

L



3m

M

Model No.
MIG/T25



A-H SEE RIGHT

Disposable Gas Cylinders

Portable sized disposable cylinder for the mobile welder. Fits Sealey and other makes of welder/regulator. When comparing price, always check fill capacity.

Model No:	Type:	Welding Duration Per Bottle*:	Pack Qty:
A CO2/100	CO ₂	1-1/4hr	1
B CO2/100/12	CO ₂	1-1/4hr	12
C CO2/101	CO ₂	2hr	1
D CO2/101/12	CO ₂	2hr	12
E MIG/ARG/100	Argon	1hr	1
F MIG/ARG/100/12	Argon	1hr	12
G MIG/MIX/100	CO ₂ /Argon	1hr	1
H MIG/MIX/100/12	CO ₂ /Argon	1hr	12

* Welding duration is approximate and depends on machine settings.



I-J SEE BELOW

Disposable Carbon Dioxide Gas Cylinder 1.3kg

Portable sized disposable cylinders for the mobile welder. Fits Sealey and other makes of welder/regulator. When comparing price, always check fill capacity.

I Single:	CO21KGD
J Pack of 4:	CO21KGD4



K-L SEE BELOW

Disposable Argon/Carbon Dioxide Gas Cylinder 430g, 2.2L

Portable sized CO₂ cylinder for the mobile welder. Disposable gas cylinder removes the need for large gas cylinders. M10 Thread fits Sealey and other makes of welder/regulator. 84% Argon 16% Carbon Dioxide at 100bar at 20°C.

K Single:	MIGMIX2.2
Gas Type:	84% Argon 16% Carbon Dioxide
L Pack of 4:	MIGMIX2.24



M CO2/1KG

1kg Refillable Carbon Dioxide Gas Cylinder

Portable sized CO₂ refillable gas cylinder. Gives value for money repaying investment in just a few fills. Suitable for Sealey and other brand portable MIG welders/regulators.

Fill:	1kg
Welding Duration*:	3.3hr
Gas Refill:	CO2/1KG/REFIL

* Welding duration is approximate and depends on machine settings.



N REG/MM

MIG Gas Regulator Disposable Cylinder No Gauge

For full details, see page 763.



O REG/MMG

MIG Gas Regulator

For full details, see page 763.

CO₂/1KG Gas Refill

Visit www.CO2refill.co.uk, then simply follow these three steps:

1. Order the required number of CO₂ 1kg refills.
2. Pack your empty cylinders and print the free returns label.
3. Drop off your parcel at a Collect+ point.

Service is provided by our sole approved gas filler Cryogenic Industrial Gases (CIG).

COMPRESSORS

 [back to
Section List](#)



Air Filters/Regulators/Lubricators
798-799

Air Hoses
788-789

Air Line Couplings
790-793

Belt Drive Compressors
773-784

Direct Drive Compressors
771-775

Engine Driven Belt Drive Compressors
784

Low Noise Compressors
771, 782-783

Oil Free Belt Drive Compressors
770

Retractable Air Hose Reels
785-787

Speedfit® & Sharkbite® Air Supply Systems
794-797

COMPRESSOR BUYING GUIDE

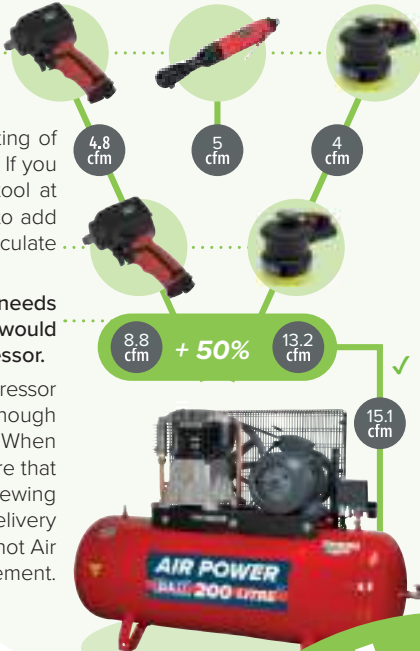
OUTPUT

The cfm rating of each air tool defines the amount of air required to power the tool in cubic feet per minute.

Determine the highest cfm rating of the air tools you intend to use. If you intend using more than one tool at the same time, you will need to add the ratings of both tools to calculate the total cfm rating.

A 50% safety margin then needs to be added e.g. a 4cfm tool would require a 6cfm output compressor.

Now you can look for the compressor that produces a high enough cfm output for your needs. When comparing models, ensure that you are reviewing the Free Air Delivery and not Air Displacement.




ELECTRIC OR PETROL DRIVEN



If you plan to use the compressor where there is no electrical supply, you will need to opt for a petrol model.



If choosing electric, ensure your power supply is adequate to run the compressor. Some larger compressors cannot be run from a 13A socket.



BELT DRIVE

DIRECT DRIVE

Belt driven machines are quieter than direct drive versions, but some compressors have noise suppressing casings to reduce noise pollution. Low noise compressors allow use indoors and enable closer proximity to the unit.



NOISE LOW NOISE COMPRESSOR

OIL LUBRICATED OR OIL FREE

Oil free compressors need less maintenance and have lower running costs than models which require oil to operate. An oil free compressor is also essential for applications where oil contaminants are prohibited. An oil lubricated compressor can have a longer life, due to less friction and wear within the unit, and is suitable for running standard air tools.

AMOUNT OF USAGE

Compressors need to cool down between regeneration periods. Regeneration is when the pump replaces the air that has been used from the compressor's air tank.



TANK SIZE

The size of the tank will determine how long you can use your air tools before needing to let the tank fill up again.



A longer job, such as sanding will require a larger compressor. Using a 4cfm sander will require a compressor with a minimum Free Air Delivery of 6cfm.

An air tool requiring a higher air output will drain the tank quicker, so the size you need depends on the job at hand and how long the task will take.

HORSEPOWER

- 1.5hp
- 2hp
- 3hp
- 5.5hp
- 6.5hp
- 7.5hp

The compressor's horsepower, typically rated between 1.5 and 7.5, measures the amount of work an engine can perform.



The higher the horsepower, the quicker the air is replaced in the air tank.

RECEIVER CAPACITY

CFM REQUIREMENT

SUPPLY



NOISE

HORSEPOWER

ACCESSORIES

AIR HOSE REEL

Air hoses or reels will help the delivery of air to your tools. Different air line couplings may be required to allow the maximum potential from your air tools and to permit the use of multiple air lines from your compressor.



This will allow less downtime between each job. It also allows the motor to work for shorter periods of time.

AIR COUPLINGS



To deliver consistent pressure to an air tool or water trap, a regulator should be fitted in the air line. A lubricator or air filter may be worth investing in, depending on the application. Although, you must ensure that all accessories match the specifications of the compressor being purchased.



FILTER/REGULATOR/LUBRICATOR

AIR ACCESSORIES



WE STOCK A WIDE RANGE OF COMPRESSOR OIL.



1.5hp

6L

Oil Free

6.35 cfm



B

1.5hp

24L

Oil Free

6.35 cfm

**A-B SEE RIGHT****Oil Free Belt Drive Air Compressors 1.5hp**

Ideal for use where an oil free air delivery is required. Especially suited to small low pressure, touch-up and air brush spraying applications. Simple construction with fewer components makes these units practically maintenance-free. Reduced weight gives greater portability and can be transported and even operated on its side. Precision welded receiver tank manufactured to meet Pressure Vessel Directive. Fitted with fully automatic pressure cut-out switch and air regulator with gauge. Fitted with 3-pin plug.

C SAC05020**50L Oil Free Belt Drive Compressor 2hp**

Aluminium cylinder head with cast iron lining gives reduced weight and improved resistance to wear. Suitable for general-purpose workshop applications. Oil free, single piston pump is belt driven by a 2hp motor and fixed to a vertical type tank, saving space around the workshop. Precision welded receiver tank manufactured to meet Pressure Vessel Directive. Fitted with fully automatic pressure cut-out switch and air regulator with gauge. Supplied with handle and wheels for easy manoeuvrability. Fitted with 3-pin plug.

Motor Output:	2hp
Supply:	230V/13A
Plug Type:	3-Pin
Power Supply Cable Length:	1.8m
Phase:	1ph
Air Displacement cfm(L/min):	7.3(205)
Maximum Free Air Delivery cfm(L/min):	5.1(145)
Maximum Pressure:	145psi(10bar)
Receiver Capacity:	50L
Outlet:	Quick Release Coupling
Size (W x D x H):	380 x 400 x 875mm
Weight:	23kg

	A	B
Model No:	SAC00615	SAC02415
Motor Output:	1.5hp	1.5hp
Supply:	230V/13A	230V/13A
Plug Type:	3-Pin	3-Pin
Power Supply Cable Length:	1.3m	1.8m
Phase:	1ph	1ph
Air Displacement cfm(L/min):	6.35(180)	6.35(180)
Maximum Free Air Delivery cfm(L/min):	4.7(130)	4.7(130)
Maximum Pressure:	116psi(8bar)	116psi(8bar)
Receiver Capacity:	6L	24L
Outlet:	Quick Release Coupling	Quick Release Coupling
Size (W x D x H):	480 x 180 x 490mm	570 x 300 x 600mm
Weight:	10kg	16kg



D

**D SA33G****5pc Air Accessory Kit**

Air tools and accessories suitable for all leading makes of compressor. Includes high performance gravity feed spray gun, tyre inflator with gauge, paraffin/detergent spray gun, air blow gun and coiled air hose. Components are fitted with 1/4" BSP threaded unions.

Contents: Gravity Feed Spray Gun, Tyre Inflator with Gauge, Paraffin Spray Gun, Air Blow Gun, Coiled Air Hose



Model No. SAC05020 is fitted with fully automatic pressure cut-out switch and air regulator with gauge.

E

**E ACH60**
1/4" BSP High Flow Air Tool Coupling Kit

For more information, see page 793.

F

Silicone-Free

Ø8mm ID 10m

**F AHHC10G**
10m x Ø8mm High-Visibility Hybrid Air Hose with 1/4" BSP Unions

For more information, see page 789.

A-D SEE TABLE

Direct Drive Air Compressors

All models feature aluminium cylinder heads with cast iron cylinders giving added resistance to wear over time. Suitable for general-purpose and workshop applications. All feature a single cylinder pump. Pump heads are directly coupled to a heavy-duty induction motor for reliable operation. Welded tank complies with latest European standards. Fitted with fully automatic pressure cut-out switch with twin gauges displaying tank and working pressures. Model No's SAC2420APK and SAC5020APK are supplied with a 4pc air accessory kit.



E-G SEE BELOW

Direct Drive Low Noise Air Compressors

Low noise compressors run at between 79-80dB(A) depending on model. Suitable for places where a standard compressor would disturb work or people in the vicinity. Aluminium cylinder heads with cast iron cylinder give added resistance to wear. Suitable for general-purpose workshop applications.



	A	B	C	D	E	F	G
Model No:	SAC2420A	SAC5020A	SAC2420APK	SAC5020APK	SAC0607S	SAC2410S	SAC5016S
Motor Output:	2hp	2hp	2hp	2hp	0.7hp	1hp	1.6hp
Supply:	230V/13A	230V/13A	230V/13A	230V/13A	230V/13A	230V/13A	230V/13A
Plug Type:	3-Pin	3-Pin	3-Pin	3-Pin	3-Pin	3-Pin	3-Pin
Power Supply Cable Length:	1.8m	1.8m	1.8m	1.8m	1.8m	1.8m	1.8m
Phase:	1ph	1ph	1ph	1ph	1ph	1ph	1ph
Air Displacement cfm(L/min):	6.8(193)	6.8(193)	6.8(193)	6.8(193)	3.1(89)	5.3(150)	6.9(196)
Maximum Free Air Delivery cfm(L/min):	4.6(130)	4.6(130)	4.6(130)	4.6(130)	1.6(44)	2.6(73)	3.4(97)
Maximum Pressure:	116psi(8bar)	116psi(8bar)	116psi(8bar)	116psi(8bar)	116psi(8bar)	116psi(8bar)	116psi(8bar)
Receiver Capacity:	24L	50L	24L	50L	6L	24L	50L
Outlet:	Quick Release Coupling	Quick Release Coupling	Quick Release Coupling	Quick Release Coupling	Quick Release Coupling	Quick Release Coupling	Quick Release Coupling
Size (W x D x H):	600 x 290 x 585mm	650 x 390 x 669mm	600 x 290 x 585mm	650 x 390 x 669mm	460 x 230 x 510mm	610 x 290 x 640mm	730 x 320 x 700mm
Weight:	27kg	29kg	27kg	29kg	15kg	23kg	35kg

A-G SEE BELOW

Direct Drive Air Compressors

All models feature aluminium cylinder heads with cast iron cylinders giving added resistance to wear over time. Suitable for general-purpose and workshop applications. All feature a single cylinder pump, except for Model No's SAC5030VE and SAC10030VE which are fitted with a V-Twin pump for added performance. Pump heads are directly coupled to a heavy-duty induction motor with copper windings for improved operation and longer working life. Welded tank complies with latest European standards. Fitted with fully automatic pressure cut-out switch with twin gauges displaying tank and working pressures. 230V Models are fitted with a 3-pin plug. Model No's SAC2420EPK and SAC5020EPK are supplied with 4pc Air Accessory Kit.



Copper wound motors provide longer lasting performance over aluminium wound motors.

A

4 cfm
6L
1hp

B

6.8 cfm
24L
2hp

C

6.8 cfm
50L
2hp

D

12.6 cfm
50L
3hp
V-Twin Pump

E

12.6 cfm
100L
3hp
V-Twin Pump

F



G



	A	B F	C G	D	E
Model No:	SAC0610E	SAC2420E*	SAC5020E*	SAC5030VE	SAC10030VE
Motor Output:	1hp	2hp	2hp	3hp	3hp
Supply:	230V/13A	230V/13A	230V/13A	230V/13A	230V/13A
Plug Type:	3-Pin	3-Pin	3-Pin	3-Pin	3-Pin
Power Supply Cable Length:	1.8m	1.8m	1.8m	1.8m	1.8m
Phase:	1ph	1ph	1ph	1ph	1ph
Air Displacement cfm(L/min):	4(113)	6.8(193)	6.8(193)	12.6(357)	12.6(357)
Maximum Free Air Delivery cfm(L/min):	2.7(76)	4.6(130)	4.6(130)	8.8(249)	8.8(249)
Maximum Pressure:	116psi(8bar)	116psi(8bar)	116psi(8bar)	116psi(8bar)	116psi(8bar)
Receiver Capacity:	6L	24L	50L	50L	100L
Outlet:	Quick Release Coupling	Quick Release Coupling	Quick Release Coupling	Quick Release Coupling	Quick Release Coupling
Size (W x D x H):	400 x 175 x 430mm	600 x 290 x 585mm	650 x 390 x 669mm	695 x 375 x 630mm	890 x 450 x 760mm
Compressor Weight:	14.5kg	26.5kg	29kg	39kg	52kg

* For Accessory Kit version add PK to part number e.g. SAC2420EPK



A

4 cfm
1hp
6L

A SAC0610EKIT

Air Compressor/Air Nail/Staple Gun Kit

The most economical way to purchase an air nail/staple gun kit. Comprises Model No's SAC0610E Compressor, AH5RX 5m Air Hose and SA792 Nail/Staple Gun. Compressor can also be used with any of our air brushes (see page 696) or tyre inflators (see pages 553 to 557).

Nailer/Stapler Specification:	
Nail Capacity:	10-50mm 18SWG
Staple Capacity:	10-40mm 18SWG
Maximum Pressure:	60-100psi
Gun Weight:	1.35kg



B

110V 2hp
24L
6.3 cfm



C

110V 2hp
50L
6.3 cfm

B-C SEE BELOW

Direct Drive Air Compressors

Both models feature aluminium cylinder heads with cast iron cylinders giving added resistance to wear over time. Suitable for general purpose and workshop applications. Both feature a single cylinder pump. Pump heads are directly coupled to a heavy-duty induction motor for reliable operation. Welded tank complies with latest European standards. Fitted with fully automatic pressure cut-out switch with twin gauges displaying tank and working pressures. Copper wound motor provides longer lasting performance.



D

3hp
150L
10.8 cfm



E

3hp
200L
10.3 cfm



D-E SEE BELOW

Belt Drive Air Compressors 3hp

Belt driven pumps with aluminium cylinders and cast iron liners for reduced weight and improved resistance to wear. Both models are fitted with a 3hp motor. Heavy-duty drive guards protect belt and flywheel that is designed to force air over the pump to aid cooling. Suitable for general-purpose workshop applications. These units feature precision welded receiver tanks manufactured to meet Pressure Vessel Directive.

	A	B	C	D	E
Model No:	SAC0610EKIT	SAC2420E110V	SAC5020E110V	SAC15030B	SAC20030B
Motor Output:	1hp	2hp	2hp	3hp	3hp
Supply:	230V/13A	110V/16A	110V/16A	230V/13A	230V/13A
Plug Type:	3-Pin	Yellow - 16A - 2P+E	Yellow - 16A - 2P+E	3-Pin	3-Pin
Power Supply Cable Length:	1.8m	1.8m	1.8m	1.8m	1.8m
Phase:	1ph	1ph	1ph	1ph	1ph
Air Displacement cfm(L/min):	4(113)	6.3(178)	6.3(178)	10.8(305)	10.3(293)
Maximum Free Air Delivery cfm(L/min):	2.7(76)	4.6(130)	4.6(130)	5.3(150)	6.4(180)
Maximum Pressure:	116psi(8bar)	116psi(8bar)	116psi(8bar)	116psi(8bar)	116psi(8bar)
Receiver Capacity:	6L	24L	50L	150L	200L
Outlet:	Quick Release Coupling	Quick Release Coupling	Quick Release Coupling	Quick Release Coupling	Quick Release Coupling
Size (W x D x H):	400 x 175 x 430mm	600 x 290 x 585mm	650 x 390 x 669mm	1300 x 510 x 815mm	1650 x 520 x 820mm
Weight:	14.5kg	26.5kg	34kg	88kg	105kg

**A-B SEE BELOW****Direct Drive Air Compressors**

Aluminium head with cast iron cylinder gives added resistance to wear. Suitable for general-purpose workshop applications and pump head is directly coupled to a heavy-duty induction motor for reliable and quiet operation. Welded tank complies with latest European standards. Fitted with fully automatic pressure cut-out switch with twin gauges displaying tank and working pressures. Fitted with 3-pin plug.

**C-D SEE BELOW****Oil Free V-Twin Direct Drive Compressors 3hp**

Ideal for applications where an oil free air supply is required. Direct driven V-Twin pump and brushed electric motor with a safe and compact design to reduce weight and be more easily transported. Fitted with fully automatic pressure cut-out switch, air regulator and pressure gauges for tank and supply. Precision welded receiver tank manufactured to meet Pressure Vessel Directive. Supplied with handle and wheels for manoeuvrability. Fitted with 3-pin plug.

	A	B	C	D
Model No:	SA2415	SA5020	SAC05030F	SAC10030F
Motor Output:	1.5hp	2hp	3hp	3hp
Supply:	230V/13A	230V/13A	230V/13A	230V/13A
Plug Type:	3-Pin	3-Pin	3-Pin	3-Pin
Power Supply Cable Length:	1.8m	1.2m	1.8m	1.8m
Phase:	1ph	1ph	1ph	1ph
Air Displacement cfm(L/min):	6(170)	7(200)	11.4(320)	11.4(320)
Maximum Free Air Delivery cfm(L/min):	4.2(119)	4.8(135)	8(226)	8(226)
Maximum Pressure:	116psi(8bar)	116psi(8bar)	116psi(8bar)	116psi(8bar)
Receiver Capacity:	24L	50L	50L	100L
Outlet:	Quick Release Coupling	Quick Release Coupling	Quick Release Coupling	Quick Release Coupling
Size (W x D x H):	580 x 280 x 550mm	740 x 400 x 590mm	790 x 320 x 630mm	970 x 360 x 765mm
Weight:	21kg	30kg	25kg	34kg



A-B SEE BELOW

V-Twin Direct Drive Compressors 3hp

V-Twin pump with aluminium cylinders and cast iron liners for reduced weight and improved resistance to wear. Suitable for general purpose workshop applications. Pump directly coupled to a heavy-duty induction motor for reliable operation. Precision welded receiver tank manufactured to meet Pressure Vessel Directive. Fitted with fully automatic pressure cut-out switch, air regulator and pressure gauges for tank and supply. Supplied with handle and wheels for easy manoeuvrability. Fitted with 3-pin plug.

ELECTRIC OR PETROL DRIVEN
If you plan to use the compressor away from your premises, where there's no electrical supply, you will need to opt for a petrol version. You will also need to check whether your power supply is adequate to run the compressor. Some larger compressors cannot be run from a 13A socket.

CFM
so the size you need depends on the job at hand and how long the task will take.

RECEIVER CAPACITY

HORSEPOWER
Air compressors typically have a horsepower rating between 1.5 and 6.5 and is a measure of the amount of work an engine can perform. The higher the horsepower, the quicker the air is replaced in the air tank. This will allow less downtime between each job. It also allows the motor to work for shorter periods of time.

NOISE
It is always worth looking at either the air accessories you already own or ones that would be most to accompany your new compressor.

ACCESSORIES

See our Air Compressor Buying Guide on page 769.



C SAC1903B 90L Belt Drive Vertical Compressor 3hp

Suitable for the professional workshop fitted with a genuine 3hp motor. Vertical tank saves space without compromising on performance. Twin capacitors and a centrifugal switch aid trouble-free start-up on a 13A supply. Pump features heavy-duty full cast cylinders, capped by an alloy head for improved heat dissipation and long-life. Heavy-duty drive guard protects belt and flywheel that is designed to force air over the pump to aid cooling.



	A	B	C
Model No:	SAC05030	SAC10030	SAC1903B
Motor Output:	3hp	3hp	3hp
Supply:	230V/13A	230V/13A	230V/13A
Plug Type:	3-Pin	3-Pin	3-Pin
Power Supply Cable Length:	1.3m	1.8m	1.8m
Phase:	1ph	1ph	1ph
Speed:	-	-	1636rpm
Air Displacement cfm(L/min):	12.6(357)	12.7(360)	13.4(380)
Maximum Free Air Delivery cfm(L/min):	8.75(248)	8.8(249)	9.7(275)
Maximum Pressure:	130psi(9bar)	130psi(9bar)	145psi(10bar)
Receiver Capacity:	50L	100L	90L
Outlet:	Quick Release Coupling	Quick Release Coupling	Quick Release Coupling
Size (W x D x H):	810 x 420 x 620mm	1200 x 400 x 830mm	525 x 495 x 1130mm
Weight:	37kg	50.5kg	65kg

**A-D SEE TABLE****Belt Drive Air Compressors 3hp with Cast Cylinders**

Suitable for the professional workshop, these units are fitted with a genuine 3hp motor. Twin capacitors and a centrifugal switch aid trouble-free start-up on a 13A supply. Pumps feature heavy-duty full cast cylinders, capped by alloy heads for improved heat dissipation and long-life. Heavy-duty drive guards protect belt and flywheel that is designed to force air over the pump to aid cooling. Supplied with full CE certification, test certificates and operating/maintenance manual.



All models on this page feature full cast iron cylinders.

**E SEE BELOW
Compressor Oil**

Top grade fully synthetic oil suitable for Sealey and other leading brands of compressor. Supplied in 1 litre and 5 litre containers. Ideal for Belt Drive Compressors especially to aid start-up in cold conditions.

Model No:	Capacity:	Pack Quantity:
FSO1S	1L	1
FSO5	5L	1

	A	B	C	D
Model No:	SAC1503B	SAC1103B	SAC1153B	SAC1203B
Motor Output:	3hp	3hp	3hp	3hp
Supply:	230V/13A	230V/13A	230V/13A	230V/13A
Plug Type:	3-Pin	3-Pin	3-Pin	3-Pin
Power Supply Cable Length:	1.8m	1.8m	1.8m	1.8m
Phase:	1ph	1ph	1ph	1ph
Speed:	1630rpm	1630rpm	1630rpm	1630rpm
Air Displacement cfm(L/min):	13.4(380)	13.4(380)	13.4(380)	13.4(380)
Maximum Free Air Delivery cfm(L/min):	8.8(249)	8.8(249)	8.8(249)	8.8(249)
Maximum Pressure:	145psi(10bar)	145psi(10bar)	145psi(10bar)	145psi(10bar)
Receiver Capacity:	50L	100L	150L	200L
Outlet:	Quick Release Coupling	Quick Release Coupling	1/2" BSP Female Tap	1/2" BSP Female Tap
Size (W x D x H):	1020 x 390 x 740mm	1010 x 470 x 860mm	1320 x 400 x 820mm	1440 x 440 x 865mm
Weight:	50kg	59kg	78kg	90kg

A-C SEE TABLE

Belt Drive Air Compressors 3hp with Cast Cylinders

Suitable for the professional workshop and are fitted with a genuine 3hp motor. Twin capacitors and a centrifugal switch aid trouble-free starting on a good 13A supply. However on these models we recommend fitting a 16A plug and connecting to a 20A supply protected by a type-C circuit breaker for easier start up. Pumps feature heavy-duty full cast cylinders, capped by alloy heads for improved heat dissipation and long-life. Heavy-duty drive guards protect belt and flywheel that is designed to also force air over the pump to aid cooling.



ANTI-VIBRATION FEET

A set of four optional anti-vibration rubber feet suitable for all Sealey static workshop compressors. Reduces noise, vibration and helps prevent damage to floors. Order Model No. **COMPKIT4**. Included as standard on Low Noise and Screw models.



WHEEL KIT - FIXED COMPRESSORS

All static compressors may be fitted with this workshop wheel kit which includes two fixed and two castor wheels. Order Model No. **COMPKIT5**.



OIL SIGHT GLASS

Oil level sight glass enabling quick oil level monitoring before use.



A

100L

3hp

15.0 cfm



B

150L

3hp

15.0 cfm



C

200L

3hp

15.0 cfm




	A	B	C
Model No:	SAC2103B	SAC2153B	SAC2203B
Motor Output:	3hp	3hp	3hp
Supply:	230V/16A	230V/16A	230V/16A
Plug Type:	Bare Wire	Bare Wire	Bare Wire
Power Supply Cable Length:	1.8m	1.8m	1.8m
Phase:	1ph	1ph	1ph
Speed:	1280rpm	1280rpm	1280rpm
Air Displacement cfm(L/min):	15(425)	15(425)	15(425)
Maximum Free Air Delivery cfm(L/min):	10.9(309)	10.9(309)	10.9(309)
Maximum Pressure:	145psi(10bar)	145psi(10bar)	145psi(10bar)
Receiver Capacity:	100L	150L	200L
Outlet:	Quick Release Coupling	1/2" BSP Female Tap	1/2" BSP Female Tap
Size (W x D x H):	1040 x 460 x 910mm	1320 x 400 x 855mm	1440 x 440 x 900mm
Weight:	66kg	85kg	97kg


A-F SEE TABLE

Belt Drive Air Compressors

Suitable for professional workshops these units are fitted with genuine 3hp, 5.5hp and 7.5hp motors. 3hp Models feature an easy-to-use control panel with two outlets, one regulated and one direct, along with heavy-duty pneumatic wheels with single front castor for easy manoeuvrability. Model No's SAC3203B3PH (3hp), SAC32055B (5.5hp) and SAC32775B (7.5hp) are heavy-duty 3-phase units. 3-Cylinder units, Model No's SAC32055B and SAC32775B, give extra cfm pound for pound compared to standard 2-cylinder units. Freestanding rubber feet supplied or can be bolted to the ground (bolts not included). All pumps feature heavy-duty full cast cylinders, capped by alloy heads for improved heat dissipation and long-life. Supplied with hose reel holder (not SAC32775B) to keep your workspace tidy. Each unit includes a drain valve for easy release of condensed water build-up in the tank.



Slow Running Cast Iron Cylinder **3 YEAR GUARANTEE*** Premier **75+ KG HEAVY ITEM**



For information on our SharkBite® range, see pages 796 to 797.

	A	B
Model No:	SAC3103B	SAC3153B
Motor Output:	3hp	3hp
Supply:	230V/16A	230V/16A
Plug Type:	Bare Wire	Bare Wire
Power Supply Cable Length:	1.7m	1.7m
Phase:	1ph	1ph
Speed:	1140rpm	1243rpm
Air Displacement cfm(L/min):	12.3(347)	13.4(380)
Maximum Free Air Delivery cfm(L/min):	9.5(270)	10.9(310)
Maximum Pressure:	145psi(10bar)	145psi(10bar)
Receiver Capacity:	100L	150L
Outlet:	High-Flow Quick Release Coupling	High-Flow Quick Release Coupling
Size (W x D x H):	980 x 500 x 800mm	1210 x 600 x 970mm
Weight:	76kg	89kg

C



200L
3hp
13.4 cfm

D



200L
3hp
13.4 cfm
3 PHASE

Slow Running

Cast Iron Cylinder

3 YEAR
GUARANTEE*



Premier

E



200L
5.5hp
20.7 cfm

F



270L
7.5hp
29.7 cfm



Slow Running

Cast Iron Cylinder

3 YEAR
GUARANTEE*



Premier

	C	D	E	F
Model No:	SAC3203B	SAC3203B3PH	SAC32055B	SAC32775B
Motor Output:	3hp	3hp	5.5hp	7.5hp
Supply:	230V/16A	415V/32A	415V/32A	415V/32A
Plug Type:	Bare Wire	Bare Wire	Bare Wire	Bare Wire
Power Supply Cable Length:	1.7m	2.5m	2.5m	2m
Phase:	1ph	3ph	3ph	3ph
Speed:	1243rpm	1243rpm	1181rpm	970rpm
Air Displacement cfm(L/min):	13.4(380)	13.4(380)	20.7(585)	29.7(840)
Maximum Free Air Delivery cfm(L/min):	10.9(310)	10.9(310)	15.9(450)	26.2(742)
Maximum Pressure:	145psi(10bar)	145psi(10bar)	145psi(10bar)	145psi(10bar)
Receiver Capacity:	200L	200L	200L	270L
Outlet:	High-Flow Quick Release Coupling	High-Flow Quick Release Coupling	1/4" BSP	1/2" BSP
Size (W x D x H):	1410 x 600 x 1020mm	1410 x 600 x 1020mm	1430 x 500 x 970mm	1500 x 620 x 1080mm
Weight:	103kg	103kg	121kg	193kg

**A-B SEE TABLE****Belt Drive Air Compressors with Cast Cylinders**

High output units suitable for the professional workshop. Both units are fitted with two genuine 3hp motors and two identical pumps. Twin capacitors and a centrifugal switch aid trouble-free starting on a 230V 32A supply. These units are supplied with a control box featuring a stepped start up to prevent high Amp spikes. Pumps feature heavy-duty full cast cylinders, capped by alloy heads for improved heat dissipation and long-life. Heavy-duty drive guards protect belt and flywheel that is designed to also force air over the pump to aid cooling.

	A	B
Model No:	SAC1276B	SAC2276B
Motor Output:	3hp (x2)	3hp (x2)
Supply:	230V/32A	230V/32A
Plug Type:	Bare Wire	Bare Wire
Power Supply Cable Length:	1.2m	1.6m
Phase:	1ph	1ph
Speed:	1636rpm	1280rpm
Air Displacement cfm(L/min):	26.8(759)	30(850)
Maximum Free Air Delivery cfm(L/min):	19.4(549)	21.8(618)
Maximum Pressure:	145psi(10bar)	145psi(10bar)
Receiver Capacity:	270L	270L
Outlet:	3/4" BSP Female Tap	3/4" BSP Female Tap
Size (W x D x H):	1550 x 540 x 935mm	1550 x 540 x 960mm
Weight:	138kg	150kg

**C-E SEE RIGHT****Air Compressor Pump Cylinders**

Finned flywheel designed to aid pump cooling. Heavy-duty full cast cylinders, capped by alloy heads for improved heat dissipation and long-life.

	C	D	E
Model No:	SAC3203B.02	SAC32055B.02	SAC32775B.02
Cylinders:	2	3	3
Minimum Required Motor Power:	3hp	5.5hp	7.5hp
Weight:	20.8kg	27.4kg	48.7kg

**F-H SEE RIGHT****Air Compressor Electrical Motors**

Replacement motors for air compressors and electric driven machines. Three motors ranging between 3hp & 7.5hp. Fan ventilated design to aid motor cooling.

	F	G	H
Model No:	SAC3203B.03	SAC32055B.03	SAC32775B.03
Motor Power:	3hp	5.5hp	7.5hp
Supply:	230V	415V	415V
Weight:	15.6kg	28.6kg	41kg



2 STAGE PUMP

MADE IN ITALY

200L

5.5hp

20.7 cfm

75+ KG HEAVY ITEM

3 PHASE



270L

7.5hp

29.3 cfm

2 STAGE PUMP

MADE IN ITALY

75+ KG HEAVY ITEM

3 PHASE



2 STAGE PUMP

MADE IN ITALY

270L

7.5hp

29.7 cfm

75+ KG HEAVY ITEM

3 PHASE



WHEEL KIT - FIXED COMPRESSORS

All static compressors may be fitted with this workshop wheel kit which includes two fixed and two castor wheels. Order Model No. **COMPKIT5**.



All models on this page feature Twin Belt Drive.

A-C SEE TABLE

Belt Drive Air Compressors 3ph 2-Stage with Cast Cylinders

Heavy-duty compressors suitable for the professional workshop. 2-Stage pump system coupled with a 3-phase motor maximizes performance to keep running costs low compared to single stage single phase models. Pumps feature heavy-duty full cast cylinders, capped by alloy heads for improved heat dissipation and long-life. Heavy-duty drive guards protect belt and flywheel that is designed to also force air over the pump to aid cooling. Model No. SACV52775B has a 270L vertical space-saving tank without compromising on volume.

	A	B	C
Model No:	SAC42055B	SACV52775B	SAC52775B
Motor Output:	5.5hp	7.5hp	7.5hp
Supply:	415V/32A	415V/32A	415V/32A
Plug Type:	Bare Wire	Bare Wire	Bare Wire
Power Supply Cable Length:	1.8m	1.8m	1.8m
Phase:	3ph	3ph	3ph
Speed:	1490rpm	1280rpm	1280rpm
Air Displacement cfm(L/min):	20.7(586)	29.3(830)	29.7(841)
Maximum Free Air Delivery cfm(L/min):	15.1(419)	22.6(640)	21.5(609)
Maximum Pressure:	145psi(10bar)	145psi(10bar)	145psi(10bar)
Receiver Capacity:	200L	270L	270L
Outlet:	1/2" BSP Female Tap	3/4" BSP Female Tap	1/2" BSP Female Tap
Size (W x D x H):	1440 x 440 x 965mm	770 x 620 x 1775mm	1550 x 510 x 1070mm
Weight:	135kg	200kg	143kg




A

500L

7.5hp

29.3
cfm2
STAGE
PUMP**A SAC5075B****500L Belt Drive Air Compressor 7.5hp 3ph 2-Stage with Cast Cylinders**

Heavy-duty 3-phase compressor suitable for the professional workshop. 2-Stage pump system coupled with a 7.5hp motor maximizes performance to keep running costs low compared to single stage, single phase model. Pump features heavy-duty full cast cylinders, capped by an alloy head for improved heat dissipation and long-life. Heavy-duty drive guards protect belt and flywheel that is designed to force air over the pump to aid cooling. Supplied with full CE certification, test certificates and operating/maintenance manual.



Supplied with a Star Delta Starter, which must be used to connect to the power supply in order to comply with current legislation.

Motor Output:	7.5hp
Supply:	415V/32A
Plug Type:	Bare Wire
Power Supply Cable Length:	1.8m
Phase:	3ph
Speed:	1280rpm
Air Displacement cfm(L/min):	29.3(830)
Maximum Free Air Delivery cfm(L/min):	22.6(640)
Maximum Pressure:	145psi(10bar)
Receiver Capacity:	500L
Outlet:	3/4" BSP Female Tap
Size (W x D x H):	2000 x 700 x 1230mm
Weight:	255kg



B

24L

2.5hp

10.3
cfmV-Twin
Pump

57dB(A)

**B SAC82425VLN****24L Low Noise Cabinet V-Twin Air Compressor 2.5hp**

Cast iron cylinder head, compact size and quiet running features make this compressor unit suitable for installation near or in working area. Noise output is just 57dB(A) at 1m. Includes heavy-duty single phase electric motor with soft start circuitry to enable smooth operation from 13A supply. Integral 24L tank may be supplemented by additional receiver (see Model No. SA200T). Regulated pressure output with gauges on control panel for precise adjustment. Fitted with 3-pin plug.

Motor Output:	2.5hp
Supply:	230V/13A
Plug Type:	3-Pin
Power Supply Cable Length:	3m
Phase:	1ph
Noise Level:	57dB(A)
Air Displacement cfm(L/min):	10.3(292)
Maximum Free Air Delivery cfm(L/min):	7.5(212)
Maximum Pressure:	145psi(10bar)
Receiver Capacity:	24L
Outlet:	1/4" BSP Female Thread
Size (W x D x H):	490 x 700 x 930mm
Weight:	96kg



C

200L

**C SA200T****200L Vertical Air Compressor Tank**

Compressed air receiver manufactured to meet Pressure Vessel Directive and supplied with test certificate. Includes fitting kit, safety valve, gauge and drain valve (hose not included). Can also be used in conjunction with other Sealey compressors.

Capacity:	200L
Dimensions (Height x Diameter):	1554 x Ø446mm

A-C SEE TABLE

Low Noise Belt Drive Air Compressors with Cast Cylinders

Heavy-duty low noise compressors suitable for garage, bodyshop and industrial applications. Cast iron cylinder heads enable lower RPM to improve pump life. Fully enclosed, insulated design gives quiet running and protects vital components from damage. Features fully automatic pressure cut-out switch and tank pressure gauge. Heavy-duty, single or 3-phase electric motors with soft start feature. Control box features tachometer for monitoring use and optimising service times.



Features hour meter to help ensure filters and oil are changed at regular service intervals.



Heavy-duty pump and outer assembly fully enclosed to give low noise output.



Oil level gauge with tapped drain outlet for easy oil change when required.

A



200L

3hp

15.0 cfm

68dB(A)

Low Noise



B

270L

5.5hp

21.1 cfm

69dB(A)

Low Noise

2 STAGE PUMP



C

270L

7.5hp

32.6 cfm

66dB(A)

Low Noise

2 STAGE PUMP



A

B

C

	A	B	C
Model No:	SAC2203BLN	SAC42755BLN	SAC72775BLN
Motor Output:	3hp	5.5hp	7.5hp
Supply:	230V/16A	415V/32A	415V/32A
Plug Type:	3-Pin	Bare Wire	Bare Wire
Power Supply Cable Length:	1.5m	1.5m	1.5m
Phase:	1ph	3ph	3ph
Speed:	1075rpm	1516rpm	1280rpm
Noise Level:	68dB(A)	69dB(A)	66dB(A)
Air Displacement cfm(L/min):	15(425)	21.1(598)	32.6(924)
Maximum Free Air Delivery cfm(L/min):	10.9(309)	15.3(434)	23.6(668)
Maximum Pressure:	145psi(10bar)	145psi(10bar)	145psi(10bar)
Receiver Capacity:	200L	270L	270L
Outlet:	1/2" BSP Female Tap	1/2" BSP Female Tap	1/2" BSP Female Tap
Size (W x D x H):	1440 x 440 x 1210mm	1550 x 600 x 1260mm	1550 x 600 x 1260mm
Weight:	175kg	198kg	213kg

A-B SEE TABLE**50L Belt Drive Air Compressors with Petrol Engine**

Fully mobile compressors fitted with Honda power unit coupled to heavy-duty, twin piston, cast iron pump. Fitted with heavy-duty rubber transport wheels and protected by 360° roll cage. Heavy-duty drive guard protects belt and flywheel that is designed to also force air over the pump to aid cooling. Features twin gauges and air outlet regulator. Both models run on unleaded fuel.

C SA1565**150L Belt Drive Air Compressor with Petrol Engine 6.5hp**

Static compressor with Honda GX200 6.5hp power unit coupled to heavy-duty, 2-stage twin piston, cast iron pump. Pump has heavy-duty full cast cylinders, capped by alloy heads for improved heat dissipation and long-life. Heavy-duty drive guard protects belt and flywheel that is designed to also force air over the pump to aid cooling. Features twin gauges and air outlet regulator. Runs on unleaded fuel.

**WHEEL KIT - FIXED COMPRESSORS**

All static compressors may be fitted with this workshop wheel kit which includes two fixed and two castor wheels. Order Model No. **COMPKIT5**.

**D SA686****1" Sq Drive Air Impact Wrench - Twin Hammer**

For full details, see page 807.

A

50L

4hp

10.7
cfmPOWERED by
HONDA™**B**

50L

5.5hp

15.8
cfmPOWERED by
HONDA™**C**

150L

6.5hp

20.9
cfm2
STAGE
PUMPPOWERED by
HONDA™**A****B****C**

	A	B	C
Model No:	SA5040	SA5055	SA1565
Motor Output:	4hp	5.5hp	6.5hp
Motor Type:	Honda GC135 Petrol	Honda GX160 Petrol	Honda GX200 Petrol
Air Displacement cfm(L/min):	10.7(303)	15.8(447)	20.9(591)
Maximum Free Air Delivery cfm(L/min):	7.8(220)	11.5(326)	15.2(430)
Maximum Pressure:	145psi(10bar)	145psi(10bar)	145psi(10bar)
Receiver Capacity:	50L	50L	150L
Outlet:	1/4" BSP & 3/8" BSP Female Tap	1/4" BSP & 3/8" BSP Female Tap	1/2" BSP Female Tap
Noise Level:	76dB(A)	76dB(A)	97dB(A)
Size (W x D x H):	970 x 470 x 730mm	970 x 470 x 760mm	1360 x 540 x 1110mm
Weight:	63kg	67kg	103kg



- 6.5m
- 10m
- 12m
- 15m
- 150psi



A-D SEE BELOW

Workshop Series Retractable PU Air Hose Reels

Heavy-duty polypropylene casing. Double braided polyurethane hose reels fitted with 1/4" BSP female inlets and 1/4" BSPT male outlets. Features auto-layering mechanism which distributes air hose evenly back into the reel housing preventing it from jamming. Supplied with mounting bracket and fixing kit for attachment onto walls or ceilings.

Auto Layering

Ø6.5mm ID Ø8mm ID

	A	B	C	D
Model No:	SA811	SA812	SA813	SA814
Hose Length:	6.5m	12m	10m	15m
Hose Size (ID/OD):	Ø6.5/10mm	Ø6.5/10mm	Ø8/12mm	Ø8/12mm
Maximum Pressure:	150psi	150psi	150psi	150psi
Inlet-Outlet:	1/4" BSP	1/4" BSP	1/4" BSP	1/4" BSP

E NEW



E SHG01

2pc Hose Guide Set

2-Piece set of hose guides helps stop air hoses, water hoses and electric cables from catching on tyres as you move around a vehicle. Can be mounted on a wall so hoses and cables can be stored.



- 15m
- 150psi
- Ø8mm ID
- HEAVY DUTY**

- 10m
- 150psi
- Ø10mm ID
- HEAVY DUTY**

F-G SEE TABLE

Workshop Series Retractable PU Air Hose Reels

Hard-wearing, composite cased, retracting air hose reels supplied with heavy-duty polyurethane hose. Reels feature ratchet or free-running operation. Supplied with mounting bracket for attachment onto walls or ceilings.

	F	G
Model No:	SA894	SA895
Hose Length:	15m	10m
Hose Size (ID/OD):	Ø8/12mm	Ø10/15mm
Maximum Pressure:	150psi	150psi
Inlet-Outlet:	1/4" BSP	3/8" BSP



**A-D SEE BELOW****Auto-Rewind Control Air Hose Reels**

Composite housing with heavy-duty wall mounting swivel bracket. Model No. SA821 fitted with high quality Ø8mm ID PU hose. Auto-layering mechanism distributes air hose evenly back into reel housing preventing it from jamming. Suitable for professional garages and workshops. Model No's SA822, SA823 and SA824 supplied with high quality Ø10mm ID rubber hose. Hose can be extended and stopped at any length. Controlled, slow rewind which, unlike traditional retractable reels, returns the air hose at a safe speed. Auto-layering mechanism distributes air hose evenly back into reel housing preventing it from jamming. Suitable for professional garages and workshops.

	A	B	C	D
Model No:	SA821	SA822	SA823	SA824
Hose Length:	10m	15m	20m	30m
Hose Size (ID/OD):	Ø8/12mm	Ø10/16.5mm	Ø10/16.5mm	Ø10/16.5mm
Maximum Pressure:	250psi	250psi	250psi	250psi
Hose Type:	PU	Rubber	Rubber	Rubber
Inlet-Outlet:	1/4"BSP	1/4"BSP	1/4"BSP	1/4"BSP

**E SA90****12m Retractable Air Hose Reel
Ø8mm ID Polyurethane Hose**

Robust metal case for heavy-duty applications. TPU (Thermoplastic Polyurethane) Hose can be extended and retracted by simple pull and release mechanism. Supplied with swivel mounting bracket for fixing to wall or ceiling.

Hose Length:	12m
Hose Size (ID/OD):	Ø8/12mm
Maximum Pressure:	280psi
Hose Type:	TPU
Inlet-Outlet:	Ø8mm - 1/4"BSP

**F-G SEE BELOW****Retractable Air Hose Reels**

Tough, durable design suitable for professional workshops. Features a solid brass internal spindle for added strength and durability. Auto-rewind mechanism with self layering system provides tangle-free operation. Positive latching at every full revolution of inner drum for hose length control. Fitted with reinforced PVC braided hose. Supplied with heavy-duty swivel mounted wall bracket and 2m inlet hose.

	F	G
Model No:	SA93	SA94
Hose Length:	20m	15m
Hose Size (ID/OD):	Ø10/16mm	Ø12.5/18.5mm
Maximum Pressure:	300psi	300psi
Hose Type:	Reinforced Braided PVC	Reinforced Braided PVC
Inlet-Outlet:	3/8"BSPT	1/2"BSPT

A 8m



B 15m



C

20m



300psi Ø10mm ID

Steel Reel

A-C SEE BELOW

**Retractable Air Hose Reels
Ø10mm ID - Rubber Hose**

Heavy-duty steel construction with corrosion resistant powder coated finish. 9-Position guide arm with four non-sag rollers. Multi-position ratchet lock. L-Shaped bracket enables the unit to be wall, floor or ceiling mounted.

	A	B	C
Model No:	SA84	SA841	SA85
Hose Length:	8m	15m	20m
Hose Size (ID/OD):	Ø10/17mm	Ø10/17mm	Ø10/17mm
Maximum Pressure:	300psi	300psi	300psi
Hose Type:	Rubber	Rubber	Rubber
Inlet-Outlet:	3/8"-1/4"BSP	3/8"-1/4"BSP	3/8"-1/4"BSP
D Optional Swivel Mounted Plate:	SA85SP	SA85SP	SA85SP

D



E

300psi 15m
Ø10mm ID



Steel Reel

F

250psi 20m
Ø10mm ID



G

250psi 15m
Ø13mm ID



**HEAVY
DUTY**

E SA841HV

**15m Retractable Air Hose
Ø10mm ID High-Visibility TPR Hose**

Steel construction with corrosion resistant powder coated finish. High visibility TPR air hose for added safety around the workshop. 9-Position guide arm with four non-sag rollers. Multi-position ratchet lock. L-Shaped bracket enables the unit to be wall, floor or ceiling mounted.

Hose Length:	15m
Hose Size (ID/OD):	Ø10/17mm
Maximum Pressure:	300psi
Hose Type:	TPR (PVC Outer)
Inlet-Outlet:	3/8"-1/4"BSP
D Optional Swivel Mounted Plate:	SA85SP

F-G SEE BELOW

Retractable Air Hose Reels - Rubber Hose

Tough, impact resistant, durable composite cases with wall/ceiling mounting bracket. Fitted with high quality rubber hose plus solid brass full flow inlet and outlet swivel connectors.

	F	G
Model No:	SA88	SA8812
Hose Length:	20m	15m
Hose Size (ID/OD):	Ø10/18mm	Ø13/20mm
Maximum Pressure:	250psi	250psi
Hose Type:	Rubber	Rubber
Inlet-Outlet:	3/8"-1/4"BSP	1/2"-1/2"BSP

A



Ø8mm ID

Ø10mm ID

A SEE BELOW

Air Leader Hoses with Tailpiece & 1/4" BSP Union

Rubber hoses for use between air tool and supply point. Avoids vibration damage to couplings. Supplied with tailpiece and 1/4" BSP female union and bend restrictors.

Model No:	Bore:	Length:
AH2R	Ø8mm(5/16")	600mm
AH2R/38	Ø10mm(3/8")	600mm

B-C SEE BELOW

Self-Build Hose Clip Sets

Select band width, cut to length and install using only a screwdriver and a pair of pliers. Never have the wrong sized hose clip again. Sets includes a length of banding and a selection of worm drive tension clips.

	B	C
Model No:	JC97	JC972
Band Length:	3m	3m
Band Width:	8mm	12.7mm
Worm Drive Tension Clips:	8pc	8pc

B-C



D

5m

Ø5mm ID



D AHK03

5m x Ø5mm PE Coiled Air Hose Kit with Coupling Kit

Air hose kit comprising PE coiled air hose fitted with 1/4" BSP female swivel unions, coupling/adaptor set and PTFE tape.

Contents: 5m x Ø5mm ID Air Hose, ACX60 Coupling Kit, 12m x 12mm PTFE Tape

E



F



G



E-I SEE BELOW

Coiled Air Hoses

Recoil type hoses help to keep working area tidy and free of hoses when not in use. Fitted with quick coupling and coupling body or 1/4" BSP swivel unions.

Model No:	Bore:	Length:	Fittings:
E SA305	Ø5mm	5m	Quick Release
F SA335	Ø5mm	5m	1/4" BSP Unions
G SA335G	Ø5mm	5m	1/4" BSP Unions
H AH10C/6	Ø6mm	10m	1/4" BSP Unions
I AH10C/8	Ø8mm	10m	1/4" BSP Unions

H-I



J

15m

Ø8mm ID



J AHK01

15m x Ø8mm Air Hose Kit with Connectors

Air hose kit comprising rubber alloy air hose fitted with 1/4" BSP female swivel unions manufactured to EN 5774, PCL Vertex coupling/adaptor set and PTFE tape.

Contents: 15m x Ø8mm ID Air Hose, 1/4" BSP Female Coupling Body, 1/4" BSP Female Screwed Adaptor, 1/4" BSPT Male Coupling Body, 1/4" BSPT Male Screwed Adaptor, 12m x 12mm PTFE Tape

K

15m

Ø10mm ID



K AHK02

15m x Ø10mm Extra-Heavy-Duty Air Hose Kit with Connectors

Extra-heavy-duty air hose kit comprising rubber air hose fitted with 1/4" BSP female swivel unions, rubber leader hose fitted with tailpiece and 1/4" BSP female swivel union both manufactured to EN 2398, PCL Vertex coupling/adaptor set and PTFE tape.

Contents: 15m x Ø10mm ID Air Hose, 600mm x Ø10mm ID Leader Hose, 1/4" BSP Female Coupling Body, 1/4" BSP Female Screwed Adaptor, 1/4" BSPT Male Coupling Body, 1/4" BSPT Male Screwed Adaptor, 1/4" BSPT Double Union, 12m x 12mm PTFE Tape

L

15m

Ø13mm ID



L AHK04

15m x Ø13mm High Flow Air Hose Kit with 100 Series Adaptors

Air hose kit comprising professional high quality rubber air hose fitted with 1/2" BSP female swivel unions manufactured to EN 2398, PCL 100 Series coupling/adaptor set and PTFE tape. Guaranteed silicone-free for use in the bodyshop.

Contents: 15m x Ø13mm ID Air Hose, 1/2" BSPT Female 100 Series Coupling Body, 1/2" BSPT 100 Series Adaptor, 12m x 12mm PTFE Tape



Silicone-Free

A SEE BELOW

Air Hoses with 1/4" BSP Unions

Manufactured in accordance to EN 2398. Rubber alloy air hose suitable for garage and bodyshop applications. Fitted with 1/4" BSP female swivel unions. Available with both Ø8mm(5/16") or Ø10mm(3/8") bores in various lengths.

Model No:	Bore:	Length:
AHC5	Ø8mm(5/16")	5m
AHC10	Ø8mm(5/16")	10m
AHC15	Ø8mm(5/16")	15m
AHC20	Ø8mm(5/16")	20m
AHC538	Ø10mm(3/8")	5m
AHC1038	Ø10mm(3/8")	10m
AHC1538	Ø10mm(3/8")	15m
AHC2038	Ø10mm(3/8")	20m



Silicone-Free

D SEE BELOW

High-Visibility Air Hoses with 1/4" BSP Unions

High-visibility for added safety around the workshop and on site. Manufactured in accordance with EN 5774. Features high grade TPR (Thermoplastic Rubber) inner tube and a reinforced PVC outer coating, which remains flexible in low temperatures. Fitted with 1/4" BSP female swivel unions. Silicone-free for use in the bodyshop.

Model No:	Bore:	Length:
AHFC5	Ø8mm(5/16")	5m
AHFC10	Ø8mm(5/16")	10m
AHFC15	Ø8mm(5/16")	15m
AHFC20	Ø8mm(5/16")	20m
AHFC538	Ø10mm(3/8")	5m
AHFC1038	Ø10mm(3/8")	10m
AHFC1538	Ø10mm(3/8")	15m
AHFC2038	Ø10mm(3/8")	20m



HEAVY DUTY

Silicone-Free

B SEE BELOW

Heavy-Duty Air Hoses with 1/4" BSP Unions

Manufactured in accordance to EN 2398. Rubber alloy air hose suitable for garage or bodyshop applications. Fitted with 1/4" BSP female swivel unions. Black hose available with both Ø8mm(5/16") or Ø10mm(3/8") bores in various lengths.

Model No:	Bore:	Length:
AH5RX	Ø8mm(5/16")	5m
AH10RX	Ø8mm(5/16")	10m
AH15RX	Ø8mm(5/16")	15m
AH20RX	Ø8mm(5/16")	20m
AH30RX	Ø8mm(5/16")	30m
AH5RX/38	Ø10mm(3/8")	5m
AH10RX/38	Ø10mm(3/8")	10m
AH15RX/38	Ø10mm(3/8")	15m
AH20RX/38	Ø10mm(3/8")	20m
AH30RX/38	Ø10mm(3/8")	30m



Silicone-Free

E SEE BELOW

High-Visibility Hybrid Air Hoses with 1/4" BSP Unions

PVC and rubber blend air hose that provides greater flexibility, even in cold temperatures as low as -40°C. High-visibility for added safety around the workplace. No memory recoil effect allows the airline to lay flat. Manufactured in accordance with EN 5774. Features high grade TPR (Thermoplastic Rubber) inner tube and outer coating, offering lightweight, superior bend radius and durability. Fitted with 1/4" BSP female swivel unions. Silicone-free for use in the bodyshop.

Model No:	Bore:	Length:
AHHC5	Ø8mm(5/16")	5m
AHHC10	Ø8mm(5/16")	10m
AHHC15	Ø8mm(5/16")	15m
AHHC20	Ø8mm(5/16")	20m
AHHC538	Ø10mm(3/8")	5m
AHHC1038	Ø10mm(3/8")	10m
AHHC1538	Ø10mm(3/8")	15m
AHHC2038	Ø10mm(3/8")	20m



EXTRA HEAVY DUTY

Silicone-Free

C SEE BELOW

Extra-Heavy-Duty Air Hoses with 1/4" BSP Unions

High quality rubber air hoses manufactured to EN 2398. Cut into preset lengths and fitted with female swivel unions (1/4" BSP on blue 8mm(5/16") and 10mm(3/8") bore, 1/2" BSP on black 13mm(1/2") bore). Guaranteed silicone-free for use in the bodyshop.

Model No:	Bore:	Length:
AH5R	Ø8mm(5/16")	5m
AH10R	Ø8mm(5/16")	10m
AH15R	Ø8mm(5/16")	15m
AH20R	Ø8mm(5/16")	20m
AH30R NEW	Ø8mm(5/16")	30m
AH5R/38	Ø10mm(3/8")	5m
AH10R/38	Ø10mm(3/8")	10m
AH15R/38	Ø10mm(3/8")	15m
AH20R/38	Ø10mm(3/8")	20m
AH30R/38 NEW	Ø10mm(3/8")	30m
AH5R/12	Ø13mm(1/2")	5m
AH10R/12	Ø13mm(1/2")	10m
AH15R/12	Ø13mm(1/2")	15m
AH20R/12	Ø13mm(1/2")	20m
AH30R/12 NEW	Ø13mm(1/2")	30m



Silicone-Free

Ø8mm ID 10m

F AHHC10G

10m x Ø8mm High-Visibility Hybrid Air Hose with 1/4" BSP Unions

PVC and rubber blend air hose that provides greater flexibility, even in cold temperatures as low as -40°C. High visibility for added safety around the workplace. No memory recoil effect allows the airline to lay flat. Manufactured in accordance with EN 5774. Features high grade TPR (Thermoplastic Rubber) inner tube and outer coating, offering lightweight, superior bend radius and durability. Features bend restrictors which increases the life of the hose. Fitted with 1/4" BSP female swivel unions. Silicone-free for use in the bodyshop.

Bore:	Ø8mm(5/16")
Length:	10m
Fittings:	1/4" BSP

PCL Couplings & Adaptors

Manufactured in the UK. Ideal for workshop/engineering use with all types of wrenches, sanders and grinders. Adaptors will fit Vertex slim type coupling bodies. Free airflow rate at 100psi(7bar): 35-43cfm(991-1218L/min).

PCL



A-C & L-M

Stainless steel springs for long life.



A



A SEE BELOW

Couplings - Male Thread

Model No:	Type:	Thread Size:	Pack Qty:
AC01	Male Thread	1/4"BSPT	1
ACP01	Male Thread	1/4"BSPT	5
AC01BP	Male Thread	1/4"BSPT	50
AC62	Male Thread	3/8"BSPT	1
AC63	Male Thread	1/2"BSPT	1

B



B SEE BELOW

Couplings - Female Thread

Model No:	Type:	Thread Size:	Pack Qty:
AC13	Female Thread	1/4"BSP	1
ACP13	Female Thread	1/4"BSP	5
AC13BP	Female Thread	1/4"BSP	50
AC64	Female Thread	3/8"BSP	1
AC65	Female Thread	1/2"BSP	1

D



D SEE BELOW

Adaptors - Male Thread

Model No:	Type:	Thread Size:	Pack Qty:
AC04	Male Thread	1/4"BSPT	5
ACP04	Male Thread	1/4"BSPT	15
AC04BP	Male Thread	1/4"BSPT	100
AC19	Male Thread	3/8"BSPT	5
AC68	Male Thread	1/2"BSPT	5

E



E SEE BELOW

Adaptors - Female Thread

Model No:	Type:	Thread Size:	Pack Qty:
AC18	Female Thread	1/4"BSP	5
ACP18	Female Thread	1/4"BSP	15
AC18BP	Female Thread	1/4"BSP	100
AC69	Female Thread	3/8"BSP	5
AC70	Female Thread	1/2"BSP	5

G




G SEE BELOW

Double End Tailpieces

Model No:	Hose Size:	Pack Qty:
AC10	1/4" Bore	5
AC50	5/16" Bore	5
AC11	3/8" Bore	5
AC51	1/2" Bore	2

H



H SEE BELOW


Tailpieces - Male Thread

Model No:	Thread Size:	Hose Size:	Pack Qty:
AC38	1/4"BSPT	3/16" Bore	5
AC08	1/4"BSPT	1/4" Bore	5
AC39	1/4"BSPT	5/16" Bore	5
AC09	1/4"BSPT	3/8" Bore	5
AC40	1/4"BSPT	1/2" Bore	5
AC41	3/8"BSPT	3/8" Bore	5
AC42	3/8"BSPT	1/2" Bore	5

J



K



J AC12

1/4"BSPT Double Union

Type:	Male Thread
Thread Size:	1/4"BSPT
Pack Qty:	5

K SEE BELOW

Union Nuts

Model No:	Thread Size:	Pack Qty:
AC48	1/4"BSP	5
AC49	3/8"BSP	5
AC52	1/4"BSP	3

AC52 fits AC46 only.

L



L AC61

1/4"BSP Air Tool Coupling Kit

Kit comprising of female threaded coupling body and male threaded adaptor. Fitted with 1/4"BSP threads. Suitable for most air tool applications. Use in conjunction with Model No. AH2R Whip/Leader Hose Assembly (see page 788).

Thread Size:	1/4"BSP
Pack Qty:	2pc Kit

C



C SEE BELOW

Couplings - Tailpiece

Model No:	Type:	Hose Size:	Pack Qty:
AC66	Tailpiece	5/16" Bore	1
AC67	Tailpiece	3/8" Bore	1

F




F SEE BELOW

Adaptors - Tailpiece

Model No:	Type:	Hose Size:	Pack Qty:
AC20	Tailpiece	3/16" Bore	5
AC06	Tailpiece	1/4" Bore	5
AC21	Tailpiece	5/16" Bore	5
AC07	Tailpiece	3/8" Bore	5
AC71	Tailpiece	1/2" Bore	5

I



I SEE BELOW

Coned Tailpieces

Model No:	Hose Size:	Union Nut Size:	Pack Qty:
AC44	1/4" Bore	1/4"BSPT	5
AC45	5/16" Bore	1/4"BSPT	5
AC46	3/8" Bore	1/4"BSPT	5

M



M AC60

1/4"BSP Air Tool Coupling Kit

Kit comprising of male threaded coupling body together with male and female threaded adaptors. Fitted with 1/4"BSP threads. Suitable for most air tool applications.

Thread Size:	1/4"BSP
Pack Qty:	3pc Kit

A-D SEE BELOW

PCL Vertex Couplings

Manufactured in the UK. Slim profile bodies suitable for trailing hose applications such as portable garage and workshop tools. Compatible with standard coupling adaptors. Free airflow rate at 100psi(7bar): 35-43cfm (991-1218L/min).



B SEE BELOW
Couplings - Male Thread

Model No:	Type:	Thread Size:	Pack Qty:
AC16	Male Thread	1/4"BSPT	1
ACP16	Male Thread	1/4"BSPT	5
AC16BP	Male Thread	1/4"BSPT	50
AC72	Male Thread	3/8"BSPT	1
AC73	Male Thread	1/2"BSPT	1



B SEE BELOW
Couplings - Female Thread

Model No:	Type:	Thread Size:	Pack Qty:
AC15	Female Thread	1/4"BSP	1
ACP15	Female Thread	1/4"BSP	5
AC15BP	Female Thread	1/4"BSP	50
AC74	Female Thread	3/8"BSP	1
AC75	Female Thread	1/2"BSP	1



C SEE BELOW
Couplings - Tailpiece

Model No:	Type:	Hose Size:	Pack Qty:
AC76	Tailpiece	5/16" Bore	1
AC77	Tailpiece	3/8" Bore	1



D SEE BELOW
Twin Couplings - Y-Adaptor

Model No:	Type:	Pack Qty:
AC55	Vertex	1
AC87	Standard	1

F-I SEE BELOW
PCL 100 Series Couplings

Manufactured in the UK. Suitable for applications where greater airflow rates are required. Ideal for industrial applications and for use on heavy portable tools such as 3/4" and 1" air impact wrenches. Compatible only with 100 Series coupling adaptors. Free airflow rate at 100psi(7bar): 100-117cfm(2832-3313L/min).



F AC23
Coupling - Male Thread

Type:	Thread Size:	Pack Qty:
Male Thread	1/2"BSPT	1



G AC22
Coupling - Female Thread

Type:	Thread Size:	Pack Qty:
Female Thread	1/2"BSP	1



H SEE BELOW
Adaptors

Model No:	Type:	Thread Size:	Pack Qty:
AC24	Female Thread	3/8"BSP	2
AC25	Male Thread	3/8"BSPT	2
AC26	Male Thread	1/2"BSPT	2



I SEE BELOW
Adaptors - Tailpiece

Model No:	Type:	Hose Size:	Pack Qty:
AC27	Tailpiece	1/2" Bore	2
AC28	Tailpiece	3/8" Bore	2



E AC110K
110pc Air Coupling Kit

Popular selection of air line couplings, hose connections and adaptors. Ideal for air supply system maintenance and service engineers, as well as van and countertop sales. Supplied in a storage case.

Contents: Coupling Male 1/4"BSPT (x10), Coupling Female 1/4"BSP (x10), Adaptor Male 1/4"BSPT (x20), Adaptor Female 1/4"BSP (x15), Adaptor Tailpiece 1/4" Bore Hose (x10), Tailpiece Male 1/4"BSPT - 1/4" Hose (x10), Tailpiece Male 1/4"BSPT - 3/8" Hose (x10), Double Male Union 1/4"BSPT to 1/4"BSPT (x10), Adaptor 1/2"BSPT Male to 1/4"BSPT Female (x15)



All PCL Couplings are manufactured in Great Britain.

J-K SEE BELOW
PCL Safeflow Couplings



Manufactured in the UK. 2-Stage, self-venting release system enhancing workshop safety. Conforms to ISO 4414:2010 and EN 983:1996. Compatible with PCL standard adaptors. Free airflow rate at 100psi(7bar): 35-43cfm (991-1218L/min).



J AC56
Safety Coupling - Male Thread

Type:	Thread Size:	Pack Qty:
Male Thread	1/4"BSPT	1



K AC57
Safety Coupling - Female Thread

Type:	Thread Size:	Pack Qty:
Female Thread	1/4"BSP	1

A-F SEE BELOW**PCL XF Vertex Couplings & Adaptors**

Manufactured in the UK. High Flow Rate enhances tool efficiency. Hardened steel construction with corrosive resistant finish. Compatible only with XF coupling adaptors. Free airflow rate at 100psi(7bar): 100-130cfm(2832-3681L/min).

**A SEE BELOW****Couplings - Male Thread**

Model No:	Type:	Thread Size:	Pack Qty:
AC30	Male Thread	1/4"BSPT	1
AC32	Male Thread	3/8"BSPT	1
AC78	Male Thread	1/2"BSPT	1

**B SEE BELOW****Couplings - Female Thread**

Model No:	Type:	Thread Size:	Pack Qty:
AC29	Female Thread	1/4"BSP	1
AC31	Female Thread	3/8"BSP	1
AC79	Female Thread	1/2"BSP	1

**C SEE BELOW****Couplings - Tailpieces**

Model No:	Type:	Hose Size:	Pack Qty:
AC80	Tailpiece	5/16" Bore	1
AC81	Tailpiece	3/8" Bore	1
AC82	Tailpiece	1/2" Bore	1

**D SEE BELOW****Adaptors - Male Thread**

Model No:	Type:	Thread Size:	Pack Qty:
AC34	Male Thread	1/4"BSPT	2
AC83	Male Thread	3/8"BSPT	2
AC84	Male Thread	1/2"BSPT	2

**E SEE BELOW****Adaptors - Female Thread**


Model No:	Type:	Thread Size:	Pack Qty:
AC33	Female Thread	1/4"BSP	2
AC85	Female Thread	3/8"BSP	2
AC86	Female Thread	1/2"BSP	2

**F SEE BELOW****Adaptors - Tailpieces**


Model No:	Hose Size:	Pack Qty:
AC35	5/16" Bore	2
AC36	3/8" Bore	2
AC37	1/2" Bore	2

G-L SEE BELOW**Economy Airline Couplings**

Economy fittings, compatible with UK style couplings. Ideal for general workshop use with all types of air tool. Free airflow rate at 100psi(7bar): 35-40cfm(991-1133L/min).

**G SEE BELOW****Couplings - Male Thread**

Model No:	Type:	Thread Size:	Pack Qty:
ACX01	Male Thread	1/4"BSPT	1
ACX01BP	Male Thread	1/4"BSPT	25

**H SEE BELOW****Couplings - Female Thread**

Model No:	Type:	Thread Size:	Pack Qty:
ACX13	Female Thread	1/4"BSP	1
ACX13BP	Female Thread	1/4"BSP	25

**I ACX55****Twin Coupling - Y-Adaptor**

Kit comprises male threaded coupling body together with male and female threaded adaptors. Fitted with 1/4"BSP threads. Suitable for most air tool applications.

Thread Size:	1/4"BSP
Pack Qty:	1

**J SEE BELOW****Adaptors - Male Thread**

Model No:	Type:	Thread Size:	Pack Qty:
ACX04	Male Thread	1/4"BSPT	5
ACX04BP	Male Thread	1/4"BSPT	50

**K SEE BELOW****Adaptors - Female Thread**

Model No:	Type:	Thread Size:	Pack Qty:
ACX18	Female Thread	1/4"BSP	5
ACX18BP	Female Thread	1/4"BSP	50

**L ACX60****1/4"BSP Air Tool Coupling Kit**

Kit comprises male threaded coupling body together with male and female threaded adaptors. Fitted with 1/4"BSP threads. Suitable for most air tool applications.

Thread Size:	1/4"BSP
Pack Qty:	3pc Kit



A ACH60
1/4" BSP High Flow Air Tool Coupling Kit

Kit comprises male threaded coupling body together with male and female threaded adaptors. Fitted with 1/4" BSP threads. Suitable for most air tool applications. Free airflow rate at 100psi(7bar): 130cfm(3681L/min).

Thread Size:	1/4" BSP
Pack Qty:	3pc Kit



D SA111
1/4" BSP Mini In-Line Air Tool Oiler with Filler

Oil mist lubrication for all 1/4" BSP inlet tools. Use with Sealey air tool oil for best results. Supplied with filler bottle.

Maximum Pressure:	120psi
--------------------------	--------



G ACX91
1/4" BSP Swivel Screwed Female Adaptor

Swivel adaptor allows for greater freedom of movement when connected to an air line. Free airflow rate at 100psi(7bar): 35-40cfm(991-1133L/min).

Type:	Female Thread
Thread Size:	1/4" BSP
Pack Qty:	1



H ACX90
1/4" BSPT Swivel Screwed Male Adaptor

Swivel adaptor allows for greater freedom of movement when connected to an air line. Free airflow rate at 100psi(7bar): 35-40cfm(991-1133L/min).

Type:	Male Thread
Thread Size:	1/4" BSPT
Pack Qty:	1



B SA900
1/4" BSP Z-Swivel Air Hose Connector with Regulator

Suitable for all air tools with 1/4" BSP connection. Swivel assembly gives greater freedom of movement to tool when connected to air line. Fitted with air valve for extra control over speed of power tool.

Inlet Size:	1/4" BSP - Female
Outlet Size:	1/4" BSPT - Male



E SEE BELOW
Air Tool Oil

BULK PACK

Maintain your air tools with a quality high performance air tool oil containing mineral lubricants and detergents.

Model No:	Pack Qty:	Size:
ATO/500	12	500ml
ATO500S	1	500ml
ATO/1000	12	1L
ATO1000S	1	1L



I SA906
1/4" BSP Lever Ball Valve

Lever style ball valve with male (1/4" BSPT) and female (1/4" BSP) inlet/outlet.

Type:	1/4" BSPT Male to 1/4" BSP Female
--------------	-----------------------------------



C SA902
1/4" BSP Z-Swivel Air Hose Connector

Suitable for all air tools with 1/4" BSP connection. Swivel assembly gives tool greater freedom of movement when connected to air line.

Inlet Size:	1/4" BSP - Female
Outlet Size:	1/4" BSPT - Male



F SEE BELOW
Double Unions & Adaptors

Model No:	Type:
SA1/1414	1/4" BSPT Male to 1/4" BSPT Male
SA1/1212	1/2" BSPT Male to 1/2" BSPT Male
SA1/1414FF	1/4" BSP Female to 1/4" BSP Female
SA1/1438F	1/4" BSPT Male to 3/8" BSP Female
SA1/1412F	1/4" BSPT Male to 1/2" BSP Female
SA1/3814F	3/8" BSPT Male to 1/4" BSP Female
SA1/1214F	1/2" BSPT Male to 1/4" BSP Female
SA1/1238F	1/2" BSPT Male to 3/8" BSP Female
SA1/1234	1/2" BSPT Male to 3/4" BSP Female
SA1/3412F	3/4" BSPT Male to 1/2" BSP Female



J SA907
3/8" BSP Lever Ball Valve

Lever style ball valve with female (3/8" BSP) inlet and outlet.

Type:	3/8" BSP Female to 3/8" BSP Female
--------------	------------------------------------

Speedfit® Air Supply Ring Main System

Install your own workshop compressed air ring main quickly, easily and competitively with this compressed air system (CAS).

A complete professional compressed air system can be installed quickly and easily, considerably reducing the need for specialist staff. Avoids extensive disruption and downtime.

Lightweight yet strong acetal copolymer fittings and nylon pipe runs, make handling and assembling the system far easier than an equivalent system in galvanized steel.

- ✓ Quick to install.
- ✓ Safe, secure and leak-proof.
- ✓ Simple to reconfigure.
- ✓ Lightweight and easy to handle.
- ✓ Corrosion resistant and maintenance-free.

Simple push action pipe fittings do away with preparing threaded tubes or applying solvents. Complex pipe and fitting configurations are also assembled more rapidly since the fittings can be disassembled and reconfigured quickly.

Installation Guidelines

For a comprehensive set of installation guidelines and recommendations, call or email our technical department on 01284 757505, technical@sealey.co.uk, or visit our website www.sealey.co.uk. As with all installation work a certain level of technical competence is required. Refer to 'Approved Code of Practice - Safety of Pressure Systems' available from HMSO.

Simple to Assemble



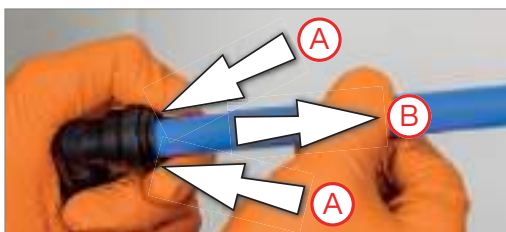
1. Cut pipe to size.



2. Push firmly into chosen fitting.



3. Pull on pipe to check secure.



To disconnect, depressurize system, push collet into base of fitting (A) and remove pipe (B). The fitting and pipe may be reused.



Illustration purposes only.

Important!
The Speedfit® system must not be used with explosive gases, petroleum spirits or other fuels. It is also not suitable for central heating systems.



System can be connected to existing ring main even if made of galvanized steel.

Technical Specification

Working Temperature Range: -20 to +70°C

The above specification refers to use with compressed air.

Working Pressure

This system is suitable for the following temperatures and pressures:

Temperature:	Pressure:
+23°C:	10bar
+70°C:	7bar

The above ratings are for air. For use with other fluids or at other temperatures and pressures please consult our technical sales department.

Pipe Types

These fittings are intended for use with Sealey nylon pipe but are also suitable for use with a wide range of plastic and soft metal pipes including UPVC, ABS, polyethylene, nylon, mild steel and copper to the tolerances set out below. Soft plastic pipe, such as nylon, should have a minimum wall thickness of 1.5mm. The pipe should have a good quality surface and be damage-free.

Pipe Tolerances

These fittings are intended for pipes with outside diameters to the following tolerances:

Size:	Ø15, 22 & 28mm OD		
Tolerance:	+0.05 to -0.10mm OD		

Torque Values

The following maximum torque values should be applied:

Size:	1/2"	3/4"	1"
Plastic Threads:	3Nm	4Nm	n/a
Metal Threads:	4Nm	5Nm	5Nm


Material Specification

The fittings are made up of three components: Bodies are produced in strong engineering plastic or in brass. O-Rings are nitrile rubber. Collets are produced in acetal copolymer with stainless steel teeth.

Applications

Pipe and fittings should be kept clean and undamaged before use. These products are designed for use with air. For other applications please contact our technical sales department.

SEALEY Speedfit®




A

A SEE BELOW

Nylon Pipes - Packs of 5

Rigid nylon air pipe suitable for all Sealey ring main fittings.

Model No:	Pack Qty:	Pipe OD:	Length:
CAS15NP	5	Ø15mm	3m
CAS22NP	5	Ø22mm	3m
CAS28NP	5	Ø28mm	3m



B

B CAS22AP

Aluminium Pipes - Pack of 5

Aluminium air pipe suitable for all Sealey ring main fittings.

Pack Qty:	5
Pipe OD:	Ø22mm
Length:	3m



C

D

C CAS28PC

28mm Pipe Clip - Pack of 20

Secure pipework to wall.

Model No:	Pack Qty:	Pipe OD:
CAS15PC	20	Ø15mm
CAS22PC	20	Ø22mm
CAS28PC	20	Ø28mm

D CASS

Spacer - Pack of 20

Provides additional distance between pipe and wall. Use with pipe clips.

Pack Qty:	20
------------------	----

A

A SEE BELOW
Straight Connectors

Equal connectors for nylon pipe.

Model No:	Pack Qty:	Pipe OD:
CAS15SC	5	Ø15mm
CAS22SC	5	Ø22mm
CAS28SC	5	Ø28mm

D

D CAS2215T
22-15mm Reducing Tee

Suitable for making drops from ring main to workstations.

Pipe OD:	Ø22mm
Stem OD:	Ø15mm
Pack Qty:	5

G

G SEE BELOW
Line End Plugs

Caps end of pipe.

Model No:	Pack Qty:	Stem OD:
CAS15P	5	Ø15mm
CAS22P	5	Ø22mm
CAS28P	5	Ø28mm

J

J CAS22WTT
22mm Equal Water Trap Tee

Stops water reaching air tools, spray guns, etc.

Pipe OD:	Ø22mm
Pack Qty:	1

M

M CASPB
Porting Block 5 x 1/2" BSP Connection

5-Way junction block with 1/2" BSP connections. Supplied with three blanking plugs.

Connection:	5 x 1/2" BSP
Pack Qty:	1

B

B SEE BELOW
Equal Elbows

90° Elbows with equal pipe fittings.

Model No:	Pack Qty:	Pipe OD:
CAS15EE	5	Ø15mm
CAS22EE	5	Ø22mm
CAS28EE	5	Ø28mm

E

E SEE BELOW
Straight Adaptors

Converts pipe end to male thread.

Model No:	Pack Qty:	Pipe OD:	Thread:
CAS15SA	2	Ø15mm	1/2" BSP
CAS22SA	2	Ø22mm	3/4" BSP
CAS28SA	2	Ø28mm	1" BSP

H

H SEE BELOW
Stem Elbows

Provides a simple return or can be swivelled in any direction.

Model No:	Pack Qty:	Pipe OD:
CAS15SE	2	Ø15mm
CAS22SE	2	Ø22mm

K

K SEE BELOW
Brass Straight Adaptors

Converts pipe end to male thread.

Model No:	Pack Qty:	Pipe OD:	Stem OD:
CAS15BSA	1	Ø15mm	Ø1/2" BSPT
CAS22BSA	1	Ø22mm	Ø3/4" BSPT
CAS28BSA	1	Ø28mm	Ø1" BSPT

N NEW

N SEE BELOW
Wall Box 3 x 1/2" BSP Connection

Up to three outputs for connecting air lines/cable reels. Supplied with two blanking plugs.

Model No:	Thread:
CAS12WB	1/2" BSP
CAS34WB	3/4" BSP

C

C SEE BELOW
Equal Tees

Divides main pipe run.

Model No:	Pack Qty:	Pipe OD:
CAS15ET	5	Ø15mm
CAS22ET	5	Ø22mm
CAS28ET	5	Ø28mm

F

F SEE BELOW
Stem Adaptors

Converts coupling to male thread.

Model No:	Pack Qty:	Stem OD:	Thread:
CAS15STA	2	Ø15mm	1/2" BSP
CAS22STA	2	Ø22mm	3/4" BSP

I

I SEE BELOW
Reducers

Reduces coupling to stem.

Model No:	Pack Qty:	Stem OD:	Pipe OD:
CAS2215	2	Ø15mm	Ø22mm
CAS2822	2	Ø22mm	Ø28mm
CAS2815	2	Ø15mm	Ø28mm

L

L SEE BELOW
Brass Wingback Elbows

Secures termination of pipe run at workstation.

Model No:	Pack Qty:	Pipe OD:	Thread:
CAS15BWE	1	Ø15mm	1/2" BSP
CAS22BWE	1	Ø22mm	3/4" BSP





Sharkbite® Air Supply Ring Main System

Install your own workshop compressed air ring main quickly, easily and competitively with this compressed air system (SBA). A complete professional compressed air system can be installed quickly and easily, considerably reducing the need for specialist staff. Avoids extensive disruption and downtime. Strong brass fittings and aluminium pipe runs, make handling and assembling the system far easier than an equivalent system in galvanized steel.

- ✓ Quick to install.
- ✓ Safe, secure and leak-proof.
- ✓ Simple to reconfigure.
- ✓ Lightweight and easy to handle.
- ✓ Corrosion resistant and maintenance-free.

Simple push action pipe fittings do away with preparing threaded tubes or applying solvents. Complex pipe and fitting configurations are also assembled more rapidly since the fittings can be disassembled and reconfigured quickly.

Installation Guidelines

For a comprehensive set of installation guidelines and recommendations, call or email our technical department on 01284 757505, technical@sealey.co.uk, or visit our website www.sealey.co.uk. As with all installation work a certain level of technical competence is required. Refer to 'Approved Code of Practice - Safety of Pressure Systems' available from HMSO.

Applications

Pipe and fittings should be kept clean and undamaged before use. These products are designed for use with air. For other applications please contact our technical sales department.

IMPORTANT! The Sealey SBA system must not be used with explosive gases, petroleum spirits or other fuels. It is also not suitable for central heating systems.

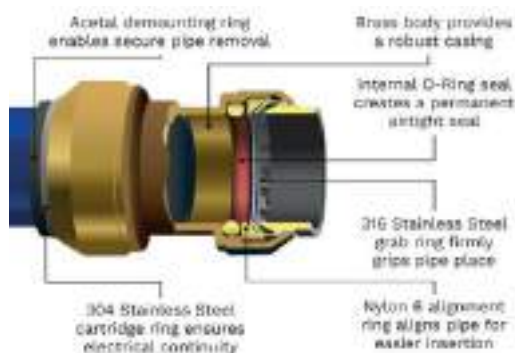
G NEW



G SEE BELOW
Reducing Tees

Suitable for making drops from ring main to workstations.

Model No:	Stem OD:	Pipe OD:
SBA2215T	Ø15mm	Ø22mm
SBA2822T	Ø22mm	Ø28mm



Inside SharkBite® Technology

A NEW



A SEE BELOW
Pipe Clips - Packs of 10

Secures pipework to wall.

Model No:	Pipe OD:	Pack Quantity:
SBA15PC	Ø15mm	10
SBA22PC	Ø22mm	10
SBA28PC	Ø28mm	10

C NEW




C SEE BELOW

Ball Valves

Quarter turn ball valve with a tamperproof lockable handle.

Model No:	Pipe OD:
SBA15BV	Ø15mm
SBA22BV	Ø22mm
SBA28BV	Ø28mm

E NEW



E SEE BELOW

Wingback Elbows

Secures termination of pipe run at workstation.

Model No:	Pipe OD:	Thread:
SBA15BWE	Ø15mm	1/2" BSP
SBA22BWE	Ø22mm	3/4" BSP

H SEE BELOW

Line End Plugs

Caps end of pipe.

Model No:	Pipe OD:
SBA15P	Ø15mm
SBA22P	Ø22mm
SBA28P	Ø28mm

J SEE BELOW

Straight Adaptors

Converts pipe end to male thread.

Model No:	Pipe OD:	Thread:
SBA15BSA	Ø15mm	1/2" BSPT
SBA22BSA	Ø22mm	3/4" BSPT
SBA28BSA	Ø28mm	1" BSPT

K NEW


K SEE BELOW

Straight Connectors

Connectors for aluminium pipes.

Model No:	Pipe OD:
SBA15SC	Ø15mm
SBA22SC	Ø22mm
SBA28SC	Ø28mm

B NEW



B SEE BELOW
Anodised Aluminium Pipes

Anodised aluminium air pipe suitable for all Sealey ring main fittings.

Model No:	Pipe OD:	Length:
SBA15AP	Ø15mm	3m
SBA22AP	Ø22mm	3m
SBA28AP	Ø28mm	3m

D NEW



D SEE BELOW
Equal Tees

Divides main pipe run.

Model No:	Pipe OD:
SBA15ET	Ø15mm
SBA22ET	Ø22mm
SBA28ET	Ø28mm

F NEW



F SEE BELOW
Equal Elbows

90° Elbows with equal pipe fittings.

Model No:	Pipe OD:
SBA15EE	Ø15mm
SBA22EE	Ø22mm
SBA28EE	Ø28mm

I NEW



I SEE BELOW

Reducing Couplings

Reduces coupling to stem.

Model No:	Stem OD:	Pipe OD:
SBA2215	Ø15mm	Ø22mm
SBA2822	Ø22mm	Ø28mm

L NEW



L SEE BELOW
Disconnect Clip & Depth Gauges

Disconnects pipe fittings and marks depth.

Model No:	Pipe OD:
SBA15DC	Ø15mm
SBA22DC	Ø22mm
SBA28DC	Ø28mm



A-C Made from lightweight yet strong acetal copolymer fittings and nylon pipe runs. Simple push action pipe fittings do away with preparing threaded tubes or applying solvents. Complex pipe and fitting configurations are also assembled more rapidly since the fittings can be disassembled and reconfigured quickly.

B CASKIT3
Speedfit® 18m 3-Drop
Air Supply System Kit

Contents: CAS22NP - Rigid Nylon Pipe Ø22mm x 3m (x6 individuals), CAS22EE - Equal Elbow Ø22mm (x3 individuals), CAS22ET - Equal Tee Ø22mm (x2 individuals), CAS22SA - Straight Adaptor Ø22mm x 3/4"BSPT Brass (x4 individuals), CAS34WB - Wall Box 3/4" (x3 individuals), SBA22PC - Pipe Clip Ø22mm (x15 individuals), SBA22DC - Disconnect Clip & Depth Gauge 22mm

C CASKIT5
Speedfit® 36m 5-Drop
Air Supply System Kit

Contents: CAS22NP - Rigid Nylon Pipe Ø22mm x 3m (x12 individuals), CAS22EE - Equal Elbow Ø22mm (x4 individuals), CAS22ET - Equal Tee Ø22mm (x4 individuals), CAS22SA - Straight Adaptor Ø22mm x 3/4"BSPT Brass (x6 individuals), CAS34WB - Wall Box 3/4" (x5 individuals), SBA22PC - Pipe Clip Ø22mm (x30 individuals), SBA22DC - Disconnect Clip & Depth Gauge 22mm

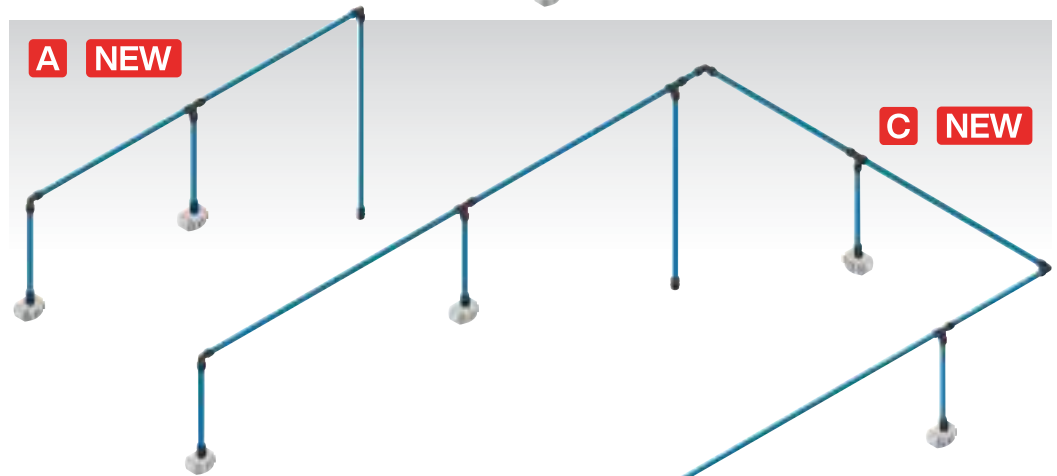
A CASKIT2
Speedfit® 12m 2-Drop
Air Supply System Kit

Contents: CAS22NP - Rigid Nylon Pipe Ø22mm x 3m (x4 individuals), CAS22EE - Equal Elbow Ø22mm (x2 individuals), CAS22ET - Equal Tee Ø22mm (x1 individuals), CAS22SA - Straight Adaptor Ø22mm x 3/4"BSPT Brass (x3 individuals), CAS34WB - Wall Box 3/4" (x2 individuals), SBA22PC - Pipe Clip Ø22mm Pack of 10, SBA22DC - Disconnect Clip & Depth Gauge 22mm

B NEW



A NEW



C NEW



D-F Made from strong brass fittings and aluminium pipe runs. Simple push action pipe fittings do away with preparing threaded tubes or applying solvents. Complex pipe and fitting configurations are also assembled more rapidly since the fittings can be disassembled and reconfigured quickly.

E SBAKIT3
Sharkbite® 18m 3-Drop
Air Supply System Kit

Contents: SBA22AP - Anodised Aluminium Pipe Ø22mm x 3m (x6), SBA22EE - Equal Elbow Ø22mm (x3), SBA22ET - Equal Tee Ø22mm (x2), SBA22BSA - Straight Adaptor Ø22mm x 3/4"BSPT Brass (x4), CAS34WB - Wall Box 3/4" (x3), SBA22PC - Pipe Clip Ø22mm Pack of 10 (x2), SBA22DC - Disconnect Clip & Depth Gauge 22mm

F SBAKIT5
Sharkbite® 36m 5-Drop
Air Supply System Kit

Contents: SBA22AP - Anodised Aluminium Pipe Ø22mm x 3m (x12), SBA22EE - Equal Elbow Ø22mm (x4), SBA22ET - Equal Tee Ø22mm (x4), SBA22BSA - Straight Adaptor Ø22mm x 3/4"BSPT Brass (x6), CAS34WB - Wall Box 3/4" (x5), SBA22PC - Pipe Clip Ø22mm Pack of 10 (x3), SBA22DC - Disconnect Clip & Depth Gauge 22mm

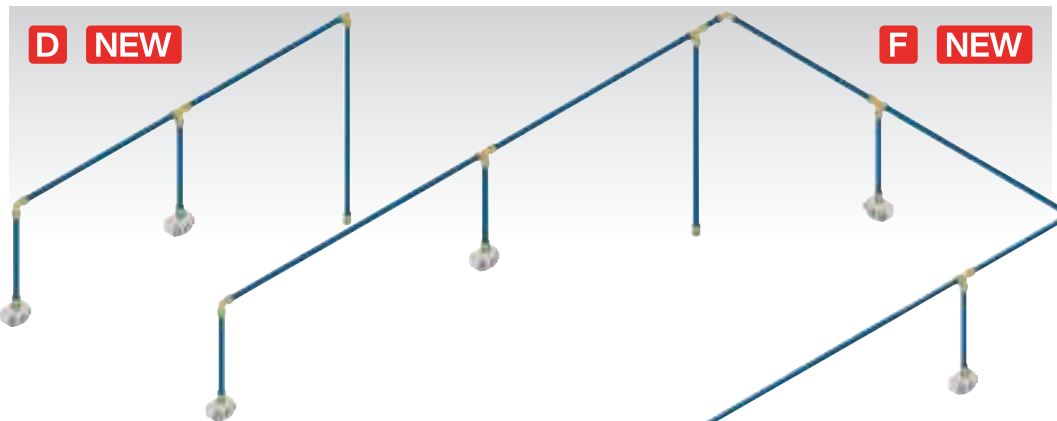
D SBAKIT2
Sharkbite® 12m 2-Drop
Air Supply System Kit

Contents: SBA22AP - Anodised Aluminium Pipe Ø22mm x 3m (x4), SBA22EE - Equal Elbow Ø22mm (x2), SBA22ET - Equal Tee Ø22mm, SBA22BSA - Straight Adaptor Ø22mm x 3/4"BSPT Brass (x3), CAS34WB - Wall Box 3/4" (x2), SBA22PC - Pipe Clip Ø22mm Pack of 10, SBA22DC - Disconnect Clip & Depth Gauge 22mm

E NEW



D NEW



F NEW




A-I SEE BELOW

Air Filters/Regulators/Lubricators

Suitable for most workshop air supply set-ups. Die-cast control heads with clear polycarbonate bowls. Regulator assembly features locking control knob for presetting air pressure and large, easy-to-read pressure gauge. Filter is fitted with automatic drain tap. Lubricator includes oil/air mix control and sight glass. Filter and lubricator are fitted with metal bowl cages for protection.

WORKSHOP RANGE					
	A	B	C	D	E
Model No:	SA2001R	SA2001	SA2001/L	SA2001/FR	SA2001/F
Type:	Regulator	Filter/Regulator/ Lubricator	Lubricator	Filter/ Regulator	Filter
Port Size:	3/8"BSP	3/8"BSP	3/8"BSP	3/8"BSP	3/8"BSP
Maximum Working Pressure:	145psi	145psi	145psi	145psi	145psi
Maximum Airflow:	80cfm	55cfm	55cfm	70cfm	48cfm

HIGH FLOW RANGE				
	F	G	H	I
Model No:	SA4001R	SA4001	SA4001FR	SA4001F
Type:	Regulator	Filter/Regulator/ Lubricator	Filter/Regulator	Filter
Port Size:	1/2"BSP	1/2"BSP	1/2"BSP	1/2"BSP
Maximum Working Pressure:	145psi	145psi	145psi	145psi
Maximum Airflow:	210cfm	99cfm	135cfm	135cfm



	J	K	L
Model No:	SA4FR/38	SA2FR	SA5/RG/14
Type:	Filter/Regulator	Filter/Regulator	Regulator
Maximum Air Input:	174psi	174psi	174psi
Maximum Air Output:	174psi	174psi	174psi
Safe Working Pressure:	<115psi	<115psi	<120psi
Maximum Airflow:	76cfm	76cfm	76cfm
Inlet Size:	3/8"BSP	1/2"BSP	1/4"BSP
Outlet Size:	1/4"BSP	1/4"BSP	1/4"BSP
Outlet Quantity:	2	2	1

J-L SEE BELOW

Air Filters/Regulators

Heavy-duty aluminium alloy valve assemblies. Integral filters and water traps on filter regulators. Airflow control knob can be locked in position to prevent accidental adjustment of pressure. Features large gauges which are dual marked in psi and bar. Individual compressed air outlets are fitted with outlet shut-off valve. Filter regulators are suitable for direct mounting onto compressors or can be plumbed into air line runs.

A-K SEE BELOW
Heavy-Duty Air Filters/Regulators/Lubricators

Suitable for workshop air supply set-ups. Regulator assemblies feature pressure gauge, locking control knob for presetting air pressure and manual 1/8" BSP female drain facility. Lubricators include oil/air mix control and sight glass. Filters and lubricators are fitted with metal bowl cages for protection.

WORKSHOP RANGE



	A	B	C	D
Model No:	SA106R	SA106	SA106FR	SA106F
Type:	Regulator	Filter/Regulator/ Lubricator	Filter/Regulator	Filter
Port Size:	1/4" BSP	1/4" BSP	1/4" BSP	1/4" BSP
Maximum Supply Pressure:	150psi	150psi	150psi	150psi
Maximum Outlet Pressure:	125psi	125psi	125psi	125psi
Maximum Airflow*:	88cfm	60cfm	70cfm	53cfm

*Supply Pressure of 100psi

HIGH FLOW RANGE

	E	F	G	H	I	J	K
Model No:	SA206R	SA206	SA206FR	SA206FRAD	SA206FAD	SA206F	SA206L
Type:	Regulator	Filter/Regulator Lubricator	Filter/ Regulator	Auto Drain Filter/Regulator	Auto Drain Filter	Filter	Lubricator
Port Size:	1/2" BSP	1/2" BSP	1/2" BSP	1/2" BSP	1/2" BSP	1/2" BSP	1/2" BSP
Maximum Supply Pressure:	150psi	150psi	150psi	150psi	150psi	150psi	150psi
Maximum Outlet Pressure:	125psi	125psi	125psi	125psi	125psi	125psi	125psi
Maximum Airflow*:	210cfm	105cfm	140cfm	140cfm	140cfm	140cfm	175cfm

*Supply Pressure of 100psi



L HVL774
HVLP Top Coat/Touch-Up Gravity Feed Spray Gun Set
 Professional gravity feed spray gun set comprising of Model No's HVL736 and HVL746. Brass air cap with stainless steel needle and nozzle suitable for water based paints. Fully polished body resists corrosion and makes for easy cleaning. Alternative set-ups available separately. For full details, see page 693.

AIR POWER TOOLS

 [back to Section List](#)



Air Abrasive/Stripe Removal Tools

815

Air Angle Grinders

824

Air Belt Sanders

816

Air Blow Guns

828-829

Air Cut-Off Tools

825

Air Die Grinders

812-814

Air Drills

810-811

Air Hammers

821-822

Air Nailer/Staplers

827

Air Nibblers & Shears

821

Air Ratchet Wrenches

808-809

Air Riveters

826

Air Sanders & Polishers

816-819

Air Saws

820

Air Screwdrivers

810

Air Tyre Buffers

824

Air Impact Wrenches

802-807

AIR POWER TOOLS

NEW
AIR BLOW GUNS
SA9250, SA9251
& SA9252
SEE PAGE 829

NEW
SA6010 1/2"SQ DRIVE
SUPER STUBBY
SWIVEL HEAD AIR
IMPACT WRENCH
SEE PAGE 803

BRANDS EXPLAINED

Premier

Our Premier range offers superb performance while still being competitively priced. Premier Air Tools are made up of the very highest quality components and manufacturing designs to offer a long and durable working life. As with all of our ranges, Premier Air Tools are backed with unrivalled and extensive aftersales care including a 3 year guarantee.

Siegen

Offering impressive reliability and exceptional value for money. Our Siegen range is backed up with the same professional aftersales service as the Sealey and Premier ranges.

Generation

These tools feature contoured, soft grip handles and housings which help reduce the effects of vibration and chill - major contributors to circulatory and nerve problems such as Raynaud's Phenomenon, also referred to as "white finger". The tools also include exhaust systems designed to reduce noise levels by baffling the noise or directing it away from the operator's environment.

SEALEY

Our Sealey range is defined by traditional designs and proven workshop reliability. Our core range, trusted for over 40 years, is one of the UK's market leaders in tools and equipment.

Our Torque Specifications

In order to clarify the torque characteristics of these tools, we quote two figures:

Fastening Torque

The maximum torque figures are those developed by tightening a bolt.

Breakaway Torque

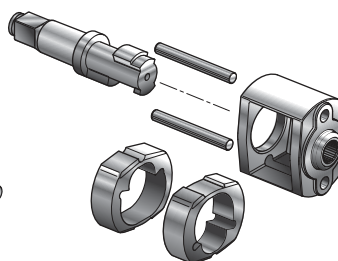
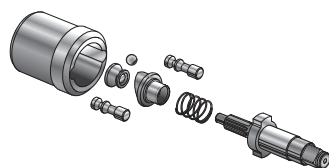
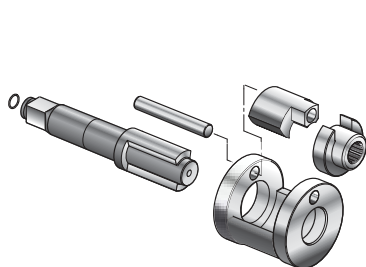
The breakaway torque is the highest bolt torque that the tool will undo within a reasonable time. It is not related to the torque to which the tool can tighten the bolt.

TORQUE TESTED

All our impact tools are thoroughly tested during the initial selection phase to ensure the power we quote is the power you get. Power output curves for all our impact tools are constructed so we can rate them for fastening and breakaway torque. We recommend the use of an air management system to protect the tools from dirt, rust and damage.



Which Drive Type?



Pin Clutch

Torque delivery of a pin clutch impact wrench is fast, steady and smooth. The clutch design also reduces vibration and noise levels. Pin clutch impact wrenches are recommended for prolonged usage with a preset air pressure supply. Always refer to the guns operating pressure before use and never exceed. Failure to do so may result in premature failure.

Twin Hammer

Twice the number of hammers, twice the hammer weight and therefore twice the energy per blow. Fast delivery of raw power with the bulletproof reliability of a standard hammer mechanism. Ideal for heavy hitting power in the tyre shop and workshop.

Standard Hammer

Commonly referred to as 'rocking-dog' hammer. Combines simplicity of construction with high level of power output. Includes single hammer weight, counterbalanced with hammer dog. Ideal for price competitive workshop power tools.



B

Standard Hammer

3/8"
Sq Drive

C

Standard Hammer

3/8"
Sq Drive

B SA91

3/8" Sq Drive Butterfly Air Impact Wrench

Fingertip forward/reverse throttle control. Fitted with rocking-dog clutch, 9-position air/torque control and Z-swivel air inlet. One-handed operation and compact size make this tool especially suitable for engine bay work.

Drive:	3/8" Sq
Fastening Torque:	120lb.ft(162Nm)
Breakaway Torque:	130lb.ft(177Nm)
Free Speed:	10,000rpm
Air Consumption:	3cfm
Operating Pressure:	90psi
Inlet Size:	1/4" BSP
Weight:	0.83kg
Noise Power/Pressure:	102/91dB(A)
Vibration/Uncertainty:	5.17/1.5m/s ²

C SA912

3/8" Sq Drive Air Impact Wrench

Pistol type wrench with rocking-dog clutch and hardened anvil assembly. Fitted with 4-position air/torque control and push-through reverse control. Compact and lightweight tool suitable for engine bay work.

Drive:	3/8" Sq
Fastening Torque:	190lb.ft(258Nm)
Breakaway Torque:	200lb.ft(271Nm)
Free Speed:	10,000rpm
Air Consumption:	3.5cfm
Operating Pressure:	90psi
Inlet Size:	1/4" BSP
Weight:	0.97kg
Noise Power/Pressure:	102/91dB(A)
Vibration/Uncertainty:	5.17/1.5m/s ²



A

Premier

1/4"
Sq Drive3 YEAR
GUARANTEE*

A SA141

1/4" Sq Drive Air Impact Wrench Diesel Glow Plug Kit

Reduced torque impact wrench suitable for the removal of seized glow plugs on diesel engines. Features a 4-position air regulator which provides limited torque settings to suit. One-handed operation for trigger and forward/reverse control. Soft grip reduces vibration, chill effect and adds comfort. Handle exhaust helps to lower noise level during use. Includes five deep impact sockets, extension bar and universal joint. Supplied with foam insert and metal storage case.

Drive:	1/4" Sq
Torque Settings:	10, 20, 30, 40Nm
Free Speed:	10000rpm
Air Consumption:	5cfm
Operating Pressure:	90psi
Inlet Size:	1/4" BSP
Weight:	0.8kg
Noise Power/Pressure:	102/91dB(A)
Vibration/Uncertainty:	5.1/1.0m/s ²
Contents:	1/4" Sq Drive Deep Impact Sockets; 8, 9, 10, 11, 12mm, 50mm Extension Bar, 1/4" Sq Drive Universal Joint



D

Generation

Twin Hammer

3/8"
Sq Drive

Composite

D GSA6000

3/8" Sq Drive Composite Air Impact Wrench - Twin Hammer

Combination of composite materials, alloyed metals and twin hammer design result in a lightweight, durable and powerful air impact wrench. Soft grip handle with downward facing exhaust, make this wrench comfortable on the hands and ears and limits the circulation of brake dust on wheel applications. Fingertip control of power and direction via lever on rear of wrench.

Drive:	3/8" Sq
Fastening Torque:	442lb.ft(600Nm)
Breakaway Torque:	486lb.ft(660Nm)
Free Speed:	9800rpm
Air Consumption:	8.5cfm
Operating Pressure:	114psi
Inlet Size:	1/4" BSP
Weight:	1.52kg
Noise Power/Pressure:	100/89dB(A)
Vibration/Uncertainty:	3.1/1.6m/s ²



6 1/2" Sq Drive

A SA2/TS
1/2" Sq Drive Air Impact Wrench Kit with Sockets

Comprises 1/2" Sq drive rocking-dog air impact wrench, 125mm extension bar and ten 1/2" Sq drive WallDrive® Chrome Vanadium impact sockets. Kit also includes in-line air oiler and air tool oil pot. Supplied in storage case.

Contents: 1/2" Sq Drive, Sockets; 9, 10, 11, 13, 14, 17, 19, 22, 24, 27mm, 125mm Extension Bar
Impact Wrench: SA2 - 1/2" Sq Drive
Total Weight: 4kg



B SA2
1/2" Sq Drive Air Impact Wrench

Fitted with rocking-dog hammer and hardened impact anvil. Suitable for garage, tyre shop and workshop applications. Features 4-position adjustable air/torque control and reversible action.



C SA201
1/2" Sq Drive Composite Air Impact Wrench Twin Hammer

Combination of composite materials, alloyed metals and twin hammer design, result in a lightweight, durable and powerful air impact wrench. Composite handle helps reduce the effects of vibration and chill. Handle exhaust reduces noise output and limits the circulation of brake dust on wheel applications. Fingertip Control of power and direction via lever on rear of wrench.



D SA6010
1/2" Sq Drive Super Stubby Air Impact Wrench - Twin Hammer

Swivel mechanism allows for high range of accessibility. Stubby length of 85mm from anvil to rear casing allows access into tight areas. One-handed operation with forward/reverse control at your fingertips. 360° Adjustable handle for optimal range of motion in any position.



E SA6002S
1/2" Sq Drive Stubby Air Impact Wrench Twin Hammer

Composite body with aluminium front casing for lightweight and durability. Stubby length of 116mm from anvil to rear of body allows access into tight areas. One-handed operation with 3-speed selector switch and forward/reverse control at your fingertips. Handle features a downward facing exhaust to lower noise level and soft grips to help reduce vibration and chill.

	B	C	D	E
Model No:	SA2	SA201	SA6010	SA6002S
Drive:	1/2" Sq	1/2" Sq	1/2" Sq	1/2" Sq
Fastening Torque:	230lb.ft(312Nm)	450lb.ft(610Nm)	396lb.ft(500Nm)	500lb.ft(678Nm)
Breakaway Torque:	237lb.ft(322Nm)	590lb.ft(800Nm)	966lb.ft(1310Nm)	800lb.ft(1085Nm)
Free Speed:	7000rpm	8500rpm	8000rpm	7800rpm
Air Consumption:	5cfm	7cfm	4cfm	4.8cfm
Operating Pressure:	90psi	90psi	90psi	90psi
Inlet Size:	1/4" BSP	1/4" BSP	1/4" BSP	1/4" BSP
Weight:	2.2kg	2.05kg	1.34kg	1.16kg
Noise Power/Pressure:	102/91dB(A)	107/96dB(A)	101/90dB(A)	110/100dB(A)
Vibration/Uncertainty:	5.17/1.5m/s ²	4/2m/s ²	4.894/1.5m/s ²	8.627/1.5m/s ²



A

Twin
Hammer1/2"
Sq Drive

Generation

A GSA02 1/2" Sq Drive Air Impact Wrench Twin Hammer

Generation Series twin hammer impact wrench. Suitable for garage, tyre shop and workshop applications. Handle exhaust reduces noise output and contoured soft grip handle gives added comfort and control. Features 3-position adjustable air/torque control and reversible action.



B

Twin
Hammer1/2"
Sq Drive

Composite

Generation

B GSA6002 1/2" Sq Drive Composite Air Impact Wrench - Twin Hammer

Combination of composite materials, alloyed metals and twin hammer design result in a lightweight, durable and powerful air impact wrench. Soft grip handle, with downward facing exhaust, makes this wrench comfortable on the hands and ears and limits the circulation of brake dust on wheel applications. Fingertip control of power and direction via lever on rear of wrench.



C

Twin
Hammer1/2"
Sq Drive

Composite

Generation

C GSA6006 1/2" Sq Drive Composite Air Impact Wrench Twin Hammer

Combination of composite materials, alloyed metals and twin hammer design, result in a lightweight, durable and powerful air impact wrench. Soft grip handle, with downward facing exhaust, makes this wrench comfortable on the hands and ears and limits the circulation of brake dust on wheel applications. Fingertip control of power and direction via lever on rear of wrench.



D

3 YEAR
GUARANTEE*Twin
Hammer1/2"
Sq Drive

Premier

D SA602 1/2" Sq Drive Air Impact Wrench Twin Hammer

Powerful 1/2" Sq drive impact wrench with twin hammer mechanism for increased torque. Air motor features quality bearings, steel end plates and carefully finished components to ensure smooth running and maximum power. Combination forward/reverse and speed selector.



E

Twin
Hammer1/2"
Sq Drive3 YEAR
GUARANTEE*1288Nm
Torque Composite

Premier

E SA6006 1/2" Sq Drive Composite Air Impact Wrench - Twin Hammer

Twin hammer design gives the wrench a high torque output making it suitable for jobs that would normally require a 3/4" impact wrench. Push-button style forward/reverse switch enables one-handed operation. 2-Stage trigger design offers increased control with feather touch trigger for running up to 272Nm and fully depressed for full torque. Features hammer cage support mechanism to reduce tool vibration while in operation. Composite casing with soft grip makes the tool lighter, easier to handle and helps to reduce vibration and chill. Handle exhaust with built-in silencer to help reduce noise level and limits circulation of brake dust on wheel applications.



F

F APMH Magnetic Impact Wrench Holder

Ideal for holding 1/2" Sq Drive impact wrenches. Design of the holder also allows four sockets up to 1/2" Sq Drive to be stored so they are within easy reach. A hook at the base of the holder can be used for convenient storage of air hoses, torque wrenches, ratchet wrenches and other such accessories.

	A	B	C	D	E
Model No:	GSA02	GSA6002	GSA6006	SA602	SA6006
Drive:	1/2" Sq	1/2" Sq	1/2" Sq	1/2" Sq	1/2" Sq
Fastening Torque:	460lb.ft(626Nm)	590lb.ft(800Nm)	737lb.ft(1000Nm)	480lb.ft(653Nm)	950lb.ft(1288Nm)
Breakaway Torque:	500lb.ft(680Nm)	650lb.ft(880Nm)	1,180lb.ft(1600Nm)	500lb.ft(680Nm)	1050lb.ft(1428Nm)
Free Speed:	700rpm	800rpm	850rpm	750rpm	900rpm
Air Consumption:	5.6cfm	17.6cfm	6.5cfm	4.2cfm	9.5cfm
Operating Pressure:	90psi	114psi	90psi	90psi	90psi
Inlet Size:	1/4" BSP	1/4" BSP	1/4" BSP	1/4" BSP	1/4" BSP
Weight:	2.1kg	2.28kg	2.1kg	2.6kg	2.1kg
Noise Power/Pressure:	101/90dB(A)	105/94dB(A)	111/100dB(A)	103/92dB(A)	104/93dB(A)
Vibration/Uncertainty:	7.76/1.26m/s ²	8.5/1.5m/s ²	6.389/1.5m/s ²	5.47/1.5m/s ²	4.45/0.94m/s ²

A **3 YEAR GUARANTEE*** **Twin Hammer** **1/2" Sq Drive** **Composite**



Premier

A SA6002
1/2" Sq Drive Air Impact Wrench
Twin Hammer

Composite body with aluminium front casing for lightweight and durability. One-handed operation with 3-speed selector switch and forward/reverse control at your fingertips. Handle features a downward facing exhaust to lower noise level and soft grips to help reduce vibration and chill.

B **3 YEAR GUARANTEE*** **Twin Hammer** **1/2" Sq Drive** **Composite** **HIGH TORQUE 1355Nm** **LIGHTWEIGHT 1.6kg**



Premier



B SA6007
1/2" Sq Drive Composite Air Impact Wrench
Twin Hammer

Twin hammer design gives the wrench a high torque output making it suitable for jobs that would normally require a 3/4" Sq drive impact wrench. Features spring mounted rotor blades, providing constant power and extended life. Fingertip control of power and direction via lever on rear of wrench. Handle exhaust with built-in silencer to help reduce noise level and limits circulation of brake dust on wheel applications.



C **Standard Hammer** **3/4" Sq Drive**



C SA4
3/4" Sq Drive Air Impact Wrench

Fitted with rocking-dog hammer mechanism with hardened anvil and cage. Features variable air/torque control and reversible action. Polished aluminium housing.

D **Composite** **Twin Hammer** **3/4" Sq Drive**

Generation



D GSA6004
3/4" Sq Drive Composite Air Impact Wrench - Twin Hammer

Combination of composite materials, alloyed metals and twin hammer design result in a durable and powerful air impact wrench. Soft grip handle with downward facing exhaust makes this wrench comfortable on the hands and ears and limits the circulation of brake dust on wheel applications. Fingertip power control and direction via lever on rear of wrench.

	A	B	C	D
Model No:	SA6002	SA6007	SA4	GSA6004
Drive:	1/2" Sq	1/2" Sq	3/4" Sq	3/4" Sq
Fastening Torque:	800lb.ft(1085Nm)	1000lb.ft(1355Nm)	520lb.ft(707Nm)	1180lb.ft(1600Nm)
Breakaway Torque:	1400lb.ft(1900Nm)	1320lb.ft(1789Nm)	540lb.ft(734Nm)	1300lb.ft(1760Nm)
Free Speed:	7300rpm	9000rpm	4500rpm	4200rpm
Air Consumption:	5.4cfm	5.5cfm	7cfm	30cfm
Operating Pressure:	90psi	90psi	90psi	114psi
Inlet Size:	1/4" BSP	1/4" BSP	1/4" BSP	3/8" BSP
Weight:	2kg	1.6kg	4.5kg	4.4kg
Noise Power/Pressure:	111/100dB(A)	105/94dB(A)	107/96dB(A)	108/97dB(A)
Vibration/Uncertainty:	6.922/2.77m/s ²	14.23/1.9m/s ²	4.89/0.98m/s ²	7.7/2.4m/s ²

A

Twin
Hammer3/4"
Sq Drive

3 YEAR

GUARANTEE*

Premier

B



Composite

Twin
Hammer3/4"
Sq DriveWeights Just
2.09kg

3 YEAR

GUARANTEE*

Premier

HIGH TORQUE

LOW AIR CONSUMPTION

A SA604

3/4" Sq Drive Premier Air Impact Wrench
Twin Hammer

Twin hammer mechanism utilises oversized hammers and specially strengthened hammer cage to pull even more torque out of the precision air motor. Precision made components fit closely to reduce air leakage and maximize power. Flip reverse control on the rear of the tool with 4-position air regulator on the handle base.

B SA6004

3/4" Sq Drive Compact Air Impact Wrench
Twin Hammer

Composite body with aluminium front casing for lightweight and durability. One-handed operation with 3-speed selector switch and forward/reverse control at your fingertips. Handle features a downward facing exhaust to lower noise level and soft grips to help reduce vibration and chill.

IMPACT
SOCKETS

For our full range of
Impact Sockets, see
pages 92 to 105.



C

1"
Sq Drive

Pin Clutch

C SA297

1" Sq Drive Air Impact Wrench - Pin Clutch

Pin clutch mechanism provides smooth operation reducing vibration, whilst still creating a high torque output. Control direction and power via 4-position lever adjustment on rear of wrench. Supplied with side handle for added control.

D



Composite

Twin
Hammer1"
Sq Drive

Generation

D GSA6005

1" Sq Drive Composite Air Impact Wrench - Twin Hammer

Combination of composite materials, alloyed metals and twin hammer design result in a durable and powerful air impact wrench. Soft grip handle with downward facing exhaust makes this wrench comfortable on the hands and ears and limits the circulation of brake dust on wheel applications. Fingertip power control and direction via a dial on rear of wrench. Supplied with side handle.

	A	B	C	D
Model No:	SA604	SA6004	SA297	GSA6005
Drive:	3/4" Sq	3/4" Sq	1" Sq	1" Sq
Fastening Torque:	1150lb.ft(1564Nm)	800lb.ft(1085Nm)	1200lb.ft(1632Nm)	1475lb.ft(2000Nm)
Breakaway Torque:	1200lb.ft(1632Nm)	1400lb.ft(1900Nm)	1500lb.ft(2040Nm)	1660lb.ft(2250Nm)
Free Speed:	6500rpm	7300rpm	4000rpm	4200rpm
Air Consumption:	7cfm	5.4cfm	15cfm	38cfm
Operating Pressure:	90psi	90psi	90psi	114psi
Inlet Size:	1/4" BSP	1/4" BSP	3/8" BSP	3/8" BSP
Weight:	4.6kg	2.09kg	5.6kg	5.9kg
Noise Power/Pressure:	108/97dB(A)	114/103dB(A)	104/93dB(A)	115/104dB(A)
Vibration/Uncertainty:	10.3/1.5m/s ²	7.333/2.9m/s ²	7.75/1.26m/s ²	9.4/1.3m/s ²

A



Composite

Twin Hammer

1" Sq Drive

HIGH TORQUE
2970Nm



3 YEAR
GUARANTEE*

Premier



Spring loaded rotor blades for consistent power and delivery.

A SA6008

1" Sq Drive Composite Air Impact Wrench - Twin Hammer

Lightweight handling and heavyweight power. Features twist control at back of tool for simple choice of speed and direction. Composite housing with soft grip and side handle helps reduce vibration and chill. Handle exhaust reduces noise level. Powerful twin hammer mechanism gives high torque output.

C

Composite

Twin Hammer

1" Sq Drive



Premier

3 YEAR
GUARANTEE*

C SA686

1" Sq Drive Air Impact Wrench - Twin Hammer

Impact wrench weighs just 7.72kg, manufactured from a composite and aluminium housing. Fitted with soft grip handles to help reduce vibration and chill effects. Features twin hammer function providing extremely high output ideal for commercial and agricultural applications. Twist controls for simple choice of speed and direction.

B

Standard Hammer

1" Sq Drive



B SA29/S

1" Sq Drive Air Impact Wrench Straight - Long Anvil

Suitable for commercial and agricultural vehicle use. Long anvil and straight configuration with rocking-dog hammer for applications with restricted access. Fitted with reverse action. Supplied with side handle.

D

3hp

200L

15.0 cfm



D SAC2203B

200L Belt Drive Air Compressor 3hp with Cast Cylinders

For full details, see page 777.

	A	B	C
Model No:	SA6008	SA29/S	SA686
Drive:	1" Sq	1" Sq	1" Sq
Fastening Torque:	2200lb.ft(2970Nm)	1460lb.ft(1986Nm)	2700lb.ft(3661Nm)
Breakaway Torque:	2500lb.ft(3375Nm)	1520lb.ft(2067Nm)	3000lb.ft(4067Nm)
Free Speed:	5500rpm	4000rpm	5500rpm
Air Consumption:	7.5cfm	15cfm	6.94cfm
Operating Pressure:	90psi	90psi	90psi
Inlet Size:	1/2" BSP	1/2" BSP	1/2" BSP
Weight:	5.7kg	13.5kg	7.72kg
Noise Power/Pressure:	114/103dB(A)	107/96dB(A)	100.1dB(A)
Vibration/Uncertainty:	20.42/1.59m/s ²	9.94/1.48m/s ²	12.87/1.77m/s ²

A-B

1/4" or 3/8"
Sq Drive

Stubby



A-B SEE BELOW

Super Stubby Air Ratchet Wrenches

Ultra-compact air ratchet wrenches fit in the palm of the hand. Perfect for working around tightly-packed engine compartments. Hardened steel anvil and twist-reverse mechanism. Rear exhaust with baffle reduces noise.

	A	B
Model No:	SA230	SA231
Drive:	1/4"Sq	3/8"Sq
Maximum Torque:	20lb.ft(27Nm)	20lb.ft(27Nm)
Free Speed:	300rpm	300rpm
Air Consumption:	3cfm	3cfm
Operating Pressure:	90psi	90psi
Inlet Size:	1/4"BSP	1/4"BSP
Length:	127mm	127mm
Noise Power/Pressure:	102/91dB(A)	102/91dB(A)
Vibration/Uncertainty:	2.5/0.078m/s ²	2.5/0.078m/s ²
Weight:	0.36kg	0.36kg

C-D

1/4" or 3/8"
Sq Drive

Compact



Generation

C-D SEE BELOW

Compact Air Ratchet Wrenches

Generation Series compact air ratchet wrenches. Contoured handle to insulate user from chill and vibration. Finger operated trigger and textured grip allows added control, even with greasy hands. Ideal for working in engine bays or other places with restricted access.

	C	D
Model No:	GSA634	GSA635
Drive:	1/4"Sq	3/8"Sq
Maximum Torque:	20lb.ft(27Nm)	20lb.ft(27Nm)
Free Speed:	180rpm	180rpm
Air Consumption:	4cfm	4cfm
Operating Pressure:	90psi	90psi
Inlet Size:	1/4"BSP	1/4"BSP
Length:	185mm	185mm
Noise Power/Pressure:	100/89dB(A)	100/89dB(A)
Vibration/Uncertainty:	2.5/1.25m/s ²	2.5/1.25m/s ²
Weight:	0.56kg	0.56kg

E-F

1/4" & 1/2"
Sq Drive3/8"
Sq Drive

Mini

Premier

3 YEAR
GUARANTEE*

E-F SEE BELOW

Mini Air Ratchet Wrenches

Mini compact air tools designed to suit the professional. Lightweight and versatile makes working in tight areas such as engine bays quick and easy. Features a textured finish to ensure a good grip. Model No. SA1001 includes a 1/2"Sq Drive adaptor.

	E	F
Model No:	SA1001	SA1002
Drive:	1/4" & 1/2"Sq	3/8"Sq
Maximum Torque:	25lb.ft(34Nm)	25lb.ft(34Nm)
Free Speed:	420rpm	420rpm
Air Consumption:	8.5cfm	8.5cfm
Operating Pressure:	80psi	80psi
Inlet Size:	1/4"BSP	1/4"BSP
Length:	120mm	120mm
Noise Power/Pressure:	91/80dB(A)	91/80dB(A)
Vibration/Uncertainty:	0.996/0.594m/s ²	0.996/0.594m/s ²
Weight:	0.41kg	0.41kg

G-H

1/4" or 3/8"
Sq Drive

Compact

Composite

Premier

3 YEAR
GUARANTEE*

G-H SEE BELOW

Compact Air Ratchet Wrenches

Composite cover moulded around lightweight aluminium alloy housing reduces effects of chill on operator's hands and provides added control. Air motor with quality bearings for smooth and powerful operation. Exhaust outlet adjusts 360°, keeping airflow away from operator. Compact design is ideal for working around engines where space is limited. Features twist-reverse action and trigger operated power control. Hardened gear and yoke assembly ensures suitability for the professional workshop.

	G	H
Model No:	SA630	SA631
Drive:	1/4"Sq	3/8"Sq
Maximum Torque:	25lb.ft(34Nm)	25lb.ft(34Nm)
Free Speed:	250rpm	250rpm
Air Consumption:	3cfm	3cfm
Operating Pressure:	90psi	90psi
Inlet Size:	1/4"BSP	1/4"BSP
Length:	197mm	197mm
Noise Power/Pressure:	86/83dB(A)	86/83dB(A)
Vibration/Uncertainty:	0.448/0.224m/s ²	0.448/0.224m/s ²
Weight:	0.6kg	0.6kg

For our full range of Oil Free & Direct Drive Compressors,
see pages 770 to 775.

A - B

3/8" or 1/2" Sq Drive



A-B SEE BELOW
Air Ratchet Wrenches

Air powered ratchets with hardened steel anvil and twist-reverse mechanism. Trigger operated power control. Suitable for use in the engine bay where there is limited space for hand operated ratchets.

	A	B
Model No:	SA20/S	SA21/S
Drive:	3/8" Sq	1/2" Sq
Maximum Torque:	45lb.ft(61Nm)	45lb.ft(61Nm)
Free Speed:	150rpm	150rpm
Air Consumption:	5cfm	5cfm
Operating Pressure:	90psi	90psi
Inlet Size:	1/4" BSP	1/4" BSP
Length:	265mm	265mm
Weight:	1.2kg	1.2kg
Noise Power/Pressure:	106/95dB(A)	106/95dB(A)
Vibration/Uncertainty:	2.9/1.45m/s ²	2.9/1.45m/s ²

C - D *Generation*

3/8" or 1/2" Sq Drive



C-D SEE BELOW
Air Ratchet Wrenches

Generation Series air ratchet wrenches. Contoured handle insulates user from chill and vibration. Finger operated trigger and textured grip allows added control, even with greasy hands. Low noise exhaust adjusts 360°, keeping airflow away from operator.

	C	D
Model No:	GSA20	GSA21
Drive:	3/8" Sq	1/2" Sq
Maximum Torque:	45lb.ft(61Nm)	45lb.ft(61Nm)
Free Speed:	150rpm	150rpm
Air Consumption:	5cfm	5cfm
Operating Pressure:	90psi	90psi
Inlet Size:	1/4" BSP	1/4" BSP
Length:	280mm	280mm
Weight:	1.2kg	1.2kg
Noise Power/Pressure:	99/88dB(A)	99/88dB(A)
Vibration/Uncertainty:	1.7/0.85m/s ²	1.7/0.85m/s ²

E - F

3/8" or 1/2" Composite Sq Drive



3 YEAR GUARANTEE*
Premier



360° Directional Exhaust

Built-in Adjustable Air Regulator

E-F SEE BELOW
Air Ratchet Wrenches

Composite cover moulded around lightweight aluminium alloy housing reduces effects of chill on operator's hands and provides added control. Air motor with quality bearings for smooth and powerful operation. Exhaust outlet adjusts 360°, keeping airflow away from operator. Features twist-reverse action and trigger operated power control. Hardened gear and yoke assembly ensures suitability for the professional workshop.

	E	F
Model No:	SA607	SA608
Drive:	3/8" Sq	1/2" Sq
Maximum Torque:	50lb.ft(68Nm)	50lb.ft(68Nm)
Free Speed:	200rpm	200rpm
Air Consumption:	4cfm	4cfm
Operating Pressure:	90psi	90psi
Inlet Size:	1/4" BSP	1/4" BSP
Length:	265mm	265mm
Weight:	1.3kg	1.3kg
Noise Power/Pressure:	85/83dB(A)	84/83dB(A)
Vibration/Uncertainty:	0.44/0.22m/s ²	0.44/0.22m/s ²

G *Generation*

1/2" Sq Drive



G GSA21KIT
1/2" Sq Drive Air Ratchet Wrench Kit

Comprehensive air ratchet kit. Includes Model No. GSA21 Generation Series Ratchet Wrench featuring contoured soft grip handle and 360° directional exhaust. Includes a selection of WallDrive® impact sockets, extension bars and driver bits. Supplied in storage case.

Contents: Air Ratchet Wrench; Model No. GSA21 - 1/2" Sq Drive, WallDrive® Impact Sockets; 9, 10, 11, 13, 14, 17, 19mm, DuoMetric® Coverage; 7/16", 3/4", 75mm Extension Bar, 75mm Bit Holder, Driver Bits; Slotted - 5.5mm, Phillips - #2, #3, Universal Joint, Oil Container

Drive:	1/2" Sq
Maximum Torque:	45lb.ft(61Nm)
Free Speed:	150rpm
Air Consumption:	5cfm
Operating Pressure:	90psi
Inlet Size:	1/4" BSP
Length:	280mm
Weight:	1.2kg
Noise Power/Pressure:	99/88dB(A)
Vibration/Uncertainty:	1.7/0.85m/s ²

A

Reversible



A SA58

Pistol Grip Air Screwdriver

Pistol grip style, air operated screwdriver with reverse control. Positive clutch gives up to 115lb.in of torque. Suitable for assembly/dismantling and general production work. Features 1/4" Hex quick release chuck for fast bit changes.

B

Premier

Reversible

Composite



3 YEAR

GUARANTEE*

B SA623

Composite Mini Air Screwdriver

Compact design is ideal for accessing work areas where space is limited. Composite lightweight housing reduces effects of chill on operator's hands. Fully reversible with thumb control on side of motor housing. Air motor with quality bearings for smooth and powerful operation. Features 1/4" Hex quick release chuck for fast bit changes. Suitable for the professional workshop.

C

Premier

Ø6mm

Mini



3 YEAR

GUARANTEE*

C SA1007

Ø6mm Mini Air Drill

Textured finish to ensure a good grip. Mini design for working in confined areas, ideal for working around engines where space is limited. Powerful 6000rpm mini drill with Ø6mm chuck. Safety trigger prevents inadvertent operation. Suitable for professional workshop use. Supplied with chuck key.

D

Generation

Ø10mm



D GSA232

Ø10mm Straight Air Drill with Keyless Chuck

Textured grip and lightweight aluminium alloy housing provide comfort and control. Powerful air motor provides smooth operation under load. Exhaust outlet adjusts 360°, keeping airflow away from operator. Fitted with safety release trigger control to prevent accidental operation. Fitted with Ø10mm Jacobs keyless chuck for fast bit changes.

E

Premier

Ø10mm

Composite



3 YEAR

GUARANTEE*

E SA622

Ø10mm Straight Air Drill with Keyless Chuck

Composite cover moulded around lightweight aluminium alloy housing reduces effects of chill on operator's hands and provides added control. Air motor with quality bearings for smooth and powerful operation. Exhaust outlet adjusts 360°, keeping airflow away from operator. Safety trigger prevents inadvertent operation. Fitted with Ø10mm Jacobs keyless chuck for fast bit changes. Suitable for the professional workshop.

F

NEW

Premier



F AK8280

44pc Impact Grade Power Tool Bit Set

For full details, see page 201.



	A	B	C	D	E
Model No:	SA58	SA623	SA1007	GSA232	SA622
Chuck Size:	1/4"Hex Quick Release Type	1/4"Hex Quick Release Type	Ø6mm	Ø10mm	Ø10mm
Free Speed:	1500rpm	1100rpm	6000rpm	2500rpm	2500rpm
Air Consumption:	4cfm	3cfm	8.5cfm	4cfm	4cfm
Operating Pressure:	90psi	90psi	80psi	90psi	90psi
Inlet Size:	1/4"BSP	1/4"BSP	1/4"BSP	1/4"BSP	1/4"BSP
Noise Power/Pressure:	102/91dB(A)	92/81dB(A)	101/90dB(A)	104/93dB(A)	103/92dB(A)
Vibration/Uncertainty:	3.27/1.5m/s ²	4.89/2.44m/s ²	0.46/0.541m/s ²	2.5/1.25m/s ²	0.49/0.54m/s ²
Weight:	1.2kg	0.7kg	0.44kg	0.95kg	1kg

G

1-10mm

HSS
M2

G AK4705

19pc HSS Tri-Point M2 Drill Bit Set

For full details, see page 901.

Contents: Ø1, 1.5, 2, 2.5, 3, 3.5, 4, 4.5, 5, 5.5, 6, 6.5, 7, 7.5, 8, 8.5, 9, 9.5, 10mm

H

1-13mm

HSS
M2

H AK4706

25pc HSS Tri-Point M2 Drill Bit Set

For full details, see page 901.

Contents: Ø1, 1.5, 2, 2.5, 3, 3.5, 4, 4.5, 5, 5.5, 6, 6.5, 7, 7.5, 8, 8.5, 9, 9.5, 10, 10.5, 11, 11.5, 12, 12.5, 13mm

I

I PTFE1210

PTFE Thread Sealing Tape - Pack of 10

For full details, see page 1107.

Length: 12m
Width: 12mm



A SA1008
Ø6mm Mini Air Angle Drill
Contoured composite handle reduces effects of chill and vibration. Mini design for working in confined areas, ideal for working around engines where space is limited. Powerful 4500rpm mini drill with Ø6mm chuck. Safety trigger prevents inadvertent operation. Suitable for professional workshop use. Supplied with chuck key.



B SA26
Ø10mm Reversible Air Angle Drill
Right angle air drill with 90° planetary gearbox. Ideal for drilling in hard-to-reach areas where normal drills will not fit. Push-button reverse feature suitable for driving fixings. Supplied with Ø10mm chuck and key.



C GSA231
Ø10mm Air Angle Drill with Keyless Chuck
Contoured composite handle reduces effects of chill on operator's hands, provides added control and helps reduce vibration. 90° Angle is ideal for drilling in hard-to-reach areas. Directional, low noise air exhaust can be rotated 360° giving operator added protection. Fitted with safety trigger to prevent inadvertent operation. Supplied with Ø10mm Jacobs keyless chuck for fast bit changes.



D SA24
Ø10mm Reversible Air Drill
Polished aluminium housing and planetary gear drive assembly. Fitted with Ø10mm chuck and supplied with chuck key. Reverse action suitable for driving fixings. Suitable for general workshop use.



E SA241
Ø10mm Reversible Air Drill with Keyless Chuck
Polished aluminium housing and planetary gear drive assembly. Fitted with Ø10mm Jacobs keyless chuck. Reverse action suitable for driving fixings. Suitable for general workshop use.




F SA27
Ø13mm Reversible Air Drill
Powerful drill with polished aluminium housing, planetary gear drive assembly and Ø13mm Jacobs keyless chuck. Fitted with flip reverse control and supplied with side handle. Suitable for heavy workshop use.



G SA620
Ø10mm Composite Reversible Air Pistol Drill with Keyless Chuck
Composite lightweight moulded housing reduces effects of chill on operator's hands. Fully reversible with thumb control set above motor housing. Air motor with quality bearings for smooth and powerful operation. Handle exhaust with built-in muffler reduces noise level. Fitted with Ø10mm Jacobs keyless chuck for fast bit changes. Suitable for the professional workshop.



H SA621
Ø13mm Composite Reversible Air Drill with Keyless Chuck
Composite lightweight moulded housing reduces effects of chill on operator's hands. Fully reversible with thumb control set above motor housing. Air motor with quality bearings for smooth and powerful operation. Handle exhaust with built-in muffler reduces noise level. Fitted with Ø13mm Jacobs keyless chuck for fast bit changes. Suitable for the professional workshop.



	A	B	C	D	E	F	G	H
Model No:	SA1008	SA26	GSA231	SA24	SA241	SA27	SA620	SA621
Chuck Size:	Ø6mm	Ø10mm	Ø10mm	Ø10mm	Ø10mm	Ø13mm	Ø10mm	Ø13mm
Free Speed:	4500rpm	1500rpm	15000rpm	1800rpm	1800rpm	700rpm	1800rpm	800rpm
Air Consumption:	14cfm	6cfm	4cfm	4cfm	4cfm	7cfm	4cfm	4cfm
Operating Pressure:	80psi	90psi	90psi	90psi	90psi	90psi	90psi	90psi
Inlet Size:	1/4"BSP	1/4"BSP	1/4"BSP	1/4"BSP	1/4"BSP	1/4"BSP	1/4"BSP	1/4"BSP
Noise Power/Pressure:	101/90dB(A)	101/90dB(A)	104/93dB(A)	100/91dB(A)	100/91dB(A)	100/91dB(A)	91/80dB(A)	91/80dB(A)
Vibration/Uncertainty:	0.46/0.541m/s ²	0.86/1.5m/s ²	8.2/3.28m/s ²	0.89/1.5m/s ²	0.89/1.5m/s ²	0.89/1.5m/s ²	3.3/1.8m/s ²	3.3/1.8m/s ²
Weight:	0.6kg	1.1kg	0.7kg	1.1kg	1.1kg	1.4kg	1.15kg	1.4kg

A-E SEE BELOW**Air Die Grinders**

Model No's SA671 and SA674 feature traditional design with proven reliability. Generation Series models feature some of the best design innovations in air tools with contoured handles, insulating user from chill and vibration. Directional, low noise air exhaust can be rotated 360°, giving operator added protection. Model No. GSA672 features long reach shank with an overall length of 240mm.



	A	B	C	D	E
Model No:	SA671	SA674	GSA671	GSA674	GSA672
Configuration:	Straight - Midi	90° - Midi	Straight - Midi	90° - Midi	Straight - Midi
Collet Size:	Ø3mm, Ø6mm	Ø6mm	Ø3mm, Ø6mm	Ø6mm	Ø6mm
No-Load Speed:	22000rpm	20000rpm	22000rpm	20000rpm	20000rpm
Air Consumption:	7cfm	4cfm	7cfm	4cfm	4cfm
Operating Pressure:	90psi	90psi	90psi	90psi	90psi
Inlet Size:	1/4" BSP	1/4" BSP	1/4" BSP	1/4" BSP	1/4" BSP
Length:	170mm	160mm	165mm	170mm	240mm
Noise Power/Pressure:	100/89dB(A)	101/90dB(A)	104/93dB(A)	103/92dB(A)	95/84dB(A)
Vibration/Uncertainty:	1.6/0.8m/s ²	1.7/0.85m/s ²	1.1/0.55m/s ²	1.4/0.7m/s ²	1.8/0.9m/s ²
Weight:	0.6kg	0.54kg	0.48kg	0.54kg	0.6kg

**P-R SEE BELOW****Spring Balancers**

Designed to support the weight of the tool, reducing operator fatigue and keeps the work area free of clutter. Simple clip-on tool attachment fitted to multi-strand steel cable. Fine load adjustment with hand wheel.

Model No:	Weight	Cable Range:	Length:
P ATB0615	0.5-1.5kg	1.5m	
Q ATB1530	1.5-3kg	1.5m	
R ATB3050	3-5kg	1.35m	

**F-O SEE BELOW****Mounted Wheels**

Abrasive heads suitable for use with die grinders and drills. Supplied individually.

Model No:	Head Diameter:	Shaft Diameter:	Shaft Length:	Overall Length:
F MW01	Ø25mm	Ø6mm	25mm	52mm
G MW02	Ø13mm	Ø6mm	25mm	53mm
H MW03	Ø25mm	Ø6mm	12mm	44mm
I MW04	Ø19mm	Ø6mm	26mm	53mm
J MW05	Ø25mm	Ø6mm	38mm	65mm
K MW06	Ø13mm	Ø3mm	18mm	48mm
L MW07	Ø10mm	Ø3mm	15mm	44mm
M MW08	Ø15mm	Ø3mm	19mm	48mm
N MW09	Ø12mm	Ø3mm	10mm	42mm
O MW10	Ø13mm	Ø3mm	16mm	45mm



Premier
3 YEAR
GUARANTEE*

A-B SEE BELOW
Mini Air Die Grinders

Mini compact air tools designed to suit the professional. Lightweight and versatile making working in tight areas such as engine bays quick and easy. Features a textured finish to ensure a good grip.

	A	B
Model No:	SA1004	SA1005
Configuration:	Straight - Mini	90° - Mini
Collet Size:	Ø6mm	Ø6mm
Free Speed:	25000rpm	16500rpm
Air Consumption:	11.3cfm	12cfm
Operating Pressure:	80psi	80psi
Inlet Size:	1/4"BSP	1/4"BSP
Length:	123mm	125mm
Noise Power/Pressure:	97/86dB(A)	97/86dB(A)
Vibration/Uncertainty:	1.079/0.602m/s ²	1.079/0.602m/s ²
Weight:	0.34kg	0.39kg



Premier
3 YEAR
GUARANTEE*

C-G SEE BELOW
Air Die Grinders

Composite cover moulded around lightweight aluminium alloy housing, reduces effects of chill on operator's hands and provides added control. Air motor with quality bearings for smooth and powerful operation. Exhaust outlet adjusts 360°, keeping airflow away from operator. Safety trigger prevents inadvertent operation. Ideal for re-shaping, deburring and smoothing off rough edges on castings. Suitable for the professional workshop. Available with 'Midi' type body or for added power 'Maxi' bodied versions. Model No. SA656 features long reach shank with an overall length of 260mm.

	C	D	E	F	G
Model No:	SA652	SA653	SA654	SA655	SA656
Configuration:	Straight - Midi	90° - Midi	Straight - Maxi	90° - Maxi	Straight - Maxi
Collet Size:	Ø6mm	Ø6mm	Ø6mm	Ø6mm	Ø6mm
Free Speed:	25000rpm	22000rpm	22000rpm	18000rpm	22000rpm
Air Consumption:	3cfm	3cfm	4cfm	4cfm	4cfm
Operating Pressure:	90psi	90psi	90psi	90psi	90psi
Inlet Size:	1/4"BSP	1/4"BSP	1/4"BSP	1/4"BSP	1/4"BSP
Length:	155mm	160mm	170mm	175mm	260mm
Noise Power/Pressure:	95/84dB(A)	95/84dB(A)	95/84dB(A)	99/89dB(A)	95/84dB(A)
Vibration/Uncertainty:	1.25/0.61m/s ²	1.25/0.61m/s ²	1.25/0.61m/s ²	5.34/0.25m/s ²	1.25/0.61m/s ²
Weight:	0.5kg	0.5kg	0.7kg	0.8kg	0.7kg



H SA96
Air Engraver

Composite bodied high quality tool with Tungsten Carbide tip for engraving metals and plastics. Suitable for security marking loan products, applying service date information to tools and for marking components prior to storage. Supplied with 1.5m of small-bore hosing and 1/4"BSP adaptor.

Free Speed:	3000spm
Air Consumption:	4cfm
Operating Pressure:	60psi
Inlet Size:	1/4"BSP
Replacement Tungsten Tip:	SA96/03
Noise Power/Pressure:	84/73dB(A)
Vibration/Uncertainty:	3.89/0.88m/s ²
Weight:	0.2kg

Replacement Tungsten Carbide Tip - Model No. SA96/03



I SA673
Air Micro Die Grinder

Air motor with quality bearings for smooth and powerful operation. Shrouded exhaust gives quieter operation. Suitable for professional users. Supplied with spanners and grinding points, air tool oil, in-line oiler and quick connector.

Collet Diameter:	Ø3mm(1/8")
Free Speed:	58000rpm
Air Consumption:	3cfm
Operating Pressure:	90psi
Noise Power/Pressure:	82/71dB(A)
Vibration/Uncertainty:	1.56/0.78m/s ²
Contents:	Air Micro Grinder, Grinding Points (x10), Air Tool Oil, In-line Oiler, Quick Connector, Chuck Wrenches
Weight:	0.71kg

A



Ø50mm & Ø75mm

A GSA674K**42pc Air Angle Die Grinding/Sanding Kit**

Suitable for die grinding, sanding or panel preparation. Includes our Generation Series 90° Air Angle Die Grinder (Model No. GSA674), which features a safety trigger, contoured rubber handle and 360° rotating exhaust. Supplied in a storage case with a range of die grinding points, sanding rolls and Ø50/75mm preparation pads. Replacement components readily available.

Pad Sizes:	Ø50, 75mm
Thread Size:	1/4"UNC
Collet Diameters:	Ø3mm, 6mm
Free Speed:	20000rpm
Air Consumption:	4cfm
Operating Pressure:	90psi
Inlet Size:	1/4"BSP
Noise Power/Pressure:	105/91dB(A)
Vibration/Uncertainty:	1.4/0.7m/s ²
Weight:	0.5kg

Generation

B

Premier

Ø50mm

**3 YEAR
GUARANTEE*****B SA720****35pc Ø50mm Mini Air Sander Kit**

Designed for smart repair and spot refinishing. 90° Handle configuration with double finger trigger allows unit to fit snugly into palm for added control. Rubber finger cover reduces effects of chill. Handle exhaust reduces noise and surface contamination. Fitted with variable speed control. Includes a selection of Ø50mm discs and pads with industry standard fitting. Supplied in storage case.

Contents: Ø50mm Backing Pad, Sanding Discs; #60, #80, #120 Grit (10 of each), Surface Prep Pads; Fine, Medium, Coarse (1 of each)

Pad Size:	Ø50mm
Thread Size:	1/4"UNC
Free Speed:	15000rpm
Air Consumption:	4cfm
Operating Pressure:	90psi
Inlet Size:	1/4"BSP
Noise Power/Pressure:	97/86dB(A)
Vibration/Uncertainty:	3.76/0.1m/s ²
Weight:	0.8kg

C

**C SA67****16pc Air Die Grinder Kit**

Includes Model No. SA671 and supplied with a selection of popular sized grinding points, two spanners and storage case.

Collet Diameters:	Ø3, Ø6mm
Free Speed:	22000rpm
Air Consumption:	4cfm
Operating Pressure:	90psi
Inlet Size:	1/4"BSP
Length:	170mm
Configuration:	Straight - Midi
Noise Power/Pressure:	100/89dB(A)
Vibration/Uncertainty:	1.6/0.8m/s ²
Weight:	1.26kg

D

**D GSA67****15pc Air Die Grinder Kit**

Includes Model No. GSA671 and supplied with set of grinding points, chuck spanners and storage case.

Collet Diameters:	Ø3mm, Ø6mm
Free Speed:	22000rpm
Air Consumption:	7cfm
Operating Pressure:	90psi
Inlet Size:	1/4"BSP
Length:	165mm
Configuration:	Straight - Midi
Noise Power/Pressure:	104/93dB(A)
Vibration/Uncertainty:	1.1/2.15m/s ²
Weight:	1.18kg

Generation

E

**E GSA675****15pc 90° Angle Air Die Grinder Kit**

Includes Model No. GSA674 and supplied with set of grinding points, chuck spanners and storage case.

Collet Diameters:	Ø3mm, Ø6mm
Free Speed:	20000rpm
Air Consumption:	4cfm
Operating Pressure:	90psi
Inlet Size:	1/4"BSP
Length:	170mm
Configuration:	90° - Midi
Noise Power/Pressure:	103/92dB(A)
Vibration/Uncertainty:	1.4/0.7m/s ²
Weight:	1.7kg

Generation



Ø100mm

Premier

3 YEAR GUARANTEE*

A SA695
4pc Smart Eraser Air Tool Kit

Complete kit for a variety of body preparation tasks. Includes pinstripe removal pad, abrasive wheel and two wire wheels. Powered by specifically designed air tool, featuring two handles for maximum control during use. Supplied in storage case. Suitable for the professional workshop. All pads/wheels available separately.

Contents:	Pinstripe Removing Pad (x1), Abrasive Wheel (x1), Wire Wheel (Straight) (x1), Wire Wheel (Angled) (x1)
Thread Size:	5/16"UNF
Free Speed:	3600rpm
Air Consumption:	10cfm
Operating Pressure:	90psi
Inlet Size:	1/4"BSP
Noise Power/Pressure:	98/87dB(A)
Vibration/Uncertainty:	0.5/0.55m/s ²
Weight:	1.2kg
Replacement Pad:	SA95PXPLUS
Replacement Abrasive Wheel:	SA695A
Replacement Wire Wheel:	SA695WS (Straight), SA695WA (Angled)



3 YEAR GUARANTEE*


Ø88mm

Composite

B SA95
Air Adhesive Pinstripe Removal Tool

Composite cover moulded around lightweight aluminium alloy housing reduces effects of chill on operator's hands and provides added control. Air motor with quality bearings for smooth and powerful operation. Exhaust outlet adjusts 360° keeping air flow away from operator. Ideal for removing pinstripes or double-sided tape from panel prior to refinishing. Suitable for the professional workshop.

Pad Size:	Ø88 x 15mm
Thread Size:	5/16"UNF
Free Speed:	2500rpm
Air Consumption:	4cfm
Operating Pressure:	90psi
Inlet Size:	1/4"BSP
Noise Power/Pressure:	103/92dB(A)
Vibration/Uncertainty:	0.49/0.54m/s ²
Weight:	1kg
Replacement Pad:	SA95/PX



C SA695A
Polycarbide Abrasive Wheel for SA695

Abrasive wheel for Model No. SA695 Smart Eraser Kit.


Size:	Ø100 x 28mm
Thread Size:	5/16"UNF



D SA695WS
Straight Wire Wheel for SA695

Straight wire wheel for Model No. SA695 Smart Eraser Kit.

Size:	Ø100 x 25mm
--------------	-------------



E SA695WA
Angled Wire Wheel for SA695

Angled wire wheel for Model No. SA695 Smart Eraser Kit.

Size:	Ø100 x 25mm
--------------	-------------



F SA95PXPLUS
Deluxe Stripe Removing Pad for SA695 & SA95

'Toothed' cutting edges rapidly remove pinstripes or double-sided tape prior to refinishing. Large diameter and increased width ensure extended life and make this pad ideal for the busy bodyshop. Suitable for use with Model No's SA95 and SA695.

Pad Size:	Ø100 x 27mm
Thread Size:	5/16"UNF
Minimum Diameter:	Ø50mm
Maximum Speed:	4000rpm



G SA95/PX
Stripe Removing Pad for SA95

Suitable for use with Model No. SA95, for removing pinstripes or double-sided tape from panel work prior to refinishing.

Pad Size:	Ø88 x 16mm
Thread Size:	5/16"UNF
Minimum Diameter:	Ø38mm
Maximum Speed:	4000rpm

**A S01046****Air Belt Sander**

Aluminium housing with articulated sanding arm. Features belt tracking control, heavy-duty nose roller and one-handed trigger operation. Suitable for sanding otherwise inaccessible areas such as around door-shuts. Supplied with three belts. Replacement belts readily available, see **F**.

Belt Size:	10 x 330mm
Air Consumption:	7cfm
Operating Pressure:	90psi
Air Inlet Size:	1/4" BSP
Noise Power/Pressure:	90/79dB(A)
Vibration/Uncertainty:	1.1/0.13m/s ²
Weight:	0.8kg

**B SA35****Air Belt Sander**

Aluminium housing with articulated sanding arm. Features belt tracking control, heavy-duty nose roller and one-handed trigger operation. Suitable for sanding otherwise inaccessible areas such as around door-shuts. Supplied with three belts. Replacement belts readily available, see **F**.

Belt Size:	10 x 330mm
Air Consumption:	7cfm
Operating Pressure:	90psi
Air Inlet Size:	1/4" BSP
Noise Power/Pressure:	97/86dB(A)
Vibration/Uncertainty:	0.52/0.55m/s ²
Weight:	0.8kg

**C SA635****Air Belt Sander**

Aluminium housing with articulated sanding arm. Features belt tracking control, heavy-duty nose roller and one-handed trigger operation. Composite handle with exhaust reduces chill and noise level. Suitable for sanding otherwise inaccessible areas such as around door-shuts. Supplied with three belts. Replacement belts readily available, see **F**.

Belt Size:	10 x 330mm
Air Consumption:	2cfm
Operating Pressure:	90psi
Air Inlet Size:	1/4" BSP
Noise Power/Pressure:	92/81dB(A)
Vibration/Uncertainty:	0.52/0.55m/s ²
Weight:	0.8kg

**D SA354****Air Belt Sander**

Articulated sanding arm with spring loading for easy belt changes. Features belt tracking control, heavy-duty nose roller and one-handed trigger operation. Handle exhaust helps reduce noise level. Suitable for sanding otherwise inaccessible areas and extra width of belt makes tool suitable for welding work too. Replacement belts readily available, see **F**.

Belt Size:	20 x 520mm
Air Consumption:	15cfm
Operating Pressure:	90psi
Air Inlet Size:	1/4" BSP
Noise Power/Pressure:	101/90dB(A)
Vibration/Uncertainty:	4.64/2.32m/s ²
Weight:	1.4kg

**E SA355****Air Belt Sander**

Aluminium housing with articulated sanding arm. Features belt tracking control, heavy-duty nose roller and one-handed trigger operation. Composite handle with exhaust reduces chill and noise level. Suitable for sanding otherwise inaccessible areas such as around door shuts. Extra width of belt makes tool suitable for welding work too. Replacement belts readily available, see **F**.

Belt Size:	20 x 520mm
Air Consumption:	15cfm
Operating Pressure:	90psi
Air Inlet Size:	1/4" BSP
Noise Power/Pressure:	97/86dB(A)
Vibration/Uncertainty:	0.89/0.58m/s ²
Weight:	1.3kg



Replacement Belts for **A-E**.

F SEE BELOW**Sanding Belts - Packs of 5**

Aluminium oxide, super-flexible belts for Sealey and other belt sanders. Supplied in packs of five.

Model No:	Nominal Size:	Grades:
SA35/B40G	10 x 330mm	40 Grit
SA35/B60G	10 x 330mm	60 Grit
SA35/B80G	10 x 330mm	80 Grit
SA35/B100G	10 x 330mm	100 Grit
SA35/B120G	10 x 330mm	120 Grit
SA355/B60G	20 x 520mm	60 Grit
SA355/B80G	20 x 520mm	80 Grit
SA355/B100G	20 x 520mm	100 Grit
SA355/B120G	20 x 520mm	120 Grit
SB009	30 x 540mm	40 Grit
SB0010	30 x 540mm	60 Grit
SB0011	30 x 540mm	80 Grit
SB008	30 x 540mm	100 Grit





Ø50mm Sander

A SA19/S
Ø50mm Air Sander

Lightweight and versatile sanding tool suitable for use with sanding preparation pads or 3M® bristle pads and 3M® backing pads. 97° Angle head with gearless drive gives optimum performance. Fitted with safety release trigger control and variable speed adjustment. Supplied with Ø50mm pad and spanner.

Pad Size:	Ø50mm
Thread Size:	1/4"UNC
Free Speed:	18000rpm
Air Consumption:	10cfm
Operating Pressure:	90psi
Inlet Size:	1/4"BSP
Noise Power/Pressure:	98/87dB(A)
Vibration/Uncertainty:	2.29/0.72m/s ²
Weight:	0.6kg



Ø50mm Sander Mini



3 YEAR GUARANTEE*

D SA1003
Ø50mm Mini Air Sander

Contoured composite handle reduces effects of chill and vibration. Mini design for working in confined areas, ideal for working around engines where space is limited. Lightweight and versatile sanding tool suitable for use with discs and pads with industry standard fitting. Fitted with safety release trigger control and variable speed adjustment. Features rear exhaust with baffle for reduced noise level and safety throttle lever to stop accidental operation. Suitable for professional workshop use. Includes backing pad and wrenches.

Pad Size:	Ø50mm
Thread Size:	M6 x 1mm
Free Speed:	16500rpm
Air Consumption:	12cfm
Operating Pressure:	80psi
Inlet Size:	1/4"BSP
Noise Power/Pressure:	97/86dB(A)
Vibration/Uncertainty:	0.236/0.518m/s ²
Weight:	0.385kg



Ø50mm Sander

B SA70
Ø50mm Air Orbital Sander

Lightweight sanding tool with aluminium housing suitable for use with Ø50mm sanding discs. Air motor with quality bearings for smooth and powerful operation. Fitted with safety trigger to prevent inadvertent operation and rear exhaust for quiet operation. Supplied with Ø50mm pad and spanner.

Pad Size:	Ø50mm
Thread Size:	M6 x 1mm
Free Speed:	15000rpm
Orbit Size:	Ø3mm
Air Consumption:	4cfm
Operating Pressure:	90psi
Inlet Size:	1/4"BSP
Noise Power/Pressure:	107/96dB(A)
Vibration/Uncertainty:	11.8/4.72m/s ²
Weight:	0.6kg



E Sander Polisher Ø75mm Composite



3 YEAR GUARANTEE*

E SEE BELOW
Ø75mm Premier Composite Mini Air Tools

Composite lightweight housing reduces effects of chill on operator's hands. Adjustable speed control on side of motor housing. Air motor with quality bearings for smooth and powerful operation. Model No. SA721 is ideal for sanding down smaller areas prior to smart repairs or spot refinishing. Model No. SA722 features integral gear system that reduces output speed, still maintaining a high torque level. Both models are supplied with Ø75mm hook-and-loop pad.

Model No:	SA721	SA722
Description:	Orbit Sander	Polisher
Pad Size:	Ø75mm	Ø75mm
Thread Size:	5/16"UNF	5/16"UNF
Free Speed:	15000rpm	2000-6000rpm
Orbit Size:	Ø3mm	n/a
Air Consumption:	3cfm	3cfm
Operating Pressure:	90psi	90psi
Inlet Size:	1/4"BSP	1/4"BSP
Noise Power/Pressure:	88.3/77.2dB(A)	89.4/78.4dB(A)
Vibration/Uncertainty:	4.25/0.85m/s ²	2.5/1m/s ²
Weight:	0.5kg	0.6kg



Ø50mm Sander



C GSA70
Ø50mm Air Orbital Sander

Composite cover moulded around lightweight aluminium alloy housing reduces effects of chill on operator's hands and provides added control. Air motor with quality bearings for smooth and powerful operation. Fitted with safety release trigger control to prevent accidental operation. Exhaust outlet adjusts 360° keeping airflow away from operator. Supplied with Ø50mm pad and spanner.

Pad Size:	Ø50mm
Thread Size:	M6 x 1mm
Free Speed:	15000rpm
Orbit Size:	Ø3mm
Air Consumption:	4cfm
Operating Pressure:	90psi
Inlet Size:	1/4"BSP
Noise Power/Pressure:	101/90dB(A)
Vibration/Uncertainty:	4.5/2.25m/s ²
Weight:	0.7kg



F Generation Ø75mm Polisher

F GSA722
Ø75mm Air Polisher

Textured grip and lightweight aluminium alloy housing provide comfort and control. Powerful air motor provides smooth operation under load. Supplied with Ø75mm hook-and-loop pad and spanner. Use with Ø79mm buffing and polishing heads.

Pad Size:	Ø75mm
Thread Size:	M6 x 1mm
Free Speed:	2500rpm
Air Consumption:	4cfm
Operating Pressure:	90psi
Inlet Size:	1/4"BSP
Noise Power/Pressure:	94/83dB(A)
Vibration/Uncertainty:	4.13/0.90m/s ²
Weight:	0.7kg



SA722 in use. **E**

A



Ø150mm

QUIET
RUNNING

Siegen

A S01044**Ø150mm Air Random Orbital Sander**

Lightweight body with moulded handle, reducing chill effects and providing extra control. Fitted with dual exhaust ports and air control valve. Supplied with Ø150mm hook-and-loop pad. Ideal for the DIY enthusiast and light garage use.

Pad Size:	Ø150mm
Thread Size:	5/16"UNF
Free Speed:	10000rpm
Orbit Size:	Ø5mm
Air Consumption:	4cfm
Operating Pressure:	90psi
Inlet Size:	1/4"BSP
Noise Power/Pressure:	94/83dB(A)
Vibration/Uncertainty:	4.6/2.3m/s ²
Weight:	1.7kg

B



Ø150mm

QUIET
RUNNING**B SA77****Ø150mm Air Random Orbital Sander**

Lightweight, balanced aluminium body with double bearing counter balance assembly and spindle lock device for easy pad removal. Housing fitted with composite cap and internal baffle for quiet operation. Equipped with airflow control valve. Supplied with Ø150mm hook-and-loop backing pad.

Pad Size:	Ø150mm
Thread Size:	5/16"UNF
Free Speed:	10000rpm
Orbit Size:	Ø4.2mm
Air Consumption:	4cfm
Operating Pressure:	90psi
Inlet Size:	1/4"BSP
Noise Power/Pressure:	96/85dB(A)
Vibration/Uncertainty:	41.77/16.7m/s ²
Weight:	1.9kg

C



Ø125mm

20V

C CP20VOS**20V Ø125mm Random Orbital Palm Sander Body Only**

Powerful, cordless, lightweight orbital sander. Durable composite housing with soft grip for added comfort. 3-Speed settings gives control to complete various tasks. Features a self-contained dust extraction port with dust collection bag. Fitted with Ø125mm hook-and-loop backing pad and supplied with two sanding discs. Requires compatible 20V battery and mains charger, sold separately. For full details, see page 850.

D



20V

D CP20VBP2**20V 2Ah Lithium-ion Power Tool Battery for CP20V Series**

For full details, see page 872.

E

Ø150mm



F

Ø150mm

Dust-Free



G

Ø75mm

**E-F SEE BELOW****Ø150mm Air Palm Orbital Sanders**

Polycarbonate outer housing with soft rubber handgrip reduces chill and vibration. Fitted with dual bearings in eccentric assembly to maximize working life. Exhaust muffler helps reduce noise emission. Model No. SA09 features dust-free outlet for use with centralised dust extraction systems. Supplied with Ø150mm hook-and-loop pad.

G GSA003**Ø75mm Air Palm Orbital Sander**

Variable speed control lever for quick adjustment to suit workpiece. Supplied with hook-and-loop pad.

	E	F	G
Model No:	SA08	SA09	GSA003
Pad Size:	Ø150mm	Ø150mm	Ø75mm
Thread Size:	5/16"UNF	5/16"UNF	5/16"UNF
Free Speed:	10000rpm	10000rpm	11000rpm
Orbit Size:	Ø5mm	Ø5mm	Ø2.5mm
Air Consumption:	13cfm	13cfm	3.5cfm
Operating Pressure:	90psi	90psi	90psi
Inlet Size:	1/4"BSP	1/4"BSP	1/4"BSP
Vacuum Outlet:	n/a	Ø28mm	n/a
Noise Power/ Pressure:	92/81dB(A)	92/81dB(A)	87/76dB(A)
Vibration/ Uncertainty:	5.7/0.54m/s ²	5.7/0.54m/s ²	0.8/0.4m/s ²
Weight:	1kg	1kg	0.65kg



A Ø150mm

B Ø150mm Dust-Free

C Ø150mm Dust-Free Self-Contained

Generation

A-C SEE BELOW

Ø150mm Air Palm Random Orbital Sanders

Variable speed control lever for quick adjustment to suit workpiece. Model No's GSA04 and GSA05 feature a 360° exhaust muffler to help reduce noise emission and redirect airflow away from operator. Model No. GSA05 features a dust-free outlet for use with centralised dust extraction systems. Model No. GSA06 features a self-generated vacuum with hose and bag. All models supplied with Ø150mm hook-and-loop pad.



D Ø75mm

E Ø150mm

F Ø150mm Dust-Free

D-F SEE BELOW

Air Palm Orbital Sanders

Polycarbonate outer housing with soft rubber handgrip reduces chill and vibration. Features adjustable air regulator for additional control and exhaust muffler to reduce noise emission. Model No. SA801 features dust-free outlet for use with centralised dust extraction systems. All models supplied with hook-and-loop pad.

	A	B	C	D	E	F
Model No:	GSA04	GSA05	GSA06	SA802	SA800	SA801
Pad Size:	Ø150mm	Ø150mm	Ø150mm	Ø75mm	Ø150mm	Ø150mm
Thread Size:	5/16"UNF	5/16"UNF	5/16"UNF	5/16"UNF	5/16"UNF	5/16"UNF
Free Speed:	10500rpm	10500rpm	10500rpm	13000rpm	10000rpm	10000rpm
Orbit Size:	Ø2.5mm	Ø2.5mm	Ø2.5mm	Ø2.5mm	Ø5mm	Ø5mm
Air Consumption:	3cfm	3cfm	3cfm	4cfm	16cfm	16cfm
Operating Pressure:	90psi	90psi	90psi	90psi	90psi	90psi
Inlet Size:	1/4"BSP	1/4"BSP	1/4"BSP	1/4"BSP	1/4"BSP	1/4"BSP
Vacuum Outlet:	n/a	Ø26mm	Ø31.5mm	n/a	n/a	Ø28mm
Noise Power/Pressure:	101/90dB(A)	101/90dB(A)	101/90dB(A)	100/89dB(A)	100/89dB(A)	100/89dB(A)
Vibration/Uncertainty:	4.4/2.2m/s ²	4.4/2.2m/s ²	4.4/2.2m/s ²	5.24/1.01m/s ²	5.24/1.01m/s ²	5.24/1.01m/s ²
Weight:	1kg	1kg	1kg	0.5kg	0.7kg	0.7kg



G-H Ø180mm

G-H SEE BELOW

Ø180mm Air Angle Sander & Polisher

Both units have a polished and well balanced aluminium body with two side handle mounting positions. Trigger operated throttle control. Supplied with Ø180mm self-adhesive backing pad.

	G	H
Model No:	SA17/S	SA18/S
Type:	Polisher	Sander
Pad Size:	Ø180mm	Ø180mm
Thread Size:	5/8"UNC	5/8"UNC
Free Speed:	2500rpm	4500rpm
Air Consumption:	5.3cfm	7cfm
Operating Pressure:	90psi	90psi
Inlet Size:	1/4"BSP	1/4"BSP
Noise Power/Pressure:	100/89dB(A)	101/90dB(A)
Vibration/Uncertainty:	2.39/ 0.73m/s ²	3.33/ 0.82m/s ²
Weight:	2kg	2kg




I 400 x 70mm

I SA32

Twin Piston In-line Air Sander

Twin piston configuration powers base plate on both forward and backward strokes, whilst also reducing vibration for comfortable operation. Well balanced aluminium housing and base plate. Accepts 115mm papers or sheets and is suitable for heavy bodyshop use.

Pad Size:	400 x 70mm
Stroke:	25mm
Free Speed:	2400spm
Air Consumption:	8cfm
Operating Pressure:	90psi
Inlet Size:	1/4"BSP
Noise Power/Pressure:	107/96dB(A)
Vibration/Uncertainty:	8.47/3.38m/s ²
Weight:	3kg



J 165 x 90mm

J SA22

Air Operated Flat Bed Sander

Orbital flat bed sander with counter-balanced drive shaft for smooth operation. Palm type trigger with rubber head ring allows comfortable, one-handed operation. Suitable for sanding body panels, wood, metals and plastics, this tool is suitable for 115mm roll papers and uses strong spring clips to attach them to the base plate.

Pad Size:	165 x 90mm
Orbit Size:	Ø5mm
Free Speed:	8000rpm
Air Consumption:	13cfm
Operating Pressure:	90psi
Inlet Size:	1/4"BSP
Noise Power/Pressure:	93/82dB(A)
Vibration/Uncertainty:	16.5/6.6m/s ²
Weight:	1.88kg



A S01045
Reciprocating Air Saw
 Ideal for initial crash repair preparation when quick removal of damaged panels is required. Fitted with safety trigger device to prevent accidental operation. Features adjustable blade guide. Supplied with a starter pack of blades. Suitable for light garage use



B SA342
Reciprocating Air Saw
 Ideal for a variety of bodyshop applications such as cutting panels, exhaust work, sills and chassis members. Fitted with safety trigger device to prevent accidental operation. Features adjustable blade guide. Supplied with a starter pack of blades.



C SA348
Slim Body Reciprocating Air Saw
 Suitable for a variety of bodyshop applications such as cutting through panels, sills and chassis members. Excellent for initial crash repair preparation when quick removal of damaged panels is required. Fitted with safety trigger device. Supplied with a starter pack of blades.




D SA34
Reciprocating Air Saw
 Suitable for a variety of bodyshop applications such as cutting panels, exhaust work, sills and chassis members. Excellent for initial crash repair preparation when quick removal of damaged panels is required. Fitted with safety trigger device to prevent accidental operation. Supplied with a starter pack of blades.



E SA1006
Mini Reciprocating Air Saw
 Textured finish to ensure a good grip. Suitable for a variety of bodyshop applications such as cutting through panels, sills, chassis members etc. Excellent for initial crash repair preparation when quick removal of damaged panels is required. Fitted with safety trigger device. Suitable for the professional workshop. Supplied with starter pack of blades. See page 931 for replacement blades.



F SA347
Mini Reciprocating Air Saw/Needle File
 Suitable for a variety of bodyshop applications particularly where space is limited. Use as a cutting saw for panels or a file for deburring and shaping metalwork. Fitted with safety trigger device. Supplied with a starter pack of blades and files. See page 931 for replacement blades.



G SA34/B14
HSS Air Saw Blades
 For full details, see page 931.

	A	B	C	D	E	F
Model No:	S01045	SA342	SA348	SA34	SA1006	SA347
Maximum Cutting Capacity:	2mm (Steel), 2.5mm (Aluminium)	1.5mm (Steel), 1.5mm (Aluminium)	2mm (Steel), 3mm (Aluminium)	2mm (Steel), 2.5mm (Aluminium)	2mm (Steel), 2.5mm (Aluminium)	1.2mm (Steel & Aluminium)
Free Speed:	10000spm	9000spm	9000spm	10000spm	4500spm	7500spm
Stroke:	10mm	10mm	10mm	10mm	7.9mm	5.5mm
Air Consumption:	4cfm	4cfm	3cfm	6cfm	8.5cfm	4cfm
Operating Pressure:	90psi	90psi	90psi	90psi	80psi	90psi
Inlet Size:	1/4"BSP	1/4"BSP	1/4"BSP	1/4"BSP	1/4"BSP	1/4"BSP
Noise Power/ Pressure:	98/87dB(A)	99/88dB(A)	99/88dB(A)	100/89dB(A)	88/77dB(A)	89/78dB(A)
Vibration/ Uncertainty:	17.07/2.32m/s ²	12.166/1.5m/s ²	11.985/1.5m/s ²	27.95/3.26m/s ²	3.359/0.827m/s ²	12.2/1.85m/s ²
Weight:	0.6kg	0.7kg	0.4kg	0.6kg	0.540kg	0.5kg

A



A SA36
Air Punch/Flange Tool

Suitable for heavy bodyshop use. Aluminium alloy body with steel punch and die. Puts a 10mm flange onto car panel thickness sheet for lap jointing and puts Ø5mm holes in panels for MIG spot-welding.

Operating Pressure:	90psi
Inlet Size:	1/4" BSP
Air Consumption:	2cfm
Noise Power/Pressure:	85/74dB(A)
Vibration/Uncertainty:	0.8/0.57m/s ²
Weight:	1.3kg
Replacement Punch:	SA36.V2-06
Replacement Die:	SA36.V2-03

B



B SA28
Air Nibbler

Well balanced robust construction with fingertip operated throttle control. Suitable for cutting intricate shapes in steel up to 1.5mm thick. Punch and die may be rotated through 360° to aid access and obtain maximum consumable life.

Maximum Cutting Capacity:	1.5mm (Steel)
Free Speed:	3000spm
Air Consumption:	4cfm
Operating Pressure:	90psi
Inlet Size:	1/4" BSP
Noise Power/Pressure:	99/88dB(A)
Vibration/Uncertainty:	7.76/1.5m/s ²
Weight:	0.79kg
Replacement Punch & Die Set:	SA28PDKV2

C



C SA649
Air Nibbler

Composite cover moulded around lightweight aluminium alloy housing reduces effects of chill on operator's hands and provides added control. Air motor with quality bearings for smooth and powerful operation. Exhaust outlet adjusts 360°, keeping air flow away from operator. Suitable for cutting intricate shapes in steel up to 1.5mm thick. Punch and die may be rotated through 360° to aid access and obtain maximum consumable life.

Composite

3 YEAR
GUARANTEE*

Maximum Cutting Capacity:	1.5mm (Steel)
Free Speed:	3200spm
Air Consumption:	4cfm
Operating Pressure:	90psi
Inlet Size:	1/4" BSP
Noise Power/Pressure:	97/86dB(A)
Vibration/Uncertainty:	8.73/3.33m/s ²
Weight:	0.9kg
Replacement Punch:	SA649.41
Replacement Die:	SA649.43

D



D SA53
Air Power Shears

Suitable for cutting straight lines in sheet metal. Palm throttle control and alloy head and housing. Blades are consumable items and are not covered by guarantee.

Maximum Cutting Capacity:	1.2mm (Steel)
Air Consumption:	4cfm
Operating Pressure:	90psi
Inlet Size:	1/4" BSP
Noise Power/Pressure:	99/88dB(A)
Vibration/Uncertainty:	6.4/0.38m/s ²
Weight:	1kg
Replacement Blade Outer Left:	SA53.V3-31
Replacement Blade Outer Right:	SA53.V3-30
Replacement Blade Centre:	SA53.V3-32

E



E SA56
Pistol Type Air Shears

Pistol grip design for increased control and manoeuvrability. Finger tipped control and polished aluminium housing with alloy head. Suitable for cutting straight lines in steel metal sheet up to 1.2mm thickness.

Maximum Cutting Capacity:	1.2mm (Steel)
Air Consumption:	4cfm
Operating Pressure:	90psi
Inlet Size:	1/4" BSP
Noise Power/Pressure:	99/88dB(A)
Vibration/Uncertainty:	4/0.13m/s ²
Weight:	1.2kg
Replacement Blade Outer Left:	SA56.32
Replacement Blade Outer Right:	SA56.31
Replacement Blade Centre:	SA56.33

F



HEAVY DUTY

F SA120
Industrial Air Hammer

Heavy-duty alloy handle with thumb actuated trigger control. Large open grip enables use of this tool whilst wearing heavy gauntlets or gloves. Supplied with chisel retaining spring.

Chisel Shank Size:	12.7 x 47mm
Stroke:	20mm
Free Speed:	3000bpm
Air Consumption:	4cfm
Operating Pressure:	90psi
Inlet Size:	1/4" BSP
Noise Power/Pressure:	114/103dB(A)
Vibration/Uncertainty:	20.88/3.06m/s ²
Weight:	1.7kg
Replacement Spring Retainer:	SA120/21
Optional Chisels:	
Model No:	Type:
G SA120/F	Flat Chisel
H SA120/P	Pointed Chisel


D





A SA12/S MEDIUM STROKE
Medium Stroke Air Hammer Kit

Medium stroke air hammer and chisel set. Chisel variety covers a range of different applications. Supplied in storage case.



B SA11 LONG STROKE
Long Stroke Air Hammer Kit

Long stroke air hammer and chisel set. Chisel variety covers a range of different applications. Supplied in storage case.



G SA11R/17
Retaining Spring for Air Hammer

Suitable for Model No's SA11, SA12/S, GSA11, GSA12, SA50, SA613, SA614 and other brands of air hammer. Chisels have .401" Parker Taper shanks.



C GSA12 MEDIUM STROKE
Generation Air Hammer Kit Medium Stroke

Generation Series air hammer kit. Handle exhaust reduces noise emission, and contoured soft grip allows added comfort and control. Chisel variety covers a range of different applications. Supplied in storage case.



D GSA11 LONG STROKE
Generation Air Hammer Kit Long Stroke

Generation Series air hammer kit. Handle exhaust reduces noise emission, and contoured, soft grip allows added comfort and control. Chisel variety covers a range of different applications. Supplied in storage case.



H SA11QRC
Air Chisel Quick Release Coupling

For use with .401" Parker taper chisels. Quick release feature allows fast and easy interchanges. Suitable for Sealey and other brands of air hammers.

Shank Size: .401" Parker Taper



E MEDIUM STROKE
3 YEAR GUARANTEE*
Premier



F LONG STROKE
3 YEAR GUARANTEE*
Premier

E-F SEE BELOW
Composite Air Hammer Kits

Composite lightweight housing reduces effects of chill on operator's hands. Exhaust outlet adjusts 360°, keeping airflow away from operator. Heat treated alloy steel impact components ensures suitability for the professional workshop. Supplied with five chisels.



I VS0291
Air Hammer Impact Driver

Used in conjunction with a standard air hammer at low pressure and 5/16" (8mm) Hex bit. Vibration shakes the screw loose doing the hard work for you, while rotation is applied with the handle. Ideal for corroded, countersunk, overtightened and painted screws. No more stripping of screw heads.

Shank Size: .401" Parker Taper


Bit Size: 5/16" (8mm), Bits not supplied

	A	B	C	D	E	F
Model No:	SA12/S	SA11	GSA12	GSA11	SA613	SA614
Chisel Shank Size:	.401" Parker Taper	.401" Parker Taper	.401" Parker Taper	.401" Parker Taper	.401" Parker Taper	.401" Parker Taper
Stroke:	32mm	67mm	43mm	66mm	50mm	70mm
Free Speed:	4500bpm	3500bpm	4500bpm	3600bpm	4200bpm	2900bpm
Air Consumption:	4cfm	4cfm	4cfm	5cfm	7.4cfm	7.8cfm
Operating Pressure:	90psi	90psi	90psi	90psi	90psi	90psi
Inlet Size:	1/4" BSP	1/4" BSP	1/4" BSP	1/4" BSP	1/4" BSP	1/4" BSP
Noise Power/Pressure:	95/84dB(A)	111/100dB(A)	114/103dB(A)	103/92dB(A)	111/100dB(A)	112/101dB(A)
Vibration/Uncertainty:	13.4/1.5m/s ²	28/11.2m/s ²	27/10.8m/s ²	12.78/1.76m/s ²	13.61/1.8m/s ²	16.15/1.88m/s ²
Weight:	1.2kg	1.5kg	2.2kg	2.3kg	1.4kg	1.6kg
Consumable Parts:	SA12C - 5pc Chisel Set	SA11C - 5pc Chisel Set	SA12C - 5pc Chisel Set	SA11C - 5pc Chisel Set	SA12C - 5pc Chisel Set	SA11C - 5pc Chisel Set



A SA51
Air Needle Scaler

Suitable for cleaning heavy paint and rust scale from metal surfaces. Palm control trigger mechanism. Replacement needle set available, see table below.



B SA52
Air Needle Scaler/Flux Chipper

Straight type air hammer supplied with interchangeable needle and chisel heads. Suitable for cleaning heavy paint and rust scale from metal surfaces. Palm control trigger mechanism. Replacement needle set and chisel available, see table below.



C SA661
Air Needle Scaler - Composite

Suitable for cleaning heavy paint and rust scale from metal surfaces. Composite housing protects user from chill and helps to reduce vibration. Palm control trigger mechanism. Directional, low noise air exhaust can be rotated 360°, giving operator added protection. Replacement needle set available, see table below.

3 YEAR
GUARANTEE*



D NEW

SA501 without Needle Scaler.
To use as a standard air hammer,
order Spring Retainer (SA11R/17).



E Generation

SA50 without Needle Scaler.
To use as a standard air hammer,
order Spring Retainer (SA11R/17).



F Premier

SA660 without Needle Scaler.
To use as a standard air hammer,
order Spring Retainer (SA11R/17).

3 YEAR
GUARANTEE*



G SA50A
Needle Scaler Adaptor

For cleaning heavy paint and rust scale from metal surfaces. Designed for use with Model No. SA50, but also suitable for Sealey and other brands of air hammers.

Replacement Needle Set (19pc): **SA50.02**

	A	B	C	D	E	F
Model No:	SA51	SA52	SA661	SA501	SA50	SA660
Stroke:	32mm	32mm	38mm	43mm	43mm	38mm
Free Speed:	4800bpm	4800bpm	4600bpm	4500bpm	4500bpm	4500bpm
Air Consumption:	3cfm	3cfm	6cfm	4cfm	4cfm	10cfm
Operating Pressure:	90psi	90psi	90psi	90psi	90psi	90psi
Inlet Size:	1/4" BSP	1/4" BSP	1/4" BSP	1/4" BSP	1/4" BSP	1/4" BSP
Noise Power/Pressure:	105/94dB(A)	105/94dB(A)	92/91dB(A)	111/100dB(A)	111/100dB(A)	107/97dB(A)
Vibration/Uncertainty:	9.84/1.34m/s ²	8.56/1.34m/s ²	4.9/2.45m/s ²	13/5.2m/s ²	13/5.2m/s ²	6.3/3.15m/s ²
Weight:	1.2kg	1.2kg	1.3kg	1.98kg	1.98kg	1.7kg
Replacement Needle Set:	SA51/16 (12pc)	SA51/16 (12pc)	SA51/16 (12pc)	SA50.02 (19pc)	SA50.02 (19pc)	SA50.02 (19pc)
Optional Accessories:	-	SA52/15 - Replacement Chisel	-	SA12C - 5pc Chisel Set, SA11R/17 - Spring Retainer	SA12C - 5pc Chisel Set, SA11R/17 - Spring Retainer	SA12C - 5pc Chisel Set, SA11R/17 - Spring Retainer



A SA153
058mm Air Mini Angle Grinder

Lightweight mini housing design with textured finish. Ideal for work in confined areas. Features rear exhaust with baffle for reduced noise level and safety throttle lever to stop accidental operation. Suitable for professional workshop use. Supplied with grinding disc.



B SA43
0100mm Angle Grinder

Aluminium body and bevel gear housing with steel disc guard. Well-balanced, multipurpose tool suitable for general workshop use. Supplied with locking and pin spanners.



C SA44
0100mm Air Angle Grinder

Aluminium body and bevel gear housing with steel disc guard and side handle. Fitted with throttle safety device to prevent accidental operation. Balanced and comfortable to operate. Suitable for general/heavy workshop use. Supplied with side handle and locking and pin spanners. Grinding disc not included.



D SA152
0100mm Air Angle Grinder - Composite Body

Lightweight, easy to handle composite body reduces the effects of vibration and chill. Features rear exhaust with baffle for reducing noise level, safety throttle lever and spindle stop button. Supplied with side handle and spanner. Grinding disc not included.

	A	B	C	D
Model No:	SA153	SA43	SA44	SA152
Disc Size:	058mm	0100mm	0100mm	0100mm
Spindle Size:	1/4" x 19 UNC	M10 x 1.5mm	3/8" x 24 UNF	M10 x 1.5mm
Free Speed:	15000rpm	10000rpm	10000rpm	12000rpm
Air Consumption:	3cfm	3.5cfm	4cfm	4cfm
Operating Pressure:	90psi	90psi	90psi	90psi
Inlet Size:	1/4" BSP	1/4" BSP	1/4" BSP	1/4" BSP
Noise Power/Pressure:	88/77dB(A)	86/82dB(A)	94/83dB(A)	96/85dB(A)
Vibration/Uncertainty:	5.66/1.06m/s ²	0.6/0.1m/s ²	2.09/1.5m/s ²	6.5/1.14m/s ²
Weight:	0.34kg	1.1kg	1.9kg	1.8kg



E PTC/100G
0100 x 6mm Grinding Disc 016mm Bore

Aluminium oxide, depressed centre disc for electric and air tools. Suitable for metal grinding applications.

Disc Size Metric:	Disc Size Imperial:	Bore:	Pack Qty:
0100 x 6mm	04"	016mm	1



F SA92
Air Tyre Buffer

Aluminium cased air motor with selection of 06mm shanked grinding points, 010mm chuck and tyre buffing cone. Kit also includes spanners, chuck key and air hose adaptors.

Chuck Size:	010mm
Free Speed:	2200rpm
Air Consumption:	5cfm
Operating Pressure:	90psi
Inlet Size:	1/4" BSP
Noise Power/Pressure:	101/90dB(A)
Vibration/Uncertainty:	1.5/0.64m/s ²
Weight:	0.4kg
Replacement Buffing Cone:	SA651/C



A SA31 Air/Hydraulic Riveter

Powerful tool suitable for both aluminium and blind steel rivets up to 3/16". Supplied with four riveting nozzles and two spanners. Trigger operated riveter with hardened steel jaw assembly and rivet shaft safety cap.



B SA312 Air/Hydraulic Riveter

Suitable for aluminium, steel and stainless steel rivets up to 3/16". Supplied with four riveting nozzles and two spanners. Trigger operated riveter with hardened steel jaw assembly and rivet shaft safety cap. Will handle heavy assembly work.



C GSA312 Air/Hydraulic Riveter

Suitable for aluminium, steel and stainless steel rivets up to 3/16". Supplied with four riveting nozzles and two spanners. Trigger operated riveter with hardened steel jaw assembly and rivet shaft safety cap. Will handle heavy assembly work. Composite handle insulates user from chill and vibration.



D SA314 Heavy-Duty Air/Hydraulic Riveter

Heavy-duty model suitable for aluminium, steel and stainless steel rivets up to 1/4". Supplied with five riveting nozzles and two spanners. Trigger operated riveter with hardened steel jaw assembly and rivet shaft safety cap. Ideal for heavy assembly work.



E GSA314 Heavy-Duty Air/Hydraulic Riveter

Heavy-duty model suitable for aluminium, steel and stainless steel rivets up to 1/4". Supplied with five riveting nozzles and two spanners. Trigger operated riveter with hardened steel jaw assembly and rivet shaft safety cap. Ideal for heavy assembly work. Composite handle insulates user from chill and vibration.



F SA316 Air/Hydraulic Riveter Vacuum System

Powerful tool suitable for aluminium, steel, stainless steel and structural blind rivets up to 1/4". Trigger operated riveter with hardened steel jaw assembly and air-actuated vacuum rivet shaft collector. Grip for added comfort and hanging loop for use with balancer. Supplied with three riveting nozzles, two spanners and oil can.



G SA317 Air/Hydraulic Nut Riveter Vacuum System

Heavy-duty, suitable for all types of nut rivets. Supplied with seven mandrels, two spanners and oil syringe. Trigger operated with automatic wind release for fast application. Will handle heavy assembly work.

Mandrel Sizes: M3, M4, M5, M6, M8, M10, M12
Air Consumption: 4.5cfm
Operating Pressure: 100psi
Inlet Size: 1/4" BSP
Stroke Range: 1-8mm
Noise Power/Pressure: 89/78dB(A)
Weight: 2.6kg

	A	B	C	D	E	F
Model No:	SA31	SA312	GSA312	SA314	GSA314	SA316
Nozzle Sizes:	3/32"(2.4mm), 1/8"(3.2mm), 5/32"(4mm), 3/16"(4.8mm)	3/32"(2.4mm), 1/8"(3.2mm), 5/32"(4mm), 3/16"(4.8mm)	3/32"(2.4mm), 1/8"(3.2mm), 5/32"(4mm), 3/16"(4.8mm)	3/32"(2.4mm), 1/8"(3.2mm), 5/32"(4mm), 3/16"(4.8mm), 1/4"(6.4mm)	3/32"(2.4mm), 1/8"(3.2mm), 5/32"(4mm), 3/16"(4.8mm), 1/4"(6.4mm)	3/16"(4.8mm), 7/32"(5.6mm), 1/4"(6.4mm)
Air Consumption:	4cfm	4cfm	4cfm	4cfm	4cfm	4cfm
Operating Pressure:	90psi	90psi	90psi	90psi	90psi	90psi
Inlet Size:	1/4" BSP	1/4" BSP	1/4" BSP	1/4" BSP	1/4" BSP	1/4" BSP
Blind Rivet Type:						
Aluminium:	✓	✓	✓	✓	✓	✓
Steel:	✓	✓	✓	✓	✓	✓
Stainless Steel:	✗	✓	✓	✓	✓	✓
Structural:	✗	✗	✗	✗	✗	✓
Noise Power/ Pressure:	80/72 dB(A)	80/72 dB(A)	80/73 dB(A)	80/72 dB(A)	80/73 dB(A)	82/71 dB(A)
Weight:	1.3kg	1.3kg	1.3kg	1.6kg	1.6kg	1.9kg



A SA789
13-32mm Air Staple Gun

Professional air stapler with lightweight aluminium body and rubber grip handle. Safety trigger device to prevent accidental firing of staples. Supplied in storage case with oiler and starter pack of staples.

Staple Capacity:	13-32mm 18SWG
Operating Pressure:	60-100psi
Inlet Size:	1/4" BSP
Noise Power/Pressure:	98/85dB(A)
Vibration/Uncertainty:	4.69/1.5m/s ²
Weight:	1.05kg



B SA791
10-50mm Air Nail Gun

Professional air nail gun with lightweight aluminium body and rubber grip handle. Fastener size 18 gauge nails 3/8"-2"(10-50mm). Magazine capacity 100 nails with built-in capacity indicator. Firing mode contact actuation. Thumbscrew adjustment of drive depth to suit application. Adjustable 360° exhaust allowing air to be directed away from debris. Supplied with storage case with oiler and starter pack of nails.

Nail Capacity:	10-50mm 18SWG
Operating Pressure:	60-100psi
Inlet Size:	1/4" BSP
Noise Power/Pressure:	99/92dB(A)
Vibration/Uncertainty:	2.8/1.5m/s ²
Weight:	1.25kg



C SA792
10-50mm/10-40mm Air Nail/Staple Gun


Professional air nailer/stapler with lightweight aluminium body and rubber grip handle. Safety trigger device to prevent accidental firing of nails and staples. Supplied in storage case with oiler and starter pack of nails and staples.

Nail Capacity:	10-50mm 18SWG
Staple Capacity:	10-40mm 18SWG
Operating Pressure:	60-116psi
Inlet Size:	1/4" BSP
Noise Power/Pressure:	99/93dB(A)
Vibration/Uncertainty:	2.74/1.37m/s ²
Weight:	2.68kg



D SEE BELOW
18SWG Nails

Model No:	Length:	Pack Qty:	Applications:
SAAN1810	10mm	5000	SA791, SA792
SAAN1815	15mm	5000	SA791, SA792
SAAN1820	20mm	5000	SA791, SA792
SAAN1825	25mm	5000	SA791, SA792
SAAN1830	30mm	5000	SA791, SA792
SAAN1832	32mm	5000	SA791, SA792
SAAN1835	35mm	5000	SA791, SA792
SAAN1840	40mm	5000	SA791, SA792
SAAN1850	50mm	5000	SA791, SA792



E SEE BELOW
18SWG Staples

Model No:	Length:	Crown:	Pack Qty:	Applications:
SAAS1810	10mm	5.7mm	5000	SA789, SA792
SAAS1813	13mm	5.7mm	5000	SA789, SA792
SAAS1816	16mm	5.7mm	5000	SA789, SA792
SAAS1819	19mm	5.7mm	5000	SA789, SA792
SAAS1825	25mm	5.7mm	5000	SA789, SA792
SAAS1828	28mm	5.7mm	5000	SA789, SA792
SAAS1832	32mm	5.7mm	5000	SA789, SA792
SAAS1835	35mm	5.7mm	5000	SA792
SAAS1838	38mm	5.7mm	5000	SA792
SAAS1840	40mm	5.7mm	5000	SA792



F SAC0610EKIT
Air Compressor/Air Nail/Staple Gun Kit

The most economical way to purchase an air nail/staple gun kit. Comprises Model No's SAC0610E Compressor, AH5RX 5m Air Hose and SA792 Nail/Staple Gun. Compressor can also be used with any of our air brushes (see page 696) or tyre inflators (see pages 555 to 557).

Compressor Specification:	
Motor Output:	1hp
Voltage/Phase:	230V - 1ph
Minimum Rated Supply:	13A
Air Displacement cfm(L/min):	4(113)
Maximum Free Air Delivery cfm(L/min):	2.7(76)
Maximum Pressure:	116psi(8bar)
Receiver Capacity:	6L
Outlet Fitting:	Quick Release Coupling
Dimensions (W x D x H):	400 x 175 x 430mm
Weight:	14.5kg
Nailer/Stapler Specification:	
Nail Capacity:	10-50mm 18SWG
Staple Capacity:	10-40mm 18SWG
Operating Pressure:	60-116psi
Gun Weight:	1.35kg



F
6L
4 cfm
1hp





A SA33G
5pc Air Accessory Kit

Air tools and accessories suitable for all leading makes of compressor. Includes gravity feed spray gun, tyre inflator with gauge, paraffin/detergent spray gun, air blow gun and coiled air hose. Components are fitted with 1/4" BSP threaded unions. Also available individually, see below.

Contents:	Model No:
1 Gravity Feed Spray Gun:	n/a
2 Tyre Inflator with Gauge:	SA302
3 Paraffin Spray Gun:	SA303
4 Air Blow Gun:	SA304
5 Coiled Air Hose:	SA305



B SA320K
19pc Air Blow Gun Kit

Die-cast metal body with moulded handle and hanging point. Palm type gun with thumb trigger control. Supplied with jet and safety nozzle. Quick release coupling/adaptor kit and tyre pressure gauge. Ø1/4"(6mm) x 7m PE air hose with 1/4" BSP Male connectors. Maximum operating pressure 110psi.

Contents:	1/4" BSP
Ø1/4"(6mm) x 7m PE Air Hose with 1/4" BSP Male Connectors, Air Blow Gun, Female 1/4" BSP Quick Coupling (PCL) (x2), Blow Gun Attachment Adaptor, Blow Gun Safety Nozzle, 1/4" BSP Male/Male Adaptor, Blow Gun Nozzle, Roll of PTFE Tape, Tapered Blow Gun Nozzle, Inflating Needles (x2), 1/4" BSP Male Quick Connector (PCL) (x3), 1/4" BSP Female Quick Connector (PCL) (x2), 1/4" BSP Female/Female Adaptor, Tyre Pressure Gauge	



C SA919
200mm Air Blow Gun

Die-cast metal body with moulded handle and hanging point. Maximum operating pressure 110psi.

Lance Length:	200mm
Inlet Size:	1/4" BSP



D SA914
4pc Air Blow Gun

Composite valve body with interchangeable nozzles and safety tip. Includes 100 and 300mm extensions, gun body, blanking plug and safety nozzle. Maximum operating pressure 110psi.

Lance Length:	100/300mm
Inlet Size:	1/4" BSP



E-F SEE BELOW
Air Blow Gun

Die-cast metal body with moulded handle and hanging point. Fitted with short type nozzle. Maximum operating pressure 110psi. Model No. SA304 Supplied with quick release coupling.


Model No:	Inlet Type:
E SA334	1/4" BSP
F SA304	Quick Release Coupling



G SA904
Mini Air Blow Gun with Venturi Tip

Composite mini air blow gun with venturi tip for increased airflow compared to standard blow guns. Small size and detachable hook allow the blow gun to be ready to use at all times. Max. working pressure of 90psi

Inlet Size:	1/4" BSP
-------------	----------



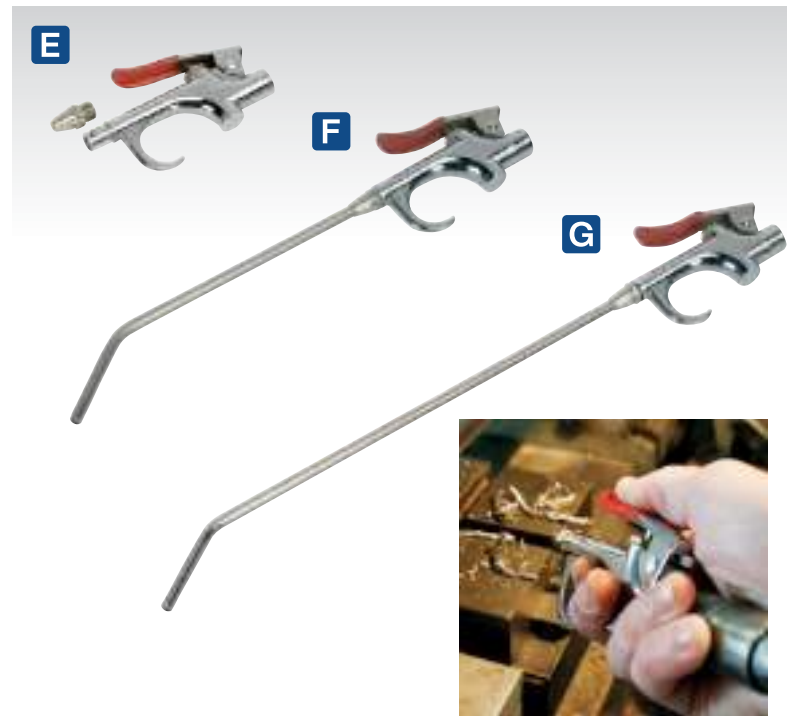
Safety nozzles are fitted to air blow guns to prevent serious personal injury. Side vents allow air to escape in the event of main nozzle exit being covered.

A-D SEE BELOW

Air Blow Guns with Safety Nozzle

Trigger operated blow guns with extended lance. Fitted with brass air inlet ferrule. Suitable for quick removal of chips, dust and particulate from any surface. Ideal for use in the workshop or bodyshop. Long lance allows projection of airflow directly to required area. Supplied with safety nozzle. Maximum operating pressure 110psi.

Model No:	Lance Length:	Inlet Size:
A SA9131	100mm	1/4" BSP
B SA9133	250mm	1/4" BSP
C SA9135	330mm	1/4" BSP
D SA9137	500mm	1/4" BSP



E-G SEE BELOW

Palm Type Air Blow Guns with Safety Nozzle

Die-cast metal body with moulded handle and hanging point. Palm type guns with thumb trigger control. Maximum operating pressure 110psi.

Model No:	Lance Length:	Inlet Size:
E SA913	n/a	1/4" BSP
F SA913M	180mm	1/4" BSP
G SA913L	290mm	1/4" BSP



Nozzle is fitted with six safety outlets.

H-I SEE BELOW

Air Blow Guns with Side Outlet

Trigger operated side outlet blow guns with extended lance. Suitable for the removal of dust and other particulates from air filters, radiators, condensers and other surfaces. Ideal for the commercial, agricultural and bodyshop environment. Lance allows projection of airflow directly to required area at a 90° angle to the body. Nozzle is fitted with six safety outlets. Maximum operating pressure 90psi.

Model No:	Lance Length:	Inlet Size:
H SA9247	715mm	1/4" BSP
I SA9248	1095mm	1/4" BSP



J-L SEE BELOW

Air Blow Guns

Trigger operated blow guns. Fitted with brass air inlet ferrule. Suitable for quick removal of chips, dust and particulate from any surface. Ideal for use in the workshop or bodyshop. Long lance allows projection of airflow directly to required area. Model No. SA9252 air curtain nozzle is ideal for a larger dispersal of air. Air release valve built into the body enables the trigger/airflow to be feathered. Maximum operating pressure 140psi.

Model No:	Type:	Inlet Size:
J SA9250	110mm Lance	1/4" BSP
K SA9251	270mm Lance	1/4" BSP
L SA9252	Air Curtain Nozzle	1/4" BSP

ELECTRIC POWER TOOLS

[back to
Section List](#)



Angle Grinders

878-879

Drywall Sanders

885

Electric Hammer Drills & Accessories

876-877

Glue Guns

888

Hot Air Guns

888-889

Impact Wrenches

874-875

Multi-Tools & Accessories

887

Paddle Mixers

886

Polishers

882-884

Riveters - Cordless

875

Rotary Tools

890

Sanders

880-885

Screwdrivers - Cordless

873

SV10.8 Series - One Battery Platform

832-838

SV12 Series - One Battery Platform

839-843

SV20 Series - One Battery Platform

844-872

ELECTRIC POWER TOOLS

**NEW CORDLESS
IMPACT WRENCHES**
SEE PAGES 874 TO 875.

**BUILD YOUR CORDLESS POWER
TOOL KIT USING THE 10.8V, 12V OR
20V ONE BATTERY PLATFORMS.**
SEE PAGES 832 TO 872.



BRANDS EXPLAINED

Premier

Our Premier range offers the very best in performance and price, covered by a 2 year parts and 3 year labour guarantee*. We specify the very highest quality components and manufacturing designs to ensure a long and durable life.

SV10.8
SERIES

SV12
SERIES

SV20
SERIES

SEALEY

Our Sealey range is defined by traditional designs and proven workshop reliability. Our core range, trusted for over 40 years, is one of the UK's market leaders in tools and equipment.

Siegen

Offering impressive reliability with exceptional value for money. Our Siegen range is backed up with the same professional aftersales service as the Sealey and Premier ranges.

SV10.8 SERIES

SV10.8 Series

The Sealey SV10.8 Series, powered by fast charging high output lithium-ion batteries, designed to make everyday tasks quick and easy. These quality, stylish tools deliver outstanding performance and feature ergonomic housings with soft grips providing greater control and comfort.



BUILD YOUR OWN TOOL KIT OR CONSIDER OUR READY MADE KITS

1 Choose your tool

2 Choose your battery

2Ah 4Ah

CP108VBP CP108VBP4

3 Add charger & bag...

CP108VMC CP1200CB

CP108VMC2

and you're good to go!

A **SV10.8 SERIES**

3/8" Sq Drive
45Nm Torque

VARIABLE SPEED

B

+ BATTERY (2Ah)
+ BATTERY CHARGER

A-B SEE RIGHT

10.8V 3/8" Sq Drive Cordless Ratchet Wrench

Compact, lightweight cordless ratchet wrench allows access to tight spaces. With spindle locking that gives more control during application and a quick stopping function. Steel ratchet head with forward and reverse control. Robust housing with soft, comfortable grip.

Drive:	3/8" Sq
No-Load Speed:	0-300rpm
Maximum Torque:	45Nm(33lb.ft)
Noise Power/Pressure:	91/80dB(A)
Body Only Weight:	0.70kg

Model No:	Type:	Contents:
A CP108VCRWBO	Body Only	Ratchet Wrench
B CP108VCRW	Kit	CP108VCRWBO - Ratchet Wrench CP108VBP - 2Ah Battery CP108VMC - Battery Charger

C

3/8" Sq Drive
220Nm Torque

VARIABLE SPEED

SV10.8 SERIES

D

+ BATTERY (2Ah)
+ BATTERY CHARGER

C-D SEE RIGHT

10.8V 3/8" Sq Drive Cordless Impact Wrench

Compact, lightweight cordless impact wrench. Robust housing with soft grip to reduce vibration. Integrated LED battery level indicator and LED worklight.

Drive:	3/8" Sq
No-Load Speed:	0-2700rpm
Breakaway Torque:	220Nm(162lb.ft)
Fastening Torque:	155Nm(114lb.ft)
Noise Power/Pressure:	84/73dB(A)
Body Only Weight:	0.78kg

Model No:	Type:	Contents:
C CP108VCIWBO	Body Only	Impact Wrench
D CP108VCIW	Kit	CP108VCIWBO - Impact Wrench CP108VBP - 2Ah Battery CP108VMC - Battery Charger

E

VARIABLE SPEED

SV10.8 SERIES



120Nm Torque

For 1/4" Hex Bits

E-F SEE RIGHT

10.8V 1/4"Hex Drive Cordless Impact Driver

Compact, lightweight cordless 1/4"Hex drive impact driver. Comfortable housing with soft grip to reduce vibration. With variable speed that give more control during application. Integrated LED battery level indicator and LED worklight.

Drive:	1/4"Hex
No-Load Speed:	0-2700rpm
Maximum Torque:	120Nm
Noise Power/Pressure:	84/73dB(A)
Body Only Weight:	0.80kg

F

+ BATTERY (2Ah)
+ BATTERY CHARGER



Model No:	Type:	Contents:
E CP108VCIDBO	Body Only	Impact Driver
F CP108VCID	Kit	CP108VCIDBO - Impact Driver CP108VBP - 2Ah Battery CP108VMC - Battery Charger

G

VARIABLE SPEED

SV10.8 SERIES



Ø10mm

28Nm Torque

G-H SEE RIGHT

10.8V Ø10mm Cordless Combi Drill/Driver

Compact, lightweight cordless drill/driver with hammer function. Comfortable housing with soft grip to reduce vibration. With variable speed and locking functions that give more control during application. All metal gear construction for ultimate durability and performance. Integrated LED battery level indicator and LED worklight.

Chuck Size:	Ø10mm
No-Load Speed:	0-400/0-1300rpm
Maximum Torque:	28Nm
Noise Power/Pressure:	82.1/71.1dB(A)
Body Only Weight:	0.85kg

H

+ BATTERY (2Ah)
+ BATTERY CHARGER



Model No:	Type:	Contents:
G CP108VDDBO	Body Only	Combi Drill/Driver
H CP108VDD	Kit	CP108VDDBO - Combi Drill/Driver CP108VBP - 2Ah Battery CP108VMC - Battery Charger

I NEW

VARIABLE SPEED

SV10.8 SERIES



I-J SEE RIGHT

10.8V SDS Plus Cordless Rotary Hammer Drill

Compact, lightweight cordless SDS Plus rotary hammer drill. Comfortable housing with soft grip to help reduce vibration. SDS Plus chuck. Two drilling functions, rotary and rotary with hammer. Built-in LED worklight and forward, reverse and trigger-lock. Variable speed trigger for greater control.

Chuck Size:	SDS PLUS
Impact Rate:	0-4800bpm
Impact Energy:	0.6J
No-Load Speed:	0-900rpm
Body Only Weight:	1.14kg

J NEW

+ BATTERY (2Ah)
+ BATTERY CHARGER



Model No:	Type:	Contents:
I CP108VSDSBO	Body Only	Rotary Hammer Drill
J CP108VSDS	Kit	CP108VSDSBO - Rotary Hammer Drill CP108VBP - 2Ah Battery CP108VMC - Battery Charger

A NEW

VARIABLE SPEED
SV10.8 SERIES



Ø150mm

B NEW

+ BATTERY (2Ah)
+ BATTERY CHARGER



A-B SEE RIGHT

10.8V Ø150mm Cordless Dual Action Sander/Polisher

Compact, lightweight cordless sander/polisher. Comfortable housing with soft grip to help reduce vibration. Variable control with no load speeds ranging from 2500 to 5000rpm. Supplied with backing pad. Suitable for hook-and-loop sanding and polishing pads.

No-Load Speed:	2500-5000rpm
Pad Size:	Ø150mm
Body Only Weight:	0.98kg

Model No:	Type:	Contents:
A CP108VSPBO	Body Only	Sander/Polisher
B CP108VSP	Kit	CP108VSPBO - Sander/Polisher CP108VBP - 2Ah Battery CP108VMC - Battery Charger

C NEW

SV10.8 SERIES



C-D SEE RIGHT

10.8V 150mm Cordless Detail Sander

Compact, lightweight cordless detail sander. Comfortable housing with soft grip to help reduce vibration. Ideal for tasks such as removing rust, paint and sanding wood. Hook-and-loop pad for fast change of sandpaper. Three pieces of sandpaper supplied. Features dust extractor port. A dust collection bag is supplied.

No-Load Speed:	6000-11000rpm
Pad Size:	150 x 100mm
Body Only Weight:	0.54kg

D NEW

+ BATTERY (2Ah)
+ BATTERY CHARGER



Model No:	Type:	Contents:
C CP108VDSBO	Body Only	Detail Sander
D CP108VDS	Kit	CP108VDSBO - Detail Sander CP108VBP - 2Ah Battery CP108VMC - Battery Charger

E

VARIABLE SPEED
SV10.8 SERIES



Ø75mm

E-F SEE RIGHT

10.8V Ø75mm Cordless Polisher

Compact, lightweight cordless polisher. Comfortable housing with soft grip to help reduce vibration. 2-Speed variable control trigger makes this polisher very easy-to-use. Supplied with side handle and polishing pad.

Pad Size:	Ø75mm
No-Load Speed:	0-2600/0-7800rpm
Noise Power/Pressure:	91/80dB(A)
Body Only Weight:	0.69kg

F

+ BATTERY (2Ah)
+ BATTERY CHARGER



Model No:	Type:	Contents:
E CP108VCPBO	Body Only	Polisher
F CP108VCP	Kit	CP108VCPBO - Polisher CP108VBP - 2Ah Battery CP108VMC - Battery Charger

A NEW

Ø85mm

SV10.8
SERIES



A-B SEE RIGHT

10.8V Ø85mm Cordless Circular Saw

Compact, lightweight cordless circular saw. Comfortable housing with soft grip to help reduce vibration. Supplied with wrench for removing and replacing blades.

Blade Diameter:	Ø85mm
Cutting Depth at 90°/45°:	26mm/17mm
Disc Bore Size:	Ø15mm
Noise Power/Pressure:	88/77dB(A)
No-Load Speed:	0-1450rpm
Vibration/Uncertainty:	3.368/1.5m/s ²
Body Only Weight:	1.12kg

B NEW

+ BATTERY (2Ah)
+ BATTERY CHARGER



Model No:	Type:	Contents:
A CP108VCSBO	Body Only	Circular Saw
B CP108VCS	Kit	CP108VCSBO - Circular Saw CP108VBP - 2Ah Battery CP108VMC - Battery Charger

C NEW

Ø85mm

SV10.8
SERIES



C-D SEE RIGHT

10.8V Ø85mm Cordless Angle Grinder

Compact, lightweight cordless angle grinder. Comfortable housing with soft grip to help reduce vibration. Variable speed with six settings. Blade guard that can be adjusted and spindle locking button. LED Battery light indicator. Supplied with hex key for easy blade switching. Grinding/cutting blade not included.

Disc Size:	Ø85mm
No-Load Speed:	12000-19500rpm
Noise Power/Pressure:	87/76dB(A)
Spindle Size:	M5
Vibration/Uncertainty:	0.732/1.5m/s ²
Body Only Weight:	0.73kg

D NEW

+ BATTERY (2Ah)
+ BATTERY CHARGER



Model No:	Type:	Contents:
C CP108VAGBO	Body Only	Angle Grinder
D CP108VAG	Kit	CP108VAGBO - Angle Grinder CP108VBP - 2Ah Battery CP108VMC - Battery Charger

E NEW

SV10.8
SERIES



E-F SEE RIGHT

10.8V Cordless Reciprocating Saw

Compact, lightweight cordless reciprocating saw suitable for cutting wood and soft metals. Built-in quick blade change system and safety guard. Supplied with single cutting blade. Locking button for added security.

Max Cutting Depths:	Wood - 80mm, Metal - 3mm
Noise Power/Pressure:	95/84dB(A)
No-Load Speed:	0-2700rpm
Stroke Length:	20mm
Vibration/Uncertainty:	9.154/1.5m/s ²
Consumable Parts:	WRS3021/150 Reciprocating Saw Blade 150mm 6tpi - Pack of 5
Body Only Weight:	1.02kg

F NEW

+ BATTERY (2Ah)
+ BATTERY CHARGER



Model No:	Type:	Contents:
E CP108VRSBO	Body Only	Reciprocating Saw
F CP108VRS	Kit	CP108VRSBO - Reciprocating Saw CP108VBP - 2Ah Battery CP108VMC - Battery Charger

A NEW**A-B SEE RIGHT**

10.8V Cordless Multipurpose Mini Grinder & 50pc Accessory Kit

Compact, lightweight cordless multipurpose mini grinder and 50pc accessory kit. Comfortable composite housing with soft grip to reduce vibration. 7-Speed settings provide the control required to complete various tasks. Quick release collet and spindle lock for fast tool changes. Supplied with a range of tips, wheels, discs, dressing stones and a chuck spanner. Integral LED worklight and LED battery level indicator.

Collets:	1mm (x1), 1.7mm (x1), 2mm (x1), 2.4mm (x1), 3.2mm (x1)
No-Load Speed:	5000-25000rpm
Contents:	Accessories; HSS Drill Bits (x6), Mandrels as Tool Holders (x2), Polishing Discs (x3), Grinding Discs (x4), Metal Brush (x1), Cutting Discs (x16), Collect Chucks (x5), Synthetic Brushes (x2), Milling Bits (x3), Engraving Bits (x2), Grinding Bits (x5), Combination Spanner (x1)
Body Only Weight:	0.27kg

B NEW

+ BATTERY (2Ah)
+ BATTERY CHARGER

Model No:	Type:	Contents:
A CP108VMGBO	Body Only	Mini Grinder
B CP108VMG	Kit	CP108VMGBO - Mini Grinder CP108VBP - 2Ah Battery CP108VMC - Battery Charger

C NEW**C-D SEE RIGHT**

10.8V Cordless Multi Tool

Compact, lightweight cordless Multi Tool. Comfortable housing with soft grip to help reduce vibration. One tool suitable for multiple tasks such as sanding, scraping and cutting various materials. Includes sanding paper, backing pad, scraper and cutting blade. 6-Speed settings for greater control. Quick release/lock system for fitting attachments.

No-Load Speed:	5000-18000rpm
Accessories:	Sanding paper, backing pad, scraper, cutting blade
Replacement Backing Pad:	SMTA12
Body Only Weight:	0.98kg

D NEW

+ BATTERY (2Ah)
+ BATTERY CHARGER

Model No:	Type:	Contents:
C CP108VMTBO	Body Only	Multi-Tool
D CP108VMT	Kit	CP108VMTBO - Multi-Tool CP108VBP - 2Ah Battery CP108VMC - Battery Charger

E

2Ah

**F**

4Ah



Lithium
RECHARGEABLE

SV10.8
SERIES

E-F SEE BELOW

10.8V Lithium-ion Battery Packs

Suitable for use with the SV10.8 Series.

	E	F
Model No:	CP108VBP	CP108VBP4
Battery:	10.8V 2Ah Li-ion	10.8V 4Ah Li-ion
Charging Time:	50mins	115mins

G NEW

FAST
CHARGE

SV10.8
SERIES

H NEW

FAST
CHARGE

**G-H SEE BELOW**

10.8V Lithium-ion Fast Charge Battery Chargers for the SV10.8V Series

Mains charger units for the SV10.8 Series. Suitable for fast charging 2Ah or 4Ah Lithium-ion batteries.

Model No:	Charger Type:	Supply/Plug Type:	Applications:
G CP108VMC	Single	230V/3-Pin	CP108VBP, CP108VBP4
G CP108VMCEU	Single	220V/Shuko	CP108VBP, CP108VBP4
H CP108VMC2	Twin	230V/3-Pin	CP108VBP, CP108VBP4



VARIABLE SPEED

SV10.8 SERIES

A CP108VCOMB01

4 x 10.8V Cordless Combo Kit - 2 Batteries

Refer to individual Model No. for full specification.

Contents:

CP108VDDBO - Combi Drill	CP108VBP - 2Ah Battery (x2)
CP108VCRWBO - Ratchet Wrench	CP108VMC - Battery Charger
CP108VCIWBO - Impact Wrench	Canvas Storage Bag
CP108VCPBO - Polisher	



VARIABLE SPEED

SV10.8 SERIES

B CP108VCOMB02

4 x 10.8V Cordless Combo Kit - 2 Batteries

Refer to individual Model No. for full specification.

Contents:

CP108VDDBO - Combi Drill	CP108VBP - 2Ah Battery (x2)
CP108VCRWBO - Ratchet Wrench	CP108VMC - Battery Charger
CP108VCIWBO - Impact Wrench	Canvas Storage Bag
CP108VICIDBO - Impact Driver	



VARIABLE SPEED

SV10.8 SERIES

C CP108VCOMB03

2 x 10.8V Cordless Combo Kit - 2 Batteries

Refer to individual Model No. for full specification.

Contents:

CP108VDDBO - Combi Drill	CP108VBP4 - 4Ah Battery
CP108VICIDBO - Impact Driver	CP108VMC - Battery Charger
CP108VBP - 2Ah Battery	CP1200CB - Canvas Storage Bag



VARIABLE SPEED

SV10.8 SERIES

D CP108VCOMB04

2 x 10.8V Cordless Combo Kit - 2 Batteries

Refer to individual Model No. for full specification.

Contents:

CP108VSDSBO - Rotary Hammer Drill	CP108VBP4 - 4Ah Battery
CP108VICIDBO - Impact Driver	CP108VMC - Battery Charger
CP108VBP - 2Ah Battery	CP1200CB - Canvas Storage Bag

A NEW
VARIABLE
SPEED
SV10.8
SERIES
A CP108VCOMB05**2 x 10.8V Cordless Combo Kit - 2 Batteries**

Refer to individual Model No. for full specification.

Contents:

CP108VDDBO - Combi Drill
 CP108VMTBO - Multi-Tool
 CP108VBP - 2Ah Battery

CP108VBP4 - 4Ah Battery
 CP108VMC - Battery Charger
 CP1200CB - Canvas Storage Bag

B NEW
VARIABLE
SPEED
SV10.8
SERIES
B CP108VCOMB06**2 x 10.8V Cordless Combo Kit - 2 Batteries**

Refer to individual Model No. for full specification.

Contents:

CP108VCIWBO - Impact Wrench
 CP108VCRWBO - Ratchet Wrench
 CP108VBP - 2Ah Battery

CP108VBP4 - 4Ah Battery
 CP108VMC - Battery Charger
 CP1200CB - Canvas Storage Bag

C NEW
VARIABLE
SPEED
SV10.8
SERIES
C CP108VCOMB07**5 x 10.8V Cordless Combo Kit - 2 Batteries**

Refer to individual Model No. for full specification.

Contents:

CP108VAGBO - Angle Grinder
 CP108VSDSBO - Rotary Hammer Drill
 CP108VDDBO - Combi Drill
 CP108VICDBO - Impact Driver
 CP108VSPBO - Sander/Polisher

CP108VBP - 2Ah Battery
 CP108VBP4 - 4Ah Battery
 CP108VMC - Battery Charger
 CP1200CB - Canvas Storage Bag

D NEW
VARIABLE
SPEED
SV10.8
SERIES
D CP108VCOMB08**5 x 10.8V Cordless Combo Kit - 2 Batteries**

Refer to individual Model No. for full specification.

Contents:

CP108VMTBO - Multi-Tool
 CP108VRSBO - Reciprocating Saw
 CP108VDDBO - Combi Drill
 CP108VCIWBO - Impact Wrench
 CP108VCSBO - Circular Saw

CP108VBP - 2Ah Battery
 CP108VBP4 - 4Ah Battery
 CP108VMC - Battery Charger
 CP1200CB - Canvas Storage Bag

**SV12
SERIES**

The SV12 Series One-Battery-Fits-All Range

The Sealey SV12 Series offers a range of compact, powerful tools, ideal for use in tight spaces. Advanced lithium-ion battery technology delivers more power and optimised tool run time for superior all-around performance. Ergonomic composite housings reduce vibration, providing enhanced operator comfort and control.



BUILD YOUR OWN TOOL KIT OR CONSIDER OUR READY MADE KITS

1 Choose your tool

2 Choose your battery

1.5Ah 3Ah 4Ah

CP1200BP CP1200BP3 CP1200BP4

3 Add charger & bag...

CP1200MC CP1200CB

and you're good to go!

CP1200MC4A

A Ø10mm

VARIABLE SPEED
SV12 SERIES

A-B SEE RIGHT

12V Ø10mm Cordless Combi Drill/Driver

Compact, lightweight cordless drill/driver with added hammer function. Comfortable composite housing with soft grip to reduce vibration. Ø0.8-10mm Keyless chuck. 2-Speed settings and 21 torque settings provide the control required to complete various tasks. All metal gear construction for ultimate durability and performance. Integral LED battery level indicator and LED worklight. Supplied with belt hook for safer storage while not in use.

Impact Rate:	0-6000/0-1950bpm
No-Load Speed:	0-400/0-1300rpm
Maximum Torque:	25Nm
Drilling Capacities:	
Wood:	Ø20mm
Metal/Concrete:	Ø10mm
Chuck Size:	Ø10mm
Body Only Weight:	0.85kg

B

+ BATTERY (1.5Ah) x2
+ BATTERY CHARGER
+ STORAGE BAG

Model No:	Type:	Contents:
A CP1201	Body Only	Combi Drill/Driver
B CP1201KIT	Kit	CP1201 - Combi Drill/Driver CP1200BP - 1.5Ah Battery (x2) CP1200MC - Battery Charger CP1200CB - Canvas Storage Bag

C Ø71mm

VARIABLE SPEED
SV12 SERIES

C-D SEE RIGHT

12V Ø71mm Cordless Polisher Kit

Compact, lightweight cordless polisher. Comfortable composite housing with soft grip to reduce vibration. 2-Speed variable control trigger makes this polisher easy-to-use. Integral LED battery level indicator. Supplied with side handle, two foam pads and one wool polishing pad.

No-Load Speed:	0-2500rpm/0-7500rpm
Pad Size:	Ø71mm
Thread Size:	5/16"UNF
Body Only Weight:	0.77kg

D

+ BATTERY (1.5Ah) x2
+ BATTERY CHARGER
+ STORAGE BAG

Model No:	Type:	Contents:
C CP1205	Body Only	Polisher
D CP1205KIT	Kit	CP1205 - Polisher CP1200BP - 1.5Ah Battery (x2) CP1200MC - Battery Charger CP1200CB - Canvas Storage Bag



80Nm Torque

For 1/4" Hex Bits

VARIABLE SPEED
SV12 SERIES

A-B SEE RIGHT

12V 1/4" Hex Drive Cordless Impact Driver

Compact, lightweight cordless impact driver. Comfortable composite housing with soft grip to reduce vibration. Variable speed control trigger with lock function gives more control during application. All metal gear construction for ultimate durability and performance. Integrated LED battery level indicator and LED worklight. Supplied with belt hook for safer storage while not in use.

Drive:	1/4" Hex
Impact Rate:	0-3500bpm
No-Load Speed:	0-2500rpm
Maximum Torque:	80Nm(58lb.ft)
Body Only Weight:	0.80kg



+ BATTERY (1.5Ah) x2
+ BATTERY CHARGER
+ STORAGE BAG

Model No:	Type:	Contents:
A CP1203	Body Only	Impact Driver
B CP1203KIT	Kit	CP1203 - Impact Driver CP1200BP - 1.5Ah Battery (x2) CP1200MC - Battery Charger CP1200CB - Canvas Storage Bag



200W
Ø75mm

VARIABLE SPEED
SV12 SERIES

C-D SEE RIGHT

12V Ø75mm Cordless Angle Grinder

Compact, lightweight cordless mini angle grinder. Comfortable composite housing with soft grip to reduce vibration. Brushless motor allows for a longer lasting tool requiring less maintenance. Spindle lock for easy disc changes. Built-in battery charge level indicator. Cutting disc not included.

Disc Size:	Ø75mm
No-Load Speed:	19500rpm
Spindle Size:	M5
Motor Power:	200W
Optional Cutting Disc:	PTC/3C
Body Only Weight:	0.65kg



+ BATTERY (1.5Ah) x2
+ BATTERY CHARGER
+ STORAGE BAG

Model No:	Type:	Contents:
C CP1210	Body Only	Angle Grinder
D CP1210KIT	Kit	CP1210 - Angle Grinder CP1200BP - 1.5Ah Battery (x2) CP1200MC - Battery Charger CP1200CB - Canvas Storage Bag



VARIABLE SPEED
SV12 SERIES

E-F SEE RIGHT

12V Cordless Reciprocating Saw

Compact, lightweight cordless reciprocating saw. Comfortable composite housing with soft grip to reduce vibration. Quick blade change system. Variable speed trigger for greater control. Integral LED battery level indicator and LED worklight. Supplied with a metal cutting blade and a wood cutting blade. Trigger-lock for added safety.

No-Load Speed:	0-3000spm
Noise Power/Pressure:	95/84dB(A)
Stroke Length:	14.5mm
Vibration/Uncertainty:	13.78/1.5m/s ²
Body Only Weight:	1.07kg



+ BATTERY (1.5Ah) x2
+ BATTERY CHARGER
+ STORAGE BAG

Model No:	Type:	Contents:
E CP1208	Body Only	Reciprocating Saw
F CP1208KIT	Kit	CP1208 - Reciprocating Saw CP1200BP - 1.5Ah Battery (x2) CP1200MC - Battery Charger CP1200CB - Canvas Storage Bag

A

3/8"
Sq Drive

45Nm
Torque


A-B SEE RIGHT
12V 3/8" Sq Drive Cordless Ratchet Wrench

Compact, lightweight cordless ratchet wrench, allows access to tight spaces. Variable speed control trigger with lock function gives more control during application. Heavy-duty mechanical steel ratchet head with forward and reverse control. Robust composite housing with soft, comfortable grip. Integrated LED battery level indicator and LED worklight.

Drive:	3/8" Sq
No-Load Speed:	0-250rpm
Maximum Torque:	45Nm(33lb.ft)
Body Only Weight:	0.70kg

B

 + BATTERY (1.5Ah) x2
+ BATTERY CHARGER
+ STORAGE BAG


Model No:	Type:	Contents:
A CP1202	Body Only	Ratchet Wrench
B CP1202KIT	Kit	CP1202 - Ratchet Wrench CP1200BP - 1.5Ah Battery (x2) CP1200MC - Battery Charger CP1200CB - Canvas Storage Bag

C

1/2"
Sq Drive

80Nm
Torque

C-D SEE RIGHT
12V 1/2" Sq Drive Cordless Ratchet Wrench

Compact, lightweight cordless ratchet wrench, allows access to tight spaces. Variable speed trigger with safety lock. Heavy-duty mechanical steel ratchet head with forward and reverse control. Robust composite housing with soft, comfortable grip. Integrated LED battery level indicator and LED worklight.

Drive:	1/2" Sq
No-Load Speed:	0-200rpm
Maximum Torque:	80Nm(59lb.ft)
Body Only Weight:	1.16kg

D

 + BATTERY (1.5Ah) x2
+ BATTERY CHARGER
+ STORAGE BAG


Model No:	Type:	Contents:
C CP1209	Body Only	Ratchet Wrench
D CP1209KIT	Kit	CP1209 - Ratchet Wrench CP1200BP - 1.5Ah Battery (x2) CP1200MC - Battery Charger CP1200CB - Canvas Storage Bag

E

3/8"
Sq Drive

120Nm
Torque


E-F SEE RIGHT
12V 3/8" Sq Drive Cordless Impact Wrench

Compact, lightweight cordless impact wrench. Comfortable composite housing with soft grip to reduce vibration. Variable speed control trigger with lock function gives more control during application. All metal gear construction for ultimate durability and performance. Integrated LED battery level indicator and LED worklight. Supplied with belt hook for safer storage while not in use.

Drive:	3/8" Sq
Impact Rate:	0-3500bpm
No-Load Speed:	0-2500rpm
Breakaway Torque:	120Nm(89lb.ft)
Fastening Torque:	70Nm(52lb.ft)
Body Only Weight:	0.80kg

F

 + BATTERY (1.5Ah) x2
+ BATTERY CHARGER
+ STORAGE BAG


Model No:	Type:	Contents:
E CP1204	Body Only	Impact Wrench
F CP1204KIT	Kit	CP1204 - Impact Wrench CP1200BP - 1.5Ah Battery (x2) CP1200MC - Battery Charger CP1200CB - Canvas Storage Bag



+ BATTERY (1.5Ah) x2
+ BATTERY CHARGER
+ STORAGE BAG

A-B SEE RIGHT

12V 49pc Cordless Multipurpose Rotary Tool & Engraver Kit

Compact, lightweight cordless multipurpose rotary tool & engraver. Comfortable composite housing with soft grip to reduce vibration. 6-Speed settings provide the control required to complete various tasks. Quick release collet and spindle lock for fast tool changes. Supplied with a full range of tips, wheels, sanding discs, dressing stones and a chuck spanner. Integral LED battery level indicator.

No-Load Speed:	5000-25000rpm
Collets:	1, 1.5, 2, 2.4, 3.2mm
Contents:	HSS Drill Bits (x6), Mandrel (x2), Polishing Disc (x3), Grinding Disc (x4), Metal Brush, Cutting Disc (x16), Collet Chuck (x5), Synthetic Brush (x2), Milling Bits (x2), Engraving Bits (x2), Grinding Bits (x5), Combination Spanner
Body Only Weight:	0.39kg

Model No:	Type:	Contents:
A CP1207	Body Only	Rotary Tool
B CP1207KIT	Kit	CP1207 - Rotary Tool CP1200BP - 1.5Ah Battery (x2) CP1200MC - Battery Charger CP1200CB - Canvas Storage Bag



+ BATTERY (1.5Ah)
+ BATTERY CHARGER



C-D SEE RIGHT

360° 12V 8W COB LED Inspection Light

Unique and innovative 360° swivel and tilt function enables the light source to be positioned in any direction. Exclusive patented design owned and registered to Sealey. Each light houses a super bright COB LED providing up to 1000 lumens output with 120° spread of light, illuminating the whole work area. CRI 80+ with brightness of 6500K. Features swivel hook and a super strong magnet on the base, which allow hands-free operation.

LED Quantity:	1COB 8W
Lumen Output:	1000lm

Model No:	Type:	Contents:
C LED36012V	Body Only	Inspection Light
D LED36012VCOMBO1	Combo	LED36012V - Inspection Light CP1200BP - 1.5Ah Battery CP1200MC - Battery Charger



E-F SEE BELOW

12V Lithium-ion Fast Charge Battery Charger for SV12 Series

For recharging SV12, 12V lithium-ion battery series. Compatible battery packs; CP1200BP, CP1200BP3 and CP1200BP4.

Model No:	E CP1200MC	F CP1200MC4A
Supply:	230V~50Hz	230V~50Hz
Output:	12V DC	12.6V DC 4A
Weight:	0.32kg	0.355kg

G-I SEE BELOW

12V Li-ion Power Tool Batteries for SV12 Series

12V Lithium-ion power tool batteries for SV12 Series.

Model No:	G CP1200BP	H CP1200BP3	I CP1200BP4
Battery:	12V 1.5Ah	12V 3Ah	12V 4Ah





A CP1200COMBO6

2 x 12V Cordless Power Tool Combo Kit

Refer to individual Model No. for full specification.

Contents:	
CP1201 - Combi Drill/Driver	CP1200BP3 - 3Ah Battery
CP1203 - Impact Driver	CP1200MC - Battery Charger
CP1200BP - 1.5Ah Battery	CP1200CB - Canvas Storage Bag



B CP1200COMBO7

3 x 12V Cordless Power Tool Combo Kit

Refer to individual Model No. for full specification.

Contents:	
CP1201 - Combi Drill/Driver	CP1200BP3 - 3Ah Battery
CP1205 - Polisher	CP1200MC - Battery Charger
CP1210 - Angle Grinder	CP1200CB - Canvas Storage Bag
CP1200BP - 1.5Ah Battery	



C CP1200COMBO8

2 x 12V Cordless Power Tool Combo Kit

Refer to individual Model No. for full specification.

Contents:	
CP1204 - Impact Wrench	CP1200BP3 - 3Ah Battery
CP1209 - Ratchet Wrench	CP1200MC - Battery Charger
CP1200BP - 1.5Ah Battery	CP1200CB - Canvas Storage Bag



D CP1200COMBO

4 x 12V Cordless Power Tool Combo Kit

Refer to individual Model No. for full specification.

Contents:	
CP1201 - Combi Drill/Driver	CP1200BP - 1.5Ah Battery
CP1202 - Ratchet Wrench	CP1200BP4 - 4Ah Battery
CP1203 - Impact Driver	CP1200MC - Battery Charger
CP1204 - Impact Wrench	CP1200CB - Canvas Storage Bag



E CP1200COMBO2

6 x 12V Cordless Power Tool Combo Kit

Refer to individual Model No. for full specification.

Contents:	
CP1201 - Combi Drill/Driver	CP1207 - Rotary Tool
CP1202 - Ratchet Wrench	CP1200BP - 1.5Ah Battery
CP1203 - Impact Driver	CP1200BP4 - 4Ah Battery
CP1204 - Impact Wrench	CP1200MC - Battery Charger
CP1205 - Polisher	CP1200CB - Canvas Storage Bag



The SV20 20V Series

The Sealey SV20 Series, designed and produced for the professional – the perfect solution for all your power needs. Heavy-duty, high performance, durable tools with lightweight composite designs for superior control and comfort let you tackle any task with ease. With a wide range of advanced technology lithium battery options available, you can be sure that fast charging and longer runtimes can be achieved to meet the demands of any job at hand.



BUILD YOUR OWN TOOL KIT OR CONSIDER OUR READY MADE KITS

1 Choose your tool

SV20 Series contains over 35 tools.

2 Choose your battery

Three Battery options: 2Ah, 4Ah or 6Ah. The higher the Ah the longer the battery will last and the more power will be delivered. The lower the Ah the quicker the battery will charge.

2Ah	
	CP20VBP2
4Ah	
6Ah	
	CP20VBP4 CP20VBP6

3 Add charger & bag...

Single Battery Charger	Twin Battery Charger
CP20VMC	CP20VMC2
Canvas Storage Bag	
and you're good to go!	CP1200CB

A

1/2" Sq Drive

380Nm Torque

VARIABLE SPEED

SV20 SERIES

B

+ BATTERY (4Ah)
+ BATTERY CHARGER
+ STORAGE BAG

C

+ BATTERY (4Ah) x2
+ BATTERY CHARGER
+ STORAGE BAG

A-C SEE RIGHT

20V 1/2" Sq Drive Cordless Impact Wrench

Powerful, lightweight cordless impact wrench. Durable composite housing with soft grip for added comfort. Variable speed trigger switch for easy control. All metal gear construction for ultimate durability and performance. Built-in LED worklight. Forward, reverse and trigger-lock. Fitted with electronic brake. Supplied with belt hook for safer storage whilst not in use.

Drive:	1/2" Sq
No-Load Speed:	0-2200rpm
Impact Rate:	0-3000bpm
Breakaway Torque:	380Nm(280lb.ft)
Fastening Torque:	285Nm(210lb.ft)
Noise Power/Pressure:	106/95dB(A)
Vibration/Uncertainty:	15.87/1.5m/s ²
Body Only Weight:	1.18kg

Model No:	Type:	Contents:
A CP20VIW	Body Only	Impact Wrench
B CP20VIWKIT1	Kit	CP20VIW - Impact Wrench CP20VBP4 - 4Ah Battery CP20VMC - Battery Charger CP1200CB - Canvas Storage Bag
C CP20VIWKIT	Kit	CP20VIW - Impact Wrench CP20VBP4 - 4Ah Battery (x2) CP20VMC - Battery Charger CP1200CB - Canvas Storage Bag



A-C SEE RIGHT

20V 1/2" Sq Drive Cordless - Brushless Impact Wrench

Powerful, lightweight cordless impact wrench. Durable composite housing with soft grip for added comfort. Brushless motor, which gives an improved performance and requires less maintenance than the brushed equivalent, giving you a more efficient, longer lasting tool. Variable speed trigger for easy control. All metal gear construction for ultimate durability and performance. Built-in LED worklight. Forward, reverse and trigger-lock. Supplied with belt hook for safer storage whilst not in use.

Drive:	1/2" Sq
Impact Rate:	0-3780bpm
No-Load Speed:	0-2700rpm
Breakaway Torque:	350Nm(258lb.ft)
Fastening Torque:	240Nm(177lb.ft)
Noise Power/Pressure:	80/69dB(A)
Vibration/Uncertainty:	3.845/1.5m/s ²
Body Only Weight:	1.16kg



+ BATTERY (4Ah)
+ BATTERY CHARGER
+ STORAGE BAG



+ BATTERY (4Ah) x2
+ BATTERY CHARGER
+ STORAGE BAG

Model No:	Type:	Contents:
A CP20VIWX	Body Only	Impact Wrench
B CP20VIWXKIT1	Kit	CP20VIWX - Impact Wrench CP20VBP4 - 4Ah Battery CP20VMC - Battery Charger CP1200CB - Canvas Storage Bag
C CP20VIWXKIT	Kit	CP20VIWX - Impact Wrench CP20VBP4 - 4Ah Battery (x2) CP20VMC - Battery Charger CP1200CB - Canvas Storage Bag



Brushless motors work more efficiently, adapting to the resistance of the task and drawing only the required voltage from the battery. This means they last longer, have improved performance and require less maintenance than the traditional brushed equivalents.



D-F SEE RIGHT

20V 1/2" Sq Drive Cordless - Brushless Impact Wrench

Powerful, lightweight cordless impact wrench. Durable double injection composite housing with soft grip for added comfort. Produces torque of up to 700Nm. Brushless motor, which gives an improved performance and requires less maintenance than the brushed equivalent, giving you a more efficient, longer lasting tool. Variable speed trigger switch for easy control. Forward, reverse and trigger-lock. Fitted with electronic brake.

Drive:	1/2" Sq
Impact Rate:	0-3250bpm
No-Load Speed:	0-2750rpm
Breakaway Torque:	700Nm(516lb.ft)
Fastening Torque:	565Nm(417lb.ft)
Noise Power/Pressure:	94/105dB(A)
Vibration/Uncertainty:	29.89/1.5m/s ²
Body Only Weight:	1.64kg



+ BATTERY (4Ah)
+ BATTERY CHARGER
+ STORAGE BAG



+ BATTERY (4Ah) x2
+ BATTERY CHARGER
+ STORAGE BAG

Model No:	Type:	Contents:
D CP20VPIW	Body Only	Impact Wrench
E CP20VPIWKIT1	Kit	CP20VPIW - Impact Wrench CP20VBP4 - 4Ah Battery CP20VMC - Battery Charger CP1200CB - Canvas Storage Bag
F CP20VPIWKIT	Kit	CP20VPIW - Impact Wrench CP20VBP4 - 4Ah Battery (x2) CP20VMC - Battery Charger CP1200CB - Canvas Storage Bag

A For 1/4" Hex Bits



B



+ BATTERY (2Ah)
+ BATTERY CHARGER
+ STORAGE BAG

C



+ BATTERY (2Ah)
+ BATTERY (4Ah)
+ BATTERY CHARGER
+ STORAGE BAG

A-C SEE RIGHT

20V 1/4"Hex Drive Cordless Impact Driver

Powerful, lightweight cordless impact driver. Durable composite housing with soft grip for added comfort. 1/4"Hex quick release chuck. Variable speed control trigger. All metal gear construction for ultimate durability and performance. Forward, reverse and trigger-lock. Built-in LED worklight. Supplied with belt hook for safer storage whilst not in use.

Drive:	1/4"Hex
Impact Rate:	0-3000bpm
No-Load Speed:	0-2200rpm
Maximum Torque:	180Nm
Noise Power/Pressure:	106/95dB(A)
Vibration/Uncertainty:	15.87/1.5m/s ²
Body Only Weight:	1.17kg

Model No:	Type:	Contents:
A CP20VID	Body Only	Impact Driver
B CP20VIDKIT1	Kit	CP20VID - Impact Driver CP20VBP2 - 2Ah Battery CP20VMC - Battery Charger CP1200CB - Canvas Storage Bag
C CP20VIDKIT	Kit	CP20VID - Impact Driver CP20VBP2 - 2Ah Battery CP20VBP4 - 4Ah Battery CP20VMC - Battery Charger CP1200CB - Canvas Storage Bag

D



200Nm Torque

For 1/4" Hex Bits



3 YEAR GUARANTEE*



E



+ BATTERY (2Ah)
+ BATTERY CHARGER
+ STORAGE BAG

F



+ BATTERY (2Ah)
+ BATTERY (4Ah)
+ BATTERY CHARGER
+ STORAGE BAG

D-F SEE RIGHT

20V 1/4"Hex Cordless - Brushless Impact Driver

Powerful, lightweight cordless impact driver. Brushless motor, which gives an improved performance and requires less maintenance than the brushed equivalent, giving you a more efficient, longer lasting tool. Durable composite housing with soft grip for added comfort. 1/4"Hex quick release chuck. Variable speed control trigger. Three speed options in forward, two speed options in reverse and trigger-lock. All metal gear construction for ultimate durability and performance. Built-in LED worklight. Supplied with belt hook for safer storage whilst not in use.

Drive:	1/4"Hex
Impact Rate:	0-3780bpm
No-Load Speed:	0-2700rpm
Maximum Torque:	200Nm
Noise Power/Pressure:	80/69dB(A)
Vibration/Uncertainty:	3.845/1.5m/s ²
Body Only Weight:	1.25kg

Model No:	Type:	Contents:
D CP20VIDX	Body Only	Impact Driver
E CP20VIDXKIT1	Kit	CP20VIDX - Impact Driver CP20VBP2 - 2Ah Battery CP20VMC - Battery Charger CP1200CB - Canvas Storage Bag
F CP20VIDXKIT	Kit	CP20VIDX - Impact Driver CP20VBP2 - 2Ah Battery CP20VBP4 - 4Ah Battery CP20VMC - Battery Charger CP1200CB - Canvas Storage Bag



VARIABLE SPEED
SV20 SERIES

A-C SEE RIGHT
20V Ø13mm Cordless Combi Drill/Driver

Powerful, lightweight cordless drill/driver with hammer function. Durable composite housing with soft grip for added comfort. Ø2-13mm Keyless chuck. All metal gear construction for ultimate durability and performance. Three drill functions and 18 torque settings provide the control required to complete various tasks. Built-in LED worklight. Forward, reverse and trigger-lock. Supplied with belt hook for safer storage whilst not in use.

Impact Rate:	0-6000bpm/0-22500bpm
No-Load Speed:	0-400/0-1500rpm
Drilling Capacities:	
Wood:	Ø35mm
Metal/Concrete:	Ø13mm
Chuck Size:	Ø13mm
Maximum Torque:	35Nm
Noise Power/Pressure:	97/86dB(A)
Vibration/Uncertainty:	2.546/1.5m/s ²
Body Only Weight:	1.25kg



+ BATTERY (2Ah)
+ BATTERY CHARGER
+ STORAGE BAG



+ BATTERY (2Ah)
+ BATTERY (4Ah)
+ BATTERY CHARGER
+ STORAGE BAG

Model No:	Type:	Contents:
A CP20VDD	Body Only	Combi Drill/Driver
B CP20VDDKIT1	Kit	CP20VDD - Combi Drill/Driver CP20VBP2 - 2Ah Battery CP20VMC - Battery Charger CP1200CB - Canvas Storage Bag
C CP20VDDKIT	Kit	CP20VDD - Combi Drill/Driver CP20VBP2 - 2Ah Battery CP20VBP4 - 4Ah Battery CP20VMC - Battery Charger CP1200CB - Canvas Storage Bag



Premier
VARIABLE SPEED
SV20 SERIES

3 YEAR GUARANTEE*
BRUSHLESS MOTOR

D-F SEE RIGHT
20V Ø13mm Cordless Brushless Combi Drill/Driver

Powerful, lightweight cordless drill/driver with hammer function. Brushless motor, which gives an improved performance and requires less maintenance than the brushed equivalent, giving you a more efficient, longer lasting tool. Durable composite housing with soft grip for added comfort. Ø2-13mm Keyless chuck. All metal gear construction for ultimate durability and performance. Three drill functions and 21 torque settings provide the control required to complete various tasks. Built-in LED worklight. Forward, reverse and trigger-lock. Supplied with belt hook for safer storage whilst not in use.

Chuck Size:	Ø13mm
Impact Rate:	0-30000bpm
No-Load Speed:	0-2000rpm
Maximum Torque:	65Nm
Noise Power/Pressure:	86/75dB(A)
Vibration/Uncertainty:	3.054/1.5m/s ²
Drilling Capacities:	
Wood:	Ø35mm
Concrete:	Ø13mm
Metal:	Ø13mm
Body Only Weight:	1.25kg



+ BATTERY (2Ah)
+ BATTERY CHARGER
+ STORAGE BAG



+ BATTERY (2Ah)
+ BATTERY (4Ah)
+ BATTERY CHARGER
+ STORAGE BAG

Model No:	Type:	Contents:
D CP20VDDX	Body Only	Combi Drill/Driver
E CP20VDDXKIT1	Kit	CP20VDDX - Combi Drill/Driver CP20VBP2 - 2Ah Battery CP20VMC - Battery Charger CP1200CB - Canvas Storage Bag
F CP20VDDXKIT	Kit	CP20VDDX - Combi Drill/Driver CP20VBP2 - 2Ah Battery CP20VBP4 - 4Ah Battery CP20VMC - Battery Charger CP1200CB - Canvas Storage Bag



A-C SEE RIGHT

20V SDS Plus Cordless Rotary Hammer Drill

Powerful, lightweight cordless rotary hammer drill. Durable composite housing with soft grip for added comfort. SDS Plus chuck. Two drilling functions; rotary and rotary with hammer. Built-in LED worklight. Forward, reverse and trigger lock. Variable speed trigger for greater control.

Impact Rate:	0-5000bpm
No-Load Speed:	0-900rpm
Drilling Capacities:	
Wood:	Ø16mm
Metal:	Ø8mm
Concrete:	Ø10mm
Chuck Size:	SDS Plus
Noise Power/Pressure:	96/85dB(A)
Vibration/Uncertainty:	8.64/1.5m/s ²
Body Only Weight:	1.25kg

Model No:	Type:	Contents:
A CP20VSDS	Body Only	Rotary Hammer Drill
B CP20VSDSKIT1	Kit	CP20VSDS - Rotary Hammer Drill CP20VBP2 - 2Ah Battery CP20VMC - Battery Charger CP1200CB - Canvas Storage Bag
C CP20VSDSKIT	Kit	CP20VSDS - Rotary Hammer Drill CP20VBP2 - 2Ah Battery CP20VBP4 - 4Ah Battery CP20VMC - Battery Charger CP1200CB - Canvas Storage Bag



D-F SEE RIGHT

20V 3/8" Sq Drive Cordless Ratchet Wrench

Durable composite housing and soft grip for added comfort. Variable speed trigger for easy control. Forward and reverse rotation and trigger-lock. Fitted with electronic brake. Built-in LED worklight for low visibility areas.

Drive:	3/8" Sq
Maximum Torque:	60Nm
Noise Power/Pressure:	100/89dB(A)
No-Load Speed:	0-250rpm
Vibration/Uncertainty:	7.972/1.5m/s ²
Body Only Weight:	0.84kg

Model No:	Type:	Contents:
D CP20VRW	Body Only	Ratchet Wrench
E CP20VRWKIT1	Kit	CP20VRW - Ratchet Wrench CP20VBP4 - 4Ah Battery CP20VMC - Battery Charger CP1200CB - Canvas Storage Bag
F CP20VRWKIT	Kit	CP20VRW - Ratchet Wrench CP20VBP4 - 4Ah Battery (x2) CP20VMC - Battery Charger CP1200CB - Canvas Storage Bag

A



SV20
SERIES

3 YEAR
GUARANTEE*

Ø115mm

A-C SEE RIGHT

20V Ø115mm Cordless Angle Grinder

Lightweight, compact and ergonomically designed. Features heavy-duty alloy bevel gear head with aluminium gear casing. Features spindle lock for quick disc changes and adjustable disc guard. Supplied with side handle and soft grip for added comfort and control.

Motor Power:	700W
Disc Size:	Ø115mm
No-Load Speed:	10000rpm
Spindle Size:	M14 x 2mm
Noise Power/Pressure:	95/84dB(A)
Vibration/Uncertainty:	4.019/1.5m/s ²
Optional Grinding Disc:	PTC/115G
Body Only Weight:	1.44kg

B



+ BATTERY (4Ah)
+ BATTERY CHARGER
+ STORAGE BAG

C



+ BATTERY (4Ah) x2
+ BATTERY CHARGER
+ STORAGE BAG

Model No:	Type:	Contents:
A CP20VAGB	Body Only	Angle Grinder
B CP20VAGBKIT1	Kit	CP20VAGB - Angle Grinder CP20VBP4 - 4Ah Battery CP20VMC - Battery Charger CP1200CB - Canvas Storage Bag
C CP20VAGBKIT1	Kit	CP20VAGB - Angle Grinder CP20VBP4 - 4Ah Battery (x2) CP20VMC - Battery Charger CP1200CB - Canvas Storage Bag

D Premier



SV20
SERIES

3 YEAR
GUARANTEE*

Ø115mm

BRUSHLESS
MOTOR

D-F SEE RIGHT

20V Ø115mm Cordless - Brushless Angle Grinder

Ergonomic, lightweight and compact design. Brushless motor, which gives an improved performance and requires less maintenance than the brushed equivalent, giving you a more efficient, longer lasting tool. Features spindle lock for quick disc changes and adjustable disc guard. Supplied with side/top handle and soft grip for added comfort and control. Slide on/off lock on switch.

Motor Power:	700W
Disc Size:	Ø115mm
No-Load Speed:	10000rpm
Spindle Size:	M14
Noise Power/Pressure:	97/86dB(A)
Vibration/Uncertainty:	5.598/1.5m/s ²
Optional Grinding Disc:	PTC/115G
Optional Cutting Disc:	PTC/115C
Body Weight:	1.60kg

E



+ BATTERY (4Ah)
+ BATTERY CHARGER
+ STORAGE BAG

F



+ BATTERY (4Ah) x2
+ BATTERY CHARGER
+ STORAGE BAG

Model No:	Type:	Contents:
D CP20VAGX	Body Only	Angle Grinder
E CP20VAGXKIT1	Kit	CP20VAGX - Angle Grinder CP20VBP4 - 4Ah Battery CP20VMC - Battery Charger CP1200CB - Canvas Storage Bag
F CP20VAGXKIT1	Kit	CP20VAGX - Angle Grinder CP20VBP4 - 4Ah Battery (x2) CP20VMC - Battery Charger CP1200CB - Canvas Storage Bag



A-C SEE RIGHT

20V Ø125mm Cordless Random Orbital Palm Sander

Powerful, cordless, lightweight orbital sander. Durable composite housing with soft grip for added comfort. 3-Speed settings gives control to complete various tasks. Features a self-contained dust extraction port with dust collection bag. Fitted with Ø125mm hook-and-loop backing pad and supplied with two sanding discs.

No-Load Speed:	5000/7000/9000rpm
Pad Size:	Ø125mm
Body Only Weight:	1.12kg



D-F SEE RIGHT

20V Ø125mm Cordless Orbital Polisher

Digital display and variable speed control from 2100-5000rpm. 15mm Orbit for greater polishing efficiency. Features a slide-button on/off switch allowing for a smooth comfortable main handle grip. Spindle lock for fast and easy pad changes. Double injection composite housing with rubber grip for added comfort. Supplied with Ø125mm backing pad.

No-Load Speed:	2100-5000rpm
Pad Size:	Ø125mm
Noise Power/Pressure:	86/75dB(A)
Vibration/Uncertainty:	4.56/1.5m/s ²
Body Only Weight:	1.82kg



Model No:	Type:	Contents:
A CP20VOS	Body Only	Orbital Palm Sander
B CP20VOSKIT1	Kit	CP20VOS - Orbital Palm Sander CP20VBP2 - 2Ah Battery CP20VMC - Battery Charger CP1200CB - Canvas Storage Bag
C CP20VOSKIT	Kit	CP20VOS - Orbital Palm Sander CP20VBP2 - 2Ah Battery CP20VBP4 - 4Ah Battery CP20VMC - Battery Charger CP1200CB - Canvas Storage Bag



Model No:	Type:	Contents:
D CP20VOP	Body Only	Orbital Polisher
E CP20VOPKIT	Kit	CP20VOP - Orbital Polisher CP20VBP4 - 4Ah Battery CP20VMC - Battery Charger CP1200CB - Canvas Storage Bag
F CP20VOPKIT2	Kit	CP20VOP - Orbital Polisher CP20VBP4 - 4Ah Battery (x2) CP20VMC - Battery Charger CP1200CB - Canvas Storage Bag



A-C SEE RIGHT

20V Ø150mm Cordless Rotary Polisher

Digital display and variable speed control from 500-3000rpm. Features a slide-button on/off switch allowing for a smooth comfortable main handle grip. Spindle lock for fast and easy pad changes. Double injection composite housing with rubber grip for added comfort. Supplied with Ø150mm backing pad and side handle.

No-Load Speed:	500-3000rpm
Pad Size:	Ø150mm
Noise Power/Pressure:	85/74dB(A)
Vibration/Uncertainty:	8.27/1.5m/s ²
Replacement Pad:	PTC/150VA/M14
Body Only Weight:	1.3kg



Model No:	Type:	Contents:
A CP20VRP	Body Only	Rotary Polisher
B CP20VRPKIT	Kit	CP20VRP - Rotary Polisher CP20VBP4 - 4Ah Battery CP20VMC - Battery Charger CP1200CB - Canvas Storage Bag
C CP20VRPKIT2	Kit	CP20VRP - Rotary Polisher CP20VBP4 - 4Ah Battery (x2) CP20VMC - Battery Charger CP1200CB - Canvas Storage Bag



D-F SEE RIGHT

20V Ø180mm Cordless - Brushless Rotary Polisher

Powerful cordless rotary polisher. Brushless motor gives superior performance and durability. Durable composite housing with soft grip for added comfort. Ø180mm Backing pad. 6-Speed settings and variable speed trigger with lock offer complete control required for any given task. With two handle positions, up and over or side for personal preference. Supplied with two interchangeable polishing pad heads and key for quick backing pad changes.

No-Load Speed:	800-2300rpm
Noise Power/Pressure:	89/78dB(A)
Pad Size:	Ø180mm
Thread Size:	M14
Vibration/Uncertainty:	5.39/1.5m/s ²
Body Only Weight:	1.77kg



Model No:	Type:	Contents:
D CP20VRPX	Body Only	Rotary Polisher
E CP20VRPXKIT1	Kit	CP20VRPX - Rotary Polisher CP20VBP4 - 4Ah Battery CP20VMC - Battery Charger CP1200CB - Canvas Storage Bag
F CP20VRPXKIT	Kit	CP20VRPX - Rotary Polisher CP20VBP4 - 4Ah Battery (x2) CP20VMC - Battery Charger CP1200CB - Canvas Storage Bag



Complete with two blades.



VARIABLE
SPEED

SV20
SERIES

A-C SEE RIGHT

20V Cordless Reciprocating Saw

Powerful, lightweight cordless reciprocating saw suitable for cutting wood, board and soft metals. Durable composite housing with soft grip for added comfort. Built-in quick blade change system. Variable speed control trigger switch. Supplied with wood (6tpi) and metal (18tpi) cutting blades. 2-Stage operation switch for added safety.

No-Load Speed:	0-3000spm
Noise Power/Pressure:	93/82dB(A)
Vibration/Uncertainty:	19.682/1.5m/s ²
Cutting Specifications:	
Wood:	115mm
Metal:	10mm
Stroke Length:	22mm
Replacement Blades:	SRBR622EF/SRBS811D
Body Only Weight:	1.73kg



+ BATTERY (2Ah)
+ BATTERY CHARGER
+ STORAGE BAG



+ BATTERY (2Ah)
+ BATTERY (4Ah)
+ BATTERY CHARGER
+ STORAGE BAG

Model No:	Type:	Contents:
A CP20VRS	Body Only	Reciprocating Saw
B CP20VRSKIT1	Kit	CP20VRS - Reciprocating Saw CP20VBP2 - 2Ah Battery CP20VMC - Battery Charger CP1200CB - Canvas Storage Bag
C CP20VRSKIT	Kit	CP20VRS - Reciprocating Saw CP20VBP2 - 2Ah Battery CP20VBP4 - 4Ah Battery CP20VMC - Battery Charger CP1200CB - Canvas Storage Bag



D NEW Premier

VARIABLE
SPEED

SV20
SERIES



3 YEAR
GUARANTEE*

D-F SEE RIGHT

20V Cordless - Brushless Reciprocating Saw

Powerful brushless and cordless reciprocating saw suitable for cutting wood, board and soft metals. Durable composite housing with soft grip for added comfort. Keyless blade change system. Blade is controlled by a variable speed trigger switch with a brushless motor that runs to a maximum speed of 3100spm. 2-Stage operation switch for added safety. Built-in LED worklight for use in low light areas.

No-Load Speed:	0-3100spm
Noise Power/Pressure:	90/79dB(A)
Vibration/Uncertainty:	8.20/1.5m/s ²
Cutting Specifications:	
Wood:	120mm
Metal:	10mm
Stroke Length:	28mm
Replacement Blades:	WRS3021/150
Body Only Weight:	2.26kg



E NEW
+ BATTERY (4Ah)
+ BATTERY CHARGER
+ STORAGE BAG



F NEW
+ BATTERY (4Ah) x2
+ BATTERY CHARGER
+ STORAGE BAG

Model No:	Type:	Contents:
D CP20VRSX	Body Only	Reciprocating Saw
E CP20VRSXKIT1	Kit	CP20VRSX - Reciprocating Saw CP20VBP4 - 4Ah Battery CP20VMC - Battery Charger CP1200CB - Canvas Storage Bag
F CP20VRSXKIT	Kit	CP20VRSX - Reciprocating Saw CP20VBP4 - 4Ah Battery (x2) CP20VMC - Battery Charger CP1200CB - Canvas Storage Bag



SV20
SERIES

A-C SEE RIGHT

20V Ø150mm Cordless Circular Saw

Powerful, lightweight cordless circular saw suitable for cutting wood, board and soft metals. Durable composite housing with soft grip for added comfort. Tool-free adjustment of cutting angle, depth and width. Built-in laser guide for accurate cutting. Supplied with Ø150mm saw blade. 2-Stage operation switch for added safety.

No-Load Speed:	4200rpm
Cutting Depths:	
Cutting Depth at 90°:	48mm
Cutting Depth at 45°:	33mm
Blade Diameter:	Ø150mm
Disc Bore Size:	Ø10mm
Replacement Blade:	CP20VCS.03
Body Only Weight:	2.54kg



+ BATTERY (2Ah)
+ BATTERY CHARGER
+ STORAGE BAG



+ BATTERY (2Ah)
+ BATTERY (4Ah)
+ BATTERY CHARGER
+ STORAGE BAG

Model No:	Type:	Contents:
A CP20VCS	Body Only	Circular Saw
B CP20VCSKIT1	Kit	CP20VCS - Circular Saw CP20VBP2 - 2Ah Battery CP20VMC - Battery Charger CP1200CB - Canvas Storage Bag
C CP20VCSKIT	Kit	CP20VCS - Circular Saw CP20VBP2 - 2Ah Battery CP20VBP4 - 4Ah Battery CP20VMC - Battery Charger CP1200CB - Canvas Storage Bag



D-F SEE RIGHT

20V Cordless Jigsaw

Powerful, lightweight cordless jigsaw suitable for cutting wood, board, plastic and steel. Comfortable composite housing with soft grip for added comfort. Tool-free blade change system. Variable speed control trigger switch 0-2400spm. Features dust blow and extraction function, and parallel guide. Built-in LED worklight. Four pendulum settings. 2-Stage operation switch for added safety. Supplied with hex key and wood cutting blade.

No-Load Speed:	0-2400spm
Cutting Specifications:	
Wood:	80mm
Plastic:	12mm
Steel:	10mm
Metal Pipe:	Ø5-25mm
Noise Power/Pressure:	90/79db(A)
Stroke Length:	25mm
Vibration/Uncertainty:	11.18/1.5m/s ²
Body Only Weight:	2kg



+ BATTERY (2Ah)
+ BATTERY CHARGER
+ STORAGE BAG



+ BATTERY (2Ah)
+ BATTERY (4Ah)
+ BATTERY CHARGER
+ STORAGE BAG

Model No:	Type:	Contents:
D CP20VJS	Body Only	Jigsaw
E CP20VJSKIT1	Kit	CP20VJS - Jigsaw CP20VBP2 - 2Ah Battery CP20VMC - Battery Charger CP1200CB - Canvas Storage Bag
F CP20VJSKIT	Kit	CP20VJS - Jigsaw CP20VBP2 - 2Ah Battery CP20VBP4 - 4Ah Battery CP20VMC - Battery Charger CP1200CB - Canvas Storage Bag



For optional Router Plunge Base order Model No. RPB01

A-C SEE RIGHT

20V Cordless Trimming Router

Powerful router with brushless motor, suitable for edge forming, trimming, decorative work and slot cutting. Lightweight composite housing for comfortable use. Variable 5-Speed control from 12000-28000rpm. Adjustable stroke length of 0-35mm. Supplied with trimmer section, trimmer guide, straight guide, two spanners and 1/4" 6mm collet. Built-in dual LED worklights for increased visibility and accuracy. Plunge base available separately, order Model No. RPB01.

No-Load Speed:	12000-28000rpm
Stroke Length:	0-35mm
Collet Capacity/Size:	1/4" or 6mm
Optional Router Plunge Base:	RPB01
Body Only Weight:	1.59kg



D-F SEE RIGHT

20V Cordless Oscillating Multi-Tool

Durable composite housing with soft grip for added comfort. One tool suitable for multiple tasks such as sanding, scraping and cutting various materials. Built-in LED worklight, 6-speed settings and quick blade change system. Includes sanding paper, backing pad, plunge saw blade, segment saw blade and scraper.

No-Load Speed:	5000-20000rpm
Noise Power/Pressure:	108/97dB(A)
Vibration/Uncertainty:	15.258/1.5m/s ²
Accessories:	Sanding Pads, Backing Pad, Scraper, Segment Saw Blade, Plunge Saw Blade
Body Only Weight:	1.04kg



Model No:	Type:	Contents:
A CP20VTR	Body Only	Trimming Router
B CP20VTRKIT1	Kit	CP20VTR - Trimming Router CP20VBP2 - 2Ah Battery CP20VMC - Battery Charger CP1200CB - Canvas Storage Bag
C CP20VTRKIT	Kit	CP20VTR - Trimming Router CP20VBP2 - 2Ah Battery CP20VBP4 - 4Ah Battery CP20VMC - Battery Charger CP1200CB - Canvas Storage Bag



Model No:	Type:	Contents:
D CP20VMT	Body Only	Oscillating Multi-Tool
E CP20VMTKIT1	Kit	CP20VMT - Oscillating Multi-Tool CP20VBP2 - 2Ah Battery CP20VMC - Battery Charger CP1200CB - Canvas Storage Bag
F CP20VMTKIT	Kit	CP20VMT - Oscillating Multi-Tool CP20VBP2 - 2Ah Battery CP20VBP4 - 4Ah Battery CP20VMC - Battery Charger CP1200CB - Canvas Storage Bag

A NEW



A-C SEE RIGHT

20V Cordless Hot Air Gun

Lightweight, cordless hot air gun with a maximum temperature of 550°C. Suitable for paint stripping, soft soldering, removing sticky labels and defrosting frozen pipes. Spring loaded, rotating end bezel for removing hot nozzles quickly and easily. Integrated belt hook. Built-in LED worklight. Supplied with fish tail nozzle, deflector nozzle and reduction nozzle.

Temperature Range:	0-550°C
Airflow:	200L/min
Body Only Weight:	0.61kg

B NEW



- + BATTERY (2Ah)
- + BATTERY CHARGER
- + STORAGE BAG

C NEW



- + BATTERY (2Ah)
- + BATTERY (4Ah)
- + BATTERY CHARGER
- + STORAGE BAG

Model No:	Type:	Contents:
A CP20VHG	Body Only	Hot Air Gun
B CP20VHGKIT	Kit	CP20VHG - Hot Air Gun CP20VBP2 - 2Ah Battery CP20VMC - Battery Charger CP1200CB - Canvas Storage Bag
C CP20VHGKIT2	Kit	CP20VHG - Hot Air Gun CP20VBP2 - 2Ah Battery CP20VBP4 - 4Ah Battery CP20VMC - Battery Charger CP1200CB - Canvas Storage Bag

D



D-F SEE RIGHT

20V 18G Cordless Staple/Nail Gun

Powerful, compact cordless nail and staple gun can drive up to 50mm 18G nails or 40mm 18G staples into wood, without compressed air or mains power supply. Robust composite housing incorporates two LED lights for use in low light areas. Selectable single or contact firing allows use for different applications. Features an adjustable drive depth wheel for accurate results. Safety trigger device prevents accidental firing of nails or staples.

Nail Capacity:	10-50mm 18SWG
Staple Capacity:	10-40mm 18SWG
Noise Power/Pressure:	91/80dB(A)
Vibration/Uncertainty:	1.39/1.5m/s ²
Replacement Staples & Nails:	SAAN1810/SAAS1810
Body Only Weight:	2.6kg

E



- + BATTERY (2Ah)
- + BATTERY CHARGER
- + STORAGE BAG

F



- + BATTERY (2Ah)
- + BATTERY (4Ah)
- + BATTERY CHARGER
- + STORAGE BAG

Model No:	Type:	Contents:
D CP20VNG	Body Only	Staple/Nail Gun
E CP20VNGKIT1	Kit	CP20VNG - Staple/Nail Gun CP20VBP2 - 2Ah Battery CP20VMC - Battery Charger CP1200CB - Canvas Storage Bag
F CP20VNGKIT	Kit	CP20VNG - Staple/Nail Gun CP20VBP2 - 2Ah Battery CP20VBP4 - 4Ah Battery CP20VMC - Battery Charger CP1200CB - Canvas Storage Bag

A NEW



A-C SEE RIGHT

20V 310ml Cordless Caulking Gun

Cordless 20V caulk gun with cartridge holder. 6-Speed variable setting optimises the flow rate aiding precision. Suitable for 310ml cartridges. Includes LED worklight and large plunger to ensure constant flow. Cordless operation allows the gun to be used anywhere in workshops and homes. Composite housing with soft grip for added comfort.

Body Only Weight:	2.07kg
--------------------------	--------

D



D-F SEE RIGHT

20V Cordless Glue Gun

Ready to use in 3 minutes. Cordless operation allows use anywhere in the workshop. Composite housing with soft grip for added comfort. Suitable for glue sticks between Ø10-12mm. On/off switch and trigger feed control.

Maximum Running Time:	3.5hr
Glue Stick Diameter:	Ø10-12mm
Consumable Parts:	AK292/2 - All Purpose Glue Stick Pack of 25
Body Only Weight:	0.36kg

B NEW



+ BATTERY (2Ah)
+ BATTERY CHARGER
+ STORAGE BAG

C NEW



+ BATTERY (2Ah)
+ BATTERY (4Ah)
+ BATTERY CHARGER
+ STORAGE BAG

Model No:	Type:	Contents:
A CP20VCG	Body Only	Caulking Gun
B CP20VCGKIT1	Kit	CP20VCG - Caulking Gun CP20VBP2 - 2Ah Battery CP20VMC - Battery Charger CP1200CB - Canvas Storage Bag
C CP20VCGKIT	Kit	CP20VCG - Caulking Gun CP20VBP2 - 2Ah Battery CP20VBP4 - 4Ah Battery CP20VMC - Battery Charger CP1200CB - Canvas Storage Bag

E



+ BATTERY (2Ah)
+ BATTERY CHARGER
+ STORAGE BAG

F



+ BATTERY (2Ah) x2
+ BATTERY CHARGER
+ STORAGE BAG

Model No:	Type:	Contents:
D CP20VGG	Body Only	Glue Gun
E CP20VGGKIT1	Kit	CP20VGG - Glue Gun CP20VBP2 - 2Ah Battery CP20VMC - Battery Charger CP1200CB - Canvas Storage Bag
F CP20VGGKIT	Kit	CP20VGG - Glue Gun CP20VBP2 - 2Ah Battery (x2) CP20VMC - Battery Charger CP1200CB - Canvas Storage Bag

A



A-C SEE RIGHT

20V Cordless Tyre Inflator

Handheld cordless tyre inflator. Digital LED display. Pressure can be set in either psi or bar. Automatic cut-out when pre-selected pressure has been reached. Double injection composite body with rubber grips for added comfort and vibration reduction. Supplied with 150mm compressor hose with tyre valve, ball needle, bike tyre valves (x2) and universal adaptors (x3).

Maximum Air Pressure:	7bar/100psi
Typical Inflation Time:	0-30psi in 205sec (175/70R)
Body Only Weight:	0.70kg

B



+ BATTERY (2Ah)
+ BATTERY CHARGER
+ STORAGE BAG

C



+ BATTERY (2Ah) x2
+ BATTERY CHARGER
+ STORAGE BAG

Model No:	Type:	Contents:
A CP20VAP	Body Only	Tyre Inflator
B CP20VAPKIT1	Kit	CP20VAP - Tyre Inflator CP20VBP2 - 2Ah Battery CP20VMC - Battery Charger CP1200CB - Canvas Storage Bag
C CP20VAPKIT	Kit	CP20VAP - Tyre Inflator CP20VBP2 - 2Ah Battery (x2) CP20VMC - Battery Charger CP1200CB - Canvas Storage Bag

D NEW



D-F SEE RIGHT

20V Cordless Pressure Washer

Lightweight and portable cordless pressure washer. Ideal for cleaning muddy bikes and sports equipment, as well as gutters, conservatory roofs and other hard-to-reach places. 6-Function nozzles, selected by turning spray head. 120L/hr Flow rate with a working pressure of 22bar. 6m water intake hose with float and filter can draw water from any remote source. Supplied with soap pot.

Maximum Pressure:	22bar(320psi)
Water Flow Rate:	120L/hr
Motor Power:	130W
Hose Length:	6m
Body Only Weight:	1.01kg

E NEW



+ BATTERY (2Ah)
+ BATTERY CHARGER
+ STORAGE BAG

F NEW



+ BATTERY (2Ah)
+ BATTERY (4Ah)
+ BATTERY CHARGER
+ STORAGE BAG

Model No:	Type:	Contents:
D CP20VPW	Body Only	Pressure Washer
E CP20VPWKIT1	Kit	CP20VPW - Pressure Washer CP20VBP2 - 2Ah Battery CP20VMC - Battery Charger CP1200CB - Canvas Storage Bag
F CP20VPWKIT	Kit	CP20VPW - Pressure Washer CP20VBP2 - 2Ah Battery CP20VBP4 - 4Ah Battery CP20VMC - Battery Charger CP1200CB - Canvas Storage Bag

A NEW

15L

**A-C SEE RIGHT****20V 15L Cordless Handheld Ash Vacuum Cleaner**

Extremely lightweight portable cordless ash vacuum. Ideal for the collection of ash or fire debris from fireplaces, stoves, wood burners, BBQs, grills and more. 150W Motor provides great suction performance. With a 15L capacity, the lightweight tank features quick release clips for ease of emptying. A 1m flexible metal lined suction hose allows the suction of ash up to a temperature of 40°C(100°F). Easily switch to blow function by using the outlet on the top of the vacuum. Includes round aluminium nozzle and a HEPA filter with inner metal mesh, preventing the leaking of ash and dust.

Motor Power:	150W
Maximum Vacuum Pressure:	100mbar
Drum Size:	15L
Vacuum Accessories Diameter:	Ø35mm
Filter Type:	HEPA
Replacement Filter Cartridge:	CP20VAVF
Body Only Weight:	2.40kg

SV20
SERIES**B NEW**

+ BATTERY (2Ah)
+ BATTERY CHARGER
+ STORAGE BAG

**C NEW**

+ BATTERY (2Ah)
+ BATTERY (4Ah)
+ BATTERY CHARGER
+ STORAGE BAG



Model No:	Type:	Contents:
A CP20VAV	Body Only	Vacuum Cleaner
B CP20VAVKIT1	Kit	CP20VAV - Vacuum Cleaner CP20VBP2 - 2Ah Battery CP20VMC - Battery Charger CP1200CB - Canvas Storage Bag
C CP20VAVKIT	Kit	CP20VAV - Vacuum Cleaner CP20VBP2 - 2Ah Battery CP20VBP4 - 4Ah Battery CP20VMC - Battery Charger CP1200CB - Canvas Storage Bag

D 20L

Accessory Pack.

**SV20**
SERIES**D-E SEE RIGHT****20V 20L Cordless Rechargeable Wet & Dry Vacuum Cleaner**

Extremely lightweight portable cordless wet and dry vacuum cleaner. Convenient for use in the home, workshop or car, especially where mains power is not easily accessible. Features a 20L stainless steel drum mounted on four swivel castors for easy manoeuvrability. Unit also has built-in blower function which can be used for many applications in the home, workshop or garden. Supplied with a comprehensive accessory pack.

Drum Size:	20L
Airflow:	65m ³ /hr
Filter Type:	Foam
Maximum Vacuum Pressure:	80mbar
Motor Power:	140W
Vacuum Accessories Diameter:	Ø32mm
Replacement Bag Filters (Pack of 5):	PC20SD20VCF
Replacement Foam Filters (Pack of 10):	PC20SD20VFF10
Body Only Weight:	3.7kg

E

+ BATTERY (4Ah)
+ BATTERY CHARGER



Accessory Pack.



Model No:	Type:	Contents:
D PC20SD20V	Body Only	Vacuum Cleaner
E PC20VCOMBO4	Kit	PC20SD20V - Vacuum Cleaner CP20VBP4 - 4Ah Battery CP20VMC - Battery Charger

A NEW



SV20
SERIES

A-C SEE RIGHT

20V 650ml Cordless Handheld Vacuum Cleaner

Lightweight cordless handheld vacuum cleaner with soft comfortable grip convenient for use in the home, workshop or car. Removable collection chamber with easy release button to dispose of waste efficiently. Supplied with 4pc accessory pack.

Replacement Cloth Filter:	CP20VCVCF
Body Only Weight:	1.14kg

B NEW



+ BATTERY (2Ah)
+ BATTERY CHARGER
+ STORAGE BAG

C NEW



+ BATTERY (2Ah)
+ BATTERY (4Ah)
+ BATTERY CHARGER
+ STORAGE BAG

Model No:	Type:	Contents:
A CP20VCV	Body Only	Vacuum Cleaner
B CP20VCVKIT1	Kit	CP20VCV - Vacuum Cleaner CP20VBP2 - 2Ah Battery CP20VMC - Battery Charger CP1200CB - Canvas Storage Bag
C CP20VCVKIT	Kit	CP20VCV - Vacuum Cleaner CP20VBP2 - 2Ah Battery CP20VBP4 - 4Ah Battery CP20VMC - Battery Charger CP1200CB - Canvas Storage Bag

D NEW



Wet & Dry

10L

SV20
SERIES

D-F SEE RIGHT

20V 10L Wet & Dry Vacuum Cleaner

10L Handheld Vacuum capable of picking up fine dust, plasterboard dust, sawdust, debris, liquids and more. Lightweight, portable and cordless making it very convenient for use in the home, workshop or car especially where mains power is not accessible. Lightweight tank features quick release clips for ease of emptying. Other features include on board accessory storage; separate battery housing and built-in blow function which can be used for many applications. Supplied with 2 brush head attachments, 2m extendable hose, 4 hose storage clips, HEPA filter and dust and foam filters.

Motor Power:	150W
Drum Size:	10L
Filter Type:	HEPA
Body Only Weight:	3.46kg

E NEW



+ BATTERY (2Ah)
+ BATTERY CHARGER
+ STORAGE BAG

F NEW



+ BATTERY (2Ah)
+ BATTERY (4Ah)
+ BATTERY CHARGER
+ STORAGE BAG

Model No:	Type:	Contents:
D CP20VWDV	Body Only	Vacuum Cleaner
E CP20VWDVKIT1	Kit	CP20VWDV - Vacuum Cleaner CP20VBP2 - 2Ah Battery CP20VMC - Battery Charger CP1200CB - Canvas Storage Bag
F CP20VWDVKIT	Kit	CP20VWDV - Vacuum Cleaner CP20VBP2 - 2Ah Battery CP20VBP4 - 4Ah Battery CP20VMC - Battery Charger CP1200CB - Canvas Storage Bag

A NEW



SV20
SERIES

B NEW



+ BATTERY (2Ah)
+ BATTERY CHARGER
+ STORAGE BAG

C NEW



+ BATTERY (2Ah)
+ BATTERY (4Ah)
+ BATTERY CHARGER
+ STORAGE BAG

A-C SEE RIGHT

20V SV20 Series Cordless Grease Gun

High power, professional, cordless grease gun, developing 8000psi. Ideal for in-field lubrication where power and speed are required. Suitable for screw-type and standard 400g cartridges, manual or bulk filling. Features LCD battery condition indicator, air bleed and heavy-duty aluminium pressure head.

Flow Rate:	100g/min
Pressure:	8000psi
Hose Length:	700mm
Body Only Weight:	2.4kg

Model No:	Type:	Contents:
A CP20VGRG	Body Only	Grease Gun
B CP20VGRGKIT1	Kit	CP20VGRG - Grease Gun CP20VBP2 - 2Ah Battery CP20VMC - Battery Charger CP1200CB - Canvas Storage Bag
C CP20VGRGKIT	Kit	CP20VGRG - Grease Gun CP20VBP2 - 2Ah Battery CP20VBP4 - 4Ah Battery CP20VMC - Battery Charger CP1200CB - Canvas Storage Bag



LITHIUM
RECHARGEABLE

SV20
SERIES

D-F SEE RIGHT

20V Power Tool Batteries for SV20 Series

Available in 3 different sizes, rubber coated and featuring battery level indicators. The SV20 series offers a solution for the professional user. Choose between 2Ah-6Ah depending on what is more important, the charge time or the working time.

Model No:	Charging Time:	Battery:
D CP20VBP2	45mins	20V 2Ah Lithium-ion
E CP20VBP4	90mins	20V 4Ah Lithium-ion
F CP20VBP6	130mins	20V 6Ah Lithium-ion



FAST
CHARGE

SV20
SERIES



G-H SEE BELOW

20V Lithium-ion Fast Charge Battery Chargers for the SV20V Series

Mains chargers for Model No's CP20VBP2, CP20VBP4 and CP20VBP6 power tool batteries. LED indicates status of battery from charging to full. Suitable for use with the SV20 Series.

Model No:	Charger Type:	Supply/Output:	Applications:
G CP20VMC	Single	230V~50Hz/3A	CP20VBP2, CP20VBP4, CP20VBP6
H CP20VMC2	Twin	230V~50Hz/3A(x2)	CP20VBP2, CP20VBP4, CP20VBP6

I CP20VCP

LED Light/USB Charge Port for SV20 Series

SV20
SERIES

Slides onto Sealey 20V batteries to provide a 5V USB charging output for mobile devices. Built-in 30 Lumen LED light controlled by on/off switch. Fitted with belt hook for charging on the go.

Applications:	CP20VBP2, CP20VBP4, CP20VBP6
LED Light:	30lm
Output:	5V 1.5A

A NEW



VARIABLE SPEED

SV20 SERIES



16"

B NEW

+ BATTERY (6Ah)
+ BATTERY CHARGER



A-B SEE RIGHT

20V 16" 2-in-1 Cordless/Corded High Velocity Drum Fan

High velocity variable speed drum fan. Mains or cordless power giving increased versatility in positioning cooling where it is most required. Lightweight, portable and robust unit fitted with rubber feet for stability. Features a handle plus 360° tilting stand allowing control of airflow to exactly where it is needed. Carefully balanced and fully guarded aluminium blades provide quiet and safe operation and is suitable for use in industrial, commercial, agricultural, automotive workshop, showroom and home applications.

Fan Diameter:	Ø400mm(16")
Speeds:	Continuous Variable Speed
Speed Range:	580-1470rpm
Maximum Airflow:	1650cfm
Power:	24W
Current:	1.2A
Body Only Weight:	5.6kg

Model No:	Type:	Contents:
A HVD16C	Body Only	Fan
B HVD16CCOMBO	Kit	HVD16C - Fan CP20VBP6 - 6Ah Battery CP20VMC - Battery Charger

C NEW

PROPANE



SV20 SERIES



D NEW

+ BATTERY (4Ah)
+ BATTERY CHARGER



C-D SEE RIGHT

30,000-68,000Btu/hr (9-20kW) 2-in-1 Cordless/Corded Space Warmer® Propane Heater

Many users have found the advantages of propane heaters far outweigh the small additional running costs, as the fuel is completely burned and does not leave an oily residue as experienced with paraffin, kerosene or diesel heaters. The unit runs quietly since it does not need a compressor to drive the fuel to the burner. Durable paint finish. Fan assisted, fitted with a piezoelectric ignition system for trouble-free starting and features a direct gas head assembly. Features safety solenoid preventing the unit from leaking gas without first being electrically started. Supplied with an approved propane gas regulator and hose.

Output:	30,000-68,000Btu/hr
Airflow:	294cfm
Fuel Consumption:	0.65-1.45kg/hr
Fuel:	Propane
Heated Area:	350m ³
Body Only Weight:	6.18kg

Model No:	Type:	Contents:
C LP69C	Body Only	Propane Heater
D LP69CCOMBO	Kit	LP69C - Propane Heater CP20VBP4 - 4Ah Battery CP20VMC - Battery Charger

A NEW



1800 LUMENS

SMD LED

SV20 SERIES

A-B SEE RIGHT

20V Cordless SMD LED 1800lm Worklight

Cordless clip worklight useful in any workspace. Robust design with integrated carry handle and 360° movement. SMD LED Technology for ultra-bright illumination with 70 SMD LED lights producing 1800 lumens. Simple on/off switch with four levels of brightness. IP20 Rated.

LED Quantity:	70
LED Type:	SMD LED 6500K
Lumen Output:	1800lm Max. with four levels of brightness (25%, 50%, 75% and 100%)
Operating Time:	2Ah - 2hrs 30mins, 4Ah - 5hrs, 6Ah - 7hrs 30mins
Power:	15W
IP Rating:	IP20
Body Only Weight:	1.12kg

B NEW



+ BATTERY (4Ah)
+ BATTERY CHARGER
+ STORAGE BAG



Model No:	Type:	Contents:
A CP20VCL	Body Only	Worklight
B CP20VCLKIT1	Kit	CP20VCL - Worklight CP20VBP4 - 4Ah Battery CP20VMC - Battery Charger CP1200CB - Canvas Storage Bag

C NEW




SMD LED

UP TO 4000 LUMENS

SV20 SERIES

Can be used with Model No. TRI01, see page 1169.



C-D SEE RIGHT

20V Cordless SMD LED 4000lm Worklight

Cordless worklight useful in any workspace. 360° Movement with SMD LED technology for ultra-bright illumination. 96 SMD LED Lights producing up to 4000 lumens. Robust design with integrated carry handle and side lights to illuminate the darkest spaces. Simple on/off switch with two levels of brightness depending on power supply. Powered by either 20V Lithium-ion battery (not included) or 230V 50Hz 1.5 mains cable with British standard plug.

LED Quantity:	96
LED Type:	SMD LED 6500K
Lumen Output:	2700lm using 20V battery pack (not supplied), 4000lm using mains cable
Power:	25W using battery pack - 45W using mains cable
IP Rating:	IP20 at lamp body
Body Only Weight:	2.12kg

D NEW



+ BATTERY (4Ah)
+ BATTERY CHARGER
+ STORAGE BAG



Model No:	Type:	Contents:
C CP20VWL	Body Only	Worklight
D CP20VWLKIT1	Kit	CP20VWL - Worklight CP20VBP4 - 4Ah Battery CP20VMC - Battery Charger CP1200CB - Canvas Storage Bag

A NEW



400W

Bar Length 25cm



A-C SEE RIGHT

20V 25cm Cordless Chainsaw

Ideal addition to your garden maintenance tool kit, combining high performance and functionality, featuring quality Oregon bar and chain. Kick back protection with instant chain brake. Tool-less chain tensioning and changing. Automatic chain lubrication and oil level indication display. Composite housing and soft grip handles makes it easy and comfortable to use.

Motor Power:	400W
Noise Power/Pressure:	99/90dB(A)
No-Load Speed:	3300rpm
Saw Blade/Bar Length:	25cm
Vibration/Uncertainty:	6.414/1.5m/s ²
Body Only Weight:	3.26kg

B NEW



+ BATTERY (4Ah)
+ BATTERY CHARGER
+ STORAGE BAG

C NEW



+ BATTERY (4Ah) x2
+ BATTERY CHARGER
+ STORAGE BAG

D NEW



15L



D-F SEE RIGHT

20V 15L Cordless Garden Backpack Sprayer

This sprayer does not require manual pressing which makes it easy and practical to use. Supplied with three different nozzles to meet different needs and an auto-cut-off function. Can be used for sterilization, disinfection, weed killing as well as watering flowers and spraying water. It has an added filter to prevent larger particles clogging the machine. Strong durable back straps to ensure comfort when worn. 15L Fluid tank with a lance holder clip.

Tank Capacity:	15L
Hose Length:	1.7m
Spraying Lance & Hose Length:	2.53m
Maximum Pressure:	1.6bar
Maximum Flow Rate:	1.3L/min
Dimensions (W x D x H):	315 x 320 x 580mm
Body Only Weight (Empty):	4.5kg

E NEW



+ BATTERY (2Ah)
+ BATTERY CHARGER
+ STORAGE BAG

F NEW



+ BATTERY (2Ah)
+ BATTERY (4Ah)
+ BATTERY CHARGER
+ STORAGE BAG

Model No:	Type:	Contents:
A CP20VCHS	Body Only	Chainsaw
B CP20VCHSKIT1	Kit	CP20VCHS - Chainsaw CP20VBP4 - 4Ah Battery CP20VMC - Battery Charger CP1200CB - Canvas Storage Bag
C CP20VCHSKIT	Kit	CP20VCHS - Chainsaw CP20VBP4 - 4Ah Battery (x2) CP20VMC - Battery Charger CP1200CB - Canvas Storage Bag

Model No:	Type:	Contents:
D CP20VGBS	Body Only	Backpack Sprayer
E CP20VGBSKIT1	Kit	CP20VGBS - Backpack Sprayer CP20VBP2 - 2Ah Battery CP20VMC - Battery Charger CP1200CB - Canvas Storage Bag
F CP20VGBSKIT	Kit	CP20VGBS - Backpack Sprayer CP20VBP2 - 2Ah Battery CP20VBP4 - 4Ah Battery CP20VMC - Battery Charger CP1200CB - Canvas Storage Bag



A CP20VPSH
20V 20cm Cordless Chainsaw Head Accessory



To be used in conjunction with telescopic pole Model No. CP20VTP (sold separately). Ideal for precision cutting whilst reaching hanging branches and tall hedges. High quality cutting performance with an Oregon chain and bar which require no tools to change. Continuous cutting speed of 8m/s. 90° Pivoting head is ideal for those difficult to reach areas. Automatic chain lubrication with 100ml capacity oil tank. Requires compatible 20V battery and mains charger (sold separately).

Saw Blade/Bar Length:	20cm
No-Load Speed:	Cutting speed - 8m/s
Teeth Distance:	3/8" - 9.5mm
Weight:	2.15kg

B CP20VPHT
20V 45cm Cordless Pole Hedge Trimmer Accessory

To be used in conjunction with telescopic pole Model No. CP20VTP (sold separately). Ideal for precision cutting tall hedges and shrubs. High quality cutting performing trimmer with 90° rotating head which is ideal for those difficult to reach areas. No-load speed of 1300spm and cutting depth of 15mm. Requires compatible 20V battery and mains charger (sold separately).

Blade Length:	45cm
Teeth Distance:	15mm
No-Load Speed:	1300spm
Approximate Running Time:	2Ah - 50mins; 4Ah - 100mins
Weight:	1.9kg



C-F SEE RIGHT
20V Cordless Telescopic Pole for CP20VPSH/CP20VPHT

Adjustable telescopic pole for Model No's CP20VPSH Saw Head or CP20VPHT Hedge Trimmer Head. Lightweight and adjustable for easy use with either choice of attachment. Features adjustable clip waist fastener for added security.

Pole Only Weight:	1.16kg
-------------------	--------

Model No:	Type:	Contents:
C CP20VTP	Pole Only	Telescopic Pole
D CP20VTP01	Kit	CP20VTP - Telescopic Pole CP20VPHT - Hedge Trimmer CP20VBP2 - 2Ah Battery CP20VMC - Battery Charger
E CP20VTP02	Kit	CP20VTP - Telescopic Pole CP20VPSH - Chainsaw CP20VBP4 - 4Ah Battery CP20VMC - Battery Charger
F CP20VTPCOMBO	Kit	CP20VTP - Telescopic Pole CP20VPHT - Hedge Trimmer CP20VPSH - Chainsaw CP20VBP2 - 2Ah Battery CP20VBP4 - 4Ah Battery CP20VMC - Battery Charger



A-C SEE RIGHT
20V 52cm Cordless Hedge Trimmer

Lightweight cordless hedge trimmer makes gardening easy, clean and effective. Blade tip and blade head protector fitted for added user safety. Rear handle features a soft grip and swivel feature which can be adjusted through 3-positions, making it easier to get to the desired angle.

Blade Length:	52cm
Teeth Distance:	14mm
No-Load Speed:	2200spm
Body Only Weight:	2.05kg

Model No:	Type:	Contents:
A CHT20V	Body Only	Hedge Trimmer
B CHT20VCOMBO2	Kit	CHT20V - Hedge Trimmer CP20VBP2 - 2Ah Battery CP20VMC - Battery Charger
C CHT20VCOMBO4	Kit	CHT20V - Hedge Trimmer CP20VBP4 - 4Ah Battery CP20VMC - Battery Charger



D-F SEE RIGHT
20V Cordless Strimmer

Lightweight cordless strimmer makes gardening easy, clean and effective. Fully adjustable in height and cutting angles. Head can be adjusted vertically between 0°-50° (four settings available), and also rotated between 0°-90° both ways for applications such as lawn edge cutting. Includes 10 x plastic blades.

Cutting Width:	260mm
Cutting Mechanism:	Plastic Blade
No-Load Speed:	8000rpm
Replacement Plastic Blades:	CS20VB - Pack of 10
Body Only Weight:	1.5kg

Model No:	Type:	Contents:
D CS20V	Body Only	Strimmer
E CS20VCOMBO2	Kit	CS20V - Strimmer CP20VBP2 - 2Ah Battery CP20VMC - Battery Charger
F CS20VCOMBO4	Kit	CS20V - Strimmer CP20VBP4 - 4Ah Battery CP20VMC - Battery Charger



A-C SEE RIGHT

20V Cordless Leaf Blower

Lightweight, cordless and extremely powerful garden leaf blower makes gardening easy, clean and effective. Ideal for removing leaves and waste from driveways, patios and small gardens.

Maximum Air Speed:	58m/s(130mph)
Maximum Air Volume:	150m ³ /hr
Body Only Weight:	1.25kg



+ BATTERY (2Ah)
+ BATTERY CHARGER



+ BATTERY (4Ah)
+ BATTERY CHARGER

Model No:	Type:	Contents:
A CB20V	Body Only	Leaf Blower
B CB20VCOMBO2	Kit	CB20V - Leaf Blower CP20VBP2 - 2Ah Battery CP20VMC - Battery Charger
C CB20VCOMBO4	Kit	CB20V - Leaf Blower CP20VBP4 - 4Ah Battery CP20VMC - Battery Charger



D CP20VCOMBO6

3 x 20V Cordless Garden Power Tool Kit - 2 Batteries

Refer to individual Model No's for full specification.

Contents:	
CHT20V - Trimmer	CP20VBP2 - 2Ah Battery
CS20V - Strimmer	CP20VBP4 - 4Ah Battery
CB20V - Leaf Blower	CP20MC - Battery Charger



E-H SEE BELOW

20V Lithium-ion Power Tool Battery Bundles for the SV20V Series

Refer to individual Model No's for full specification.

Model No:	Contents:	Capacity:
E BK24	1x CP20VBP2, 1x CP20VBP4	1x 2Ah, 1x 4Ah
F BK02	2 x CP20VBP2	2 x 2Ah
G BK04	2 x CP20VBP4	2 x 4Ah
H BK06	2 x CP20VBP6	2 x 6Ah

A NEW



SV20
SERIES



A-C SEE RIGHT

20V Cordless Pruning Shears

Cordless 20V power assisted pruning shears. Makes pruning stems and branches quick and easy. Cuts through branches up to Ø25mm. Low maintenance, brushless motor which gives improved performance and a more efficient, longer lasting tool. Additional safety switch for extra protection. Ergonomic and lightweight in design, this tool makes a great addition to your garden equipment.

Blade Length:	30mm
Running Time:	2Ah - 25mins, 4Ah - 45mins, 6Ah - 60mins
Body Only Weight:	0.92kg

D NEW

SV20
SERIES



D-F SEE RIGHT

20V Cordless 3-in-1 Garden Tool

Cordless 3-in-1 garden tool designed to make trimming and gardening quick and easy. The ergonomic design and lock-in function makes for comfortable and easy use. Three tool-less interchangeable attachments mean you can easily switch between grass shearing, hedge trimming and raking.

Body Only Weight:	1.10kg
-------------------	--------

B NEW



+ BATTERY (2Ah)
+ BATTERY CHARGER
+ STORAGE BAG

C NEW



+ BATTERY (2Ah) x2
+ BATTERY CHARGER
+ STORAGE BAG

Model No:	Type:	Contents:
A CP20VPS	Body Only	Pruning Shears
B CP20VPSKIT1	Kit	CP20VPS - Pruning Shears CP20VBP2 - 2Ah Battery CP20VMC - Battery Charger CP1200CB - Canvas Storage Bag
C CP20VPSKIT	Kit	CP20VPS - Pruning Shears CP20VBP2 - 2Ah Battery (x2) CP20VMC - Battery Charger CP1200CB - Canvas Storage Bag

E NEW



+ BATTERY (2Ah)
+ BATTERY CHARGER
+ STORAGE BAG

F NEW



+ BATTERY (2Ah)
+ BATTERY (4Ah)
+ BATTERY CHARGER
+ STORAGE BAG

Model No:	Type:	Contents:
D CP20VGT3	Body Only	3-in-1 Garden Tool
E CP20VGT3KIT1	Kit	CP20VGT3 - 3-in-1 Garden Tool CP20VBP2 - 2Ah Battery CP20VMC - Battery Charger CP1200CB - Canvas Storage Bag
F CP20VGT3KIT	Kit	CP20VGT3 - 3-in-1 Garden Tool CP20VBP2 - 2Ah Battery CP20VBP4 - 4Ah Battery CP20VMC - Battery Charger CP1200CB - Canvas Storage Bag

**A CP20VDDCOMBO****2 x 20V Cordless Ø13mm Combi Drill/1/4"Hex Drive Impact Driver Combo Kit**

Refer to individual Model No's for full specification.

Contents:

CP20VDD - Combi Drill/Driver
 CP20VID - Impact Driver
 CP20VBP2 - 2Ah Battery

CP20VBP4 - 4Ah Battery
 CP20VMC - Battery Charger
 CP1200CB - Canvas Storage Bag

**B CP20VCOMBO1****3 x 20V Cordless Tool Combo - 2 Batteries**

Refer to individual Model No's for full specification.

Contents:

CP20VDD - Combi Drill/Driver
 CP20VIW - Impact Wrench
 CP20VAGB - Angle Grinder
 CP20VBP2 - 2Ah Battery

CP20VBP4 - 4Ah Battery
 CP20VMC - Battery Charger
 CP1200CB - Canvas Storage Bag

**C CP20VCOMBOX1****4 x 20V Cordless - Brushless Tool Combo - 2 Batteries**

Refer to individual Model No's for full specification.

Contents:

CP20VDDX - Combi Drill/Driver
 CP20VIDX - Impact Driver
 CP20VIWX - Impact Wrench
 CP20VAGX - Angle Grinder

CP20VBP2 - 2Ah Battery
 CP20VBP4 - 4Ah Battery
 CP20VMC - Battery Charger
 Toolbox - Large

**D PTSR2****Power Tool Storage Rack - 2 Bay**

Wall mountable rack specifically designed for the storage of power tools. Stores up to two power tools. Shelf space for power tool battery and chargers. Open fronted bays make tools easily accessible. Supplied flat-packed.

Dimensions (W x D x H):	246 x 230 x 300mm
Power Tool Storage Bays:	2
Shelves:	1

**E PTSR5****Power Tool Storage Rack - 5 Bay**

Wall mounting rack specifically designed for the storage of power tools. Stores up to five power tools. Shelf space for power tool battery chargers. Open fronted bays make tools easily accessible. Supplied flat-packed.

Dimensions (W x D x H):	535 x 230 x 300mm
Power Tool Storage Bays:	5
Shelves:	2

A



A CP20VCOMBO2

5 x 20V Cordless Tool Combo - 2 Batteries

Refer to individual Model No's for full specification.

Contents:

CP20VDD - Combi Drill/Driver	CP20VBP2 - 2Ah Battery
CP20VIW - Impact Wrench	CP20VBP4 - 4Ah Battery
CP20VAGB - Angle Grinder	CP20VMC - Battery Charger
CP20VRS - Reciprocating Saw	Toolbox - Large
CP20VOS - Orbital Palm Sander	



B



B CP20VCOMBO4

8 x 20V Cordless Tool Combo - 4 Batteries

Refer to individual Model No's for full specification.

Contents:

CP20VDD - Combi Drill/Driver	PC20SD20V - Vacuum Cleaner
CP20VID - Impact Driver	CP20VBP2 - 2Ah Battery (x2)
CP20VIW - Impact Wrench	CP20VBP4 - 4Ah Battery (x2)
CP20VAGB - Angle Grinder	CP20VMC2 - Dual Battery Charger
CP20VMT - Oscillating Multi-Tool	AP8130 - Toolbox - Small
CP20VRS - Reciprocating Saw	Toolbox - Large
CP20VOS - Orbital Palm Sander	





A CP20VCOMBO3
4 x 20V Cordless Garden Power Tool Kit - 2 Batteries

Refer to individual Model No's for full specification.

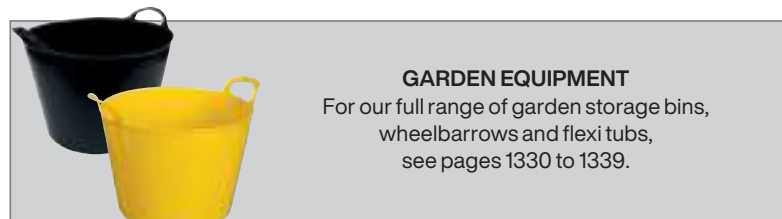
Contents:	
CHT20V - Trimmer	CP20VBP2 - 2Ah Battery
CS20V - Strimmer	CP20VBP4 - 4Ah Battery
CB20V - Leaf Blower	CP20VMC - Battery Charger
PC20SD20V - Vacuum Cleaner	



C CP20VCOMBO14
2 x 20V Cordless Gardening/Pruning Combo Kit - 2 Batteries

Refer to individual Model No's for full specification.

Contents:	
CP20VPS - Pruning Shears	CP20VBP2 - 2Ah Battery
CP20VGT3 - 3-in-1 Garden Tool	CP20VBP4 - 4Ah Battery
	CP20VMC - Battery Charger



GARDEN EQUIPMENT

For our full range of garden storage bins, wheelbarrows and flexi tubs, see pages 1330 to 1339.



B CP20VCOMBO5
3 x 20V Cordless Tool Vac Combo - 2 Batteries

Refer to individual Model No's for full specification.

Contents:	
CP20VDD - Combi Drill/Driver	CP20VBP2 - 2Ah Battery (x2)
CP20VMT - Multi-Tool	CP20VMC - Battery Charger
PC20SD20V - Vacuum Cleaner	CP1200CB - Canvas Storage Bag



D CP20VCOMBO15
6 x 20V Cordless Garden Maintenance Combo Kit - 2 Batteries

Refer to individual Model No's for full specification.

Contents:	
CP20VCHS - Chainsaw	CHT20V - Hedge Trimmer
CP20VPS - Pruning Shears	CP20VBP2 - 2Ah Battery
CP20VGT3 - 3-in-1 Garden Tool	CP20VBP4 - 4Ah Battery
CB20V - Leaf Blower	CP20VMC - Battery Charger
CS20V - Strimmer	



A CP20VCOMBO10
3 x 20V Cordless Car Valeting Combo Kit - 2 Batteries
 Refer to individual Model No's for full specification.

Contents:	
CP20VPW - Pressure Washer	CP20VBP2 - 2Ah Battery
CP20VOP - Polisher	CP20VBP4 - 4Ah Battery
PC20SD20V - Vacuum Cleaner	CP20VMC - Battery Charger



B CP20VCOMBO11
2 x 20V Cordless Car Cleaning Combo Kit - 2 Batteries
 Refer to individual Model No's for full specification.

Contents:	
CP20VPW - Pressure Washer	CP20VBP2 - 2Ah Battery
CP20VWDV - Vacuum Cleaner	CP20VBP4 - 4Ah Battery
	CP20VMC - Battery Charger



C CP20VCOMBO12
2 x 20V Cordless Router & Combi Drill Kit - 2 Batteries
 Refer to individual Model No's for full specification.

Contents:	
CP20VTR - Trimming Router	CP20VBP4 - 4Ah Battery
CP20VDD - Combi Drill/Driver	CP20VMC - Battery Charger
CP20VBP2 - 2Ah Battery	CP1200CB - Canvas Storage Bag



D CP20VCOMBO13
5 x 20V Cordless Tool Combo Kit - 2 Batteries
 Refer to individual Model No's for full specification.

Contents:	
CP20VCS - Circular Saw	CP20VBP2 - 2Ah Battery
CP20VJS - Jigsaw	CP20VBP4 - 4Ah Battery
CP20VAGB - Angle Grinder	CP20VMC - Battery Charger
CP20VDD - Combi Drill/Driver	AP512 - Storage Bag on wheels
CP20VID - Impact Driver	



A-C SEE RIGHT

20V Power Tool Batteries for SV20 Series

Available in 3 different sizes, rubber coated and featuring battery level indicators. The SV20 series offers a solution for the professional user. Choose between 2Ah-6Ah depending on what is more important, the charge time or the working time.

Model No:	Charging Time:	Battery:
A CP20VBP2	45mins	20V 2Ah Lithium-ion
B CP20VBP4	90mins	20V 4Ah Lithium-ion
C CP20VBP6	130mins	20V 6Ah Lithium-ion



D-G SEE BELOW

20V Lithium-ion Power Tool Battery Packs for the SV20V Series

Refer to **A-C** for full specification.

Model No:	Contents:	Capacity:
D BK24	1x CP20VBP2, 1x CP20VBP4	1x 2Ah, 1x 4Ah
E BK02	2x CP20VBP2	2x 2Ah
F BK04	2x CP20VBP4	2x 4Ah
G BK06	2x CP20VBP6	2x 6Ah



I-J SEE BELOW

20V Lithium-ion Fast Charge Battery Chargers for the SV20V Series

Mains chargers for Model No's CP20VBP2, CP20VBP4, CP20VBP6 power tool batteries. LED indicates status of battery from charging to full. Suitable for use with the SV20 Series.

Model No:	Charger Type:	Supply/Output:	Applications:
I CP20VMC	Single	230V~50Hz/3A	CP20VBP2, CP20VBP4, CP20VBP6
J CP20VMC2	Twin	230V~50Hz/3A (x2)	CP20VBP2, CP20VBP4, CP20VBP6



H CP20VCP

LED Light/USB Charge Port for SV20 Series

Slides onto Sealey 20V batteries to provide a 5V USB charging output for mobile devices. Built-in 30 Lumen LED light controlled by on/off switch. Fitted with belt hook for charging on the go.

Applications:	CP20VBP2, CP20VBP4, CP20VBP6
LED Light	30lm
Output:	5V 1.5A



A CP36B
26pc 3.6V Cordless Screwdriver Set

Compact, lightweight and comfortable to use. Features locking swivel adjustment from pistol to straight grip. Forward, reverse and trigger-lock with soft grip handle. Features LED worklight and battery level indicator. Eight adjustable torque settings coupled with a quick release bit holder. Supplied with 24 assorted bits and mains charging cable.

Battery:	3.6V 1.3Ah Lithium-ion
No-Load Speed:	0-210rpm
Maximum Torque:	3.5Nm
Charging Time:	3-5hr
Contents:	Screwdriver Bits; Slotted - 3(x2), 4, 4.5mm, Phillips - #0, #1, #2(x2), #3, Pozi - #0, #2, #3, TRX-Star* - T8, T10, T15, T20, Hex - 1.5, 4mm, 50mm Screwdriver Bits; Slotted - 4mm, Phillips - #2, Magnetic Bit Holder, Drill Bits - 2, 2.5, 3mm



B CP36S
53pc 3.6V Cordless Screwdriver Set

Forward, reverse and trigger-lock with soft grip handle for comfort and control. Features locking swivel adjustment from pistol to straight type and built-in LED torch in base of handle for use in low light areas. Adjustable torque with eight settings and quick release 6mm bit holder. Integral LED light to illuminate working area. Lithium-ion battery maintains a high energy density level, has no memory effect, lasting longer than traditional Ni-Cd cells, and will recover from a deep discharge state. Battery level indicator. Supplied in storage case with accessories.

Battery:	3.6V 1.3Ah Lithium-ion
No-Load Speed:	0-210rpm
Maximum Torque:	3.5Nm
Charging Time:	3-5hr
Contents:	Screwdriver Bits; Slotted - 3(x2), 4(x2), 5(x2), 6mm(x2), Phillips - #1(x5), #2(x5), #3(x4), Pozi - #1(x4), #2(x4), #3(x4), TRX-Star* - T8(x2), T10(x2), T15(x2), T20, T25, T27, T30, T40, T45, Hex - 3(x2), 4(x2), 5mm(x2), Magnetic Bit Holder



C CP36MS
14pc 3.7V Quick Select Cordless Screwdriver

Compact, lightweight and comfortable to use. Quick bit selection combined with six bit magazine storage system means choosing the right bit couldn't be easier. Forward, reverse and trigger-lock with soft grip handle. Features LED worklight and battery level indicator. Supplied with 12 bits in two magazines and USB charging cable.

Battery:	3.7V 1.3Ah Lithium-ion
No-Load Speed:	0-230rpm
Maximum Torque:	4.5Nm
Charging Time:	3-5hr
Contents:	Screwdriver Bits; Slotted - 3, 4, 5mm, Phillips - #1, #2, #3, Pozi - #1, #2, #3, TRX-Star* - T10, T15, T20



D CP18VLD
18V Ø10mm Cordless Combi Drill

Compact, lightweight design powered by lithium-ion battery technology which gives an all-round better performance than standard Ni-Cd/Ni-MH cells. Composite housing with built-in battery level indicator and LED worklight. Ø0.8-10mm Keyless chuck with added hammer function. 2-Speed settings and 21 torque settings allows control when tightening screws. Features a metal belt clip for safer storage while not in use. Supplied in storage case with battery and mains charger.

Chuck Size:	Ø10mm
Battery:	18V 1.5Ah Lithium-ion
Impact Rate:	0-5250/0-19500bpm
No-Load Speed:	0-350/0-1250rpm
Drilling Capacities:	
Wood:	Ø20mm
Metal:	Ø10mm
Concrete:	Ø10mm
Maximum Torque:	31Nm
Replacement Battery:	CP18VLDDBP
Weight:	2.30kg



18V
1/2"
 Sq Drive
550Nm
 Torque
FAST CHARGE



VARIABLE SPEED

A-B SEE BELOW

18V 1/2" Sq Drive Cordless Impact Wrenches

Variable speed trigger for greater control. Cast aluminium gearbox with rubber gearhead cover. Thermal overload protection. Double injection body with rubber grips for added comfort. Produces torque of up to 550Nm(406lb.ft). Fitted with electronic brake. All metal gear construction for ultimate durability and performance. LED worklight illuminates work area when trigger is pressed. Supplied in storage case with 3Ah Lithium-ion battery and 80 minute mains charger.

	A	B
Model No:	CP400LI	CP400LIHV
Colour:	Red	Green
Battery:	18V 3Ah Lithium-ion	18V 3Ah Lithium-ion
Drive:	1/2" Sq	1/2" Sq
Impact Rate:	0-2700bpm	0-2700bpm
No-Load Speed:	0-2200rpm	0-2200rpm
Breakaway Torque:	550Nm(406lb.ft)	550Nm(406lb.ft)
Fastening Torque:	420Nm(310lb.ft)	420Nm(310lb.ft)
Noise Power/Pressure:	93/82dB(A)	93/82dB(A)
Vibration/Uncertainty:	8.93/1.5m/s ²	8.93/1.5m/s ²
Replacement Battery:	CP400BP	CP400BP

C NEW

D NEW



BRUSHLESS MOTOR

18V
1/2"
 Sq Drive
650Nm
 Torque

VARIABLE SPEED
FAST CHARGE



C-D SEE BELOW

18V 1/2" Sq Drive Cordless Impact Wrenches

Variable speed trigger for greater control. Cast aluminium gearbox. Rubber gearhead cover. Thermal overload protection. Double injection body with rubber grips for added comfort. Brushless motor, which gives an improved performance and requires less maintenance than the brushed equivalent, giving you a more efficient, longer lasting tool. Produces torque of up to 650Nm(479lb.ft). Fitted with electronic brake. LED worklight illuminates work area when trigger is pressed. Supplied in storage case with 4Ah Lithium-ion battery and fast charger.

	C	D
Model No:	CP650LI	CP650LIHV
Colour:	Red	Green
Battery:	18V 4Ah Lithium-ion	18V 4Ah Lithium-ion
Drive:	1/2" Sq	1/2" Sq
Impact Rate:	0-2300/0-2700bpm	0-2300/0-2700bpm
No-Load Speed:	0-2200/0-2600rpm	0-2200/0-2600rpm
Breakaway Torque:	650Nm(479lb.ft)	650Nm(479lb.ft)
Fastening Torque:	430Nm(317lb.ft)	430Nm(317lb.ft)
Noise Power/Pressure:	95/87dB(A)	95/87dB(A)
Vibration/Uncertainty:	9.3/1.5m/s ²	9.3/1.5m/s ²
Replacement Battery:	CP650BP	CP650BP



A CP1812
18V 1/2" Sq Drive Cordless Impact Wrench

Brushless motor produces maximum torque of up to 1000Nm(738lb.ft). Variable speed trigger for greater control. Three selectable speed settings. All metal gear construction for ultimate durability and performance. Double injection body with rubber grips for added comfort. Fitted with electronic brake. LED worklight illuminates work area when trigger is pressed. Supplied in storage case with 4Ah Lithium-ion battery and 2 hour mains charger.

Battery:	18V 4Ah Lithium-ion
Drive:	1/2" Sq
Impact Rate:	0-1050/0-1650/0-2050brm
No-Load Speed:	0-900/0-1400/0-1750rpm
Breakaway Torque:	1000Nm(738lb.ft)
Fastening Torque:	750Nm(553lb.ft)
Noise Power/Pressure:	110/99dB(A)
Replacement Battery:	CP1812BP
Vibration/Uncertainty:	22.351/1.5m/s ²



B IW230V
1/2" Sq Drive Impact Wrench 230V

Powerful, ergonomic and capable of removing the most stubborn of wheel nuts. Mains powered, and capable of producing up to 600Nm of breakaway torque. Fitted with 2m heavy-duty rubberised cable. Supplied in a storage case with four impact sockets (17, 19, 21, 22mm).

Drive:	1/2" Sq
Impact Rate:	5000bpm
No-Load Speed:	0-2600rpm
Breakaway Torque:	600Nm(443lb.ft)
Fastening Torque:	480Nm(354lb.ft)
Supply/Plug Type:	230V/3-Pin
Power Supply Cable Length:	2m
Weight:	3.78kg



C CP314
20V 2Ah Lithium-ion Cordless Riveter

Suitable for aluminium, steel and stainless steel rivets from 2.4 to 4.8mm. Powered by a 20V 2Ah Lithium-ion battery with a pulling force of up to 9000N. Four selectable power settings help preserve battery by only supplying the force required. LED battery level indicator. Four riveting nozzles, 2.4mm, 3.2mm, 4mm and 4.8mm. Supplied in durable plastic storage case with mains charger and 2Ah battery.

Nozzle Sizes:	2.4, 3.2, 4, 4.8mm
Maximum Pulling Force:	9000N
Battery:	20V 2Ah Lithium-ion
Weight:	1.40kg
Blind Rivet Types:	
Aluminium:	✓
Steel:	✓
Stainless Steel:	✓



D CP316
20V 2Ah Lithium-ion Cordless - Brushless Nut Riveter

Suitable for aluminium rivet nuts. Powered by a 20V 2Ah lithium-ion battery and brushless motor with a pulling force of up to 4000N, capable of pulling up to 80 rivets on one full charge. Three selectable power settings to help preserve the battery by only supplying the force required. Quick release mechanism which allows for speedy mandrel changes. LED battery level indicator. Supplied with seven sets of threaded mandrels from M3 to M12 and fast charge mains charger. Supplied in storage case.

Nozzle Sizes:	M3, M4, M5, M6, M8, M10, M12
Maximum Pulling Force:	4000N
Battery:	20V 2Ah Lithium-ion
Replacement Battery:	CP3BP
Weight:	1.80kg
Blind Rivet Type:	
Aluminium:	✓
Steel:	✗
Stainless Steel:	✗

A



VARIABLE
SPEED
SV20
SERIES

A-C SEE RIGHT

20V SDS Plus Cordless Rotary Hammer Drill

Powerful, lightweight cordless rotary hammer drill. Durable composite housing with soft grip for added comfort. SDS Plus chuck. Two drilling functions, rotary and rotary with hammer. Built-in LED worklight. Forward, reverse and trigger lock. Variable speed trigger for greater control.

Impact Rate:	0-5000bpm
No-Load Speed:	0-900rpm
Drilling Capacities:	
Wood:	Ø16mm
Metal:	Ø8mm
Concrete:	Ø10mm
Chuck Size:	SDS Plus
Noise Power/Pressure:	96/85dB(A)
Vibration/Uncertainty:	8.64/1.5m/s ²
Body Only Weight:	1.245kg

B



+ BATTERY (2Ah)
+ BATTERY CHARGER
+ STORAGE BAG

C



+ BATTERY (2Ah)
+ BATTERY (4Ah)
+ BATTERY CHARGER
+ STORAGE BAG

Model No:	Type:	Contents:
A CP20VSDS	Body Only	Rotary Hammer Drill
B CP20VSDSKIT1	Kit	CP20VSDS - Rotary Hammer Drill CP20VBP2 - 2Ah Battery CP20VMC - Battery Charger CP1200CB - Canvas Storage Bag
C CP20VSDSKIT	Kit	CP20VSDS - Rotary Hammer Drill CP20VBP2 - 2Ah Battery CP20VBP4 - 4Ah Battery CP20VMC - Battery Charger CP1200CB - Canvas Storage Bag

D



750W

Ø13mm

VARIABLE
SPEED

D SD750

Ø13mm Variable Speed Hammer Drill 750W

750W Hammer drill with variable speed and reverse controls. Suitable for driving and removing screws. Hammer action allows up to Ø13mm capacity in masonry. Features high quality Ø13mm chuck, textured grip handle and is supplied with adjustable side handle.

Chuck Size:	Ø13mm
Motor Power:	750W
Supply:	230V
No-Load Speed:	0-3100rpm
Hammer Action:	0-48000bpm
Drilling Capacities:	
Wood:	Ø25mm
Steel:	Ø8mm
Masonry:	Ø13mm
Plug Type:	3-Pin
Power Supply Cable Length:	2m
Weight:	1.75kg

E



850W

Ø13mm

VARIABLE
SPEED

E SD800

Ø13mm Variable Speed Hammer Drill with Reverse 850W

Professional 850W hammer drill with variable speed and reverse controls. Suitable for driving and removing screws. Hammer action allows up to Ø13mm capacity in masonry. Features high quality Ø13mm chuck with soft grip handle and body for added comfort. Supplied with adjustable side handle and depth stop.

Chuck Size:	Ø13mm
Motor Power:	850W
Supply:	230V
No-Load Speed:	0-3000rpm
Hammer Action:	0-48000bpm
Drilling Diameters:	
Wood:	Ø25mm
Steel:	Ø13mm
Masonry:	Ø13mm
Plug Type:	3-Pin
Power Supply Cable Length:	2m
Weight:	2.8kg

F



1050W

Ø13mm

VARIABLE
SPEED

F SD1000

Ø13mm 2 Mechanical/Variable Speed Hammer Drill 1050W

Professional heavy-duty 1050W hammer drill with variable speed and reverse controls. Suitable for driving and removing screws. 2-Speed mechanical gearbox gives added versatility and hammer action allows up to Ø16mm capacity in masonry. Features high quality Ø13mm chuck with soft grip handle and body. Supplied in storage case with adjustable side handle and depth stop.

Chuck Size:	Ø13mm
Motor Power:	1050W
Supply:	230V
No-Load Speed:	0-1100/0-3000rpm
Hammer Action:	0-17600/0-48000bpm
Drilling Capacities:	
Wood:	Ø25mm
Steel:	Ø13mm
Masonry:	Ø16mm
Plug Type:	3-Pin
Power Supply Cable Length:	2m
Weight:	4.5kg



A SDSPLUS18
Ø18mm SDS Plus
Rotary Hammer Drill 750W/230V

Powerful rotary hammer drill with patented double chuck. Chuck can be used with SDS, SDS Plus and HSS drill bits. Three drilling functions. Variable speed control trigger. LED Mains power indicator. Supplied in storage case with 8mm, 10mm and 12mm masonry drill bits and depth gauge. Fitted with 360° auxiliary handle.

Concrete Drilling Diameter:	Ø18mm
Chuck Type:	Double Chuck System
Impact Rate:	0-5500bpm
Impact Energy:	2J
No-Load Speed:	0-1700/0-3000rpm
Supply/Plug Type:	230V/3-Pin
Power Supply Cable Length:	2m
Weight:	2.4kg



B SDSPLUS26
Ø26mm SDS Plus
Rotary Hammer Drill 900W/230V

Powerful rotary hammer drill with SDS Plus chuck. Three drilling functions. Safety clutch system. Supplied in storage case with 8mm, 10mm and 12mm masonry drill bits, pin and cold chisels and PVC dust cap. Fitted with 360° auxiliary handle.

Concrete Drilling Diameter:	Ø26mm
Chuck Type:	SDS Plus
Impact Rate:	0-4300bpm
Impact Energy:	4.2J
No-Load Speed:	880rpm
Supply/Plug Type:	230V/3-Pin
Power Supply Cable Length:	2m
Weight:	3.2kg



C SDSPLUS32
Ø32mm SDS Plus
Rotary Hammer Drill 1500W/230V

Powerful rotary hammer drill with SDS Plus chuck. Four drilling functions. Anti-vibration shock absorbers built into body. Stepless variable speed control trigger. Safety clutch system. LED Mains power indicator. Easy-access grease plug for gear maintenance. Supplied in storage case with 8mm, 10mm and 12mm masonry drill bits, pin and cold chisels, PVC dust cap and depth gauge. Fitted with 360° auxiliary handle.

Concrete Drilling Diameter:	Ø32mm
Chuck Type:	SDS Plus
Impact Rate:	0-4500bpm
Impact Energy:	6J
No-Load Speed:	0-850rpm
Supply/Plug Type:	230V/3-Pin
Power Supply Cable Length:	2m
Weight:	5.02kg



D SDSMAX40
Ø40mm SDS MAX
Rotary Hammer Drill 1500W/230V

Powerful rotary hammer drill with SDS MAX chuck. Two functions, hammer and rotary hammer. Anti-vibration shock absorbers built into body. Stepless variable speed control trigger. Safety clutch system. LED Mains power indicator. Easy-access grease plug for gear maintenance. Supplied in storage case with 18mm masonry drill bit, pin chisel, PVC dust cap and depth gauge. Fitted with 360° auxiliary handle.

Concrete Drilling Diameter:	Ø40mm
Chuck Type:	SDS Max
Impact Rate:	3780bpm
Impact Energy:	12J
No-Load Speed:	0-480rpm
Supply/Plug Type:	230V/3-Pin
Power Supply Cable Length:	2m
Weight:	6.8kg



E DHB1300
SDS MAX
Demolition Breaker Hammer 1300W/230V

Powerful demolition breaker hammer with SDS MAX chuck. Vibration reducing shock absorbers built into body. Variable speed trigger. 360° Auxiliary handle. Supplied in a case with pin and cold chisels.

Chuck Type:	SDS MAX
Impact Rate:	4600bpm
Impact Energy:	20J
Supply/Plug Type:	230V/3-Pin
Power Supply Cable Length:	2m
Weight:	6kg

SDS ROTARY HAMMER DRILLS
 View our video, for more information on SDS Rotary Hammer Drills.



F DHB1600
Demolition Breaker Hammer 1600W/230V
 Powerful demolition breaker hammer with 1" SDS-Hex chuck. Vibration reducing rubber grips. Heavy-duty metal body construction. Anti-fatigue trigger-lock. 360° Auxiliary handle. Supplied in metal storage case with a point chisel and a 30mm flat chisel.

Chuck Type:	1" SDS-Hex
Impact Rate:	2000bpm
Impact Energy:	45J
Supply/Plug Type:	230V/3-Pin
Power Supply Cable Length:	2m
Weight:	14kg



A-C SEE BELOW

20V Ø115mm Cordless Angle Grinder

Refer to individual Model No's for full specification.

Model No:	Type:	Contents:
A CP20VAGB	Body Only	Angle Grinder
B CP20VAGBKIT1	Kit	CP20VAGB - Angle Grinder CP20VBP4 - 4Ah Battery CP20VMC - Battery Charger CP1200CB - Canvas Storage Bag
C CP20VAGBKIT	Kit	CP20VAGB - Angle Grinder CP20VBP4 - 4Ah Battery (x2) CP20VMC - Battery Charger CP1200CB - Canvas Storage Bag

D-F SEE BELOW

20V Ø115mm Cordless Angle Grinder

Refer to individual Model No's for full specification.

Model No:	Type:	Contents:
D CP20VAGX	Body Only	Angle Grinder
E CP20VAGXKIT1	Kit	CP20VAGX - Angle Grinder CP20VBP4 - 4Ah Battery CP20VMC - Battery Charger CP1200CB - Canvas Storage Bag
F CP20VAGXKIT	Kit	CP20VAGX - Angle Grinder CP20VBP4 - 4Ah Battery (x2) CP20VMC - Battery Charger CP1200CB - Canvas Storage Bag



G SAG101

Ø100mm Angle Grinder 750W

Suitable for a variety of trade applications. Features heavy-duty alloy bevel gear head with spindle lock for fast loading/unloading of discs. Vibration reducing double injection composite body with rubber coating for added comfort. Powerful 750W heavy-duty motor produces 12000rpm (no-load speed). Tool-less wheel guard adjustment. Built-in LED power indicator. Supplied with side handle and spanner. Grinding disc not included, order Model No. PTC/100G.

Disc Size:	Ø100mm
Spindle Size:	M10 x 1.5mm
Motor Power:	750W
No-Load Speed:	12000rpm
Noise Power/Pressure:	99/88dB(A)
Vibration/Uncertainty:	6.92/1.5m/s ²
Supply:	230V
Plug Type:	3-Pin
Power Supply Cable Length:	2m
Weight:	1.8kg



H SAG115

Ø115mm Angle Grinder 900W

Suitable for a variety of trade applications. Features heavy-duty alloy bevel gear head with spindle lock for fast loading/unloading of discs. Vibration reducing double injection composite body with rubber coating for added comfort. Powerful 900W heavy-duty motor produces 12000rpm (no-load speed). Tool-less wheel guard adjustment. Built-in LED power indicator. Supplied with side handle and spanner. Grinding disc not included, order Model No. PTC/115G.

Disc Size:	Ø115mm
Spindle Size:	M14
Motor Power:	900W
No-Load Speed:	12000rpm
Noise Power/Pressure:	98/87dB(A)
Vibration/Uncertainty:	6.18/1.5m/s ²
Supply:	230V
Plug Type:	3-Pin
Power Supply Cable Length:	2m
Weight:	1.8kg



I SGS115

Ø115mm Angle Grinder 750W - Slim Body

Slim ergonomic body ensures a firm grip while performing various tasks. Features heavy-duty alloy bevel gear head with composite body casing and spindle lock for fast loading/unloading of discs. Powerful 750W motor produces 12000rpm (no-load speed). Supplied with side handle, guard and spanner. Disc not included - Grinding Disc, order Model No. PTC/115G, Cutting Disc, order Model No. PTC/115C.

Disc Size:	Ø115mm
Spindle Size:	M14 x 2mm
Motor Power:	750W
No-Load Speed:	12000rpm
Noise Power/Pressure:	96/85dB(A)
Vibration/Uncertainty:	5.3/1.5m/s ²
Supply:	230V
Plug Type:	3-Pin
Power Supply Cable Length:	2m
Weight:	1.8kg



1100W
Ø125mm

A SAG125
Ø125mm Angle Grinder 1100W

Suitable for a variety of trade applications. Features heavy-duty alloy bevel gear head with spindle lock for fast loading/unloading of discs. Vibration reducing double injection composite body with rubber coating for added comfort. Powerful 1100W heavy-duty motor produces 12000rpm (no-load speed). Tool-less wheel guard adjustment. Built-in LED power indicator. Supplied with side handle and spanner.

Disc Size:	Ø125mm
Spindle Size:	M14 x 2mm
Motor Power:	1100W
No-Load Speed:	12000rpm
Noise Power/Pressure:	98/87dB(A)
Vibration/Uncertainty:	6.18/1.5m/s ²
Supply:	230V
Plug Type:	3-Pin
Power Supply Cable Length:	2m
Weight:	1.8kg



1000W
Ø125mm

B SG125EU
Ø125mm Angle Grinder 1000W with Schuko Plug

Suitable for a variety of trade applications. Features heavy-duty alloy bevel gear head with composite body casing and spindle lock for fast loading/unloading of discs. 1000W Heavy-duty motor develops powerful 11000rpm (no-load speed). Supplied with side handle, guard and spanner. Grinding disc not included, order Model No. PTC/125G.

Disc Size:	Ø125mm
Spindle Size:	M14 x 2mm
Motor Power:	1000W
No-Load Speed:	11000rpm
Noise Power/Pressure:	101/90dB(A)
Vibration/Uncertainty:	2.989/1.5m/s ²
Supply:	220~240V
Plug Type:	Schuko
Power Supply Cable Length:	3m
Weight:	2.4kg



2000W
Ø230mm

C SAG230
Ø230mm Angle Grinder 2000W

Suitable for a variety of trade applications. Features heavy-duty alloy bevel gear head with spindle lock for fast loading/unloading of discs. Vibration reducing double injection composite body with rubber coating for added comfort. Powerful 2000W heavy-duty motor produces 6500rpm (no-load speed). Tool-less wheel guard for quick and easy adjustment. Built-in LED power indicator. 2-Stage trigger for added safety. Fitted with soft start to reduce mains draw when switched on. Supplied with side handle, guard and spanner.

Disc Size:	Ø230mm
Spindle Size:	M14 x 2mm
Motor Power:	2000W
No-Load Speed:	6500rpm
Noise Power/Pressure:	103/92dB(A)
Vibration/Uncertainty:	5.175/1.5m/s ²
Supply:	230V
Plug Type:	3-Pin
Power Supply Cable Length:	2m
Weight:	5.5kg



D SMS02
Angle Grinder Stand

Cut-off stand with solid cast iron base for precise vertical cutting using an angle grinder. Supplied with a vice which mounts onto the base to secure the workpiece. Suitable for cuts of up to 18mm. Suitable for use with all Sealey Ø100mm, Ø115mm and Ø125mm angle grinders, plus most other grinders of the same size.

Base Size:	190 x 240mm
Maximum Cutting Depth:	18mm



E SEE BELOW
Metal Cutting Discs

Flat metal cutting discs. Model No's ending CT and CET are also suitable for cutting stainless steel.

Model No:	Disc Size Metric:	Disc Size Imperial:	Material:	Bore:
PTC/100C	Ø100 x 3mm	Ø4"	Steel	Ø16mm
PTC/100C50 (Pack of 50) NEW	Ø100 x 3mm	Ø4"	Steel	Ø16mm
PTC/115C50 (Pack of 50) NEW	Ø115 x 3mm	Ø4.5"	Steel	Ø22mm
PTC/100CT	Ø100 x 1.6mm	Ø4"	Stainless Steel	Ø16mm
PTC/100CT50 (Pack of 50)	Ø100 x 1.6mm	Ø4"	Stainless Steel	Ø16mm
PTC/115CET5 (Pack of 5)	Ø115 x 1.2mm	Ø4.5"	Stainless Steel	Ø22mm
PTC115CET50 (Pack of 50)	Ø115 x 1.2mm	Ø4.5"	Stainless Steel	Ø22mm
PTC/115CET100 (Pack of 100)	Ø115 x 1.2mm	Ø4.5"	Stainless Steel	Ø22mm

A

260W



Sanding arm adjustable by up to 60°.

A SBS260**12mm Variable Speed Belt Sander 260W**

Compact lightweight design featuring adjustable arm up to 60° ideal for use in bodyshops and reaching inaccessible areas. Variable speed power control. Push to lock and release sanding arm for easy belt changing. Includes a detachable exhaust, making it suitable for use with extraction systems.

Belt Size:	12 x 456mm
Motor Power:	260W
Supply:	230V
No-Load Speed:	772-1200rpm
Plug Type:	3-Pin
Power Supply Cable Length:	2m
Weight:	1.11kg
Accessories:	Sanding Belts (x2), Detachable Exhaust

B-D

Ø125mm

SV20
SERIES**B-D SEE BELOW****20V Ø125mm Cordless Random Orbital Palm Sander**

Refer to individual Model No's for full specification.

Model No:	Type:	Contents:
B CP20VOS	Body Only	Orbital Palm Sander
C CP20VOSKIT1	Kit	CP20VOS - Orbital Palm Sander CP20VBP2 - 2Ah Battery CP20VMC - Battery Charger CP1200CB - Canvas Storage Bag
D CP20VOSKIT	Kit	CP20VOS - Orbital Palm Sander CP20VBP2 - 2Ah Battery CP20VBP4 - 4Ah Battery CP20VMC - Battery Charger CP1200CB - Canvas Storage Bag

E

Ø125mm

240W



Siegen

**E S0125****Ø125mm Dual Action Palm Sander 240W**

Lightweight, compact palm sander with soft grip for added comfort. Dual action orbit of Ø3mm allows use for various sanding applications. Powered by a 240W motor with on/off switch. Features a self-contained dust extraction port with dust collection bag. Fitted with Ø125mm hook-and-loop backing pad and supplied with two sanding discs.

Pad Size:	Ø125mm
Motor Power:	240W
Supply:	230V
No-Load Speed:	12000rpm
Orbit Size:	Ø3mm
Plug Type:	3-Pin
Power Supply Cable Length:	1.7m
Weight:	1.17kg

F



Ø150mm

350W

F DAS150PS**Ø150mm Variable Speed Brushless Electric Palm Sander 350W**

Ergonomic and compact lightweight sander. Brushless motor with constant speed control even whilst under load. 7-Stage variable speed control. Digital display. Supplied with dust-free Ø150mm backing pad, four sanding discs and dust extraction hose.

Motor Power:	350W
No-Load Speed:	4000-10000rpm
Thread Size:	5/16"UNF
Orbit Size:	Ø5mm
Pad Size:	Ø150mm
Replacement DA Backing Pad:	PTC/150VA
Supply/Plug Type:	230V/3-Pin
Power Supply Cable Length:	2m
Weight:	1.38kg



A DAS150T
Ø150mm Dual Action Variable Speed Sander 710W

Patented eccentric assembly with sealed double bearings give Ø9mm orbital diameter. Variable speed control from 2000-4600rpm. Alloy bevel gear head with smooth composite motor housing for added comfort. Side mounted slider type power control with power lock. Supplied with Ø150mm hook-and-loop pad and handle.

Pad Size:	Ø150mm
Thread Size:	5/16"UNF
Motor Power:	710W
Supply/Plug Type:	230V/3-Pin
Power Supply Cable Length:	2m
No-Load Speed:	2000-4600rpm
Orbit Size:	Ø9mm
Weight:	2.45kg
Replacement Hook-and-Loop Pad:	PTC/150VA
Optional Self-Adhesive Pad:	PTC/150SA



B DAS149
Ø150mm Dual Action Sander/Polisher 600W

Lightweight, compact sander with variable speed control from 1500-6800rpm. Dual action orbit of Ø8mm helps cover more surface. Also suitable for polishing when fitted with Model No. PTC115VA516 Backing Pad (not included).

Pad Size:	Ø150mm
Thread Size:	5/16"UNF
Motor Power:	600W
Supply/Plug Type:	230V/3-Pin
Power Supply Cable Length:	2m
No-Load Speed:	1500-6800rpm
Orbit Size:	Ø8mm
Weight:	2.3kg
Replacement Hook-and-Loop Pad:	PTC/150VA
Optional Self-Adhesive Pad:	PTC/150SA
Optional Hook-and-Loop Pad (For Polishing Heads):	PTC115VA516



C DAS151
Ø150mm Dual Action Variable Speed Dust-Free Sander 750W

Features variable speed control ranging from 4000-7000rpm. Rotating self-contained dust extraction port with dust collection bag. Alloy bevel gear head with composite motor housing. Supplied with Ø150mm hook-and-loop backing pad and side handle.

Pad Size:	Ø150mm
Motor Power:	750W
Supply/Plug Type:	230V/3-Pin
Power Supply Cable Length:	2m
No-Load Speed:	4000-7000rpm
Orbit Size:	Ø3.5mm
Weight:	2.5kg



D OS400
Ø150mm Random Orbital Electric Sander 400W

Ø5mm Orbit designed specifically for use on car body repairs. 6-Stage variable speed control from 4000-10000rpm. Ergonomic rubberised gear head casing for added comfort and grip during use. Supplied with Ø150mm hook-and-loop backing pad, spare brushes and hex key.

Pad Size:	Ø150mm
Thread Size:	M8
Motor Power:	400W
Supply/Plug Type:	230V/3-Pin
Power Supply Cable Length:	5m
No-Load Speed:	4000-10000rpm
Orbit Size:	Ø5mm
Weight:	2kg



E OS600
Ø150mm Random Orbital Electric Sander 600W

Ø9mm Orbit designed specifically for use on car body repairs. 6-Stage variable speed control from 3200-7200rpm. Ergonomic rubberised gear head casing for added comfort and grip during use. Supplied with Ø150mm hook-and-loop backing pad, side handle, spare brushes and hex key.

Pad Size:	Ø150mm
Thread Size:	M8
Motor Power:	600W
Supply/Plug Type:	230V/3-Pin
Power Supply Cable Length:	5m
No-Load Speed:	3200-7200rpm
Orbit Size:	Ø9mm
Weight:	2.5kg





A ER150P
Ø150mm Car Polisher 60W

Random orbital polisher with Ø150mm 3-ply foam pad and two polishing bonnets. Smooth operation provides even buffing/polishing with no hot spots. Impact resistant ABS housing with twin grips.

Supply/Plug Type:	230V/3-Pin
Motor Power:	60W
No-Load Speed:	3800rpm
Pad Size:	Ø150mm
Power Supply Cable Length:	4m
Replacement Backing Pad:	ER150P.BP
Replacement Bonnet Terry Cloth:	ER150P.TB
Replacement Bonnet Synthetic Fleece:	ER150P.WB



B ER230P
Ø230mm Car Polisher 110W

Random orbital polisher with Ø230mm 5-ply foam pad and two polishing bonnets. Smooth operation provides even buffing/polishing with no hot spots. Impact resistant ABS housing with 360° grip.

Supply/Plug Type:	230V/3-Pin
Motor Power:	110W
No-Load Speed:	3300rpm
Pad Size:	Ø230mm
Power Supply Cable Length:	4m
Replacement Backing Pad:	ER230P.BPV2
Replacement Bonnet Terry Cloth:	ER230P.TB
Replacement Bonnet Synthetic Fleece:	ER230P.WB



C CP2518L
18V Ø240mm Cordless Polisher

Cordless random orbital polisher with Ø240mm foam backing pad and polishing bonnet. Smooth operation provides even buffing/polishing with no hot spots. Adjustable handles provide a choice of three working positions, making it suitable for various tasks. Impact resistant housing with soft grip handles. Supplied with 18V Lithium-ion battery pack and battery charger.

Battery:	18V 1.3Ah Lithium-ion
No-Load Speed:	2500rpm
Pad Size:	Ø240mm
Replacement Backing Pad:	CP2518L.SBP
Replacement Bonnet Terry Cloth:	ER230P.TB
Replacement Bonnet Synthetic Fleece:	CP2518L.BSF
Replacement Battery Pack:	CP2518LBP



D ER1700P
Ø180mm Lightweight Polisher 1100W

Powerful 1100W motor enclosed in a lightweight housing. Maintains high torque levels at low speeds, ideal for polishing. Variable speed control from 600-3000rpm. Spindle lock for fast and easy pad/foam head changes. Supplied with side handle, backing pad and polishing bonnet.

Pad Size:	Ø180mm
Thread Size:	M14 x 2mm
No-Load Speed:	600-3000rpm
Motor Power:	1100W
Supply/Plug Type:	230V/3-Pin
Power Supply Cable Length:	3m
Weight:	2.4kg



E ER1700PD
Ø180mm Lightweight Digital Polisher 1100W

Powerful 1100W motor enclosed in a lightweight housing. Maintains high torque levels at low speeds, ideal for polishing. Digital display for variable speed control from 1000-3000rpm, stepping-up in 500rpm increments. Features a top mounted slide-button on/off switch allowing for a smooth, comfortable main handle grip. Spindle lock for fast and easy pad/foam head changes. Includes two handles - traditional side handle or over-the-top style 'D' handle, backing pad and polishing bonnet. Supplied in storage case.

Pad Size:	Ø180mm
Thread Size:	M14 x 2mm
No-Load Speed:	1000-3000rpm
Motor Power:	1100W
Supply/Plug Type:	230V/3-Pin
Power Supply Cable Length:	2m
Weight:	2.5kg





A OP750
Ø150mm Orbital Polisher 750W

Ø21mm Orbit specifically designed for use in the bodyshop. 6-Stage variable speed control ranging from 2000-4500rpm. Vibration reducing motor and rubberised gear head cover allow for greater comfort and reduce user fatigue. Soft start for greater control. Speed stabilizer to ensure constant speed output. Supplied with Ø150mm backing pad, two Ø180mm foam polishing pads, side handle, wrench and spare brushes.

Motor Power:	750W
Supply/Plug Type:	230V/3-Pin
Power Supply Cable Length:	5m
No-Load Speed:	2000-4500rpm
Thread Size:	M8
Orbit Size:	Ø21mm
Pad Size:	Ø150mm
Noise Power/Pressure:	93/82dB(A)
Vibration/Uncertainty:	4.919/1.5m/s ²



B RP1500
Ø150mm Rotary Polisher 1050W

Powerful 1050W motor enclosed in a heavy-duty composite housing. 6-Stage variable speed control from 700-2500rpm. Soft start for greater control. Vibration reducing motor to allow for longer working times with reduced fatigue. Spindle lock for fast and easy pad changes. Double-torque gearing system. Supplied with Ø150mm backing pad, Ø180mm foam polishing pads (x2), side handle, wrench and spare brushes.

Motor Power:	1050W
Supply/Plug Type:	230V/3-Pin
Power Supply Cable Length:	5m
No-Load Speed:	700-2500rpm
Thread Size:	M14 x 2mm
Pad Size:	Ø150mm



C SPK600
600W Spot Polisher Kit

Rotary spot polisher kit with ergonomic slim body design. 6-Stage variable speed control from 700-2500rpm. Spindle lock for easy pad and shaft changes. Soft start for greater control. Supplied with a selection of polishing pads, side handle and spare brushes.

Motor Power:	600W
Supply/Plug Type:	230V/3-Pin
No-Load Speed:	700-2500rpm
Thread Size:	M14 x 2mm
Pad Size:	1-3"
Power Supply Cable Length:	5m
Optional Ø40mm Polisher Pad Kit:	SPK600ACC1
Optional Ø56mm Polisher Pad Kit:	SPK600ACC2
Weight:	2.58 kg



D-F SEE BELOW
20V Ø180mm Cordless - Brushless Rotary Polisher

Refer to individual Model No's for full specification.

Model No:	Type:	Contents:
D CP20VRPX	Body Only	Polisher
E CP20VRPXKIT1	Kit	CP20VRPX - Polisher CP20VBP4 - 4Ah Battery CP20VMC - Battery Charger CP1200CB - Canvas Storage Bag
F CP20VRPXKIT	Kit	CP20VRPX - Polisher CP20VBP4 - 4Ah Battery (x2) CP20VMC - Battery Charger CP1200CB - Canvas Storage Bag



G SEE BELOW
Ø150mm Buffing & Polishing Foam Heads

Manufactured from European foam. Suitable for buffing and polishing vehicle bodywork. Supplied with M14 x 2mm female thread.

Model No:	Type:	Size:	Thread Size:
PTC150CHM	Medium	Ø150mm x 50mm	M14 x 2mm
PTC150CHS	Soft	Ø150mm x 50mm	M14 x 2mm



A MS875PS
Ø180mm Variable Speed Sander/Polisher 1200W

Features variable speed control giving a range suitable for sanding and polishing between 600-3300rpm. Heavy-duty aluminium gear head with composite motor housing. Supplied with Ø180mm backing pad, polishing bonnet, D-Handle and side handle allowing use for various tasks. Suitable for left or right-handed use.

Pad Size:	Ø180mm
Thread Size:	M14 x 2mm
No-Load Speed:	600-3300rpm
Motor Power:	1200W
Supply/Plug Type:	230V/3-Pin
Power Supply Cable Length:	2m
Weight:	3.2kg



B MS900PS
Ø170mm Variable Speed Sander/Polisher 1300W

Variable speed control suitable for sanding and polishing. Speeds vary from 1400-3000rpm. Alloy bevel gear head with composite motor housing. Supplied with Ø170mm backing pad and side handle.

Pad Size:	Ø170mm
Thread Size:	M14 x 2mm
No-Load Speed:	1400-3000rpm
Motor Power:	1300W
Supply/Plug Type:	230V/3-Pin
Power Supply Cable Length:	2m
Weight:	3.8kg



C CP2812V
12V Cordless Mini Sander/Polisher Kit

Features variable speed control giving a range suitable for sanding and polishing up to 3000rpm. Soft grip handle for comfort and control. Locking swivel adjustment from pistol to straight type. Includes battery condition indicator. Supplied in canvas bag with 12V Lithium-ion battery pack, battery charger and a range of polishing and sanding heads.

Battery:	12V 1.5Ah Lithium-ion
Pad Size:	Ø75mm
Thread Size:	1/4"UNC
No-Load Speed:	3000rpm
Battery Model No:	CP2812VBP
Weight:	1.6kg



D MS925PS
Ø180mm Variable Speed Sander/Polisher 1400W

Ergonomic design with comfortable soft grip handles. Variable speed control with 7-speed settings from 600-3000rpm make this suitable for both sanding and polishing. Alloy bevel gear head with protective cover coupled to a composite motor housing. Soft start, constant speed motor provides longer lasting performance. Carbon brush caps and mesh filters for simple maintenance. Supplied with Ø180mm backing pad, polishing bonnet, D-Handle and side handle.

Pad Size:	Ø180mm
Thread Size:	M14 x 2mm
No-Load Speed:	600-3000rpm
Motor Power:	1400W
Supply/Plug Type:	230V/3-Pin
Power Supply Cable Length:	1.8m
Weight:	4kg

A TDWS600

Ø215mm Long Reach Drywall Electric Sander 600W

Variable speed control telescopic drywall sander with 600W motor. Ergonomic design with soft grip handle for added comfort during use. Spring loaded sanding head with Ø215mm sanding pad for easy use on a large surface area. 0°-90° Pivoting head with two pitch points allowing the user to work above head height easily. Fully extendable to 1650mm. To be used in conjunction with an extractor, see website for all models available. Supplied with Ø225mm sanding disc and flexible pipe with connector for dust extraction.

Pad Size:	Ø215mm
No-Load Speed:	600-1500rpm
Motor Power:	600W
Noise Power/Pressure:	98/87dB(A)
Vibration/Uncertainty:	3.48/1.5m/s ²
Supply:	230V
Plug Type:	3-Pin
Power Supply Cable Length:	4m
Replacement Sanding Disc:	(see B) SSD05
Weight:	13.5kg

A NEW

Ø215mm

600W

VARIABLE SPEED



B NEW



B SSD05

Ø225mm Hook-and-Loop Sanding Disc Set

Hook-and-Loop Sanding discs suitable for use with Sealey Drywall Sanders. For full details, see page 938.



D NEW

VARIABLE SPEED

1050W

Ø215mm



D DWS215

Ø215mm Handheld Drywall Electric Sander 1050W

Variable speed control drywall sander with 1050W motor. Ergonomic design with soft grip handle for added comfort during use. Spring loaded sanding head with Ø215mm sanding pad for easy use on a large surface area. The sanding head also has a suction regulator to allow the user to vary the degree of suction. Supplied with Ø225mm sanding discs (x8), flexible pipe for dust extraction, dust bag and side handle.

No-Load Speed:	1500-2300rpm
Pad Size:	Ø215mm
Motor Power:	1050W
Noise Power/Pressure:	99/88dB(A)
Vibration/Uncertainty:	4.815/1.5m/s ²
Supply:	230V
Replacement Sanding Disc:	(see B) SSD05
Plug Type:	3-Pin
Power Supply Cable Length:	4m
Weight:	2.52kg

C



Wet & Dry

STAINLESS STEEL

1400W

230V

20L



Power Outlet


C PC200SDAUTO

20L Wet & Dry Industrial Vacuum Cleaner 1400W with Stainless Drum & Auto Start

For full details, see page 1319.

A 230V 900W

VARIABLE SPEED



For our full range of Saw Blades, see pages 930 to 931.

A SRS850

Reciprocating Saw 900W

Powerful reciprocating saw designed to cut various materials including metal and wood. Handle can be rotated 90° in either direction for greater access and control when working in confined spaces. Fitted with a 2m heavy-duty rubberised cable. Durable composite housing with soft grip for added comfort. Built-in quick blade change system. Blade not supplied, requires SBS3150 reciprocating saw blades.

Motor Power:	900W
Supply/Plug Type:	230V/3-Pin
Power Supply Cable Length:	2m
No-Load Speed:	0-3000spm
Vibration/Uncertainty:	18.905/1.5m/s ²
Weight:	2.9kg

B-D

For compatible Nails and Staples, see page 1124.

SV20 SERIES



B-D SEE BELOW

20V 18G Cordless Staple/Nail Gun

Refer to individual Model No's for full specification.

Model No:	Type:	Contents:
B CP20VNG	Body Only	Staple/Nail Gun
C CP20VNGKIT1	Kit	CP20VNG - Staple/Nail Gun CP20VBP2 - 2Ah Battery CP20VMC - Battery Charger CP1200CB - Canvas Storage Bag
D CP20VNGKIT	Kit	CP20VNG - Staple/Nail Gun CP20VBP2 - 2Ah Battery CP20VBP4 - 4Ah Battery CP20VMC - Battery Charger CP1200CB - Canvas Storage Bag

E

VARIABLE SPEED



1220W
230V

E PM80L

80L Electric Paddle Mixer 1220W

Powerful, lightweight electric mixer built into heavy-duty composite casing with a mixing volume of up to 80L. 2-Speed settings and soft start allow for greater control when mixing a variety of materials. Supplied with two mixing paddles capable of mixing paint, varnish, tile adhesive, cement, plaster, mortar, as well as a number of other liquid and dense materials.

Motor Power:	1220W
Supply/Plug Type:	230V/3-Pin
Power Supply Cable Length:	2m
No-Load Speed:	0-800rpm
Mixing Capacity:	80L
Paddle Size:	Ø120mm
Thread:	M14
Weight:	4.7kg

F

VARIABLE SPEED



1400W
230V

F-G SEE BELOW

120L Electric Paddle Mixers 1400W

Powerful electric mixers built into heavy-duty composite casing with rubber grips for added comfort when in use. Mixing volume of up to 120L. 6-Speed settings and soft start allow for greater control when mixing a variety of materials. Supplied with two mixing paddles capable of mixing paint, varnish, tile adhesive, cement, plaster, mortar as well as a number of other liquid and dense materials.

	F	G
Model No:	PM120L	PM120L110V
Motor Power:	1400W	1400W
Supply/Plug Type:	230V/3-Pin	110V/Yellow - 16A - 2P+E
Power Supply Cable Length:	2m	2m
No-Load Speed:	0-800rpm	0-800rpm
Mixing Capacity:	120L	120L
Paddle Size:	Ø140mm	Ø140mm
Thread:	M14	M14
Weight:	7.5kg	7.5kg

G

VARIABLE SPEED



1400W
110V



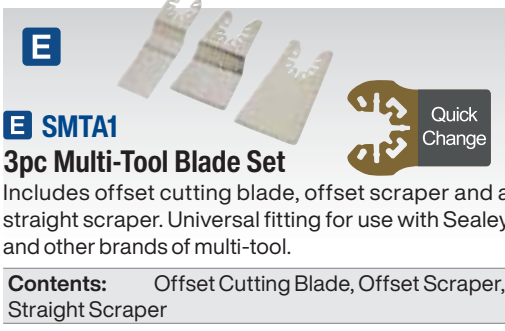
A SMT300Q
Variable Speed Quick Change Oscillating Multi-Tool 300W
 One tool suitable for multiple tasks such as sanding, scraping and cutting various materials. Variable speed with 300W motor and sealed bearings. Quick release lever makes changing blades fast and simple, without the need of additional tools. Includes four sanding discs, backing pad, cutting blade and scraper blade, all supplied in a convenient storage case. Supplied with removable dust extraction pipe for cleaner sanding applications.

Motor Power:	300W
Supply/Plug Type:	230V/3-Pin
Power Supply Cable Length:	2m
No-Load Speed:	15000-21000rpm
Weight:	1.48kg
Accessories:	Cutting Blade, Scraper Blade, Sanding Discs (x4), Triangle Backing Pad



B-D SEE BELOW
20V Cordless Oscillating Multi-Tool
 Refer to individual Model No's for full specification.

Model No:	Type:	Contents:
B CP20VMT	Body Only	Oscillating Multi-Tool
C CP20VMTKIT1	Kit	CP20VMT - Oscillating Multi-Tool CP20VBP2 - 2Ah Battery CP20VMC - Battery Charger CP1200CB - Canvas Storage Bag
D CP20VMTKIT	Kit	CP20VMT - Oscillating Multi-Tool CP20VBP2 - 2Ah Battery CP20VBP4 - 4Ah Battery CP20VMC - Battery Charger CP1200CB - Canvas Storage Bag



E SMTA1
3pc Multi-Tool Blade Set
 Includes offset cutting blade, offset scraper and a straight scraper. Universal fitting for use with Sealey and other brands of multi-tool.

Contents: Offset Cutting Blade, Offset Scraper, Straight Scraper



F SMTA7
20pc Multi-Tool 90mm Sanding Sheet Set
 Includes 5pc of each grit P60, P80, P120 and P240 with hook-and-loop backing. Suitable for use with Model No. SMTA8 backing pad.

Contents: P60, P80, P120, P240 Grit (5 of each)



G NEW
SMTA12
76mm Multi-Tool Triangle Backing Pad
 Hook-and-loop backing pad for use with Sealey and other brands of multi-tool.



H NEW
SMTA60TC
60mm Multi-Tool Blade Ceramic
 Diamond blade suitable for cutting ceramic. 60mm Cutting length.



I NEW
SMTA65TC
65mm Multi-Tool Blade Ceramic
 Carbide blade suitable for cutting ceramic. 65mm Cutting length.



J SMTS7
7pc All-Purpose Multi-Tool Blade Set
 Set of seven universal quick change multi-tool attachments designed to perform a range of tasks. Universal fitting for use with Sealey and other brands of multi-tool.



K SMTB3
3pc Quick Change Multi-Tool Scraper Blade Set
 Set of three universal quick change multi-tool attachments finished with SK7 steel blue blades. Ideal for cutting and scraping various materials. Universal fitting for use with Sealey and other brands of multi-tool.

Contents: 28 x 50mm Sharp Scraper, 52 x 45mm Flexible Scraper, 52 x 26mm Rigid Scraper



L SMTC3
3pc Quick Change Multi-Tool Cutting Blade Set
 Set of three universal quick change multi-tool attachments finished with blue blades. Cutting blades suitable for wood and metal. Universal fitting for use with Sealey and other brands of multi-tool.

Contents: 10mm Bi-Metal Cutting Blade, 32mm Offset Bi-Metal Cutting Blade, 65mm Offset Bi-Metal Cutting Blade

Contents: 34mm HCS blade suitable for cutting wood, 87mm HCS blade suitable for cutting wood, 35mm Carbide blade suitable for cutting ceramic, 34mm HCS blade suitable for cutting wood, 50mm Stainless steel blade suitable for cutting ceramic, 65mm Carbide blade suitable for cutting ceramic, 76mm Multi-Tool Triangle Backing Pad

A

Variable
Temperature

Premier

A HS100

1800W 3-Speed Hot Air Gun 50/420/650°C

Features three speeds and temperature control. Suitable for paint stripping, soft soldering, removing sticky labels and defrosting frozen pipes. Supplied with four nozzles and a scraper, making various tasks possible. Gun is designed to stand vertically, allowing use as a safe Bunsen burner alternative.

Motor Power:	1800W
Supply/Plug Type:	230V/3-Pin
Power Supply Cable Length:	2m
Temperature Range:	50/420/650°C
Airflow:	250/400/650L/min

E



80W

E AK2920

80W Glue Gun

Ready to use in less than 5 minutes. Composite housing incorporating folding stand. Once fully heated, mains cable can be unplugged from body for short periods of cordless use. On/off switch and trigger feed control. Suitable for Ø11 x 100mm glue sticks. Two glue sticks can be loaded at once.

Consumable Parts: AK292/2 - All Purpose Glue Stick Ø11mm - Pack of 25

B



Premier

B HS102K

Plastic Welding Kit including HS102 Hot Air Gun

Hot air gun kit supplied with two plastic welding nozzles, a starter pack of ABS welding rods and a concise instruction manual. Hot air gun specification as Model No. HS102.

Motor Power:	2000W
Supply/Plug Type:	230V/3-Pin
Power Supply Cable Length:	2m
Temperature Range:	50-600°C
Airflow:	250/500L/min
Contents:	HS102 Hot Air Gun, Plastic Welding Nozzle, Reduction Nozzle, Pack of 36 ABS Rods

Variable
Temperature

HS100, HS102 and HS102K may be stood vertically, allowing use as a Bunsen burner alternative.

F



450W

Magnetic

F AK2921

450W Glue Gun

Ready to use in less than five minutes. Once fully heated, mains cable can be unplugged from body for short periods of cordless use. Composite housing with soft grip for added comfort. On/off switch and trigger feed control. Suitable for Ø11 x 100mm glue sticks. Two glue sticks can be loaded at once. Features magnets in handle base for adhering to metal stand when not in use.

Consumable Parts: AK292/2 - All Purpose Glue Stick Ø11mm - Pack of 25

C



40W

C AK292

40W Electric Glue Gun

Composite housing with comfortable handle and trigger feed control. Fitted with 1.1m cable and 3-pin plug. Suitable for hardwoods, softwoods, plastics and other similar materials. Includes two glue sticks.

Consumable Parts: AK292/2 - All Purpose Glue Stick Ø11mm - Pack of 25

D

SV20
SERIES

D CP20VGGKIT1

20V 2Ah SV20 Series Cordless Glue Gun Kit

Refer to individual Model No's for full specification.

Contents:	CP20VGG - Glue Gun CP20VBP2 - 2Ah Battery CP20VMC - Battery Charger CP1200CB - Canvas Storage Bag
-----------	--

G

Lithium
RECHARGEABLE

3.7V

G AK2923

3.7V Cordless Glue Gun

Lightweight cordless glue gun powered by a 3.7V 1.3Ah Lithium-ion battery. Features LED light indicators to show when fully heated up. Ready to use in 20 seconds. Operating time of 30 minutes on a full charge. Supplied with four glue sticks and a USB charging cable. Suitable for Ø7.2mm glue sticks.

Motor Power:	3.7V 1.3Ah Li-ion
Operating Time:	30 Minutes
Charging Time:	3-4hr
Weight:	0.265kg
Consumable Parts:	AK2923/2 - All Purpose Glue Stick Ø7.2mm - Pack of 50



A HS105
1600W Hot Air Gun 375°C/500°C
 2-Step switch for temperature and airflow control. Gun can also stand vertically. Suitable for paint stripping, soft soldering, removing sticky labels and defrosting frozen pipes. Nozzles available separately.

Motor Power:	1600W
Supply/Plug Type:	230V/3-Pin
Power Supply Cable Length:	2m
Temperature Range:	375°C/500°C
Airflow:	300, 500L/min



J HS103K
2000W Hot Air Gun Kit 350°C/600°C
 Suitable for paint stripping, soft soldering, removing sticky labels and defrosting frozen pipes. Fitted with 2-step temperature control switch. Supplied with four nozzles, stripper, scraper handle and three scraper blades in a storage case.

Motor Power:	2000W
Supply/Plug Type:	230V/3-Pin
Power Supply Cable Length:	1.8m
Temperature Range:	350°C/600°C
Airflow:	480L/min
Contents:	Hot Air Gun, Four Nozzles, Stripper, Scraper Handle, Three Scraper Blades



Variable Temperature

B HS107K
2000W Variable Temperature Hot Air Gun Kit
 2-Step airflow control switch, with variable temperature range on both levels. Gun is designed to stand vertically, allowing use as a safe Bunsen burner alternative. Suitable for paint stripping, soft soldering, removing sticky labels and defrosting frozen pipes. Supplied with four nozzles and scraper, all in a storage case.

Motor Power:	2000W
Supply/Plug Type:	230V/3-Pin
Power Supply Cable Length:	2m
Temperature Range:	50-450°C/90-600°C
Airflow:	250, 500L/min
Contents:	Hot Air Gun, Four Nozzles, Scraper



Variable Temperature

K HS104K
2000W Deluxe Hot Air Gun Kit with LCD Display
 Fitted with variable electronic temperature control and LCD temperature display. Suitable for paint stripping, soft soldering, removing sticky labels and defrosting frozen pipes. Supplied with four nozzles, stripper, scraper handle and three scraper blades in a storage case.

Motor Power:	2000W
Supply/Plug Type:	230V/3-Pin
Power Supply Cable Length:	1.8m
Temperature Range:	80°C/80-600°C
Airflow:	480L/min
Contents:	Hot Air Gun, Four Nozzles, Stripper, Scraper Handle, Three Scraper Blades



C-F SEE BELOW
Accessories for HS105 & HS107K
 Suitable for use with Model No's HS105 & HS107K Hot Air Guns.

Model No:	Description:
C HS107K.26	Fish Tail Nozzle
D HS107K.27	Wide Scraper
E HS107K.28	Deflector
F HS107K.30	Scraper



G-I SEE BELOW
Hot Air Gun Accessories
 Suitable for Model No's HS100, HS102 and HS102K Hot Air Guns. Available separately.

Model No:	Description:
G HS102K/1	Plastic Welding Rods (Pack of 36)
H HS102K/2	Plastic Welding Nozzle
I HS102K/3	9mm Reduction Nozzle



Variable Temperature

Premier

L HS102
2000W 3-Speed Hot Air Gun 50-600°C
 Equipped with triple-range variable electronic temperature control. Suitable for paint stripping, soft soldering, removing sticky labels and defrosting frozen pipes. Additionally suitable for plastic welding with optional plastic welding nozzles. Ceramic heating element for constant temperature control. Nozzles supplied separately. Gun is designed to stand vertically, allowing use as a safe Bunsen burner alternative.

Motor Power:	2000W
Supply/Plug Type:	230V/3-Pin
Power Supply Cable Length:	2m
Temperature Range:	50-600°C
Airflow:	250, 500L/min

A



A E540

40pc Multipurpose Rotary Tool & Engraver Kit

Multipurpose high-speed power tool with on/off and electronic variable speed controls. Stepless control between 10,000 and 32,000rpm. Spindle lock for fast tool changes. Supplied with a full range of tips, wheels, sanding discs/bands, dressing stone, chuck spanner and flexible rotary shaft. Suitable for carving, shaping, deburring, drilling, engraving, cutting and tool sharpening. Supplied in storage case.

Motor Power:	135W
Supply/Plug Type:	230V/3-Pin
Power Supply Cable Length:	1.8m
No-Load Speed:	10000-32000rpm
Collets:	2.3, 3mm
Twist Drills:	2.3, 3mm
Mounted Points:	10
Diamond Tipped Engravers:	2
Sanding Cylinder:	12.7 x 15mm
Contents:	Sanding Bands (x4), Sanding Discs (x3), Cutting Discs (x8), Polishing Wheels (x4), Dressing Stone, Spanner, Flexible Rotary Shaft

B E5188

219pc Multipurpose Rotary Tool & Engraver Kit

Multipurpose high-speed power tool with on/off and electronic variable speed controls. Stepless control between 8,000 and 35,000rpm. Spindle lock for fast tool changes. Supplied with a full range of tips, wheels, brushes, sanding discs/bands, dressing stone and chuck spanner. Suitable for carving, shaping, deburring, drilling, engraving, cutting and tool sharpening. Supplied in storage case.

Motor Power:	170W
Supply/Plug Type:	230V/3-Pin
Power Supply Cable Length:	1.7m
No-Load Speed:	8000-35000rpm Stepless
Collets:	1.5mm, 2.3mm (x2), 3.2mm
Twist Drills:	1.5mm (x2), 2.3mm (x2), 3.2mm (x2)
Mounted Points:	10pc
Diamond Tipped Engravers:	5pc
Sanding Cylinder:	6.4 x 12.7mm, 12.7 x 12.7mm

Contents: Sanding Bands (x12), Grinding Wheels (x12), Felt Wheels (x6), Cut-Off Wheels (x35), Cut-Off Wheel Heavy-Duty (x30), Sanding Disc 180Grit (x36), Sanding Disc 320Grit (x36), Steel Wire Brush (x3), Brass Wire Brush (x3), Nylon End Brush, Fibreglass Cut-Off Wheels (x5), Cloth Wheel, Rubber Emery Wheel, Flap Wheel, Dressing Stone, Flexible Rotary Shaft, Spanner, Spindle Lock Key, Polishing Compound, Selection of Drill Bits, Mandrels (x4)

B



C



C E541

13W Tungsten Carbide Tipped Tool Engraver

Multipurpose high-speed engraver with on/off switch and variable stroke adjustment, which gives more control on workpiece. Suitable for engraving and etching on wood, metal, plastic and glass. Supplied with tip and two stencils.

Motor Power:	13W
Supply/Plug Type:	230V/3-Pin
Power Supply Cable Length:	1.7m
Free Speed:	6000rpm
Tungsten Tip:	1.8mm
Contents:	Tungsten Carbide Tipped Engraving Head, Letter Template, Number Template

D-E



D-E SEE BELOW

12V 49pc Cordless Multipurpose Rotary Tool & Engraver Kit

Refer to individual Model No's for full specification.

Model No:	Type:	Contents:
D CP1207	Body Only	Rotary Tool
E CP1207KIT	Kit	CP1207 - Rotary Tool CP1200BP - 1.5Ah Battery (x2) CP1200MC - Battery Charger CP1200CB - Canvas Storage Bag

A




A TP51

Drill Powered Water Pump

Suitable for use with electric drill with output of 350W or more. Composite housing supplied with two 1/2" quick release couplings. Delivers up to 1200L/hr of fluid at 3000rpm. Suitable for water, organic solvents, motor oil, heating oil, insecticides, pesticides, liquid fertilizers and other non-aggressive liquids.

Suction Head: 3m

D



HEAVY DUTY

D TP53


Heavy-Duty Drill Powered Water Pump

Suitable for use with electric drills with output of 350W or more. Housed in a durable composite casing with 21mm inlet/outlet. Delivers up to 2200L/hr of fluid at 3000rpm. Suitable for water, organic solvents, motor oil, heating oil, insecticides, pesticides, liquid fertilizers and other non-aggressive liquids.

Delivery Pressure: 28psi @ 3000rpm

Suction Head: 3m

E



E AK2104

Angle Driver

Allows access with a power drill/driver to awkwardly positioned fixings. Suitable for 6mm hex bits and socket adaptors. Magnetic bit retention.



B



B DDE01

3.7V Vacuum Drill Dust Extractor

Vacuum holds unit to the wall for easy drilling. Suitable for drill bits up to Ø12mm. Features a horizontal and vertical spirit level. Laser light on the bottom for accurate positioning of holes, for example in a sequence or a square. Removable dust collection pod for easy emptying. Rechargeable Lithium-ion powered battery with USB cable.

Maximum Drilling Diameter: Ø12mm

F



F DRA02

Drill Powered Rivet Nut Adaptor

Suitable for use with electric drills with torque in excess of 15Nm. 1/4" Shank for easy fitting in to the drill chuck. Supplied with M3, M4, M5, M6 and M8 rivet nut mandrels. Suitable for use with aluminium, steel and stainless steel rivet nuts.

Maximum Speed: 1000rpm

Minimum Torque: 15Nm

Pulling Rods & Nut Sizes: M3, M4, M5, M6, M8

Rivet Nut Type: Aluminium, Steel, Stainless Steel

C NEW



C DDE02


Ø135mm Drill Dust Extractor Nozzle

Large bore diameter is suitable for large drill bits and core drills with a maximum size of Ø135mm. Maintains a clean and safer working environment. Dual air chamber provides suction to the wall as well as dust collection. Rubber seal keeps suction to the wall and stops dust from escaping. Adjustable hose nozzle can be swivelled so that user can reposition hose with ease during use. Hose nozzle is adaptable being able to fit hoses between Ø27mm and Ø58mm in diameter.

Maximum Drilling Diameter: Ø135mm

ELECTRIC DRILLS

For our full range of Electric Drills, see pages 876.



G



G DRA01

Drill Powered Riveter Adaptor

Suitable for use with electric drills with torque in excess of 11Nm. Fitted with 1/4" shank for easy fitting in to the drill chuck. Supplied with 2.4, 3.2, 4 and 4.8mm rivet nozzles. Suitable for use with aluminium, steel and stainless steel pop rivets.

Blind Rivet Type: Aluminium, Steel, Stainless Steel

Maximum Speed: 1000rpm

Minimum Torque Required: 11Nm

Nozzle Sizes: 2.4, 3.2, 4, 4.8mm



POWER TOOL ACCESSORIES

 [back to Section List](#)



Abrasive Wheels

929

Abrasives

937-940

Backing Pads

943

Bandsaw Blades

936

Breakers & Chisels

912-915

Buffing & Polishing

941-943

Circular Saw Blades

923

Countersink Bit Sets

893

Cutting & Grinding Discs

919-920

Cutting Oil

936

Deburring Bit Sets

893

Diamond Blades

916-918

Diamond Core Drills

909

Diamond Drills

910

Drill Bits

897-907

Drill Chucks

905

Flap Discs

921-922

Hole Saws

911

Multi-Tool Accessories

933-935

Rotabors

908

Rotary Burrs

894-895

Rotary Tool Accessories

926-928

Sanding Belts & Discs

937-939

Saw Blades

930-932

SDS Breakers & Chisels

912-913

SDS Drill Bits

906-907

Step Drills

896

Wire Brushes

924-925




A AK4704
4pc Multifunction Drill Bit Set
 Multifunction drill bit set to cover most of your drilling needs. Set includes a drill saw, step drill, tube drill and countersink. Drill saw bit can be used as a drill, saw, rotary file, reamer and router.
Contents: Ø4-12mm Step Drill, Ø8-20mm Tube Drill, Ø6mm Drill Saw, Ø12.4mm Countersink




B CSSET6V
6pc 90° Countersink Bit Set
3 x V Flutes
 90° 3 x V Flute design. Set includes popular sized bits. Suitable for light metals and wood. Supplied in a metal storage case.
Contents: Ø6.3, 8.3, 10.4, 12.4, 16.5, 20.5mm



C CSSET40
4pc 90° Slotted Deburring Countersink Drill Bit Set
 Chip removal through the slot prevents excess waste from clogging the workpiece. Ideal for burr, chatter-free deburring and countersinking. More efficient than a standard countersink. Compatible with wood and light metals. Supplied in a metal storage case.
Contents: Ø2-5, 5-10, 10-15, 15-20mm




D DB03
Ø3-18mm Internal Deburring/Chamfer Tool
 Designed to clean internal pipe ends quickly and safely. Manufactured with alloy steel cutters to remove damaged metal and burrs. Features a 1/4" Hex shank for use with a drill or hex driver. Applicable for use on pieces from Ø3mm to 18mm in diameter. Suitable for use with a variety of compounds including stainless steel, hardened steel, mild steel, copper, brass, plastic and many more.
Applications: Stainless Steel, Hardened Steel, Mild Steel, Copper, Brass, Wood, Plastic, Fibreglass



E DB04
Ø3-19mm External Deburring/Chamfer Tool
 Designed to clean up and repair threaded fasteners and studding quickly and safely. Fitted with 3 x HSS blades to remove damaged metal and burrs. Features a 1/4" Hex shank for use with a drill or hex driver. Applicable for use on pieces from Ø3mm to 19mm in diameter. Suitable for use with a variety of compounds including stainless steel, hardened steel, mild steel, copper, brass, plastic and many more. Unit is much faster and more accurate than using a file or angle grinder.
Applications: Stainless Steel, Hardened Steel, Mild Steel, Copper, Brass, Wood, Plastic, Fibreglass



F AK4730
9pc Ø10mm Spot Weld Cutter & Drill Bit Set
 Suitable for drilling out spot welds on most vehicle panels. Spot weld cutter features spring loaded centre point to guide cutting crown onto weld. Ø8mm HSS Drill with 5% Cobalt for longer life, suitable for more specialist materials including galvanized, boron and high stress steels. Solid Cobalt stock allows resharping, extending product life. Set includes replacement centre points and cutter crowns. Supplied in metal storage case.
Contents: Spot Weld Cutter, Ø8mm Cobalt Spot Weld Drill, Centre Points (x2), Ø10mm Cutter Crowns (x5)
Spot Weld Cutting Crown (Pack of 2): Z1C2



Tungsten Carbide

Tungsten Carbide is much stronger than standard HSS metals and also keeps its cutting edge over a much longer period of time. This in turn gives a much improved finish. Tungsten Carbide rotary burrs are also able to be used at much higher temperatures which again helps prolong tool life when compared against standard HSS versions.

A HSS COBALT

Ø1-10mm

MM

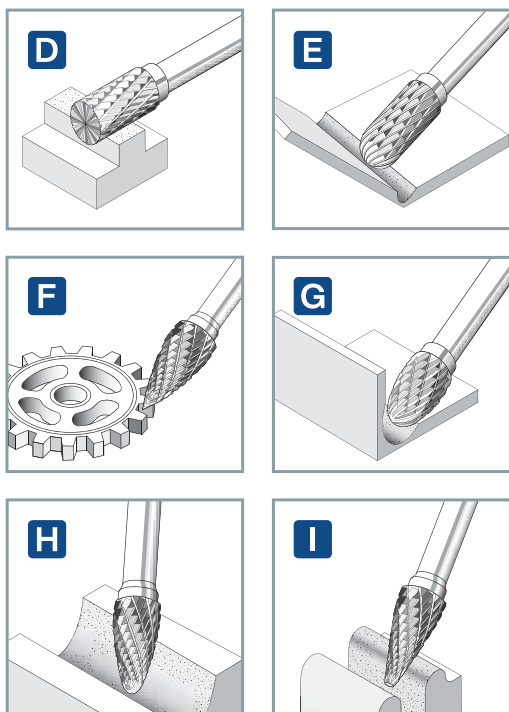


A AK4701

19pc HSS Cobalt Fully Ground Drill Bit Set

Fully ground HSS with 5% Cobalt makes these ideal for drilling extra hard materials. 135° Split point tip enables bits to bite workpiece quickly, reducing the need for centre mark. Drills can be resharpened without affecting their performance. Supplied in metal storage case.

Sizes: Ø1-10mm in 0.5mm increments



B Ø10mm



B SDBK3

3pc Tungsten Carbide Rotary Burr Set

Rotary burrs manufactured from Tungsten Carbide with Cylindrical Front End No. 6 cut (universal), Rotary Ball Nose and Arc Pointed Nose shaped heads. For use on soft and hard metal, including welded seams. Supplied in plastic storage box.

Comprises: SDB01, SDB02, SDB03

C Ø10mm



C SDBK5

5pc Tungsten Carbide Rotary Burr Set

Rotary burrs manufactured from Tungsten Carbide with Cylindrical Front End No. 6 cut (universal), Rotary Ball Nose, Arc Pointed Nose, Arc Round Nose, Conical Ball Nose shaped heads. For use on soft and hard metal, including welded seams. Supplied in plastic storage box.

Comprises: SDB01, SDB02, SDB03, SDB05, SDB06

D-I SEE BELOW

Ø10mm Tungsten Carbide Rotary Burrs - 6mm Shaft

Rotary burrs manufactured from Tungsten Carbide with No. 6 cut (universal) with various shaped heads. For use on soft and hard metal, including welded seams. Supplied in plastic storage box. Available individually or as a 3 or 5pc set (see B & C).



Cylindrical Front End Cut
Model No. SDB01



Cylindrical Ball Nose
Model No. SDB02



Arc Pointed Nose
Model No. SDB03



Oval
Model No. SDB04



Arc Round Nose
Model No. SDB05



Conical Ball Nose
Model No. SDB06

Model No:	Head Shape:	Shaft Diameter:	Head Diameter:	Head Length:	Overall Length:
D SDB01	Cylindrical Front End Cut	Ø6mm	Ø10mm	20mm	65mm
E SDB02	Cylindrical Ball Nose	Ø6mm	Ø10mm	20mm	65mm
F SDB03	Arc Pointed Nose	Ø6mm	Ø10mm	20mm	65mm
G SDB04	Oval	Ø6mm	Ø10mm	16mm	65mm
H SDB05	Arc Round Nose	Ø6mm	Ø10mm	20mm	65mm
I SDB06	Conical Ball Nose	Ø6mm	Ø10mm	25mm	65mm



A MCBSET01

5pc Micro Burr Set

Micro rotary burrs manufactured from Tungsten Carbide, with Ø3mm shanks and various shaped heads. For use on soft and hard metal, including welded seams. Great for porting, gas flowing or any precision detailing jobs. Supplied in plastic storage box.



H SDBCK3

3pc Tungsten Carbide Rotary Burr Set Ripper/Coarse

Comprises: SDBC1, SDBC2, SDBC3



O SDBCK5

5pc Tungsten Carbide Rotary Burr Set Ripper/Coarse

Comprises: SDBC1, SDBC2, SDBC3, SDBC4, SDBC6



Burr Ball
Model No. MCB001




Ball Nose Cylinder
Model No. MCB002



Cylinder
Model No. MCB003



Ball Nose Taper
Model No. MCB004



Pointed Tree
Model No. MCB005



Ball Nose Tree
Model No. MCB006

B-G SEE BELOW

Ø3mm Micro Carbide Burrs - Packs of 3

Micro rotary burrs manufactured from Tungsten Carbide, with Ø3mm shanks and various shaped heads. For use on soft and hard metal, including welded seams. Great for porting, gas flowing or any precision detailing jobs. Packs of three, supplied in plastic storage box.

Model No:	Head Shape:	Shaft Diameter:	Overall Length:	Head Length:	Pack Qty:
B MCB001	Burr Ball	Ø3mm	38mm	3mm	3
C MCB002	Ball Nose Cylinder	Ø3mm	38mm	16mm	3
D MCB003	Cylinder	Ø3mm	38mm	16mm	3
E MCB004	Ball Nose Taper	Ø3mm	38mm	16mm	3
F MCB005	Pointed Tree	Ø3mm	38mm	16mm	3
G MCB006	Ball Nose Tree	Ø3mm	38mm	16mm	3

I-N SEE BELOW

Ø10mm Tungsten Carbide Rotary Burrs Ripper/Coarse

Rotary burrs manufactured from Tungsten Carbide with coarse teeth for aluminium or plastic cutting. Supplied in plastic storage box. Available individually or as a 3 or 5pc set (see **H** & **O**).



Cylindrical Front End Cut
Model No. SDBC1



Cylindrical Ball Nose
Model No. SDBC2



Oval
Model No. SDBC3



Arc Round Nose
Model No. SDBC4



Flame
Model No. SDBC5



Conical Ball Nose
Model No. SDBC6

Model No:	Head Shape:	Shaft Diameter:	Head Diameter:	Head Length:	Overall Length:
I SDBC1	Cylindrical Front End Cut	Ø6mm	Ø10mm	20mm	65mm
J SDBC2	Cylindrical Ball Nose	Ø6mm	Ø10mm	20mm	65mm
K SDBC3	Oval	Ø6mm	Ø10mm	16mm	65mm
L SDBC4	Arc Round Nose	Ø6mm	Ø10mm	20mm	65mm
M SDBC5	Flame	Ø6mm	Ø10mm	25mm	65mm
N SDBC6	Conical Ball Nose	Ø6mm	Ø10mm	25mm	65mm



Double Straight Flute

Double flute allows faster swarf removal than a standard single flute found on cheaper alternatives.



Double Spiral Flute

Much like the double straight flutes, these offer faster swarf removal than a standard single flute step drill. The two spiral flutes offer even greater efficiency, which in turn helps to keep the temperature down, resulting in a longer life expectancy of the tool.

M2 Steel

Our M2 metal step drills are more durable and longer lasting than standard 4341 steel and cheaper versions that you may see elsewhere. As well as lasting longer, they also cut through tougher materials with less effort and more efficiency.



20V

I CP20VDDKIT
20V SV20 Series Ø13mm Combi Drill/Driver Kit - 2 Batteries

For full details, see page 847.



For our full range of SV20 Series Power Tools, see pages 844 to 872.

A

MM

DOUBLE STRAIGHT FLUTE



A AK4746
3pc Double Flute HSS 4341 Step Drill Bit Set

Three high-speed HSS 4341 double flute step drills. Double straight flutes for efficient swarf clearance. 18 Sizes covered by three drill bits. Supplied in flip-up metal case.

Size Coverage #1:	Ø4, 5, 6, 7, 8, 9, 10, 11, 12mm
Size Coverage #2:	Ø4, 6, 8, 10, 12, 14, 16, 18, 20, 22mm
Size Coverage #3:	Ø4, 6, 8, 10, 12, 14, 16, 18, 20, 22, 24, 26, 28, 30mm

B

HSS M2
High Wear
Resistance

MM

DOUBLE STRAIGHT FLUTE



B AK4733
3pc Double Flute HSS M2 Step Drill Bit Set

Three high-speed HSS M2 double flute step drills. Double straight flutes for efficient swarf clearance. Allows clog-free, precision drilling of 18 different size holes with just three bits. Supplied in a flip-up metal case.

Size Coverage #1:	Ø4, 5, 6, 7, 8, 9, 10, 11, 12mm
Size Coverage #2:	Ø4, 6, 8, 10, 12, 14, 16, 18, 20, 22mm
Size Coverage #3:	Ø4, 6, 8, 10, 12, 14, 16, 18, 20, 22, 24, 26, 28, 30mm

C-D

MM



Model No:	Sizes:
C AK4744	Ø4, 6, 8, 10, 12, 14, 16, 18, 20, 22mm
D AK4745	Ø4, 6, 8, 10, 12, 14, 16, 18, 20, 22, 24, 26, 28, 30mm

E-F

MM



Model No:	Sizes:
E AK4747	Ø4, 6, 8, 10, 12, 14, 16, 18, 20, 22mm
F AK4748	Ø4, 6, 8, 10, 12, 14, 16, 18, 20, 22, 24, 26, 28, 30mm

G-H

HSS M2
High Wear
Resistance

MM



Model No:	Sizes:
G AK4722	Ø4, 6, 8, 10, 12, 14, 16, 18, 20, 22mm
H AK4732	Ø4, 6, 8, 10, 12, 14, 16, 18, 20, 22, 24, 26, 28, 30mm

J

MM

DOUBLE SPIRAL FLUTE



J AK4749
3pc Spiral Flute HSS 4341 Step Drill Bit Set

Three high-speed HSS 4341 double spiral flute step drills. Double spiral flutes for efficient swarf clearance. Allows clog-free precision drilling of up to 18 different hole sizes. Supplied in flip-up metal case.

Size Coverage #1:	Ø4, 5, 6, 7, 8, 9, 10, 11, 12mm
Size Coverage #2:	Ø4, 6, 8, 10, 12, 14, 16, 18, 20, 22mm
Size Coverage #3:	Ø4, 6, 8, 10, 12, 14, 16, 18, 20, 22, 24, 26, 28, 30mm

K

HSS M2
High Wear
Resistance

MM

DOUBLE SPIRAL FLUTE



K AK4743
3pc Spiral Flute HSS M2 Step Drill Bit Set

Three high-speed HSS M2 spiral flute step drills. Double spiral flutes for efficient swarf clearance. Allows clog-free, precision drilling of 18 different size holes with just three bits. Supplied in flip-up metal case.

Size Coverage #1:	Ø4, 5, 6, 7, 8, 9, 10, 11, 12mm
Size Coverage #2:	Ø4, 6, 8, 10, 12, 14, 16, 18, 20, 22mm
Size Coverage #3:	Ø4, 6, 8, 10, 12, 14, 16, 18, 20, 22, 24, 26, 28, 30mm

A MM



A SEE BELOW
HSS Twist Drill Bits

Model No:	Size:	Overall Length:	Pack Qty:
HSS1	Ø1mm	30mm	2
HSS1.5	Ø1.5mm	30mm	2
HSS2	Ø2mm	47mm	2
HSS2.5	Ø2.5mm	55mm	2
HSS3	Ø3mm	60mm	1
HSS3.5	Ø3.5mm	70mm	1
HSS4	Ø4mm	75mm	1
HSS4.5	Ø4.5mm	80mm	1
HSS5	Ø5mm	85mm	1

Model No:	Size:	Overall Length:	Pack Qty:
HSS5.5	Ø5.5mm	85mm	1
HSS6	Ø6mm	90mm	1
HSS6.5	Ø6.5mm	100mm	1
HSS7	Ø7mm	105mm	1
HSS7.5	Ø7.5mm	105mm	1
HSS8	Ø8mm	115mm	1
HSS8.5	Ø8.5mm	115mm	1
HSS9	Ø9mm	125mm	1
HSS9.5	Ø9.5mm	125mm	1

Model No:	Size:	Overall Length:	Pack Qty:
HSS10	Ø10mm	135mm	1
HSS10.5	Ø10.5mm	135mm	1
HSS11	Ø11mm	140mm	1
HSS11.5	Ø11.5mm	145mm	1
HSS12	Ø12mm	150mm	1
HSS12.5	Ø12.5mm	155mm	1
HSS13	Ø13mm	160mm	1

B MM



B SEE BELOW
Blacksmith Drill Bits

Model No:	Size:	Overall Length:	Pack Qty:
BSB10.5	Ø10.5mm	130mm	1
BSB11.0	Ø11mm	140mm	1
BSB11.5	Ø11.5mm	140mm	1
BSB12.0	Ø12mm	150mm	1
BSB12.5	Ø12.5mm	150mm	1
BSB13.0	Ø13mm	150mm	1
BSB13.5	Ø13.5mm	160mm	1
BSB14.0	Ø14mm	160mm	1
BSB14.5	Ø14.5mm	170mm	1
BSB15.0	Ø15mm	170mm	1

Model No:	Size:	Overall Length:	Pack Qty:
BSB15.5	Ø15.5mm	180mm	1
BSB16.0	Ø16mm	180mm	1
BSB16.5	Ø16.5mm	180mm	1
BSB17.0	Ø17mm	185mm	1
BSB17.5	Ø17.5mm	190mm	1
BSB18.0	Ø18mm	190mm	1
BSB18.5	Ø18.5mm	200mm	1
BSB19.0	Ø19mm	200mm	1
BSB19.5	Ø19.5mm	205mm	1
BSB20.0	Ø20mm	205mm	1

Model No:	Size:	Overall Length:	Pack Qty:
BSB20.5	Ø20.5mm	200mm	1
BSB21.0	Ø21mm	210mm	1
BSB21.5	Ø21.5mm	220mm	1
BSB22.0	Ø22mm	220mm	1
BSB22.5	Ø22.5mm	220mm	1
BSB23.0	Ø23mm	215mm	1
BSB23.5	Ø23.5mm	230mm	1
BSB24.0	Ø24mm	230mm	1
BSB24.5	Ø24.5mm	235mm	1
BSB25.0	Ø25mm	240mm	1

C



Siegen

C S01039
6pc HSS Drill Bit Set

HSS Roll forged drill bits manufactured to DIN338. Suitable for general workshop use in both hand and pillar drill applications. Six popular sizes supplied in storage case.

Contents:	Ø2, 3, 4, 5, 6, 8mm
------------------	---------------------

D




MM
Ø1-10mm
Roll Forged

D DBS19RF
19pc HSS Roll Forged Drill Bit Set

General purpose HSS roll forged drill bits manufactured to DIN 338. 118° Point tip. Efficient clog-free swarf clearance. Suitable for use with both hand and pillar drills. Supplied in flip-up metal storage case.

Contents:	Ø1, 1.5, 2, 2.5, 3, 3.5, 4, 4.5, 5, 5.5, 6, 6.5, 7, 7.5, 8, 8.5, 9, 9.5, 10mm
------------------	---

E



HEAVY DUTY

2 YEAR GUARANTEE*

E SEE BELOW
SG Iron Industrial Vices

Bench mounting SG iron vices, impact and fatigue resistant, suitable for professionals. Features jaws made from high carbon steel to provide long-life durability and a heavy-duty anvil strong enough to withstand the rigours of daily use. Precision engineered screw thread ensures smooth and easy jaw operation. Swivel base mounts directly onto workbench.

Model No:	Jaw Width:	Jaw Opening:	Weight:
SGV150	150mm	150mm	14.4kg
SGV200	200mm	200mm	20.5kg

A SEE BELOW**Individual HSS Roll Forged Drill Bits - Metric**

Model No:	Size:	Pack Qty:
DB010RF	Ø1mm	10
DB015RF	Ø1.5mm	10
DB020RF	Ø2mm	10
DB025RF	Ø2.5mm	10
DB030RF	Ø3mm	10
DB035RF	Ø3.5mm	10
DB040RF	Ø4mm	10
DB045RF	Ø4.5mm	10
DB050RF	Ø5mm	10
DB055RF	Ø5.5mm	10
DB060RF	Ø6mm	10
DB065RF	Ø6.5mm	10
DB070RF	Ø7mm	10
DB075RF	Ø7.5mm	10
DB080RF	Ø8mm	10
DB085RF	Ø8.5mm	10
DB090RF	Ø9mm	10
DB095RF	Ø9.5mm	10
DB100RF	Ø10mm	5
DB105RF	Ø10.5mm	5
DB110RF	Ø11mm	5
DB115RF	Ø11.5mm	5
DB120RF	Ø12mm	5
DB125RF	Ø12.5mm	5
DB130RF	Ø13mm	5

**HSS ROLL FORGED****B SEE BELOW****Individual HSS Fully Ground Drill Bits - Metric**

Model No:	Size:	Pack Qty:
DB010FG	Ø1mm	10
DB015FG	Ø1.5mm	10
DB020FG	Ø2mm	10
DB025FG	Ø2.5mm	10
DB030FG	Ø3mm	10
DB035FG	Ø3.5mm	10
DB040FG	Ø4mm	10
DB045FG	Ø4.5mm	10
DB050FG	Ø5mm	10
DB055FG	Ø5.5mm	10
DB060FG	Ø6mm	10
DB065FG	Ø6.5mm	10
DB070FG	Ø7mm	10
DB075FG	Ø7.5mm	10
DB080FG	Ø8mm	10
DB085FG	Ø8.5mm	10
DB090FG	Ø9mm	10
DB095FG	Ø9.5mm	10
DB100FG	Ø10mm	5
DB105FG	Ø10.5mm	5
DB110FG	Ø11mm	5
DB115FG	Ø11.5mm	5
DB120FG	Ø12mm	5
DB125FG	Ø12.5mm	5
DB130FG	Ø13mm	5

**HSS FULLY GROUND****C SEE BELOW****Individual HSS Fully Ground Cobalt Drill Bits - Metric**

Model No:	Size:	Pack Qty:
DB010CB	Ø1mm	10
DB015CB	Ø1.5mm	10
DB020CB	Ø2mm	10
DB025CB	Ø2.5mm	10
DB030CB	Ø3mm	10
DB035CB	Ø3.5mm	10
DB040CB	Ø4mm	10
DB045CB	Ø4.5mm	10
DB050CB	Ø5mm	10
DB055CB	Ø5.5mm	10
DB060CB	Ø6mm	10
DB065CB	Ø6.5mm	10
DB070CB	Ø7mm	10
DB075CB	Ø7.5mm	10
DB080CB	Ø8mm	10
DB085CB	Ø8.5mm	10
DB090CB	Ø9mm	10
DB095CB	Ø9.5mm	10
DB100CB	Ø10mm	5
DB105CB	Ø10.5mm	5
DB110CB	Ø11mm	5
DB115CB	Ø11.5mm	5
DB120CB	Ø12mm	5
DB125CB	Ø12.5mm	5
DB130CB	Ø13mm	5

**HSS FULLY GROUND COBALT****A SEE BELOW****Individual HSS Roll Forged Drill Bits - Imperial**

Model No:	Size:	Pack Qty:
DBI18RF	Ø1/8"	10
DBI316RF	Ø3/16"	10
DBI732RF	Ø7/32"	10
DBI14RF	Ø1/4"	10

B SEE BELOW**Individual HSS Fully Ground Drill Bits - Imperial**

Model No:	Size:	Pack Qty:
DBI18FG	Ø1/8"	10
DBI316FG	Ø3/16"	10
DBI732FG	Ø7/32"	10
DBI14FG	Ø1/4"	10


C SEE BELOW**Individual HSS Fully Ground Cobalt Drill Bits - Imperial**

Model No:	Size:	Pack Qty:
DBI18CB	Ø1/8"	10
DBI316CB	Ø3/16"	10
DBI732CB	Ø7/32"	10
DBI14CB	Ø1/4"	10

D**D AK9910****10pc Ø1/8" Double End Drill Bit Set**


High-speed steel double end drill bits. Ø1/8" Size for pop riveting. Supplied in plastic tube.

Contents: Ø1/8" (3.2mm) (x10)

**G****G AK4730****9pc Ø10mm Spot Weld Cutter & Drill Bit Set**

Suitable for drilling out spot welds on most vehicle panels. Spot weld cutter features spring loaded centre point to guide cutting crown onto weld. 8mm HSS drill with 5% Cobalt for longer life, suitable for more specialist materials including galvanized, boron and high stress steels. Solid Cobalt stock allows resharping, extending product life. Set includes replacement centre points and cutter crowns. Supplied in metal storage case.

Contents: Spot Weld Cutter, Ø8mm Cobalt Spot Weld Drill, Centre Points (x2), Ø10mm Cutter Crowns (x5)
Replacement Cutters (Pack of 2): Z1C2

E**Solid Carbide****E AK4740****Ø8mm Solid Carbide Spot Weld Drill Bit**

Suitable for drilling out spot welds on "Ultra High Strength Steel" also known as Boron steels, can also be used on galvanized stress steels. Packed in high-density case for safe storage.

Diameter:	Ø8mm
Length:	44mm

F**HSS COBALT****F SEE BELOW****HSS Cobalt Spot Weld Drill Bits**

HSS with 5% Cobalt for longer life. Suitable for drilling out spot welds on most common vehicle panels, including galvanized and high stress steels.

Model No:	Size:	Length:
AK4728	Ø6mm	66mm
AK4734	Ø8mm	80mm

118°

118° Split Point Drill Bits

118° Point angles are used primarily in softer materials such as mild steels and cast irons. 135° Split point should be used to cut harder steel materials.

135° Split Point



135° Split Point Drill Bits

With a 135° drill point, you get thicker chips which allows holes to be drilled faster especially when coupled with HSS fully ground off cobalt drill bits. The length of the lips on a 135° point drill, measured from axis to the outer corners, is relatively short. This enables quicker penetration into the workpiece and reduces thrust and abrasion along the cutting edges.

Roll Forged Drill Bits

Entry level drills with 118° tips are ideal for use on softer materials such as mild steel. These drills are perfect for occasional use.

Fully Ground Drill Bits

These are higher quality than roll forged drill bits, featuring 135° tips which allow holes to be drilled faster. Longer lasting and ideal for regular use.

Cobalt Drill Bits

Cobalt drills are much stronger and hard wearing than standard drill bits meaning that they will also last much longer. As well as being stronger than other drill bits, they are able to cut through hardened materials such as cast iron and stainless steel. Cobalt drill bits are our highest quality drill bit and will outlast both roll forged and fully ground versions.

A

Roll Forged

MM



A DBS170RF

170pc HSS Roll Forged Drill Bit Assortment

General purpose HSS roll forged drill bits manufactured to DIN 338. 118° Point tip. Efficient clog-free swarf clearance. Suitable for use with both hand and pillar drills.

Contents: Ø1, 1.5, 2, 2.5, 3, 3.5, 4, 4.5, 5, 5.5, 6, 6.5, 7, 7.5, 8mm (10 of each), Ø8.5, 9, 9.5, 10mm (5 of each)

B

Fully Ground

MM



B DBS99FG

99pc Fully Ground Drill Bit Set

HSS Fully ground drill bit set. 135° Split point is self-centring which helps to reduce thrust, friction and heat and aids easier penetration. Efficient clog-free swarf clearance. Supplied in a metal storage case.

Contents: Ø1.5 (x16), 2 (x16), 2.5 (x15), 3 (x10), 3.2 (x10), 3.5 (x8), 4 (x8), 4.5 (x3), 5 (x3), 5.5 (x2), 6 (x2), 6.5 (x2), 8 (x2), 10mm (x2)

C

Fully Ground

MM



C DBS170FG

170pc HSS Fully Ground Drill Bit Assortment

Fully ground HSS drill bits manufactured to DIN 338. 135° Split point is self-centring which helps to reduce thrust, friction and heat and aids easier penetration. Efficient clog-free swarf clearance. Suitable for use with both hand and pillar drills, particularly on high carbon steels and copper. Supplied in tough composite storage case.

Contents: Ø1, 1.5, 2, 2.5, 3, 3.5, 4, 4.5, 5, 5.5, 6, 6.5, 7, 7.5, 8mm (10 of each), Ø8.5, 9, 9.5, 10mm (5 of each)

D

HSS COBALT

MM



D DBS99CB

99pc HSS Cobalt Fully Ground Drill Bit Set

135° Split point self-centring tips make for easier penetration. 5% Cobalt helps to increase life of drill bit. Suitable for drilling high carbon steel and stainless steel. Supplied in a metal storage case.

Contents: Ø1.5 (x16), 2 (x16), 2.5 (x15), 3 (x10), 3.2 (x10), 3.5 (x8), 4 (x8), 4.5 (x3), 5 (x3), 5.5 (x2), 6 (x2), 6.5 (x2), 8 (x2), 10mm (x2)

E

HSS COBALT

MM



E DBS170CB

170pc HSS Cobalt Fully Ground Drill Bit Assortment

Fully ground HSS Cobalt drill bits manufactured to DIN 338. 5% Cobalt gives increased heat hardness which helps extend the life of the drill bit. 135° Split point is self-centring which helps to reduce thrust and aids an easier penetration. Efficient clog-free swarf clearance. Suitable for drilling high carbon steel and stainless steel. Supplied in tough composite storage case.

Contents: Ø1, 1.5, 2, 2.5, 3, 3.5, 4, 4.5, 5, 5.5, 6, 6.5, 7, 7.5, 8mm (10 of each), Ø8.5, 9, 9.5, 10mm (5 of each)



A AK3715HSS
15pc HSS Drill Bit Set

Set consists of 15 titanium nitride coated high-speed steel drills. Popular range of sizes. Supplied in plastic storage box with rubberised, non-slip coating.

Contents: Ø1.5 (x2), 2 (x2), 2.5 (x2), 3, 3.2, 3.5, 4, 4.5, 5, 6, 8, 10mm



B AK3715M
15pc Masonry Drill Bit Set

Set consists of 15 tungsten steel masonry drills. Popular selection of sizes. Supplied in plastic storage box with rubberised, non-slip coating.

Contents: Ø3 (x3), 4 (x3), 5 (x3), 6 (x2), 8 (x2), 10mm (x2)



C S01039
6pc HSS Drill Bit Set

HSS Roll forged drill bits manufactured to DIN338. Suitable for general workshop use in both hand and pillar drill applications. Six popular sizes supplied in storage case.

Contents: Ø2, 3, 4, 5, 6, 8mm

Always wear eye protection when using these tools. For our range of safety equipment, see pages 1276 to 1301.

D AK8189
5pc Left-Hand Spiral Drill Bit Set

Left-hand drill bits, used for the extraction of snapped studs, screws or fixings. Manufactured from 4121 HSS steel. Supplied in display case.


Contents: Ø3.2, 4.8, 6.4, 8, 8.7mm



E-F SEE BELOW
Edge Ground HSS Drill Bit Sets

Edge ground HSS drill bits manufactured to DIN 338, with a coating to help reduce friction and heat. Suitable for general workshop use in both hand and pillar drill applications. Supplied in flip-up metal storage case.

Model No:	Description:
E S0868	Ø1 - 10mm in 0.5mm increments, 19pc
F S0938	Ø1 - 13mm in 0.5mm increments, 25pc



G-H SEE BELOW
HSS Roll Forged Drill Bit Sets

General purpose HSS roll forged drill bits manufactured to DIN 338. 118° Point tip. Efficient clog-free swarf clearance. Suitable for use with both hand and pillar drills. Supplied in flip-up metal storage case.

Model No:	Description:
G DBS19RF	Ø1 - 10mm in 0.5mm increments, 19pc
H DBS25RF	Ø1 - 13mm in 0.5mm increments, 25pc



A-B SEE BELOW
HSS Fully Ground Drill Bit Sets

Fully ground HSS drill bits designed to reduce friction and heat. 135° Split point enables bits to bite workpiece to start drilling. Efficient clog-free swarf clearance. Ideal for use on high carbon steels, copper and plastics. Supplied in storage case.

Model No:	Description:
A AK47191	Ø1 - 10mm in 0.5mm increments, 19pc
B AK47251	Ø1 - 13mm in 0.5mm increments, 25pc

C-D SEE BELOW
HSS Fully Ground Drill Bit Sets

Manufactured to DIN 338. 135° Split point tip is self-centring, making for easier penetration. Efficient clog-free swarf clearance. Ideal for use on stainless steel and copper. Supplied in storage case.

Model No:	Description:
C AK4719	Ø1 - 10mm in 0.5mm increments, 19pc
D AK4725	Ø1 - 13mm in 0.5mm increments, 25pc



E-F SEE BELOW
HSS Tri-Point M2 Drill Bit Sets

Tri-point, self-centring tip allows for a quicker cut. Three flatted shank for improved chuck grip in sizes 5mm and above. Engineered design allows drilling on curved surfaces. Supplied in a plastic storage case with rubber corner protectors.

Model No:	Description:
E AK4705	Ø1 - 10mm in 0.5mm increments, 19pc
F AK4706	Ø1 - 13mm in 0.5mm increments, 25pc

G-H SEE BELOW
HSS Cobalt Fully Ground Drill Bit Sets

Fully ground HSS with 5% Cobalt makes these ideal for drilling extra hard materials. 135° Split point tip enables bits to bite workpiece quickly, reducing the need for centre mark. Drills can be resharpened without affecting their performance. Supplied in metal storage case.

Model No:	Description:
G AK4701	Ø1 - 10mm in 0.5mm increments, 19pc
H AK4702	Ø1 - 13mm in 0.5mm increments, 25pc



A AK3715W
15pc Brad Point Wood Drill Bit Set
 Brad point tips and outer spurs allow for faster and more accurate drilling into both hard and soft woods. Popular range of sizes. Supplied in plastic storage box with rubberised, non-slip coating.

Contents: Ø3 (x3), 3.5 (x2), 4 (x2), 4.5, 5, 5.5, 6, 6.5, 7, 8, 10mm



B AK3718MW
18pc Wood/Masonry Drill Bit Set
 Set consists of nine bradpoint drills and nine tungsten steel masonry drills. Popular range of sizes. Supplied in plastic storage box with rubberised, non-slip coating.

Contents: Masonry; Ø3, 3, 4, 4, 5, 5, 6, 8, 10mm, Wood; Ø3, 3, 4, 4, 5, 5, 6, 8, 10mm



C AK3707FW
7pc 1/4"Hex Shank Flat Wood Drill Bit Set
 Set consists of seven titanium coated flat wood drills. 1/4" Shank allows for a quick change between different drill bits. Popular range of sizes. Supplied in plastic storage box with rubberised, non-slip coating.

Contents: Ø10, 12, 16, 19, 22, 25, 32mm



D AK3HD
3pc Hinge Drill Set
 Use hinge as template by drilling directly through the holes. Spring-loaded sleeve has a chamfered tip to position centrally in hole. 1/4"Hex shank.

Contents: Hinge Drill Bits; 7/64" x 87mm, 9/64" x 89mm, 11/64" x 98mm, 2.5mm Hex Key




E SEE BELOW
Flat Wood Drill Bits

Fully hardened high performance drill bit, for use in wood and wood-like materials. Hex shank for precise and extra grip. Supplied in a plastic wallets.

Model No:	Size:	Overall Length:
FWB60	Ø6mm	152mm
FWB80	Ø8mm	152mm
FWB10	Ø10mm	152mm
FWB12	Ø12mm	152mm
FWB13	Ø13mm	152mm
FWB14	Ø14mm	152mm
FWB16	Ø16mm	152mm

Model No:	Size:	Overall Length:
FWB18	Ø18mm	152mm
FWB20	Ø20mm	152mm
FWB22	Ø22mm	152mm
FWB24	Ø24mm	152mm
FWB25	Ø25mm	152mm
FWB28	Ø28mm	152mm
FWB30	Ø30mm	152mm


Model No:	Size:	Overall Length:
FWB32	Ø32mm	152mm
FWB35	Ø35mm	152mm
FWB38	Ø38mm	152mm



F FWBEXT
300mm Flat Wood Bit Extension

Hex shank for precise and extra grip. Two grub screws for secure fitting of flat wood drill bits.





A SEE BELOW

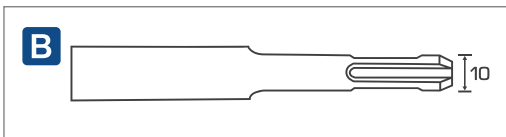
Auger Wood Drill Bits

These quality auger wood drill bits have a hexagonal shank for higher torque ranges demanded by this drill type. Drill bits are fully hardened and have a screw point to aid location and smooth drilling. Supplied in a plastic wallet.

Model No:	Size:	Overall Length:
AW6X155	Ø6mm	155mm
AW6X235	Ø6mm	235mm
AW8X155	Ø8mm	155mm
AW8X235	Ø8mm	235mm
AW8X460	Ø8mm	460mm
AW10X155	Ø10mm	155mm
AW10X235	Ø10mm	235mm
AW10X460	Ø10mm	460mm
AW10X600	Ø10mm	600mm
AW12X155	Ø12mm	155mm
AW12X235	Ø12mm	235mm
AW12X460	Ø12mm	460mm
AW12X600	Ø12mm	600mm
AW13X155	Ø13mm	155mm
AW13X235	Ø13mm	235mm
AW13X460	Ø13mm	460mm
AW14X155	Ø14mm	155mm
AW14X235	Ø14mm	235mm
AW14X460	Ø14mm	460mm

Model No:	Size:	Overall Length:
AW14X600	Ø14mm	600mm
AW16X100	Ø16mm	100mm
AW16X155	Ø16mm	155mm
AW16X235	Ø16mm	235mm
AW16X460	Ø16mm	460mm
AW16X600	Ø16mm	600mm
AW18X155	Ø18mm	155mm
AW18X235	Ø18mm	235mm
AW18X460	Ø18mm	460mm
AW18X600	Ø18mm	600mm
AW20X100	Ø20mm	100mm
AW20X155	Ø20mm	155mm
AW20X235	Ø20mm	235mm
AW20X460	Ø20mm	460mm
AW20X600	Ø20mm	600mm
AW22X155	Ø22mm	155mm
AW22X235	Ø22mm	235mm
AW22X460	Ø22mm	460mm
AW22X600	Ø22mm	600mm

Model No:	Size:	Overall Length:
AW25X100	Ø25mm	100mm
AW25X155	Ø25mm	155mm
AW25X235	Ø25mm	235mm
AW25X460	Ø25mm	460mm
AW25X600	Ø25mm	600mm
AW28X155	Ø28mm	155mm
AW28X235	Ø28mm	235mm
AW28X460	Ø28mm	460mm
AW28X600	Ø28mm	600mm
AW30X155	Ø30mm	155mm
AW30X235	Ø30mm	235mm
AW30X460	Ø30mm	460mm
AW30X600	Ø30mm	600mm
AW32X155	Ø32mm	155mm
AW32X235	Ø32mm	235mm
AW32X460	Ø32mm	460mm
AW32X600	Ø32mm	600mm




B SEE BELOW

SDS Plus Auger Wood Drill Bits

SDS Plus auger wood drill bits are to the same specification as the auger drill bits but with the SDS Plus shank. Ideal for use with 2kg SDS Plus drills with hammer action switched off. Supplied in a plastic wallet.

Model No:	Size:	Overall Length:
SA6X200	Ø6mm	200mm
SA8X200	Ø8mm	200mm
SA10X235	Ø10mm	235mm
SA12X235	Ø12mm	235mm
SA13X235	Ø13mm	235mm
SA14X235	Ø14mm	235mm
SA16X235	Ø16mm	235mm
SA19X235	Ø19mm	235mm
SA20X235	Ø20mm	235mm
SA22X235	Ø22mm	235mm
SA25X235	Ø25mm	235mm



For our range of Safety Goggles and Gloves, see pages 1277 to 1287.



C DJ02
7pc Angled Pocket Dowelling Jig Set
 Pocket-sized 15° angled dowel jig set. Set includes 6, 8, 10mm drill bit guides and adaptor.

D CP20VDD
20V Ø13mm Cordless Combi Drill/Driver
 For full details, see page 847.

Hex Shank

Hex shank drill bits are ideal for when you need to change between multiple drill bits quickly and saves the need to constantly have to loosen and re-tighten your chuck. The shape of these drill bits also means that you get more grip, making these perfect for use on harder materials. Always make sure that the bit has been fully tightened before use to ensure that it drills straight or else it may cause breakage.

Ø6mm Shank

These are the most common sizes of drill bits found on the market and offer incredible reliability. They have a Ø6mm diameter and will fit into most hand and pillar drills.

118° 118° Split Point Drill Bits

118° Point angles are used primarily in softer materials such as mild steels and cast irons. 135° Split point drills should be used to cut harder steel materials.

135° Split Point Drill Bits

135° Split Point



With a 135° drill point, you get thicker chips which allow holes to be drilled faster, especially when coupled with HSS fully ground off cobalt drill bits. The length of the lips on a 135° point drill, measured from axis to the outer corners, is relatively short. This enables quicker penetration into the workpiece and reduces thrust and abrasion along the cutting edges.

Roll Forged Drill Bits

Entry level drills with 118° tips are ideal for use on softer materials such as mild steel. These drills are perfect for occasional use.

Fully Ground Drill Bits

These are higher quality than roll forged drill bits, featuring 135° tips which allow holes to be drilled faster. Longer lasting and ideal for regular use.

Cobalt Drill Bits

Cobalt drills are much stronger and hard wearing than standard drill bits, meaning that they will also last much longer. As well as being stronger than other drill bits, they are able to cut through hardened materials such as cast iron and stainless steel. Cobalt drill bits are our highest quality drill bit and will outlast both roll forged and fully ground versions.

A

1/4" Hex Drive Ø3-10mm MM



A AK4720 20pc 1/4"Hex Shank Assorted Drill Bit Set

Comprehensive set of drill bits for use on wood, masonry and metal. Fitted with 1/4"Hex shank for quick and convenient changing. Supplied in tool roll.

Contents: Drill Bits; HSS Coated - Ø3 (x2), 4 (x2), 5, 6, 8, 10mm, Wood - Ø3, 4, 5, 6, 8, 10mm, Masonry - Ø3, 4, 5.5, 6, 8, 10mm

B

Icons for bit types: Slotted, Phillips, Pozi, TRX-Star, Square, Hex, and Nut Drivers. MM



B AK4798 98pc Drill & Bit Accessory Set

Comprehensive set of drill bits for use on wood, masonry and metal. Range of 25 and 50mm bits; Slotted, Phillips, Pozi, TRX-Star*, nut drivers and countersink bit. Stainless steel magnetic bit holder. Supplied in tool roll.

Contents: Drill Bits; HSS Coated - Ø1.5, 2, 2.5, 3, 3.2, 3.5, 4, 4.5, 4.8, 5, 5.5, 6, 6.5mm, Masonry - Ø3, 5.5, 6, 7, 8, 10mm, Wood - Ø3, 3.2, 3.5, 4, 4.5, 4.8, 5, 5.5, 6, 6.5, 7, 7.5, 8mm, 25mm Bits; Slotted - 4, 5, 6, 7mm, Phillips - #0 (x2), #1 (x2), #2 (x3), #3 (x2), Pozi - #0 (x2), #1 (x3), #2 (x4), #3 (x2), TRX-Star* - T10, T15, T20, T25, T27, T30, Hex - 3, 4 (x2), 5 (x2), 6mm, Square Drive - Sq1, Sq2, Sq3, 50mm Bits; Slotted - 4, 6, 7mm, Phillips - #0, #1, #2, #3, Pozi - #1, #2 (x2), #3, TRX-Star* - T10, T15, T20, Nut Drivers; 5 (x2), 6, 7, 8, 9, 10, 11, 12, 13mm, Stainless Steel Bit Holder, Countersink Bit

C NEW

Icons for bit types: Slotted, Phillips, Pozi, TRX-Star, and Nut Drivers. MM



C AK3735 35pc Drill & Bit Accessory Set

Comprehensive set of drill bits for use on wood, masonry and metal. Manufactured to DIN 3126 specification. Range of 25mm bits; Slotted, Phillips, Pozi, TRX-Star*, magnetic nut holders, stainless steel bit holder. Supplied in storage case.

Contents: Drill Bits; HSS Coated - Ø1.5, 2, 3, 4, 5, 6mm, Masonry - Ø3, 4, 5.6, 7, 8mm, Wood - Ø3, 4, 5, 6, 7, 8mm, 25mm Bits; Slotted - 4, 5, 6mm, Phillips - #1, #2, #3, Pozi - #1, #2, #3, TRX-Star* - T10, T20, T30, Magnetic Nut Holders; 6, 8, 10mm, Stainless Steel Bit Holder, Countersink Bit

D

MM



D AK3717TCM 17pc HSS/Masonry Drill Bit Set

Set consists of 12 titanium nitride coated high-speed steel drills and five tungsten steel masonry drills. Popular range of sizes. Supplied in plastic storage box with rubberised, non-slip coating.

Contents: HSS; Ø1.5, 2, 2.5, 3, 3.2, 3.5, 4, 4.5, 4.8, 5, 5.5, 6mm, Masonry; Ø3, 5, 6, 8, 10mm



A

MM



A SEE BELOW

Rotary Impact/Masonry Drill Bits

Ideal for general purpose drilling into most masonry materials. Supplied in a plastic wallet.

Model No:	Size:	Overall Length:
SS4X85	Ø4mm	85mm
SS45X85	Ø4.5mm	85mm
SS5X100	Ø5mm	100mm
SS5X150	Ø5mm	150mm
SS55X100	Ø5.5mm	100mm
SS55X150	Ø5.5mm	150mm
SS6X100	Ø6mm	100mm
SS6X150	Ø6mm	150mm
SS65X100	Ø6.5mm	100mm
SS65X150	Ø6.5mm	150mm
SS65X300	Ø6.5mm	300mm
SS7X100	Ø7mm	100mm
SS7X150	Ø7mm	150mm
SS7X300	Ø7mm	300mm
SS8X120	Ø8mm	120mm
SS8X150	Ø8mm	150mm

Model No:	Size:	Overall Length:
SS8X200	Ø8mm	200mm
SS8X250	Ø8mm	250mm
SS8X300	Ø8mm	300mm
SS8X400	Ø8mm	400mm
SS9X120	Ø9mm	120mm
SS10X150	Ø10mm	150mm
SS10X200	Ø10mm	200mm
SS10X300	Ø10mm	300mm
SS10X400	Ø10mm	400mm
SS10X600	Ø10mm	600mm
SS11X150	Ø11mm	150mm
SS11X300	Ø11mm	300mm
SS12X150	Ø12mm	150mm
SS12X200	Ø12mm	200mm
SS12X300	Ø12mm	300mm
SS12X400	Ø12mm	400mm

Model No:	Size:	Overall Length:
SS12X600	Ø12mm	600mm
SS13X150	Ø13mm	150mm
SS13X300	Ø13mm	300mm
SS13X400	Ø13mm	400mm
SS13X600	Ø13mm	600mm
SS14X150	Ø14mm	150mm
SS14X300	Ø14mm	300mm
SS14X400	Ø14mm	400mm
SS14X600	Ø14mm	600mm
SS15X400	Ø15mm	400mm
SS16X150	Ø16mm	150mm
SS16X300	Ø16mm	300mm
SS18X150	Ø18mm	150mm
SS18X300	Ø18mm	300mm
SS18X400	Ø18mm	400mm

B



C



D



E



F



G



H



H AK5708

8pc Tungsten Carbide Tipped Masonry Drill Bit Set

Tungsten carbide tipped for prolonged life and heavy-duty use. Shank features a special flute design for fast and effective waste removal. Set covers sizes from Ø3 to 10mm. Supplied in storage case.

Contents: Ø3, 4, 5.5, 6, 7, 8, 9, 10mm

B-G SEE BELOW

Chucks & Keys

Model No:	Description:
B DC003	10mm Keyless Drill Chuck - 3/8"-24UNF
B C3812K	10mm Keyless Drill Chuck - 1/2"-20UNF
B DC004	13mm Keyless Drill Chuck - 1/2"-20UNF
C DC005	13mm Keyless Drill Chuck Single Sleeve 1/2"-20UNF
D DC006	13mm Keyless Drill Chuck Auto Lock 1/2"-20UNF

Model No:	Description:
E DC001	10mm Drill Chuck & Key - 3/8"-24UNF
E DC002	13mm Drill Chuck & Key - 1/2"-20UNF
E C1212	13mm Chuck & Key - 1/2"-20UNF
F S2	10mm & 13mm S2 Chuck Key
F S3	16mm S3 Chuck Key
G DC/J-38K-L	10mm L-Shape Chuck Key

H



A



A WDCS

13pc SDS Plus Drill Bit & Chisel Set

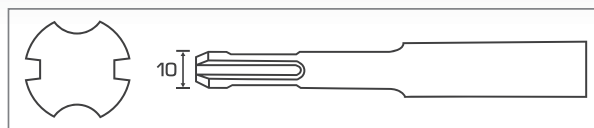
Most popular sized SDS Plus drill bits included in one set. Professional quality steels for SDS Plus and Roto-Stop machines only. Supplied in sturdy storage case.

Contents: SDS Plus Drill Bits; Ø5.5 x 160, 6 x 160, 7 x 160, 8 x 210, 10 x 210, 10 x 260, 12 x 210, 12 x 260, 14 x 260mm, SDS Plus Chisels; Point, Gouge, Flat (20mm), Wide (40mm)

B



MM



Supplied on a Hanging Tag.

B SEE BELOW

SDS Plus Drill Bits

Model No:	Size:	Overall Length:
SDS4X110	Ø4mm	110mm
SDS4X160	Ø4mm	160mm
SDS5X110	Ø5mm	110mm
SDS5X160	Ø5mm	160mm
SDS5.5X110	Ø5.5mm	110mm
SDS5.5X160	Ø5.5mm	160mm
SDS5.5X210	Ø5.5mm	210mm
SDS6X110	Ø6mm	110mm
SDS6X160	Ø6mm	160mm
SDS6X210	Ø6mm	210mm
SDS6X260	Ø6mm	260mm
SDS6.5X110	Ø6.5mm	110mm
SDS6.5X160	Ø6.5mm	160mm
SDS6.5X210	Ø6.5mm	210mm
SDS6.5X260	Ø6.5mm	260mm
SDS7X110	Ø7mm	110mm
SDS7X160	Ø7mm	160mm
SDS7X210	Ø7mm	210mm
SDS8X110	Ø8mm	110mm
SDS8X160	Ø8mm	160mm
SDS8X210	Ø8mm	210mm
SDS8X260	Ø8mm	260mm
SDS8X310	Ø8mm	310mm
SDS8X450	Ø8mm	450mm
SDS10X110	Ø10mm	110mm
SDS10X160	Ø10mm	160mm
SDS10X260	Ø10mm	260mm
SDS10X310	Ø10mm	310mm
SDS10X360	Ø10mm	360mm
SDS10X450	Ø10mm	450mm
SDS10X600	Ø10mm	600mm
SDS10X1000	Ø10mm	1000mm

Model No:	Size:	Overall Length:
SDS11X160	Ø11mm	160mm
SDS11X310	Ø11mm	310mm
SDS11X450	Ø11mm	450mm
SDS12X160	Ø12mm	160mm
SDS12X210	Ø12mm	210mm
SDS12X260	Ø12mm	260mm
SDS12X310	Ø12mm	310mm
SDS12X450	Ø12mm	450mm
SDS12X600	Ø12mm	600mm
SDS12X1000	Ø12mm	1000mm
SDS13X160	Ø13mm	160mm
SDS13X310	Ø13mm	310mm
SDS13X450	Ø13mm	450mm
SDS14X160	Ø14mm	160mm
SDS14X210	Ø14mm	210mm
SDS14X260	Ø14mm	260mm
SDS14X310	Ø14mm	310mm
SDS14X450	Ø14mm	450mm
SDS14X600	Ø14mm	600mm
SDS14X1000	Ø14mm	1000mm
SDS15X160	Ø15mm	160mm
SDS15X210	Ø15mm	210mm
SDS15X260	Ø15mm	260mm
SDS15X450	Ø15mm	450mm
SDS16X160	Ø16mm	160mm
SDS16X200	Ø16mm	200mm
SDS16X250	Ø16mm	250mm
SDS16X300	Ø16mm	300mm
SDS16X450	Ø16mm	450mm
SDS16X600	Ø16mm	600mm
SDS16X800	Ø16mm	800mm
SDS16X1000	Ø16mm	1000mm

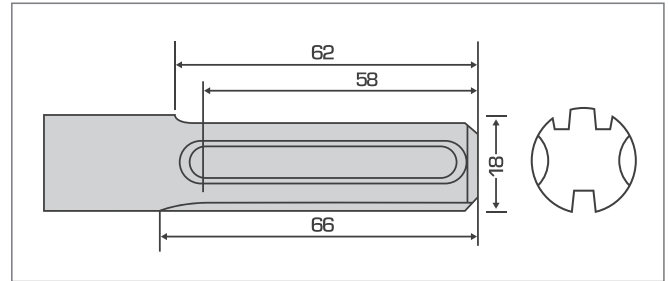
Model No:	Size:	Overall Length:
SDS17X200	Ø17mm	200mm
SDS18X200	Ø18mm	200mm
SDS18X250	Ø18mm	250mm
SDS18X300	Ø18mm	300mm
SDS18X450	Ø18mm	450mm
SDS18X600	Ø18mm	600mm
SDS18X1000	Ø18mm	1000mm
SDS19X200	Ø19mm	200mm
SDS19X450	Ø19mm	450mm
SDS20X200	Ø20mm	200mm
SDS20X300	Ø20mm	300mm
SDS20X450	Ø20mm	450mm
SDS20X600	Ø20mm	600mm
SDS20X1000	Ø20mm	1000mm
SDS22X250	Ø22mm	250mm
SDS22X450	Ø22mm	450mm
SDS22X600	Ø22mm	600mm
SDS22X1000	Ø22mm	1000mm
SDS23X250	Ø23mm	250mm
SDS23X450	Ø23mm	450mm
SDS24X250	Ø24mm	250mm
SDS24X450	Ø24mm	450mm
SDS25X250	Ø25mm	250mm
SDS25X450	Ø25mm	450mm
SDS25X600	Ø25mm	600mm
SDS25X1000	Ø25mm	1000mm
SDS26X250	Ø26mm	250mm
SDS26X450	Ø26mm	450mm
SDS28X450	Ø28mm	450mm
SDS30X450	Ø30mm	450mm

A



Supplied on a Hanging Tag.

MM



A SEE BELOW
SDS MAX Drill Bits

Model No:	Size:	Overall Length:
MAX12X340	Ø12mm	340mm
MAX12X540	Ø12mm	540mm
MAX13X340	Ø13mm	340mm
MAX13X540	Ø13mm	540mm
MAX14X340	Ø14mm	340mm
MAX14X540	Ø14mm	540mm
MAX15X340	Ø15mm	340mm
MAX15X540	Ø15mm	540mm
MAX16X340	Ø16mm	340mm
MAX16X540	Ø16mm	540mm
MAX16X920	Ø16mm	920mm
MAX18X340	Ø18mm	340mm
MAX18X540	Ø18mm	540mm
MAX18X940	Ø18mm	940mm
MAX19X340	Ø19mm	340mm
MAX19X540	Ø19mm	540mm
MAX20X320	Ø20mm	320mm
MAX20X520	Ø20mm	520mm
MAX20X920	Ø20mm	920mm
MAX22X320	Ø22mm	320mm
MAX22X520	Ø22mm	520mm

Model No:	Size:	Overall Length:
MAX22X920	Ø22mm	920mm
MAX24X320	Ø24mm	320mm
MAX24X520	Ø24mm	520mm
MAX25X320	Ø25mm	320mm
MAX25X520	Ø25mm	520mm
MAX25X920	Ø25mm	920mm
MAX25X1320	Ø25mm	1320mm
MAX26X340	Ø26mm	340mm
MAX26X520	Ø26mm	520mm
MAX28X370	Ø28mm	370mm
MAX28X570	Ø28mm	570mm
MAX30X370	Ø30mm	370mm
MAX30X570	Ø30mm	570mm
MAX32X370	Ø32mm	370mm
MAX32X570	Ø32mm	570mm
MAX32X920	Ø32mm	920mm

Model No:	Size:	Overall Length:
MAX32X1320	Ø32mm	1320mm
MAX35X370	Ø35mm	370mm
MAX35X570	Ø35mm	570mm
MAX38X370	Ø38mm	370mm
MAX38X570	Ø38mm	570mm
MAX40X370	Ø40mm	370mm
MAX40X570	Ø40mm	570mm
MAX40X920	Ø40mm	920mm
MAX40X1320	Ø40mm	1320mm

B



B 314C
5pc SDS MAX Demolition Kit

Five SDS MAX chisels supplied in a sturdy storage case.

Contents: Pointed Chisels; Ø18 x 280, 18 x 400mm, Flat Chisels; 24 x 280, 24 x 400, 50 x 360mm



Ear Defenders
For our full range of Ear Defenders, see page 1290.



C-F SEE BELOW
Adaptors

Model No:	Description:
C SDSADA	SDS Plus Adaptor
D B3K	Chuck Adaptor - SDS MAX to K Taper
E K1K	Chuck Adaptor - Kango 950 to K Taper
F B3S	Adaptor SDS MAX to SDS Plus

G

1500W Ø40mm



G SDSMAX40
Ø40mm SDS MAX
Rotary Hammer Drill 1500W/230V

For full details, see page 877.



A



25mm



50mm

A SEE BELOW

HSS M2 Rotabors


Manufactured from HSS M2 steel for fast and accurate hole drilling. Universal 19mm Weldon shank means these rotabors are suitable for use with Sealey and other leading brands of magnetic drills. Available in 25mm and 50mm cutting depths.

Model No:	Cut Depth:	Size:
RBHSS12S	25mm	Ø12mm
RBHSS13S	25mm	Ø13mm
RBHSS14S	25mm	Ø14mm
RBHSS15S	25mm	Ø15mm
RBHSS16S	25mm	Ø16mm
RBHSS17S	25mm	Ø17mm
RBHSS18S	25mm	Ø18mm
RBHSS19S	25mm	Ø19mm
RBHSS20S	25mm	Ø20mm
RBHSS21S	25mm	Ø21mm
RBHSS22S	25mm	Ø22mm
RBHSS23S	25mm	Ø23mm
RBHSS24S	25mm	Ø24mm
RBHSS25S	25mm	Ø25mm
RBHSS26S	25mm	Ø26mm
RBHSS27S	25mm	Ø27mm
RBHSS28S	25mm	Ø28mm
RBHSS29S	25mm	Ø29mm
RBHSS30S	25mm	Ø30mm
RBHSS31S	25mm	Ø31mm
RBHSS32S	25mm	Ø32mm
RBHSS33S	25mm	Ø33mm
RBHSS34S	25mm	Ø34mm
RBHSS35S	25mm	Ø35mm
RBHSS36S	25mm	Ø36mm
RBHSS37S	25mm	Ø37mm

*RSPB Pilot Drills Only

Model No:	Cut Depth:	Size:
RBHSS38S	25mm	Ø38mm
RBHSS39S	25mm	Ø39mm
RBHSS40S	25mm	Ø40mm
RBHSS41S	25mm	Ø41mm
RBHSS42S	25mm	Ø42mm
RBHSS43S	25mm	Ø43mm
RBHSS44S	25mm	Ø44mm
RBHSS45S	25mm	Ø45mm
RBHSS46S	25mm	Ø46mm
RBHSS47S	25mm	Ø47mm
RBHSS48S	25mm	Ø48mm
RBHSS49S	25mm	Ø49mm
RBHSS50S	25mm	Ø50mm
RBHSS51S	25mm	Ø51mm
RBHSS12L	50mm	Ø12mm
RBHSS13L*	50mm	Ø13mm
RBHSS14L*	50mm	Ø14mm
RBHSS15L	50mm	Ø15mm
RBHSS16L	50mm	Ø16mm
RBHSS17L	50mm	Ø17mm
RBHSS18L	50mm	Ø18mm
RBHSS19L	50mm	Ø19mm
RBHSS20L	50mm	Ø20mm
RBHSS21L	50mm	Ø21mm
RBHSS22L	50mm	Ø22mm
RBHSS23L	50mm	Ø23mm
RBHSS24L	50mm	Ø24mm

B



B SEE BELOW

Pilot Rods

Available in two sizes, RBSP suitable for 25mm cut Rotabors and WRBLP suitable for 50mm cut Rotabors.

Model No:	Description:	Length:
RBSP	Short Straight Pin	77mm
WRBLP	Long Straight Pin	102mm

Model No:	Cut Depth:	Size:
RBHSS25L	50mm	Ø25mm
RBHSS26L	50mm	Ø26mm
RBHSS27L	50mm	Ø27mm
RBHSS28L	50mm	Ø28mm
RBHSS29L	50mm	Ø29mm
RBHSS30L	50mm	Ø30mm
RBHSS31L	50mm	Ø31mm
RBHSS32L	50mm	Ø32mm
RBHSS33L	50mm	Ø33mm
RBHSS34L	50mm	Ø34mm
RBHSS35L	50mm	Ø35mm
RBHSS36L	50mm	Ø36mm
RBHSS37L	50mm	Ø37mm
RBHSS38L	50mm	Ø38mm
RBHSS39L	50mm	Ø39mm
RBHSS40L	50mm	Ø40mm
RBHSS41L	50mm	Ø41mm
RBHSS42L	50mm	Ø42mm
RBHSS43L	50mm	Ø43mm
RBHSS44L	50mm	Ø44mm
RBHSS45L	50mm	Ø45mm
RBHSS46L	50mm	Ø46mm
RBHSS47L	50mm	Ø47mm
RBHSS48L	50mm	Ø48mm
RBHSS49L	50mm	Ø49mm
RBHSS50L	50mm	Ø50mm
RBHSS51L	50mm	Ø51mm



C

110V

HEAVY DUTY



Control Panel

C MAG60110VHD

60mm Heavy-Duty Magnetic Drilling Machine 110V

Manufactured using high quality components for performance and reliability. Made from heavy-duty die-cast magnesium alloy with a variable speed gearbox for greater accuracy. Fitted with a powerful magnet to ensure unit stays adhered at any angle and a double dovetail groove to increase the stroke length. Includes safety fixing strap and integrated coolant system to extend the life of cutters and increase the quality of the cut. Can be used with a 16mm twist drill chuck and M8 to M20 Tapping chucks. Designed for use in fabrication, construction and other applications when drilling/tapping ferrous metal.

D

230V



D MAG35230VLP

35mm Low Profile Magnetic Drilling Machine 230V

Manufactured using high quality components for performance and reliability. Lightweight and compact unit made with a low profile for those difficult to get to places. Fitted with a powerful magnet to ensure unit stays adhered at any angle. Includes safety fixing strap. Designed for use in fabrication, construction and other applications when drilling ferrous metal.

A



A Wdckit5
Diamond 5 Core Kit

Contents: Diamond Cores; Ø38, Ø52, Ø65, Ø117, Ø127mm, SDS Plus Adaptors; 100, 300mm, Hex Adaptors; Ø13mm - 100, 300mm, 10mm 'A-Taper' Pilot, Extractor Drift



A



B



B SEE BELOW
Core-to-Go Dry Diamond Core Drill Bits

Best results when used with a purpose-built core drilling machine. SDS machines can be used but the drilling speed and diamond core life will be greatly reduced. Suitable for fast and accurate drilling of holes through concrete, masonry and brickwork. Each core supplied with hex drive adaptor, pilot drill and extractor drift (excludes CTG22 & CTG28).

Model No:	Size:	Length:
CTG22	Ø22mm	300mm
CTG28	Ø28mm	300mm
CTG32	Ø32mm	150mm
CTG38	Ø38mm	150mm
CTG48	Ø48mm	150mm
CTG52	Ø52mm	150mm
CTG65	Ø65mm	150mm
CTG78	Ø78mm	150mm
CTG107	Ø107mm	150mm
CTG117	Ø117mm	150mm
CTG127	Ø127mm	150mm
CTG150	Ø150mm	150mm

C



C DDP
200mm Pilot Drill

E



E DDAH
Hex Standard Adaptor Pack
Includes drift key and pilot rod.

G



G DDAHL
310mm Hex Adaptor Pack
Includes drift key and pilot rod.

I

J



I-J SEE BELOW
Standard Adaptors

Model No:	Description:
I DDAHO	100mm Hex Standard Adaptor
J DDAS0	100mm SDS Plus Standard Adaptor

D



D DDD
Drift Key
For removal of guide rod or taper drill from the adaptor.

F



F DDAS
SDS Plus Standard Adaptor Pack
Includes drift key and pilot rod.

H



H DDASL
310mm SDS Plus Adaptor Pack
Includes drift key and pilot rod.

K



K DDA250EX
250mm Extension Rod
250mm Threaded 1/2" BSP extension bar with taper for pilot rod/drill.

A-E SEE BELOW

Hex Diamond Drill Bits

Vacuum brazed diamond drill bits. Hex shank for use with drills. Fast dry drilling in to porcelain tiles.

Model No:	Size:
A DBD6H	Ø6mm
B DBD7H	Ø7mm
C DBD8H	Ø8mm
D DBD10H	Ø10mm
E DBD12H	Ø12mm



G DB01
Deburring Tool with Spare Blade

Composite handgrip with interchangeable swivel cutting bits. Spare cutter stored in handle. Suitable for deburring pipes and sheet materials.

Length: 150mm



H SEE BELOW
Pilot Drills

Suitable for use with hole saw arbors.

Model No:	Application:	Length:
HKPD75	HKA1430	75mm
HKPD105	HKA32152	105mm




F CP20VDDKIT1
2Ah Ø13mm Combi Drill/Driver Kit

For full details, see page 847.

Contents:
CP20VDD - Combi Drill/Driver
CP20VBP2 - 2Ah Battery
CP20VMC - Battery Charger
CP1200CB - Canvas Storage Bag

J SR701
100 x 600mm Hex Shank Mixer Paddle

Designed to combine liquids so they're ready for use. The paddle mixer works great for paint, slurry, plaster, adhesives and textured coatings. Constructed using carbon steel with an electroplated finish. Fix the mixer into the chuck on your drill, tighten and you are ready to go. For an easy storage solution, use the rubber hanger supplied with the paddle mixer.




I DB02
Deburring Tool with Blade

Fast, effective and efficient way of deburring holes, slots and edges.

Length: 147mm

Replacement Blade: DB02B



K SEE BELOW
Arbor with Pilot Drill

Model No:	Description:
WHSHL	Ø32-152mm Hex Mandrel
WHSSL	Ø32-152mm SDS Plus Mandrel
WHSSS	Ø14-30mm SDS Plus Mandrel



A SEE BELOW

Individual Hole Saws

Manufactured from Bi-Metal M3 steel with milled teeth for fast accurate cuts and long-life.

Model No:	Size:
WHS16	Ø16mm
WHS19	Ø19mm
WHS20	Ø20mm
WHS22	Ø22mm
WHS25	Ø25mm
WHS29	Ø29mm
WHS32	Ø32mm
WHS35	Ø35mm
WHS38	Ø38mm
WHS40	Ø40mm
WHS44	Ø44mm
WHS51	Ø51mm
WHS57	Ø57mm
WHS64	Ø64mm
WHS70	Ø70mm
WHS76	Ø76mm
WHS79	Ø79mm
WHS83	Ø83mm
WHS92	Ø92mm
WHS102	Ø102mm
WHS114	Ø114mm
WHS127	Ø127mm
WHS152	Ø152mm



B WSPHSK

9pc Plumber's Hole Saw Kit

Bi-metal blades. Professional quality kit in metal storage case.

Contents: Hole Saws (1 of each); Ø19, 22, 29, 38, 44, 57mm; Simple Arbor (x1), Quick Release Arbor (x1), Adaptor (x1)



C WSEHSK

9pc Electrician's Hole Saw Kit

Bi-metal blades. Professional quality kit in metal storage case.

Contents: Hole Saws (1 of each); Ø16, 20, 25, 32, 40, 51mm; Simple Arbor (x1), Quick Release Arbor (x1), Adaptor (x1)



D WDLK

9pc Downlight Hole Saw Kit

Fits most common sizes of downlights.

Contents: Hole Saws; Ø51, 60, 65, 72, 75 86mm, Mandrel and Pilot Drive, Hex Key



E SEE RIGHT


Electroplated Diamond Hole Saws

Electroplated diamond coated hole saws with a diamond coated cutting edge that allows precise chip-free cutting of glass, granite, marble and ceramics. Integrated water-cooling sponge that prolongs the life of the cutting edge by reducing heat build-up. Sponge must be soaked in water before use. Multiple cutting depths and diameter ranges makes these hole saws ideal for plumbing and electrical installations. Rounded 10mm hex shank means they will fit both handheld and pillar drill chucks.

Model No:	Cutting Depth:	Size:
DHS18	45mm	Ø18mm
DHS20	45mm	Ø20mm
DHS22	45mm	Ø22mm
DHS25	45mm	Ø25mm
DHS30	45mm	Ø30mm
DHS45	45mm	Ø45mm
DHS60	45mm	Ø60mm

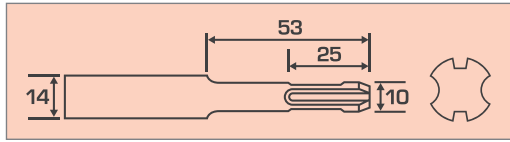
A-G SEE BELOW

SDS Plus Breaker Steels



Supplied on Hanging Tag.

Breaker Steels
 We stock a wide range of breaker steels and chisels to cover all types of applications across 18 types of fittings. These heavy-duty breakers and chisels are perfect for use with concrete, demolition work, render removal, chasing and many other different tasks.



A SEE BELOW

250mm Chisels - SDS Plus

Fits most SDS Plus Roto-Stop Hammer Drills.

Model No:	Length:	Width:
D1CH	250mm	20mm
D1WC	250mm	40mm




B D75W

75 x 165mm Wide Chisel - SDS Plus

Wide SDS Plus chisel. Fits most SDS Plus Roto-Stop Hammer Drills. Ideal for use on concrete and masonry. Suitable for the quick and easy removal of tiles, chipping and chiselling as well as breaking through and light demolition work.

Length:	165mm
Width:	75mm



Ideal for lifting tiles

C SEE BELOW

Wide Cranked Chisels - SDS Plus

Fits most SDS Plus Roto-Stop Hammer Drills. Ideal for lifting tiles.

Model No:	Length:	Width:
D2WC	250mm	40mm
D75WC	165mm	75mm



D D1G

25 x 250mm Gouge Chisel - SDS Plus

Fits most SDS Plus Roto-Stop Hammer Drills.

Length:	250mm
Width:	25mm



E D1PT

250mm Point - SDS Plus

Fits most SDS Plus Roto-Stop Hammer Drills.

Length:	250mm
---------	-------



F D1CC

30 x 250mm Toothed Mortar/Comb Chisel SDS Plus

Length:	250mm
Width:	30mm



G WDCS

13pc SDS Plus Drill Bit & Chisel Set

Most popular sized SDS Plus drill bits included in one set. Professional quality steels for SDS Plus and Roto-Stop machines only. Supplied in sturdy storage case.

Contents:	SDS Plus Drill Bits; Ø5.5 x 160, 6 x 160, 7 x 160, 8 x 210, 10 x 210, 10 x 260, 12 x 210, 12 x 260, 14 x 260mm, SDS Plus Chisels; Point, Gouge, Flat (20mm), Wide (40mm)
-----------	--

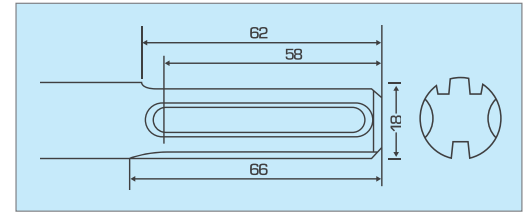


A-I SEE BELOW
SDS MAX Breaker Steels

SDS MAX breakers are more powerful than SDS Plus drills and require heavy-duty points and chisels. This range is suited for chipping and chiselling tiles, mortar and other heavy-duty materials, such as brick and concrete.



Supplied on Hanging Tag.



A



A SEE BELOW
Points - SDS MAX

Model No:	Length:
X1PT	300mm
X2PT	400mm
X3PT	450mm
X4PT	600mm

B



B SEE BELOW
Chisels - SDS MAX

Model No:	Length:	Width:
X1CH	300mm	25mm
X2CH	400mm	20mm
X3CH	450mm	25mm
X4CH	600mm	20mm

C



C SEE BELOW
Wide Chisels - SDS MAX

Model No:	Length:	Width:
X1WC	400mm	50mm
X2WC	400mm	75mm
X3WC	350mm	112mm
X3WCB NEW	445mm	112mm
X4WCB NEW	600mm	75mm


D



D X1CS
110 x 455mm Clay Spade - SDS MAX

Length:	455mm
Width:	110mm

E



E X4WC
75 x 300mm Wide Cranked Chisel SDS MAX

Wide chisel is cranked making it perfect for lifting tiles and stone.

Length:	300mm
Width:	75mm

E



Model No. X4WC wide chisel is cranked making it perfect for lifting tiles and stone.

F



F X1CC
30 x 290mm Scutch Comb Chisel SDS MAX

Length:	290mm
Width:	30mm

G



G X1SH
400mm Stem - SDS MAX

Length:	400mm
Width:	Tapered

H



H X1G
18 x 450mm Hollow Gouge - SDS MAX

Length:	450mm
Width:	18mm

I



I 314C
5pc SDS MAX Demolition Kit

Five SDS MAX chisels supplied in a sturdy storage case.

Contents: Pointed Chisels; Ø18 x 280, 18 x 400mm, Flat Chisels; 24 x 280, 24 x 400, 50 x 360mm

J



J K2FC
Floor Scraper (M12 Bolt)

For use with Stem Model No. X1SH. Replacement parts available; Model No. K2SB Blade, Model No. K2BN Nut & Bolt.

K



K 9142L
Anti-Vibration Gloves Large - Pair

For full details, see page 1287.



Safety Goggles
For our full range of Safety Goggles, see pages 1277 to 1279.

A NEW**A IE1EWC****110 x 608mm Extra Wide Chisel - 1-1/8"Hex**

Also fits; Wacker - BH22, 23, EH22, 23, 24, BHF30S.


Length:	608mm
Width:	110mm

F-I SEE BELOW**Hilti TP805/TE905/TE1000****F****F G1PT****500mm Point - Hilti TP805/TE905/TE1000**


Length:	500mm
---------	-------

G**G G1CH****30 x 500mm Chisel - Hilti TP805/TE905/TE1000**

Length:	500mm
Width:	30mm

H**H G2WC****80 x 500mm Wide Chisel - Hilti TP805/TE905/TE1000**

Length:	500mm
Width:	80mm

I**I G1CS****110 x 520mm Clay Spade - Hilti TP805/TE905/TE1000**

Length:	520mm
Width:	110mm

B-E SEE BELOW**1-1/4" Hexagonal****B****B Q1PT****620mm Point - 1-1/4"Hex**

Length:	620mm
---------	-------

D**D Q1AC****125 x 560mm Asphalt Cutter - 1-1/4"Hex**

Length:	560mm
Width:	125mm

J-L SEE BELOW**CP9****J****J P1PT****610mm Point - CP9**

Length:	610mm
---------	-------

K**K P1CH****25 x 250mm Chisel - CP9**

Also fits; VP9, RK4, DKR34, 21TEC, 3300 Ball Type (Gold).

Length:	250mm
Width:	25mm


L**L P3WC****75 x 300mm Chisel - CP9**

Also fits; VP9, RK4, DKR34, 21TEC, 3300 Ball Type (Gold).


Length:	300mm
Width:	75mm

C**C SEE BELOW****Chisels - 1-1/4"Hex**

Model No:	Length:	Width:
Q1CH	620mm	35mm
Q1WCH	620mm	75mm

E**E Q1CS****140 x 570mm Clay Spade - 1-1/4"Hex**


Length:	570mm
Width:	140mm

M NEW**M 71EWC****125 x 475mm Extra-Wide Chisel - 7/8"Hex**

Length:	475mm
Width:	125mm

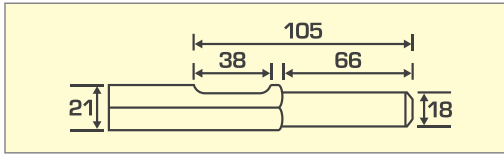
N-O SEE BELOW**Makita HM0810****N****N M2CH****20 x 450mm Chisel - Makita HM0810**

Length:	450mm
Width:	20mm

O**O M1WC****50 x 450mm Wide Chisel - Makita HM0810**


Length:	450mm
Width:	50mm

A-E SEE BELOW AND RIGHT
Kango 900



A SEE BELOW
Points - Kango 900

Model No:	Length:
K1PT	375mm
K2PT	450mm
K3PT	600mm




B SEE BELOW
Wide Chisels - Kango 900

Model No:	Length:	Width:
K1WC	300mm	50mm
K2WC	300mm	75mm



D SEE BELOW
Chisels - Kango 900

Model No:	Length:	Width:
K1CH	375mm	35mm
K2CH	450mm	35mm
K3CH	600mm	35mm



C K1CS
110 x 460mm Clay Spade - Kango 900

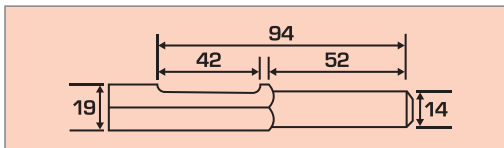
Length:	Width:
460mm	110mm



E K1SH
280mm Stem (Locked) - Kango 900


Length:	Width:
280mm	Tapered

F-G SEE RIGHT
Kango 637



F A1PT
380mm Point - Kango 637


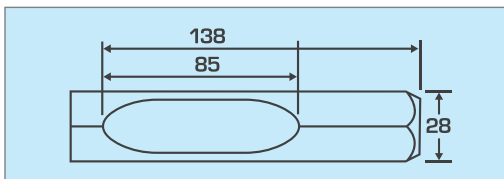
Length:	Width:
380mm	



G SEE BELOW
Chisels - Kango 637

Model No:	Length:	Width:
A1CH	380mm	25mm
A2CH	450mm	25mm

H-L SEE BELOW AND RIGHT
Bosch 11304



H B1WC
75 x 375mm Wide Chisel - Bosch 11304

Length:	Width:
375mm	75mm




I SEE BELOW
Points - Bosch 11304

Model No:	Length:
B1PT	375mm
B2PT	450mm




J SEE BELOW
Chisels - Bosch 11304

Model No:	Length:	Width:
B1CH	375mm	30mm
B2CH	450mm	30mm



K B1CS
110 x 500mm Clay Spade - Bosch 11304

Length:	Width:
500mm	110mm



L B1AC
130 x 500mm Asphalt Cutter - Bosch 11304

Length:	Width:
500mm	130mm

SEGMENTED BLADES

The slots on segmented blades help to improve the flow of air to the blade, which in turn keeps the temperature down and increases the life of the blade. There are various types of shapes and sizes of segments, which lend themselves to the cutting of different materials.



TURBO BLADES

With their continuous rim and serrated edge, these blades are intended to give faster cutting speeds, yet still maintaining a smooth cut. These blades are suitable for normal angle grinders and circular saws and are designed to cut through the toughest of materials.



HOT PRESSED

Hot Pressed

These diamond discs have an extra process in their manufacturing cycle to help improve their hardness. These discs cost slightly more, but have a longer lifespan than standard, cold pressed discs.

LASER WELDED

Laser Welded

Laser welded discs are designed to withstand higher temperatures, which in turn improves the life of the disc and also allows for cutting of harder materials without any issues. Laser welded segments are also generally larger and therefore last longer.

SEGMENT LENGTH

Segment Length

When comparing quality levels of diamond disc, it is always important to check the segment length. Generally, the larger the segment length, the more cutting life the disc will have.

ADVANTAGES

Advantages of Diamond Blades

Diamond blades create a cleaner cut than standard cutting discs and are safer to use. They are longer lasting and therefore more economical over time.

A



A SEE BELOW

Value Diamond Blades

Suitable for cutting most types of building materials. For best results avoid extremely hard or abrasive materials. 7mm Segments.

Model No:	Diameter:	Bore:
WDV115	Ø115mm	Ø22mm
WDV230	Ø230mm	Ø22mm
WDV300/20	Ø300mm	Ø20mm

B



B SEE BELOW

Silver Easy Cut Diamond Blades

Suitable for cutting most types of building materials. 10mm Segments.

Model No:	Diameter:	Bore:
WDEC115	Ø115mm	Ø22mm
WDEC300/20	Ø300mm	Ø20mm

C SEE BELOW

Value Plus Diamond Blades

Value Plus blades suitable for cutting hard and medium materials including concrete, brick and stone. 10mm Segments.

Model No:	Diameter:	Bore:
WDVP100	Ø100mm	Ø16mm
WDVP115	Ø115mm	Ø22mm
WDVP125	Ø125mm	Ø22mm
WDVP230	Ø230mm	Ø22mm
WDVP300/20	Ø300mm	Ø20mm
WDVP300/78	Ø300mm	Ø22mm

C



DIAMOND BLADE CUTTING GUIDE

	Light Masonry	Concrete	Stone	Reinforced Concrete	Steel	Cast Iron	Mortar	Asphalt Tarmac	Hard Masonry
WDV	✓	✓	✗	✗	✗	✗	✗	✗	✗
WDVP	✓	✓	✓	✗	✗	✗	✗	✗	✗
WDEC	✓	✓	✓	✗	✗	✗	✗	✗	✗
WDC	✓	✓	✓	✗	✗	✗	✗	✗	✗
WDMP	✓	✓	✓	✓	✗	✗	✗	✗	✓
WDTA	✓	✓	✓	✓	✓	✓	✗	✗	✗
WDPA	✓	✓	✓	✓	✓	✓	✗	✗	✗
WDEC/MR	✓	✗	✗	✗	✗	✗	✓	✗	✗
WDVM	✓	✓	✓	✓	✗	✗	✗	✓	✗
WDT	✓	✓	✓	✓	✗	✗	✗	✓	✗
WDHFS	✓	✓	✓	✓	✗	✗	✗	✗	✓
WDH	✓	✓	✓	✓	✗	✗	✗	✗	✓
WDA	✓	✓	✓	✓	✗	✗	✗	✗	✓



HOT PRESSED

A SEE BELOW

Multipurpose Cutting Diamond Blades

Suitable for cutting various building materials such as granite, masonry, concrete and hard bricks. Can be used for wet or dry cutting. 15mm Diamond segments allow for longer use per disc.

Model No:	Diameter:	Bore:
WDMP115	Ø115mm	Ø22mm
WDMP230	Ø230mm	Ø22mm
WDMP300/20	Ø300mm	Ø20mm
WDMP350/22	Ø350mm	Ø22mm



HOT PRESSED

B SEE BELOW

Turbo Allmat Diamond Blade

Cuts through the toughest of materials including reinforced concrete, steel and cast iron. Hot pressed 10mm segments.

Model No:	Diameter:	Bore:
WDTA115	Ø115mm	Ø22mm
WDTA230	Ø230mm	Ø22mm
WDTA300	Ø300mm	Ø20mm



C SEE BELOW

Concrete Diamond Blades

Ideal for cutting concrete. Cold pressed sintering allows the blade to be more durable. Can be used for dry cutting. 15mm Diamond segments allow for longer use per blade.

Model No:	Diameter:	Bore:
WDC115	Ø115mm	Ø22mm
WDC230	Ø230mm	Ø22mm
WDC300/20	Ø300mm	Ø20mm

Models A & B are suitable for cutting a large range of commonly found materials, meaning less blade changes.



LASER WELDED

D SEE BELOW

Platinum Allmat Diamond Blades

Will cut through the toughest of materials; reinforced concrete, steel and cast iron. Laser welded 10mm segments.

Model No:	Diameter:	Bore:
WDPA125	Ø125mm	Ø22mm
WDPA350/20	Ø350mm	Ø20mm
WDPA350/25	Ø350mm	Ø25mm



6.4mm Thick

E WDEC1156MR

Ø115 x Ø22mm Easy Cut Diamond Blade Mortar Raker

Ideal for the removal of standard mortar from brickwork.

Diameter:	Ø115mm
Bore:	Ø22mm



F SEE BELOW

Anti-Vibration Gloves - Pair

Special anti-vibration material covers palm and fingertips to significantly reduce the effects of impact and vibration. Breathable fabric improves comfort. Ideal for use with jack hammers, air impact tools, drilling equipment and chainsaws, among others. Conforms to EN 388:2016 and EN ISO 10819:2013.

Model No:	Size:	Pack Qty:
9142L	Large	1
9142XL	X-Large	1



G SSP18F

Ear Defenders Folding

Lightweight, yet rugged construction, certified to BS EN 352-1:2002 standard. Hearing protection level in excess of the standard, with an SNR of 30.4dB. Adjustable swivel cups for optimum comfort and safety. Arms fold in for easy storage. Fully approved to protect against high noise levels in most working environments.

**A DST14****14L Dust Suppression Water Tank**

Dust suppression tank with 14L working capacity. Effective at suppressing dust while using cut-off saws, bench saws and floor saws in all working environments. Automatic pressure release valve stops pressure building higher than 3bar for optimum use. Before use 20 full pumps will allow for 1-1½ minutes of operation. Includes attached strap for easy transportation, a 3m hose with quick release coupling and a spare set of washers.

**LASER WELDED****D SEE BELOW****Floor Saw Diamond Blades - Hard**

Laser welded 10mm segments for premium quality. For use with a floor saw on hard materials.

Model No:	Diameter:	Bore:
WDHFS350	Ø350mm	Ø25mm
WDHFS450	Ø450mm	Ø25mm

**B WDV300/20****Ø300 x Ø20mm Valuemac Diamond Blade**

Suitable for dry-cutting very abrasive materials including asphalt and tarmac.

Diameter:	Ø300mm
Bore:	Ø20mm

**LASER WELDED****E WDH450****Ø450 x 25mm Premium Blue WDH Diamond Blade**

Suitable for cutting hard materials including concrete with flint, engineering bricks, hard facing bricks, hard concrete kerbs and slabs, lintels, clay pavours and pipes, Portland stone, York stone and most hard materials.

Diameter:	Ø450mm
Bore:	Ø25mm

It is recommended to 'wet' cut with any diamond blade above 230mm. This prevents excess dust whilst cutting and helps to keep the temperature of the blade down, prolonging its life.

**LASER WELDED****C SEE BELOW****Asphalt/Tarmac Diamond Blades**

Special diamond segments configured for improved cutting and wear rate. Suitable for dry-cutting of very abrasive materials, including asphalt and tarmac.

Model No:	Diameter:	Bore:
WDT230	Ø230mm	Ø22mm
WDT300/20	Ø300mm	Ø20mm
WDT350	Ø350mm	Ø25mm
WDT450	Ø450mm	Ø25mm

**LASER WELDED****F SEE BELOW****Premium Blue WDA Diamond Blades**

Suitable for cutting abrasive materials including concrete blocks. Concrete pavours, sandstone, arc block, limestone, green concrete, concrete roof tiles and breeze blocks. Laser welded 10mm segments.

Model No:	Diameter:	Bore:
WDA230	Ø230mm	Ø22mm
WDA300/20	Ø300mm	Ø20mm
WDA300/22	Ø300mm	Ø22mm
WDA350	Ø350mm	Ø25mm
WDA450	Ø450mm	Ø25mm



A WDCUP105

Diamond Cup Grinding Disc

Ideal for the smooth grinding of stone, concrete and stock removal. Suitable for Sealey and most other brands of Ø115/125mm angle grinders.

Imperial:	Ø4"
Metric:	Ø105mm
Bore:	Ø22mm



B-C SEE BELOW

Turbo Row Concrete Grinding Heads

Ideal for grinding stone and concrete. Turbo row segments allow for a continuous cut, therefore a faster cutting speed while also giving a smoother finish. Cold pressed, sintered head allows it to be more durable.

Model No:	Diameter:	Bore:
B WDRTCUP115	Ø115mm	Ø22mm
C WDRTCUP125	Ø125mm	Ø22mm



D MCB230

Ø230 x 2 x Ø22mm Multi-Cut Disc

Multipurpose cutting disc. Suitable for cutting mild steel, stainless steel (inox), UPVC, aluminium and masonry. Eliminates the need to change disc for different applications.

Disc Size :	Ø230mm(Ø9")
Bore:	Ø22mm

Multi-Cutting Discs

Our multi-material cutting discs are designed to cut through five different materials, saving you the effort of constantly having to change discs during a job. These discs also save you having to keep multiple disc types as they can cut most materials that would be required on a day-to-day basis.

Steel

Brick

Aluminium

UPVC

INOX



F SEE BELOW

Metal Grinding Discs

Depressed centre metal grinding discs.

Model No:	Disc Size Metric:	Disc Size Imperial:	Bore:	Pack Qty:
PTC/50G	Ø58 x 4mm	Ø2-1/2"	Ø9.5mm	1
PTC/100G	Ø100 x 6mm	Ø4"	Ø16mm	1
PTC/115G	Ø115 x 6mm	Ø4.5"	Ø22mm	1
PTC/115G5	Ø115 x 6mm	Ø4.5"	Ø22mm	5
PTC115G12 NEW	Ø115 x 6mm	Ø4.5"	Ø22mm	12
PTC/125G	Ø125 x 6mm	Ø5"	Ø22mm	1
PTC/230G	Ø230 x 6mm	Ø9"	Ø22mm	1



E PTC/115MC

Universal Cutting Disc

Multipurpose cutting disc. Suitable for cutting mild steel, stainless steel (inox), UPVC, aluminium and masonry. Eliminates the need to change disc for different applications.

Disc Size :	Ø115 x 1.6mm
Bore:	Ø22.2mm



G NEW

Ø300mm

G PTC/30020C

Ø300 x 3.2 x Ø20mm Bore Flat Metal Cutting Disc

General-purpose flat metal cutting discs. Recommended for use with Sealey and other leading makes of grinding and cutting power tools.

Disc Size:	Ø300mm(12") x 3.2mm
Bore:	Ø20mm

A

Ø3" Ø4" Ø4½"
 Ø5" Ø6" Ø9"
 Ø12" Ø14"



A SEE BELOW

Metal Cutting Discs

Model No's ending CT and CET are also suitable for cutting stainless steel.

Bulk packs available on some models, see below.

Model No:	Disc Size Metric:	Disc Size Imperial:	Material:	Bore:	Pack Quantity:
PTC/3C	Ø75 x 2mm	Ø3"	Steel	Ø10mm	1
PTC/3C5	Ø75 x 2mm	Ø3"	Steel	Ø10mm	5
PTC/3C100	NEW Ø75 x 2mm	Ø3"	Steel	Ø10mm	100
PTC/100C	Ø100 x 3mm	Ø4"	Steel	Ø16mm	1
PTC/100C50	NEW Ø100 x 3mm	Ø4"	Steel	Ø16mm	50
PTC/115C	Ø115 x 3mm	Ø4.5"	Steel	Ø22mm	1
PTC/115C50	NEW Ø115 x 3mm	Ø4.5"	Steel	Ø22mm	50
PTC/125C	Ø125 x 3mm	Ø5"	Steel	Ø22mm	1
PTC/150C	Ø150 x 1.6mm	Ø6"	Steel	Ø22mm	1
PTC/230C	Ø230 x 3mm	Ø9"	Steel	Ø22mm	1
PTC/300C	Ø305 x 2.8mm	Ø12"	Steel	Ø25.4mm	1
PTC/355C	Ø355 x 3mm	Ø14"	Steel	Ø25.4mm	1
PTC/3CT	Ø75 x 1.2mm	Ø3"	Stainless Steel	Ø10mm	1
PTC/3CT100	NEW Ø75 x 1.2mm	Ø3"	Stainless Steel	Ø10mm	100
PTC/100CET	Ø100 x 1.2mm	Ø4"	Stainless Steel	Ø16mm	1
PTC/100CET5	Ø100 x 1.2mm	Ø4"	Stainless Steel	Ø16mm	5
PTC/100CET100	NEW Ø100 x 1.2mm	Ø4"	Stainless Steel	Ø16mm	100
PTC/100CT	Ø100 x 1.6mm	Ø4"	Stainless Steel	Ø16mm	1
PTC/100CT50	NEW Ø100 x 1.6mm	Ø4"	Stainless Steel	Ø16mm	50
PTC/115CET	Ø115 x 1.2mm	Ø4.5"	Stainless Steel	Ø22mm	1
PTC/115CT50	NEW Ø115 x 1.2mm	Ø4.5"	Stainless Steel	Ø22mm	50
PTC/115CT	Ø115 x 1.6mm	Ø4.5"	Stainless Steel	Ø22mm	1
PTC/115CT5	Ø115 x 1.6mm	Ø4.5"	Stainless Steel	Ø22mm	5
PTC/115CET5	Ø115 x 1.2mm	Ø4.5"	Stainless Steel	Ø22mm	5
PTC115CET50	NEW Ø115 x 1.2mm	Ø4.5"	Stainless Steel	Ø22mm	50
PTC/115CET100	NEW Ø115 x 1.2mm	Ø4.5"	Stainless Steel	Ø22mm	100
PTC/125CET	Ø125 x 1.2mm	Ø5"	Stainless Steel	Ø22mm	1
PTC/125CT	Ø125 x 1.6mm	Ø5"	Stainless Steel	Ø22mm	1
PTC/230CT	Ø230 x 2mm	Ø9"	Stainless Steel	Ø22mm	1
PTC/230CT50	Ø230 x 2mm	Ø9"	Stainless Steel	Ø22mm	50

B



B



Ø4½"

B SEE BELOW

Metal Cutting Discs - Ø22mm Bore

General-purpose flat cutting discs recommended for use with Sealey and other manufacturers of grinding and cutting power tools. Also suitable for cutting stainless steel. Supplied in metal tin.

Model No:	PTC11510CET	PTC11510CETD
Disc Size:	Ø115 x 1.2mm	Ø115 x 1.2mm
Pack Qty:	(x10)	Display Box (10 x 10)



ALUMINIUM OXIDE FLAP DISCS
 Aluminium oxide flap discs are ideal for occasional trade use. Available in various grades suitable for rust removal, weld dressing, material removal and surface preparation.

ZIRCONIUM FLAP DISCS
 Zirconium are our premium grade flap discs offering strength and durability with fast stock removal. These discs are recommended for frequent professional use.



A SEE BELOW
Aluminium Oxide Flap Discs



Aluminium oxide flap discs for descaling, rust removal, weld preparation, weld cleaning and general surface preparation. Abrasive flaps are attached to a rigid disc with epoxy adhesive, so does not require backing pad. Depressed centre discs suitable for electric and air tools.

Model No:	Grit:	Disc Size Metric:	Disc Size Imperial:	Bore:
FD10040E	40	Ø100mm	Ø4"	Ø16mm
FD10060E	60	Ø100mm	Ø4"	Ø16mm
FD10080E	80	Ø100mm	Ø4"	Ø16mm
FD100120E	120	Ø100mm	Ø4"	Ø16mm
FD11540E	40	Ø115mm	Ø4.5"	Ø22mm
FD11560E	60	Ø115mm	Ø4.5"	Ø22mm
FD11580E	80	Ø115mm	Ø4.5"	Ø22mm
FD115120E	120	Ø115mm	Ø4.5"	Ø22mm
FD12540E	40	Ø125mm	Ø5"	Ø22mm
FD12560E	60	Ø125mm	Ø5"	Ø22mm
FD12580E	80	Ø125mm	Ø5"	Ø22mm
FD125120E	120	Ø125mm	Ø5"	Ø22mm

B SEE BELOW
Zirconium Flap Discs

Zirconium flap discs for descaling, rust removal, weld preparation, weld cleaning and general surface preparation. More durable than normal sanding discs. Abrasive flaps are attached to rigid disc with epoxy adhesive, so does not require backing pad. Depressed centre discs suitable for electric and air tools.

Model No:	Grit:	Disc Size Metric:	Disc Size Imperial:	Bore:
FD10040	40	Ø100mm	Ø4"	Ø16mm
FD10060	60	Ø100mm	Ø4"	Ø16mm
FD10080	80	Ø100mm	Ø4"	Ø16mm
FD100120	120	Ø100mm	Ø4"	Ø16mm
FD11540	40	Ø115mm	Ø4.5"	Ø22mm
FD11560	60	Ø115mm	Ø4.5"	Ø22mm
FD11580	80	Ø115mm	Ø4.5"	Ø22mm
FD115120	120	Ø115mm	Ø4.5"	Ø22mm
FD12540	40	Ø125mm	Ø5"	Ø22mm
FD12560	60	Ø125mm	Ø5"	Ø22mm
FD12580	80	Ø125mm	Ø5"	Ø22mm
FD125120	120	Ø125mm	Ø5"	Ø22mm



C FD115EMIX
Ø115mm Aluminium Oxide Flap Discs - Assorted Grit - Pack of 10

Aluminium oxide flap discs for descaling, rust removal, weld preparation, weld cleaning and general surface preparation. Pack contains four different levels of abrasion, for assorted applications and finishes. Abrasive flaps are attached to rigid disc with epoxy adhesive, so does not require backing pad. Depressed centre discs suitable for electric and air tools.

Disc Size:	Ø115mm
Bore:	Ø22mm
Grit:	40G (x3), 60G (x4), 80G (x2), 120G (x1)

D FD115MIX
Ø115mm Zirconium Flap Discs - Assorted Grit - Pack of 10

Zirconium flap discs for descaling, rust removal, weld preparation, weld cleaning and general surface preparation. More durable than normal sanding discs. Pack contains four different levels of abrasion, for assorted applications and finishes. Abrasive flaps are attached to rigid disc with epoxy adhesive, so does not require backing pad. Depressed centre discs suitable for electric and air tools.

Disc Size:	Ø115mm
Bore:	Ø22mm
Grit:	40G (x3), 60G (x4), 80G (x2), 120G (x1)

A NEW

**BULK
PACK**



A SEE BELOW

Ø115mm Aluminium Oxide Flap Discs Ø22mm Bore - Packs of 10

Aluminium oxide flap discs for descaling, derusting, weld preparation, weld cleaning and general surface preparation. Pack contains four different levels of abrasion for assorted applications and finishes. Abrasive flaps are attached to rigid disc with epoxy adhesive - does not require backing pad. Depressed centre discs suitable for electric and air tools.

Model No:	Grit:	Disc Size Metric:	Disc Size Imperial:	Bore:
FD11540E10	40	Ø115mm	Ø4.5"	Ø22mm
FD11560E10	60	Ø115mm	Ø4.5"	Ø22mm
FD11580E10	80	Ø115mm	Ø4.5"	Ø22mm
FD115120E10	120	Ø115mm	Ø4.5"	Ø22mm

B NEW

**BULK
PACK**



B SEE BELOW

Ø115mm Zirconium Flap Discs Ø22mm Bore - Packs of 10

Zirconium flap discs for descaling, derusting, weld preparation, weld cleaning and general surface preparation. More durable than normal sanding discs. Abrasive flaps are attached to rigid disc with epoxy adhesive - does not require backing pad. Depressed centre discs suitable for electric and air tools.

Model No:	Grit:	Disc Size Metric:	Disc Size Imperial:	Bore:
FD1154010	40	Ø115mm	Ø4.5"	Ø22mm
FD1156010	60	Ø115mm	Ø4.5"	Ø22mm
FD1158010	80	Ø115mm	Ø4.5"	Ø22mm
FD11512010	120	Ø115mm	Ø4.5"	Ø22mm



**Premier
SV20
SERIES**



C CP20VAGX

20V SV20 Series Ø115mm Brushless Angle Grinder - Body Only

Ergonomic, lightweight and compact design. Brushless motor gives improved performance and requires less maintenance than the brushed equivalent, giving you a more efficient, longer lasting tool. Features spindle lock for quick disc changes and adjustable disc guard. Supplied with side/top handle and soft grip for added comfort and control. Slide on/off lock on switch. Discs not included, see table below. Requires compatible 20V battery and mains charger, sold separately, see page 860. For our full range of SV20 Series power tools, see pages 844 to 872.

Motor Power:	48W
Disc Size:	Ø115mm
No-Load Speed:	10000rpm
Spindle Size:	M14
Noise Power/Pressure:	97/86dB(A)
Vibration/Uncertainty:	5.598/1.5m/s ²
Optional Grinding Disc:	PTC/115G
Optional Cutting Disc:	PTC/115C
Body Weight:	1.6kg



D SAG101

Ø100mm Angle Grinder 750W

Suitable for a variety of trade applications. Features heavy-duty alloy bevel gear head with spindle lock for fast loading/unloading of discs. Vibration reducing double injection composite body with rubber coating for added comfort. Powerful 750W heavy-duty motor produces 12000rpm (no-load speed). Tool-less wheel guard adjustment. Built-in LED power indicator. Supplied with side handle and spanner. Discs not included, see table below.

Disc Size:	Ø100mm
Spindle Size:	M10 x 1.5mm
Motor Power:	750W
No-Load Speed:	12000rpm
Noise Power/Pressure:	99/88dB(A)
Vibration/Uncertainty:	6.92/1.5m/s ²
Supply:	230V
Plug Type:	3-Pin
Power Supply Cable Length:	2m
Optional Grinding Disc:	PTC/100G
Optional Cutting Disc:	PTC/100C
Weight:	1.8kg



E SAG115

Ø115mm Angle Grinder 900W

Suitable for a variety of trade applications. Features heavy-duty alloy bevel gear head with spindle lock for fast loading/unloading of discs. Vibration reducing double injection composite body with rubber coating for added comfort. Powerful 900W heavy-duty motor produces 12000rpm (no-load speed). Tool-less wheel guard adjustment. Built-in LED power indicator. Supplied with side handle and spanner. Discs not included, see table below.

Disc Size:	Ø115mm
Spindle Size:	M14
Motor Power:	900W
No-Load Speed:	12000rpm
Noise Power/Pressure:	98/87dB(A)
Vibration/Uncertainty:	6.18/1.5m/s ²
Supply:	230V
Plug Type:	3-Pin
Power Supply Cable Length:	2m
Optional Grinding Disc:	PTC/115G
Optional Cutting Disc:	PTC/115C
Weight:	1.8kg

A TS19024

Ø190 x 30mm Trade Circular Saw Blade - 24tpu

Made from high tensile steel. Tungsten carbide tipped (TCT) saw blades, for super sharp, fast, long-lasting cutting performance. Supplied with two reducing bushes, making the blade suitable for 24mm and 18mm bore machines.

Material:	Diameter:	Bore:	Teeth:
Wood	Ø190mm	Ø30mm	24tpu

B TPS30560

Ø305 x 25.4mm Trade Plus Circular Saw Blade - 60tpu

Tungsten carbide tipped (TCT) saw blade, for super sharp, fast, long-lasting cutting performance. Laser cut slots for better heat dissipation, which increase the life of the blade. Ultra-thin blade allows for a cleaner cut. Stops any breakout, making it ideal for worktops and laminates. Supplied with two reducing bushes, making the blade suitable for 24mm and 18mm bore machines.

Material:	Diameter:	Bore:	Teeth:
Wood/Mild Steel	Ø305mm	Ø25.4mm	60tpu

C SEE BELOW

Mitre/Radial Arm Cross Cutting Blades

Made from high tensile steel, with gravity circle for improved balance. Tungsten carbide tipped (TCT) saw blades, for super sharp, fast, long-lasting cutting performance. Stops any breakout, making it ideal for worktops and laminates.

Model No:	Materials:	Diameter:	Bore:	Teeth:	Finish:
25060	Chipboard/Plywood	Ø250mm	Ø30mm	60tpu	Fine
25080/ALI	Wood/Aluminium/Plastic	Ø250mm	Ø30mm	80tpu	Fine

D TS10P.601

Ø254mm Blade for TS10P 40tpu

Table saw blade for Model No. TS10P.

Blade Size:	Ø254 x 2.8mm
Bore:	Ø30mm
Teeth:	40tpu
Application:	TS10P



E SM85B20

20tpu Circular Saw Blade Ø85 x 15 x 1.3mm

Tungsten carbide tipped (TCT) saw blades with hardened steel teeth. Suitable for circular saws such as Model No. CP108VCSBO. Size/Bore: Ø85 x 1.3mm/Ø15mm.

Blade Size(s):	Size/Bore: Ø85 x 1.3mm/Ø15mm Max RPM 17,000rpm, Kerf size 1.3mm
Bore:	15mm
Teeth:	20
Material:	Wood




F SEE BELOW

Multipurpose Cut-Off Saw Blades

Multipurpose blades suitable for cutting steel, aluminium, wood and plastic. Cuts nail-embedded wood easily and cuts steel with reduced sparks and heat.

Model No:	SMS216B	SMS255B
Blade Size:	Ø216 x 2.4mm	Ø250 x 2.4mm
Bore:	Ø30mm	Ø30mm
Teeth:	48tpu	60tpu
Application:	SMS216	SMS255



G SEE BELOW

Cut-Off Saw Blades

Tungsten carbide tipped (TCT) saw blade with hardened steel teeth. Suitable for cutting steel, wood, plastics and aluminium alloy.

Model No:	SM180B36	SM355B72
Blade Size:	Ø180 x 1.9mm	Ø355 x 2.4mm
Bore:	Ø20mm	Ø25.4mm
Application:	SM180B	SM355B



A BWBS40DB
Wire Brushes Assorted Sizes - Display Box of 40

Suitable for use with power tools up to the maximum rated rpm. Crimped brassed steel filaments add extra rigidity and cleaning power. Eight of each size/type supplied in countertop display box.

Contents:	Brushes; Wire Cup; 50, 75mm, Flat Wire; 50, 75mm, 25mm Decarbonising/Cleaning Wire (8 of each)
Shaft:	Ø6mm
Maximum Speed:	4500rpm



B SEE BELOW
Wire Cup Brushes

Suitable for use with power drills. Crimped brassed steel filaments add extra rigidity and cleaning power.

Model No:	Shaft:	Diameter:	Max. Speed:
SCB50	Ø6mm	Ø50mm	4500rpm
SCB75	Ø6mm	Ø75mm	4500rpm



D SEE BELOW
Flat Top Decarbonising Brushes

Flat trimmed brushes with brassed and crimped filaments for extra rigidity.

Model No:	Shaft:	Trim Length:	Trim Diameter:
VS1802	Ø6mm	20mm	Ø13mm
VS1803	Ø6mm	28mm	Ø25mm



C VS1801
2pc Decarbonising Brush Set


Brassed and crimped steel brushes with flat and pointed fill. Suitable for decarbonising cylinder head ports and components.

Trim Diameter:	Flat; Ø15mm, Pointed; Ø12mm
Trim Length:	Flat; 25mm, Pointed; 25mm



E TKFS75
Ø75mm Twist Knot Flat Wire Wheel
Ø6mm Shaft

Diameter:	Ø75mm
Shaft Diameter:	Ø6mm
Maximum Speed:	12000rpm



F SEE BELOW
Flat Wire Brushes

Suitable for use with power drills. Crimped brassed steel filaments add extra rigidity and cleaning power.

Model No:	Shaft:	Diameter:	Max. Speed:
SFB50	Ø6mm	Ø50mm	4500rpm
SFB75	Ø6mm	Ø75mm	4500rpm
SFB100	Ø6mm	Ø100mm	4500rpm



G SEE BELOW
Flat Wire Brushes

Flat wire brushes with crimped stainless steel filaments.

Model No:	Shaft:	Diameter:	Max. Speed:
SFBS50	Ø6mm	Ø50mm	4500rpm
SFBS75	Ø6mm	Ø75mm	4500rpm
SFBS100	Ø6mm	Ø100mm	4500rpm



H BWBS03
3pc Wire Brush Set

Contents:	Brushes; Ø50mm Wire Cup, Ø50mm Flat Wire, Ø25mm Decarbonising/Cleaning Wire
Shaft:	Ø6mm
Maximum Speed:	4500rpm



I BWBS05
5pc Wire Brush Set

Contents:	Brushes; Wire Cup; Ø50mm, 75mm, Flat Wire; Ø50mm, 75mm, Ø25mm Decarbonising/Cleaning Wire
Shaft:	Ø6mm
Maximum Speed:	4500rpm



J BWBS08
8pc Wire Brush Set

Contents:	Brushes; Flat Wire; Ø25, 40, 50, 65, 75mm, Removable Shafts (x3)
Shaft:	Ø6mm
Maximum Speed:	4500rpm

A



B



C



A SEE BELOW

Twist Knot Wire Cup Brushes

Suitable for use with power tools up to the maximum rated rpm. Twisted steel filaments give more aggressive cleaning action - ideal for heavy rust removal.

Model No:	Thread:	Diameter:	Max. Speed:
TKCB652	M10 x 1.25mm	Ø65mm	12500rpm
TKCB65	M10 x 1.5mm	Ø65mm	12500rpm
TKCB651	M14 x 2mm	Ø65mm	12500rpm
TKCB100	M14 x 2mm	Ø100mm	8500rpm

B SEE BELOW

Conical Wire Brushes

Suitable for use with power tools up to the maximum rated rpm. Twisted steel filaments give more aggressive cleaning action - ideal for heavy rust removal.

Model No:	Thread:	Diameter:	Max. Speed:
CWB100	M10 x 1.5mm	Ø100mm	12500rpm
CWB101	M14 x 2mm	Ø100mm	12500rpm
CWB115	M14 x 2mm	Ø115mm	12500rpm

C SEE BELOW

Brassed Steel Cup Brushes

Suitable for use with power tools. Crimped brass steel filaments add extra rigidity and cleaning power.

Model No:	Thread:	Diameter:	Max. Speed:
CBC75	M10 x 1.5mm	Ø75mm	12500rpm
CBC752	M14 x 2mm	Ø75mm	12500rpm
CBC100	M14 x 2mm	Ø100mm	8500rpm
CBC125	M14 x 2mm	Ø125mm	6500rpm



Electric Angle Grinders

For our full range of Electric Angle Grinders, see pages 878 to 879.



F SSK20

20pc Spiral Band Sanding Kit

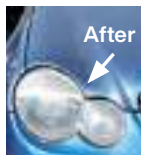
Suitable for sanding and surface preparation for curves, bends and confined areas. Easy-to-fit rubber drums.



Safety Goggles

For our full range of Safety Goggles, see pages 1277 to 1279.

D



D HRK01

Headlight Restoration Kit

3-Stage headlight restoration kit designed to eliminate the worst cases of headlight degradation, yellowing, oxidation and scratches. Includes everything needed to restore the cloudiest lenses. Get great results on most plastic lenses, such as tail lights, trailers, boat windows, helmet visors, motorcycle windscreens, snowmobiles and more. Improves visibility and safety. One kit is intended to restore two headlight lenses.

Contents: Sanding Discs; P800 (x2), P1200 (x2), P2000 (x2), M10 Male to Female Adaptor, 40g Polishing Paste (x2), 3ml Protection Liquid (x2), 3m x 20mm Masking Tape, Backing Pad M10 Female Thread, Orange Sponge Disc, Cleaning Cloth

E



E SEE BELOW

Flap Wheels - Ø6mm Shaft


Aluminium oxide flap wheels ideal for finishing curved and intricate metal surfaces.

Model No:	Shaft:	Wheel Size:	Wheel Thickness:	Grit:
FW251060	Ø6mm	Ø25mm	10mm	60
FW251080	Ø6mm	Ø25mm	10mm	80
FW252060	Ø6mm	Ø25mm	20mm	60
FW252080	Ø6mm	Ø25mm	20mm	80
FW402040	Ø6mm	Ø40mm	20mm	40
FW402060	Ø6mm	Ø40mm	20mm	60
FW402080	Ø6mm	Ø40mm	20mm	80
FW403040	Ø6mm	Ø40mm	30mm	40
FW403060	Ø6mm	Ø40mm	30mm	60
FW403080	Ø6mm	Ø40mm	30mm	80
FW502540	Ø6mm	Ø50mm	25mm	40
FW502560	Ø6mm	Ø50mm	25mm	60
FW502580	Ø6mm	Ø50mm	25mm	80
FW603040	Ø6mm	Ø60mm	30mm	40
FW603060	Ø6mm	Ø60mm	30mm	60
FW603080	Ø6mm	Ø60mm	30mm	80
FW805040	Ø6mm	Ø80mm	50mm	40
FW805060	Ø6mm	Ø80mm	50mm	60
FW805080	Ø6mm	Ø80mm	50mm	80

**A SEE BELOW****Quick Change Sanding Discs - Packs of 10**

Sanding discs suitable for use with mini air sanders.

Model No:	Disc Size:	Grit:	Pack Qty:
PTCQC5060	Ø50mm	60	10
PTCQC5080	Ø50mm	80	10
PTCQC50120	Ø50mm	120	10
PTCQC7560	Ø75mm	60	10
PTCQC7580	Ø75mm	80	10
PTCQC75120	Ø75mm	120	10

**B SEE BELOW****Quick Change Preparation Pads - Packs of 10**

Preparation pads for use with mini air sanders.

Model No:	Pad Size:	Grade:	Pack Qty:
PTCQC50F	Ø50mm	Fine	10
PTCQC50M	Ø50mm	Medium	10
PTCQC50C	Ø50mm	Coarse	10
PTCQC75F	Ø75mm	Fine	10
PTCQC75M	Ø75mm	Medium	10
PTCQC75C	Ø75mm	Coarse	10

**C SEE BELOW****Quick Change Backing Pads 1/4"UNC**

Backing pads for use with quick change sanding discs and preparation pads. Suitable for use with mini air sanders.

Model No:	Pad Size:	Thread Size:
PTCQCBP50	Ø50mm	1/4"UNC
PTCQCBP75	Ø75mm	1/4"UNC

**D E540****40pc Multipurpose Rotary Tool & Engraver Kit**

Multipurpose high-speed power tool with on/off and electronic variable speed controls. Stepless control between 10,000 and 32,000rpm. Spindle lock for fast tool changes. Supplied with a full range of tips, wheels, sanding discs/bands, dressing stone, chuck spanner and flexible rotary shaft. Suitable for carving, shaping, deburring, drilling, engraving, cutting and tool sharpening. Supplied in storage case.

Power - Supply:	135W - 230V
Speed Range:	10000-32000rpm
Collets:	2.3, 3mm
Twist Drills:	2.3, 3mm
Mounted Points:	10
Diamond Tipped Engraving Heads:	2
Sanding Cylinder:	12.7 x 15mm
Accessories:	Sanding Bands (x4), Sanding Discs (x3), Cutting Discs (x8), Polishing Wheels (x4), Dressing Stone, Spanner, Flexible Rotary Shaft

**E SEE BELOW****Ø50mm Sanding Discs - Packs of 10**

Hook-and-loop sanding discs for use with Sealey and other makes of mini air sanders.

Model No:	Disc Size:	Grit:	Pack Qty:
SA701D60G	Ø50mm	60	10
SA701D80G	Ø50mm	80	10
SA701D120G	Ø50mm	120	10

**F SEE BELOW****Ø75mm Sanding Discs - Packs of 10**

Hook-and-loop sanding discs for use with Sealey and other makes of mini air sanders.

Model No:	Disc Size:	Grit:	Pack Qty:
SA722D60G	Ø75mm	60	10
SA722D80G	Ø75mm	80	10
SA722D120G	Ø75mm	120	10

**G GSA70****Ø50mm Disc Air Orbital Sander**

Composite cover moulded around lightweight aluminium alloy housing reduces effects of chill on operator's hands and provides added control. Air motor with quality bearings for smooth and powerful operation. Fitted with safety release trigger control to prevent accidental operation. Exhaust outlet adjusts 360° keeping airflow away from operator. Supplied with Ø50mm pad and spanner.

Pad Size:	Ø50mm
Thread Size:	M6 x 1mm
No-Load Speed:	15000rpm
Orbit Size:	Ø3mm
Air Consumption:	4cfm
Operating Pressure:	90psi
Inlet Size:	1/4" BSP
Noise Power/Pressure:	101/90dB(A)
Vibration/Uncertainty:	4.5/2.25m/s ²
Weight:	0.7kg

**H SA721****Ø75mm Air Polisher**

Composite lightweight housing reduces effects of chill on operator's hands. Adjustable speed control on side of motor housing. Air motor with quality bearings for smooth and powerful operation. Ideal for sanding down smaller areas prior to smart repairs or spot refinishing. Supplied with Ø75mm hook-and-loop pad. Suitable for the professional workshop.

Pad Size:	Ø75mm
Thread Size:	5/16" UNF
Free Speed:	15000rpm
Air Consumption:	3cfm
Operating Pressure:	90psi
Inlet Size:	1/4" BSP
Noise Power/Pressure:	88.3/77.2dB(A)
Vibration/Uncertainty:	4.25/0.85m/s ²
Weight:	0.5kg



A RTA138CGD
138pc Rotary Tool Cutting Disc Set

For cutting, trimming and deburring in small confined areas. Compatible with Sealey and other popular branded rotary tools.




B RTA7FW
7pc Ø30mm Rotary Tool Flap Wheel Set

Ideal for surface treatment, smoothing corners and deburring in small, confined areas. Set includes 60Grit (x4) and 80Grit (x3) flap wheels. Compatible for use with Sealey and other popular brands of drills and die grinders.



C RTA18WB
18pc Rotary Tool Brush Set

Set includes soft brass, steel wire brushes and nylon brushes. Crimped brushes with flat and pointed fill. For cleaning, dusting, polishing and surface preparation in small confined areas. Compatible with Sealey and other popular branded rotary tools.



D RTA63SB
63pc Rotary Tool Sanding Bands Set


For sanding, shaping and surface preparation in small confined areas. Compatible with Sealey and other popular branded rotary tools.



E SEE BELOW
Flap Wheels Ø6mm Shaft - Packs of 5

Aluminium oxide flap wheels ideal for finishing curved and intricate metal surfaces. Supplied in packs of 5.

Model No:	Wheel Size:	Wheel Width:	Shaft Diameter:	Grit:
FW2510405	Ø25mm	10mm	Ø6mm	40
FW2510605	Ø25mm	10mm	Ø6mm	60
FW2510805	Ø25mm	10mm	Ø6mm	80
FW2520405	Ø25mm	20mm	Ø6mm	40
FW2520605	Ø25mm	20mm	Ø6mm	60
FW2520805	Ø25mm	20mm	Ø6mm	80
FW4020405	Ø40mm	20mm	Ø6mm	40
FW4020605	Ø40mm	20mm	Ø6mm	60
FW4020805	Ø40mm	20mm	Ø6mm	80
FW4030405	Ø40mm	30mm	Ø6mm	40
FW4030605	Ø40mm	30mm	Ø6mm	60
FW4030805	Ø40mm	30mm	Ø6mm	80
FW5025405	Ø50mm	25mm	Ø6mm	40
FW5025605	Ø50mm	25mm	Ø6mm	60
FW5025805	Ø50mm	25mm	Ø6mm	80
FW6030405	Ø60mm	30mm	Ø6mm	40
FW6030605	Ø60mm	30mm	Ø6mm	60
FW6030805	Ø60mm	30mm	Ø6mm	80
FW8050405	Ø80mm	50mm	Ø6mm	40
FW8050605	Ø80mm	50mm	Ø6mm	60
FW8050805	Ø80mm	50mm	Ø6mm	80



F SEE BELOW
Flap Wheels Assortment Ø6mm Shaft Packs of 5

Aluminium oxide flap wheels on Ø6mm shaft. Suitable for use with power drills. Supplied in packs of 5. Pack includes 40Grit (x1), 60Grit (x2) and 80Grit (x2).

Model No:	Wheel Size:	Wheel Width:	Shaft Diameter:	Grit:
FW2510ASS	Ø25mm	10mm	Ø6mm	40 (x1) 60 (x2) 80 (x2)
FW2520ASS	Ø25mm	20mm	Ø6mm	40 (x1) 60 (x2) 80 (x2)
FW4020ASS	Ø40mm	20mm	Ø6mm	40 (x1) 60 (x2) 80 (x2)
FW4030ASS	Ø40mm	30mm	Ø6mm	40 (x1) 60 (x2) 80 (x2)
FW5025ASS	Ø50mm	25mm	Ø6mm	40 (x1) 60 (x2) 80 (x2)
FW6030ASS	Ø60mm	30mm	Ø6mm	40 (x1) 60 (x2) 80 (x2)
FW8050ASS	Ø80mm	50mm	Ø6mm	40 (x1) 60 (x2) 80 (x2)



G-P SEE BELOW
Mounted Wheels

Abrasive heads. Suitable for use with die grinders and drills. Supplied individually.


Model No:	Head Diameter:	Shaft Diameter:	Shaft Length:	Overall Length:
G MW01	Ø25mm	Ø6mm	25mm	52mm
H MW02	Ø13mm	Ø6mm	25mm	53mm
I MW03	Ø25mm	Ø6mm	12mm	44mm
J MW04	Ø19mm	Ø6mm	26mm	53mm
K MW05	Ø25mm	Ø6mm	38mm	65mm
L MW06	Ø13mm	Ø3mm	18mm	48mm
M MW07	Ø10mm	Ø3mm	15mm	44mm
N MW08	Ø15mm	Ø3mm	19mm	48mm
O MW09	Ø12mm	Ø3mm	10mm	42mm
P MW10	Ø13mm	Ø3mm	16mm	45mm



A-B SEE BELOW
Polycarbide Wheels

Versatile abrasive wheels for use with Sealey and other leading makes of grinding and cutting power tools. Suitable for removal of paint/rust and other flaking materials when a less harsh abrasive is needed.

A Model No:	PTC/SW100
Size:	Ø100 x 13mm
Spindle Size:	Ø6mm
B Model No:	PTC/CW115
Size:	Ø115 x 13mm
Bore:	Ø22mm



C-H SEE BELOW
Backing Pads & Nuts

Backing pads for grinders and sanders.

Model No:	Pad Size:	Suitability:	Thread Size:
C PTC/BP3	Ø90mm	Ø100mm	n/a
D PTC/BP4	Ø104mm	Ø115mm	n/a
E PTC/BP7/5/8	Ø171mm	Ø180mm	5-8"UNC

Lock nuts for backing pads.

Model No:	Thread Size:
F PTC/BP3/NUT	M10 x 1.25mm
G PTC/BP3/NUT15	M10 x 1.5mm
H PTC/BP4/NUT	M14 x 2mm



I SAG115
Ø115mm Angle Grinder 900W

For full details, see page 878.



J PTC/QCNM14
M14 Quick Change Angle Grinder Locking Nut

Quick change locking nut for angle grinders. Easy-to-use, can tighten and release discs by hand. Suitable for Sealey and most popular branded angle grinders.

Thread Size:	M14 x 2mm
--------------	-----------



L SEE BELOW
Rubber Backing Pads with Locking Nut

For use with fibre backed sanding discs.

Model No:	Diameter:	Thread Size:
RBP116	Ø116mm	M14
RBP125	Ø125mm	M14
RBP180	Ø180mm	M14



K SEE BELOW
Grinding Stones

Aluminium oxide stones. Supplied with reduction bushes where indicated.


Model No:	Size/Bore (Reducer):	Grade:
NBG150/GWC	Ø150mm x 16mm/Ø32(Ø13)mm	A36Q Coarse
NBG150/GWF	Ø150mm x 16mm/Ø32(Ø13)mm	A60P Fine
BG150/15	Ø150mm x 20mm/Ø32(Ø13)mm	A60P Fine
BG150/16	Ø150mm x 20mm/Ø32(Ø13)mm	A36Q Coarse
BG200/15	Ø200mm x 25mm/Ø16mm	A60P Fine
BG200/16	Ø200mm x 25mm/Ø16mm	A36Q Coarse



M PTC/UPW
Universal Pin Spanner

Adjustable from 10-30mm to suit most pin discs found on air and electric grinders and sanders. Comfort profiled and dipped handle.

Size/Type:	10-30mm/4mm Pins
------------	------------------



A

A SMS2101.SW

Ø200mm Sharpening Stone for SMS2101

Aluminium oxide sharpening stone for use with Model No. SMS2101, see page 1203.

Bore: Ø12mm




D

D SMS2101.HW

Ø200mm Honing Wheel for SMS2101

Leather covered honing wheel for use with Model No. SMS2101.

Bore: Ø12mm



E

F

G

E-G SEE BELOW

Wet & Dry Stone Wheels

E Model No:	SM521GW200W
Size:	Ø200 x 40mm
Bore:	Ø20mm
Grinding Speed:	130rpm
F Model No:	SMS2107GW200W
Size:	Ø200 x 20mm
Bore:	Ø20mm
Grinding Speed:	320rpm
G Model No:	SMS2107GW125D
Size:	Ø125 x 50mm
Bore:	Ø12.7mm
Grinding Speed:	2850rpm



L

Ø100mm

L SA95PXPLUS

Deluxe Stripe Removing Pad

'Toothed' cutting edges rapidly remove pinstripes or double-sided tape prior to refinishing.

Pad Size:	Ø100 x 27mm
Thread Size:	5/16"UNF
Minimum Diameter:	Ø50mm
Maximum Speed:	4000rpm



B

B SEE BELOW

Wire Wheels

Brass coated steel wire wheel. Supplied with reduction bushes.

Model No:	Size/Bore (Reducer):
BG150/WW1	Ø150mm x 13mm/Ø32(Ø13mm)
BG150/WW2	Ø150mm x 20mm/Ø32(Ø13mm)
BG200/WW1	Ø200mm x 13mm/Ø32(Ø13mm)



H

Ø100mm

H SA695WA

Angled Wire Wheel for SA695

Size: Ø100 x 25mm



J

Ø100mm

J SA695A

Polycarbide Wheel for SA695

Size: Ø100 x 28mm
Thread: 5/16"UNF



M

Ø88mm

M SA95/PXM

Stripe Removing Pad

Suitable for use in a drill chuck, for removing pinstripes or double-sided tape from panel work prior to refinishing.

Pad Size:	Ø88 x 15mm
Thread Size:	6mm Mandrel
Minimum Diameter:	Ø38mm
Maximum Speed:	4000rpm




C

C SEE BELOW

Buffing Wheels

Manufactured entirely from cotton. Soft density. Provides high quality finish.

Model No:	Size/Bore:	Type:	Ply:
BG150BW	Ø150mm x 13mm/Ø16mm	Fine	32
BG200BW	Ø200mm x 16mm/Ø16mm	Fine	40
BG150BWC	Ø150mm x 13mm/Ø13mm	Coarse	40
BG200BWC	Ø200mm x 16mm/Ø16mm	Coarse	40



I

Ø100mm

I SA695WS

Straight Wire Wheel for SA695

Size: Ø100 x 25mm



K

NEW

Ø88mm

K SA95UNI

Universal Stripe Removing Pad

Suitable for removing pinstripes or double sided tape from panel work prior to refinishing. Waved design to increase airflow and thus prolonging life. 5/16" UNF Fitting with 6mm mandrel adaptor to also allow use with a standard drill.

Pad Size:	Ø88 x 20mm
Thread Size:	5/16"UNF, 6mm Mandrel
Minimum Diameter:	Ø40mm
Maximum Speed:	4000rpm



N

Ø88mm

N SA95/PX

Stripe Removing Pad

Suitable for use with Model No. SA95, for removing pinstripes or double-sided tape from panel work prior to refinishing.

Pad Size:	Ø88 x 16mm
Thread Size:	1/4"UNC
Minimum Diameter:	Ø38mm
Maximum Speed:	4000rpm




A WJTASS

Jigsaw Blades Assorted - Pack of 5

Combination of Chrome Vanadium and HSS blades suitable for cutting a variety of materials. Compatible with Sealey and most other popular brands of jigsaw.

Contents: WJT101B - 75mm Wood & Plastics, WJT111C - 75mm Wood & Plastics, WJT144D - 75mm Wood, WJT118A - 55mm Steel & Sheet Metals, WJT118B - 55mm Non-Ferrous Metals and Aluminium



Model No WJT101BR features reversed teeth for cutting on downward stroke.

B SEE BELOW

Jigsaw Blades - Pack of 5

Jigsaw blades compatible with most popular brands of jigsaws.

Model No:	Applications:	Material:	TPI:	Toothed Length:	Pack Qty:
WJT101B	Wood & Plastics	CV-Steel	10	75mm	5
WJT101BR	Wood & Plastics	CV-Steel	10	75mm	5
WJT301CD	Wood & Plastics	CV-Steel	8	90mm	5
WJT111C	Soft Wood & Plastics	CV-Steel	9	75mm	5
WJT144D	Quick Cut for Wood	CV-Steel	6	75mm	5
WJT344D	Quick Cut for Wood	CV-Steel	6	105mm	5
WJT101A	Non-ferrous Metals & Aluminium	Bi-Metal	12	75mm	5
WJT118A	Steel & Sheet Metals up to 2mm	HSS	21	55mm	5
WJT318A	Steel & Sheet Metals up to 2mm	Bi-Metal	21	105mm	5
WJT118B	Non-ferrous Metals & Aluminium	HSS	12	55mm	5
WJT118BF	Non-ferrous Metals & Aluminium & Stainless Steel up to 3mm	Bi-Metal	12	55mm	5
WJTASS	See A for assortment contents				



D SEE BELOW

Reciprocating Saw Blades - Pack of 5

Reciprocating saw blades compatible with Sealey and most other popular brands of reciprocating saw.

Model No:	Applications:	TPI:	Toothed Length:	Pack Qty:
WRS3021/150	Medium cut for wood, gypsum boards and gas formed concrete	6	130mm	5
WRS3021/300	Medium cut for wood, gypsum boards and gas formed concrete	6	280mm	5
WRS3029/240	Ideal for cutting through green wood	5	220mm	5
WRS3019/225	Suitable for cutting through all types of wood	3	205mm	5
WRS3014/150	Very fine cuts for sheet metals and pipes thicker than 1.2mm	18	130mm	5
WRS3014/200	Universal saw blade for iron, steel and pipes thicker than 1.2mm	18	205mm	5
WRS3014/250	Universal saw blade for iron, steel and pipes thicker than 1.2mm	18	230mm	5
WRS3013/150	Medium cut for iron, steel pipes, non ferrous metals and pallets	14	130mm	5
WRS3013/200	Medium cut for iron, steel pipes, non ferrous metals and pallets	14	205mm	5
WRS3013/250	Medium cut for iron, steel pipes, non ferrous metals and pallets	14	230mm	5
WRS3018/150	Coarse cut for cast iron and steel pipes, on-ferrous metals and pallets	10	130mm	5
WRS3018/280	Coarse cut for cast iron and steel pipes, on-ferrous metals and pallets	10	260mm	5

C SEE BELOW

Pipe Saw Blades - Pack of 5

Rigid/rem's/flex pipe saw blades, compatible with Sealey and most other popular brands of reciprocating saw.

Model No:	Material:	TPI:	Toothed Length:	Pack Qty:
WPS1002	Bi-Metal	8	200mm	5
WPS1004	Bi-Metal	10-14	300mm	5



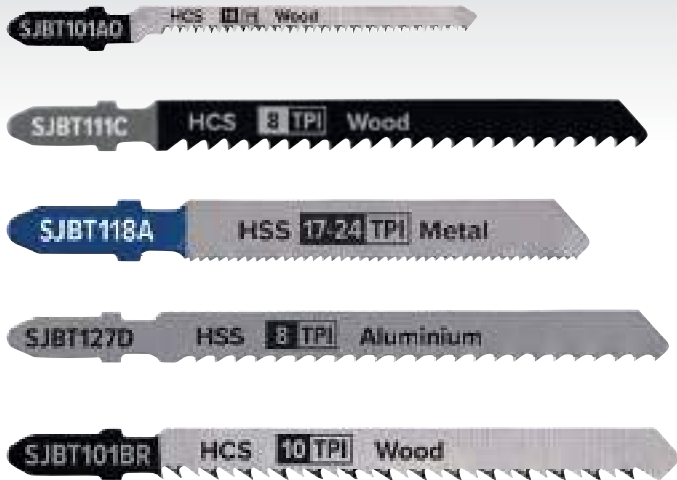
E SRS850

850W Reciprocating Saw

For full details, see page 886.

Motor Power:	850W
Supply:	230V
No-Load Speed:	0-2800spm
Vibration/Uncertainty:	22.168/1.5m/s ²
Replacement Blade Set:	SBS3150
Weight:	2.55kg

A



Model No SJBT101BR features reversed teeth for cutting on downward stroke.




A SEE BELOW

Jigsaw Blades - Packs of 5

Suitable for Sealey and most other popular brands of jigsaw.

Model No:	Applications:	TPI:	Toothed Length:	Pack Qty:
SJBT101AO	Wood - Hard	18	83mm	5
SJBT101B	Wood - Hard	10	100mm	5
SJBT101BR	Wood - Hard	10	100mm	5
SJBT101D	Wood - Hard	6	100mm	5
SJBT111C	General - Wood	8	100mm	5
SJBT118A	Metal	17-24	92mm	5
SJBT118AF	Metal	21	75mm	5
SJBT118B	Metal	11-14	92mm	5
SJBT118BF	Metal	12	75mm	5
SJBT118G	Metal	32	75mm	5
SJBT119BO	General - Wood	12	75mm	5
SJBT127D	Aluminium	8	100mm	5
SJBT144D	General - Wood	6	100mm	5

B



B SEE BELOW

Jigsaw Blades - Packs of 5

Suitable for Sealey and most other popular brands of jigsaw.

Model No:	Applications:	TPI:	Toothed Length:	Pack Qty:
SRBR617K	Pruning & Coarse Wood	3	150mm	5
SRBR1217K	Pruning & Coarse Wood	3	300mm	5
SRBS644D	Clean Wood	6	150mm	5
SRBS644H	Clean Wood	10	150mm	5
SRBS811D	Clean Wood	6	200mm	5
SRBS911D	Clean Wood	6	230mm	5
SRBS1211D	Clean Wood	6	250mm	5
SRBR622HF	Wood & Plastics	10	150mm	5
SRBR922HF	Wood & Plastics	10	230mm	5
SRBR611DF	Wood & Nail	6	150mm	5
SRBR922DF	Wood & Nail	6	230mm	5
SRBR1211DF	Wood & Nail	6	300mm	5
SRBR622EF	Metal	18	150mm	5
SRBR622AF	Metal	24	150mm	5
SRBR922EF	Metal	18	230mm	5
SRBR922AF	Metal	24	230mm	5
SRBRB611F	Multipurpose	5-8	150mm	5
SRBRB922F	Multipurpose	5-8	230mm	5
SRBRB1222F	Multipurpose	5-8	300mm	5

C




CP20VJSKIT1

20V 2Ah SV20 Series Cordless Jigsaw Kit

For full details, see page 853.

No-Load Speed:	0-2400spm
Cutting Specifications:	
Wood:	80mm
Plastic:	12mm
Steel:	10mm
Metal Pipe:	Ø5-25mm
Noise Power/Pressure:	90/79db(A)
Stroke Length:	25mm
Vibration/Uncertainty:	11.18/1.5m/s ²
Body Only Weight:	2kg



A SEE BELOW

Air Saw Blades - Pack of 15

HSS Air saw blades suitable for Sealey and other leading makes of air saw.


Model No:	Blade Pitch:	Pack Qty:
SA34/B1415	14tpi	15
SA34/B2415	24tpi	15
SA34/B3215	32tpi	15

B SA34MIX

Mixed Air Saw Blades - Pack of 15

HSS Air saw blades suitable for Sealey and other leading makes of air saw. Contents: 14tpi Saw Blades (x3), 24tpi Saw Blades (x9), 32tpi Saw Blades (x3).

Blade Pitch:	Pack Qty:
14tpi (x3), 24tpi (x9), 32tpi (x3)	15



C SEE BELOW

Air Saw Blades - Pack of 15

HSS Air saw blades suitable for Sealey and other leading makes of air saw.

Model No:	Blade Pitch:	Pack Qty:
SA345/B1815	18tpi	15
SA345/B2415	24tpi	15
SA345/B3215	32tpi	15




D SEE BELOW

Air Saw Blades

HSS Air saw blades suitable for Sealey and other leading makes of air saw.

Model No:	Blade Pitch:	Pack Qty:
SA346/B1815	18tpi	15
SA346/B2415	24tpi	15
SA346/B32	32tpi	5
SA346/B3215	32tpi	15



E-G SEE BELOW

HSS Air Saw Blades

HSS Air saw blades, supplied in packs of 5 or 15. Capable of cutting most ferrous metals and plastics. Suitable for use with Sealey Model No's S01045, SA34, SA342, SA347, SA348, SA1006 and other brands of air saw.

Model No:	Pack Qty:	Blade Pitch:
E SA34/B14	5	14tpi
E SA34/B24	5	24tpi
E SA34/B32	5	32tpi
F SA345/B18	5	18tpi
F SA345/B24	5	24tpi
F SA345/B32	5	32tpi
F SA345MIX NEW	15	18tpi (x5), 24tpi (x5), 32tpi (x5)
G SA346/B18	5	18tpi
G SA346/B24	5	24tpi
G SA346MIX NEW	15	18tpi (x5), 24tpi (x5), 32tpi (x5)



H SA34

Reciprocating Air Saw


Suitable for a variety of bodyshop applications such as cutting panels, exhaust work, sills and chassis members. Excellent for initial crash repair preparation when quick removal of damaged panels is required. Fitted with safety trigger device to prevent accidental operation. Supplied with a starter pack of blades. For full specification see page 820.



A SMTA1
3pc Multi-Tool Blade Set

Includes offset cutting blade, offset scraper and a straight scraper. Universal fitting for use with Sealey and other brands of multi-tool (excluding Model No. SMT300Q).


Contents: Offset Cutting Blade, Offset Scraper, Straight Scraper



B SMTC3
3pc Quick Change Multi-Tool Cutting Blade Set

Set of three universal quick change multi-tool attachments finished with blue blades. Cutting blades suitable for wood and metal. Universal fitting for use with Sealey and other brands of multi-tool.

Contents: 10mm Bi-Metal Cutting Blade, 32mm Offset Bi-Metal Cutting Blade, 65mm Offset Bi-Metal Cutting Blade



C SMTB3
3pc Quick Change Multi-Tool Scraper Blade Set

Set of three universal quick change multi-tool attachments finished with SK7 steel blue blades. Ideal for cutting and scraping various materials. Universal fitting for use with Sealey and other brands of multi-tool.

Contents: 28 x 50mm Sharp Scraper, 52 x 45mm Flexible Scraper, 52 x 26mm Rigid Scraper



D SMTS7
7pc All-Purpose Multi-Tool Blade Set

Set of seven universal quick change multi-tool attachments designed to perform a range of tasks. Universal fitting for use with Sealey and other brands of multi-tool.

Contents: 34mm HCS Blade suitable for cutting wood, 87mm HCS Blade suitable for cutting wood, 35mm Carbide Blade suitable for cutting ceramic, 34mm HCS Blade suitable for cutting wood, 50mm Stainless Steel Blade suitable for cutting ceramic, 65mm Carbide Blade suitable for cutting ceramic, 76mm Multi-Tool Triangle Backing Pad



E WMTSET
7pc Multi-Tool Blade Set - Metal & Wood


7-Piece oscillating multifunction tool accessories set. Titanium coated. Supplied in storage case.

Contents: 69mm Bi-Metal blade WMT69 (x2), 34mm Bi-Metal Blade WMT34 (x2), 87mm Radial Bi-Metal blade WMT87 (x1), 44mm Bi-Metal Blade WMT44 (x2)

F SMTA9
82pc Multi-Tool Sanding Set

Turn your multi-tool into the ideal sander with this 82-piece sanding set. Durable and practical. Easily to apply and ideal for general polishing and sanding.

Contents: 80mm Triangle Sanding Pad Holder (x1), 40 x 80mm Triangle Sanding Pads (10pcs each 80, 100, 120, 240Grit), Finger Sanding Pad Holder (x1), Finger Sanding Pads (x40) (10pcs of each 80, 100, 120, 240Grit)



Eye Protection

See pages 1277 to 1279 for our full range of eye protection.

A NEW



A SMTA34W

34mm Multi-Tool Blade Wood

HCS blade suitable for cutting wood. 1.4mm Teeth. 34mm Cutting length.

Cutting Length:	34mm
Teeth Size:	1.4mm

B NEW



B SMTA41W

41mm Multi-Tool Blade Wood

HCS blade suitable for cutting wood. 1.7mm Teeth. 41mm Cutting length.

Cutting Length:	41mm
Teeth Size:	1.7mm

C NEW



C SMTA65W

65mm Multi-Tool Blade Wood

HCS blade suitable for cutting wood. 1.4mm Teeth. 65mm Cutting length.

Cutting Length:	65mm
Teeth Size:	1.4mm

D NEW



D SMTA87W

87mm Multi-Tool Blade Wood

HCS blade suitable for cutting wood. 1.4mm Teeth. 87mm Cutting length.

Cutting Length:	87mm
Teeth Size:	1.4mm

E NEW



E SMTA34FCW

34mm Multi-Tool Fast Cutting Blade Wood

HCS blade suitable for cutting wood. Larger 2.5mm teeth pitch allows for faster cutting. 34mm Cutting length.

Cutting Length:	34mm
Teeth Size:	2.5mm

F NEW



F SMTA65FCW

65mm Multi-Tool Fast Cutting Blade Wood

HCS blade suitable for cutting wood. Larger 2.5mm teeth pitch allows for faster cutting. 65mm Cutting length.

Cutting Length:	65mm
Teeth Size:	2.5mm

G NEW



G SMTA33MW

33mm Multi-Tool Blade Metal & Wood

Bi-metal blade suitable for cutting soft metals and wood. 1.4mm Teeth. 33mm Cutting length.

Cutting Length:	33mm
Teeth Size:	1.4mm

H NEW



H SMTA44MW

44mm Multi-Tool Blade Metal & Wood

Bi-metal blade suitable for cutting soft metals and wood. 1.4mm Teeth. 44mm Cutting length.

Cutting Length:	44mm
Teeth Size:	1.4mm

I NEW



I SMTA65MW

65mm Multi-Tool Blade Metal & Wood

Bi-metal blade suitable for cutting soft metals and wood. 1.2mm Teeth. 65mm Cutting length.

Cutting Length:	65mm
Teeth Size:	1.2mm

J NEW



J SMTA80MW

80mm Multi-Tool Blade Metal & Wood

HSS metal blade suitable for cutting soft metals and wood. 1.25mm Teeth. 80mm Cutting length.

Cutting Length:	80mm
Teeth Size:	1.25mm

K



K WMT87

87mm Multi-Tool Blade Metal & Wood

Bi-metal blade suitable for cutting through metal and wood. Titanium coated finish. 87mm cutting length.

Cutting Length:	87mm
-----------------	------

All products on this page are quick change blades.





A NEW

A SMTA50TC
50mm Multi-Tool Blade Ceramic
 Stainless steel blade suitable for cutting ceramic. 50mm Cutting length.

Cutting Length: 50mm



B NEW

B SMTA35TC
35mm Multi-Tool Blade Ceramic
 Carbide blade suitable for cutting ceramic. 35mm Cutting length.

Cutting Length: 35mm



C

C SMTA3
65mm Multi-Tool Carbide Tipped Half-Moon Cutting Blade

Suitable for cutting channels in porous concrete and removing tile grout. Universal fitting for use with all multi-tools without quick change function.

Cutting Length: 65mm



D NEW

D SMTA65TC
65mm Multi-Tool Blade Ceramic
 Carbide blade suitable for cutting ceramic. 65mm Cutting length.

Cutting Length: 65mm



E NEW

E SMTA78TC
78mm Multi-Tool Blade Ceramic
 Carbide blade suitable for cutting ceramic. 78mm Cutting length.

Cutting Length: 78mm



F NEW

F SMTA94TC
94mm Multi-Tool Blade Ceramic
 Carbide blade suitable for cutting ceramic. 94mm Cutting length.

Cutting Length: 94mm



G NEW

G SMTA60TC
60mm Multi-Tool Blade Ceramic
 Diamond blade suitable for cutting ceramic. 60mm Cutting length.

Cutting Length: 60mm



H

H SMTA4
70mm Multi-Tool Diamond Cutting Blade
 Suitable for ceramic and stone tiles, grout, concrete and masonry. Universal fitting for use with Sealey and other brands of multi-tool (excluding Model No. SMT300Q).

Cutting Length: 70mm



I

I SMTA8
88mm Multi-Tool Triangle Backing Pad
 Multi-tool attachment suitable for a variety of trade applications. Universal fitting for use with all multi-tools without quick change function.

Pad Size: 88 x 88 x 88mm



J NEW

J SMTA12
76mm Multi-Tool Triangle Backing Pad
 Hook-and-loop backing pad for use with Sealey and other brands of multi-tool.

Pad Size: 76 x 76 x 76mm



K

K CP20VMTKIT1
20V 2Ah SV20 Series Cordless Oscillating Multi-Tool Kit
 For full specification see page 854.



Correct Selection Of Blades

For long blade life, it is important to select the correct blade for the material to be cut. As an example, we indicate here the relevant blade selection information for cutting steel (box section, angle iron and C-section):

Material Size:	2-3mm	3-5mm	Over 5mm
Blade tpi:	18-24	14-18	8-14
Blade Speed:	24-71m per minute.		

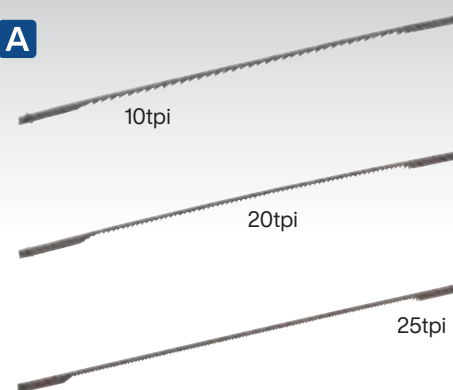
For information regarding blade selection for other materials, please contact our technical sales team on 01284 757505. Blade breakage caused by incorrect blade selection is not covered by our guarantee.

Personal Protective Equipment

We have a complete range of PPE, see pages 1276 to 1301 for full details.



A



A SEE BELOW

Scroll Saw Blades - Packs of 12

Scroll saw blades with hardened steel teeth suitable for cutting wood, plastics and thin sheet metal.

Model No:	Length:	Pitch:	Pack Qty:
SM43B10	128mm	10tpi	12
SM43B20	128mm	20tpi	12
SM43B25	128mm	25tpi	12

B SEE BELOW

Bandsaw Blades

Flexible bandsaw blades with hardened steel teeth. Suitable for cutting wood, plastics and thin metal sheet.

Model No:	Blade Size:	Pitch:	Application:
SM1303B06	1400 x 6.5mm	6tpi	SM1303
SM1303B10	1400 x 6.5mm	10tpi	SM1303
SM1303B14	1400 x 6.5mm	14tpi	SM1303
SM1303B24	1400 x 6.5mm	24tpi	SM1303
SM1304B06	1712 x 10mm	6tpi	SM1304
SM1304B10	1712 x 10mm	10tpi	SM1304
SM1304B14	1712 x 10mm	14tpi	SM1304
SM1304B24	1712 x 10mm	24tpi	SM1304
SM1305B06	2240 x 12mm	6tpi	SM1305
SM1305B10	2240 x 12mm	10tpi	SM1305
SM1305B14	2240 x 12mm	14tpi	SM1305
SM1305B24	2240 x 12mm	24tpi	SM1305
SM1306B06	2400 x 12mm	6tpi	SM1306
SM1306B10	2400 x 12mm	10tpi	SM1306
SM1306B14	2400 x 12mm	14tpi	SM1306
SM1306B24	2400 x 12mm	24tpi	SM1306

C SEE BELOW

Bandsaw Blades

Suitable for Sealey bandsaws listed below and other popular branded machines.

Model No:	Pitch:	Applications:	Blade Size:
SM5/113/6	6tpi	SM5, SM65	1638 x 13 x 0.63mm
SM5/113/10	10tpi	SM5, SM65	1638 x 13 x 0.63mm
SM5/113	14tpi	SM5, SM65	1638 x 13 x 0.63mm
SM5/113/24	24tpi	SM5, SM65	1638 x 13 x 0.63mm
SM35/B04	4tpi	SM35CE	2362 x 19 x 0.81mm
SM35/B08	8tpi	SM35CE	2362 x 19 x 0.81mm
SM35/B14	14tpi	SM35CE	2362 x 19 x 0.81mm
SM35/B18	18tpi	SM35CE	2362 x 19 x 0.81mm
SM35/B24	24tpi	SM35CE	2362 x 19 x 0.81mm
SM353CE/B04	4tpi	SM353CE	3035 x 25 x 0.89mm
SM353CE/B08	8tpi	SM353CE	3035 x 25 x 0.89mm
SM353CE/B14	14tpi	SM353CE	3035 x 25 x 0.89mm
SM353CE/085	4/6 Vari-Pitch, Bi-Metal	SM353CE	3035 x 25 x 0.89mm
SM354B03	3tpi	SM354CE	2105 x 20 x 0.89mm
SM354B06	6tpi	SM354CE	2105 x 20 x 0.89mm
SM354B14	14tpi	SM354CE	2105 x 20 x 0.89mm
SM354B18	18tpi	SM354CE	2105 x 20 x 0.89mm
SM354B24	24tpi	SM354CE	2105 x 20 x 0.89mm
SM354B610BIM	4/6 Vari-Pitch, Bi-Metal	SM354CE	2100 x 20 x 0.8mm
SM355B14	14tpi	SM355CE	2450 x 27 x 0.9mm

D 5L



D SCS0105

5L Universal Maintenance Fluid with PTFE

Universal maintenance fluid. Protects all metals. Displaces moisture and contains rust inhibitor. Cleans, lubricates and degreases target area. Silicone-free formula suitable for bodyshop use. Ideal for using with small spray trigger bottles.

E

5L



E NCO/5L

5L Neat Cutting Oil

Suitable for lubricating and cooling drill bit, blade or workpiece when cutting mild steel.

F

5L



F SCO/5L

5L Soluble Cutting Oil

Suitable for lubricating and cooling drill bit, blade or workpiece when cutting mild steel.



A SEE BELOW
Sanding Discs

Adhesive backed paper sanding discs. Suitable for Sealey disc sanders and other leading brands.

Model No:	Disc Size:	Grit:	Pack Qty:
SSD01	Ø125mm	80	5
SSD02	Ø150mm	80	1
SSD03	Ø230mm	80	1



D-E SEE BELOW
Ø305mm Sanding Discs

Model No. SSD04 is a hook-and-loop backed sanding disc. Model No. SM31/38 is adhesive backed and is suitable for Model No. SM31 Disc Sander and other brands.

Model No:	Disc Size:	Grit:	Type:
D SSD04	Ø305mm	80	Hook-and-Loop
E SM31/38	Ø305mm	80	Adhesive Backed



G SS5ASS
80Grit 5pc Sanding Sleeves

Suitable for use with Model No. SM1300.

Grit:	80Grit
Nominal Size:	Ø13 x 90mm, Ø19 x 90mm, Ø25 x 90mm, Ø38 x 90mm, Ø50 x 90mm



B SEE BELOW
Sanding Belts

Aluminium oxide, super-flexible belts. Suitable for Sealey belt sanders and other brands.

Model No:	Nominal Size:	Grit:	Pack Qty:
SA35/B40G	10 x 330mm	40	5
SA35/B60G	10 x 330mm	60	5
SA35/B80G	10 x 330mm	80	5
SA35/B100G	10 x 330mm	100	5
SA35/B120G	10 x 330mm	120	5
SA355/B60G	20 x 520mm	60	5
SA355/B80G	20 x 520mm	80	5
SA355/B100G	20 x 520mm	100	5
SA355/B120G	20 x 520mm	120	5
SBS35/B40GN	8 x 456mm	40	5
SBS35/B40GW	12 x 456mm	40	5
SBS35/B60GN	8 x 456mm	60	5
SBS35/B60GW	12 x 456mm	60	5
SBS35/B80GN	8 x 456mm	80	5
SBS35/B80GW	12 x 456mm	80	5
SBS35/B100GN	8 x 456mm	100	5
SBS35/B100GW	12 x 456mm	100	5
SBS35/B120GN	8 x 456mm	120	5
SBS35/B120GW	12 x 456mm	120	5



F SEE BELOW
Sanding Sleeves

Suitable for use with Model No. SM1300 and other leading brands of Spindle Sanders.

Model No:	Nominal Size:	Grit:
SM1300B25	Ø25 x 90mm	80
SM1300B38	Ø38 x 90mm	80
SM1300B50	Ø50 x 90mm	80



C SEE BELOW
Sanding Belts


Aluminium oxide, super-flexible sanding belts. Suitable for Sealey belt sanders and other brands.

Model No:	Nominal Size:	Grit:	Pack Qty:
SB0010	30 x 540mm	60	5
SB0011	30 x 540mm	80	5
SB0012	100 x 1220mm	80	1
SB0013	100 x 1220mm	100	1
SB0014	100 x 915mm	60	1
SB0015	100 x 915mm	80	1
SB0016	100 x 915mm	100	1
SB0017	150 x 1220mm	80	1
SB0018	150 x 1220mm	100	1
SB0019	25 x 762mm	120	5
SB0020	25 x 762mm	60	5
SB0021	25 x 762mm	80	5
SB0022	20 x 100mm	80	1
SB005	50 x 686mm	120	5
SB006	50 x 686mm	60	5
SB007	50 x 686mm	80	5
SB008	30 x 540mm	100	5
SB009	30 x 540mm	40	5
SM1300B610	610 x 100mm	80	1
WSB53245	75 x 533mm	24	5
WSB5340	75 x 533mm	40	10
WSB5360	75 x 533mm	60	10
WSB5380	75 x 533mm	80	10
WSB53100	75 x 533mm	100	10
WSB53120	75 x 533mm	120	10
CB16124/3	100 x 610mm	24	3
CB16140/3	100 x 610mm	40	3
CB16180/3	100 x 610mm	80	3
CB161120/3	100 x 610mm	120	3
CB161A/3	100 x 610mm	40, 80, 120	3
WSB61245	100 x 610mm	24	5
WSB6140	100 x 610mm	40	10
WSB6160	100 x 610mm	60	10
WSB6180	100 x 610mm	80	10
WSB61100	100 x 610mm	100	10
WSB61120	100 x 610mm	120	10
WSB62245	100 x 620mm	24	5
WSB62365	100 x 620mm	36	5
WSB6240	100 x 620mm	40	10
WSB6260	100 x 620mm	60	10
WSB6280	100 x 620mm	80	10
WSB62100	100 x 620mm	100	10
WSB62120	100 x 620mm	120	10
WSB62150	100 x 620mm	150	10





A NEW



A SMTA11
9pc 76mm Multi-Tool Sanding Sheet Set

9-Piece sanding set for the Sealey Model No. CP108VMTBO and other compatible multi-tools. Hook-and-loop backed for fast and easy changes during use. Featuring multiple grit sizes to finish off most sanding jobs. Includes three of each 60, 80 and 120Grit paper.

Size:	76 x 76 x 76mm
Grit:	60, 80, 120 (3 of each)
Pack Qty:	9



B




B SMTA7
20pc 90mm Multi-Tool Sanding Sheet Set

Includes 5-piece of each grit P60, P80, P120 and P240 with hook-and-loop backing. Suitable for use with Sealey Model No. SMTA8 backing pad.

Size:	90 x 90 x 90mm
Grit:	P60, P80, P120, P240 (5 of each)



C NEW



C SMTA10
9pc Detail Sander Sanding Sheet Set

9-Piece Sanding Set for the Sealey Model No. CP108VDSBO and other compatible multi-tools. Hook-and-loop backed for fast and easy changes during use. Featuring multiple grit sizes to finish off most sanding jobs.

Size:	150 x 150 x 100mm
Grit:	60, 120, 240 (3 of each)
Pack Qty:	9



D NEW

D SMTA9
82pc Multi-Tool Sanding Set

Turn your multi-tool into the ideal sander with this 82-piece sanding set. Durable and practical. Easy to apply and ideal for general polishing and sanding.

Contents: 80mm Triangle Sanding Pad Holder (x1), 40 x 80mm Triangle Sanding Pads (10pcs each 80, 100, 120, 240Grit), Finger Sanding Pad Holder (x1), Finger Sanding Pads (x40) (10pcs of each 80, 100, 120, 240Grit)



E NEW



E SSDS01
10pc Ø150mm Hook-and-Loop Sanding Disc Set

Hook-and-loop sanding discs suitable for all wood types. Ideal for sanding paint, varnish, filler and smoothing out edges. Hook-and-loop backed for easy installation and removal. Compatible with most Ø150mm disc sanders with a hook-and-loop backing pad including Sealey Model No. CP108VSPBO and other leading brands. Includes grit sizes T60 (x2), T120 (x4), T240 (x4).

Disc Size:	Ø150mm
Grit:	T60 (x2), T120 (x4), T240 (x4)
Pack Qty:	10



NEW



F SSD05
5pc Ø225mm Hook-and-Loop Sanding Disc Set

Hook-and-Loop Sanding discs suitable for use with Sealey Drywall Sanders. Ideal for sanding paint, varnish, filler and smoothing out edges. Hook-and-loop backed for easy installation and removal. Compatible with most Ø215-225mm disc sanders with a hook-and-loop backing pad including Sealey Model No's TDWS600, DWS215 and other leading brands. Includes five grit sizes between 60-180Grit.

Disc Size:	Ø225mm
Grit:	60, 80, 120, 150, 180 (1 of each)
Pack Qty:	5

A



A SEE BELOW

Fibre Backed Sanding Discs

Abrasive fibre backed sanding discs for use with portable disc sanders. Suitable for working on wood or metal surfaces.

Model No:	Diameter:	Grit:	Pack Qty:
WSD424	Ø100mm	24	25
FBD10036	Ø100mm	36	25
WSD440	Ø100mm	40	25
FBD10050	Ø100mm	50	25
WSD460	Ø100mm	60	25
WSD480	Ø100mm	80	25
WSD4120	Ø100mm	120	25
WSD4524	Ø115mm	24	25
FBD11536	Ø115mm	36	25
WSD4540	Ø115mm	40	25
FBD11550	Ø115mm	50	25
WSD4560	Ø115mm	60	25
WSD4580	Ø115mm	80	25

Model No:	Diameter:	Grit:	Pack Qty:
WSD45120	Ø115mm	120	25
WSD524	Ø125mm	24	25
WSD540	Ø125mm	40	25
WSD560	Ø125mm	60	25
WSD580	Ø125mm	80	25
WSD5120	Ø125mm	120	25
WSD724	Ø175mm	24	25
WSD740	Ø175mm	40	25
WSD760	Ø175mm	60	25
WSD780	Ø175mm	80	25
WSD7120	Ø175mm	120	25

B



5m 10m

B SEE BELOW
Sanding Rolls

Long lasting, heavy backing paper, suitable for orbital sanders.

Model No:	Width:	Length:	Grit:
WSR560	115mm	5m	60
WSR5120	115mm	5m	120
WSR5180	115mm	5m	180
WSR5240	115mm	5m	240
WSR1040	115mm	10m	40
WSR1060	115mm	10m	60
WSR1080	115mm	10m	80
WSR10120	115mm	10m	120
WSR10180	115mm	10m	180
WSR10240	115mm	10m	240

E



E SEE BELOW
450g Steel Wool

Quality steel wool supplied in 450g roll.

Model No:	Grade:	Weight
SW00	#00 Extra Fine	450g
SW0	#0 Fine	450g
SW1	#1 Medium	450g
SW3	#3 Coarse	450g

C



C SEE BELOW

115 x 280mm Orbital Sanding Sheets
Packs of 5

For use on most brands of half sheet orbital sanders. Suitable for sanding wood, plaster, paint, metal and fillers.

Model No:	Size:	Grit:	Pack Qty:
CS11540/5	115 x 280mm	40	5
CS11560/5	115 x 280mm	60	5
CS11580/5	115 x 280mm	80	5
CS115100/5	115 x 280mm	100	5
CS115120/5	115 x 280mm	120	5
CS115A/5	115 x 280mm	ASSORTED	5

F



50m

F SEE BELOW

25mm x 50m Engineer's Emery Rolls Brown

Engineering grade brown emery roll, ideal for hand operation.

Model No:	Width:	Length:	Grit:
ERB255080	25mm	50m	80
ERB2550120	25mm	50m	120

D

NEW



50m

D ERB5050320

50mm x 50m Engineer's Emery Roll Brown - 320Grit

Engineering grade brown emery roll, ideal for hand operation. Designed for rust removal, finishing and polishing. Not for use on wood. Supplied in a dispenser box.

Grit:	320
Length:	50m

G




50m

G SEE BELOW

50mm x 50m Engineer's Emery Rolls Brown

Engineering grade brown emery roll, ideal for hand operation.

Model No:	Width:	Length:	Grit:
ERB505080	50mm	50m	80
ERB5050120	50mm	50m	120



A SEE BELOW

Floor Sanding Sheets - Packs of 25

Silicon carbide paper. Suitable for renovating, sanding and fine finishing on wooden floors.

Model No:	Size:	Grit:	Pack Qty:
DU824EM	205 x 470mm	24	25
DU836EM	205 x 470mm	36	25
DU840EM	205 x 470mm	40	25
DU860EM	205 x 470mm	60	25
DU880EM	205 x 470mm	80	25
DU8100EM	205 x 470mm	100	25
DU8120EM	205 x 470mm	120	25




B SEE BELOW

Floor Sanding Sheets - Packs of 25

Heavy-duty silicon carbide paper. Suitable for renovating, sanding and fine finishing on wooden floors. For use with rotary drum sanders such as Clarke DU8, Clarke E2-8 and Hiretech HT-8.

Model No:	Size:	Grit:	Pack Qty:
DU824	205 x 470mm	24	25
DU824OC*	205 x 470mm	24	25
DU836	205 x 470mm	36	25
DU840	205 x 470mm	40	25
DU860	205 x 470mm	60	25
DU880	205 x 470mm	80	25
DU8100	205 x 470mm	100	25
DU8120	205 x 470mm	120	25

*DU824OC is open coat.




C SEE BELOW

Floor Grinding Blocks - Packs of 6

Silicon carbide floor grinding blocks with wooden wedges. Ideal for aggressive grinding performance for the preparation and grinding of concrete floors.

Model No:	Size:	Grit:	Pack Qty:
FGB12	50 x 50 x 100mm	12	6
FGB24	50 x 50 x 100mm	24	6
FGB36	50 x 50 x 100mm	36	6
FGB60	50 x 50 x 100mm	60	6
FGB120	50 x 50 x 100mm	120	6




D SEE BELOW

12 x 18" Orbital 1/2 Sheets - Packs of 20

General-purpose sanding sheets. Suitable for sanding on wood, plaster, paint, metal and fillers. For use with orbital sander brands such as Essex, Squarbuff, Orbitec, Starbuff and Clarke.

Model No:	Size:	Grit:	Pack Qty:
OSS121820	12 x 18"	20	20
OSS121836	12 x 18"	36	20
OSS121860	12 x 18"	60	20
OSS121880	12 x 18"	60	20
OSS1218100	12 x 18"	100	20



E RBP1218

12 x 18 x 1" Red Cleaning & Buffing Pads Pack of 5

Suitable for dry or spray buffing. For general cleaning of scuff marks and dirt while restoring gloss. Can be used on concrete, hardwood and tile.



F TBP1218

12 x 18 x 1" Tan Buffer Pads - Pack of 5

Suitable for light cleaning and dry buffing. Can be used on concrete, hardwood and tile.



G SEE BELOW

12 x 18" Mesh Screen Sheets - Packs of 10

Buffing screen sheets. Suitable to be used between coats of finish to remove raised grains of wood. For use with orbital sander brands such as Essex, Squarbuff (Square Buff), Orbitec, Starbuff and Clarke.

Model No:	Size:	Grit:	Pack Qty:
MOS121860	12 x 18"	60	10
MOS121880	12 x 18"	80	10
MOS1218100	12 x 18"	100	10
MOS1218120	12 x 18"	120	10
MOS1218150	12 x 18"	150	10



H WPP1218

12 x 18 x 1" White Polishing Pads Pack of 5

Suitable for polishing on clean and dry wood floors. Can be used on concrete, hardwood and tile.



I GSP1218

12 x 18 x 1" Green Scrubber Pads Pack of 5

Durable heavy-duty pad suitable for wet scrubbing and light stripping. Can be used on concrete, hardwood and tile.

J BSP1218

12 x 18 x 1" Black Stripping Pads - Pack of 5

Durable heavy-duty pad suitable for wet stripping. For the removal of wax, dirt and any finish. Can be used on concrete, hardwood and tile.

Model No's **D - J** are suitable for use with orbital sander brands such as Essex, Squarbuff (Square Buff), Orbitec, Starbuff and Clarke.



Colour Guide

Each colour represents a different foam density. The chart below details which colour head to use for which job.

RED FOAM

Ultra-soft foam for final finish. Ideal for car valeting.

WHITE FOAM

Dense and firm. Ideal for compounding all modern paint systems.

BLACK FOAM

Soft polishing foam. Ideal for work on dark colours.

YELLOW FOAM


Coarse foam with open cell for aggressive jobs. Ideal for LV paint.

BLUE FOAM

Medium density, all-purpose foam.

ORANGE FOAM

Firm density.



A-E SEE BELOW

Hook-and-Loop Buffing & Polishing Foam Heads

Model No:	Size:	Colour/Type:
A PTCCHV150O	Ø150 x 25mm	Orange/Firm
B PTCCHV79Y	Ø80 x 25mm	Yellow/Coarse
B PTCCHV150Y	Ø150 x 50mm	Yellow/Coarse
C PTCCHV79W	Ø80 x 25mm	White/Dense
C PTCCHV150W	Ø150 x 50mm	White/Dense
D PTCCHV79B	Ø80 x 25mm	Blue/Medium
D PTCCHV150B	Ø150 x 50mm	Blue/Medium
E PTCCHV150R	Ø150 x 50mm	Red/Ultra-Soft



K SEE BELOW

Universal DA Dust-Free Backing Pads

Suitable for air and electric tools fitted with 5/16"UNF or M8 threads.

Model No:	Pad Size:	Thread:	Suitability:
AK289	Ø150mm	5/16"UNF & M8	Stick-on
AK290	Ø150mm	5/16"UNF	Hook-and-Loop
PTC150MH	Ø150mm	5/16"UNF	Hook-and-Loop



F-J SEE BELOW

Buffing & Polishing Foam Heads

Model No:	Size:	Thread:	Colour/Type:
F PTC/CH/M14-P	Ø150 x 50mm	M14 x 2mm	Black/Soft
G PTC/CH/M14-Y	Ø150 x 50mm	M14 x 2mm	Yellow/Coarse
H PTC/CH/M14-W	Ø150 x 50mm	M14 x 2mm	White/Dense
H PTC/CH/5/8-W	Ø150 x 50mm	5/8"UNC	White/Dense
I PTC/CH/M14-B	Ø150 x 50mm	M14 x 2mm	Blue/Medium
I PTC/CH/5/8-B	Ø150 x 50mm	5/8"UNC	Blue/Medium
J PTC/CH/M14-R	Ø150 x 50mm	M14 x 2mm	Red/Ultra-Soft




L SEE BELOW

Ø150mm Buffing & Polishing Foam Heads

Manufactured from European foam. Suitable for buffing and polishing vehicle bodywork. Supplied with M14 x 2mm female thread.


Model No:	Type:	Size:	Thread:
PTC150CHM	Medium	Ø150 x 50mm	M14 x 2mm
PTC150CHS	Soft	Ø150 x 50mm	M14 x 2mm



A-C SEE BELOW

Hook-and-Loop Compounding/Buffering and Polishing Foam Heads

Model No:	Size:	Colour/Type:
A PTCCHV79P	Ø80 x 25mm	Black/Soft
A PTCCHV150P	Ø150 x 50mm	Black/Soft
B PTCCHW80O	Ø80 x 25mm	Orange/Firm
B PTCCHW150O	Ø150 x 25mm	Orange/Firm
C PTCCHW80R	Ø80 x 25mm	Red/Ultra Soft
C PTCCHW150R	Ø150 x 25mm	Red/Ultra Soft



D PTCCHC850

Buffing & Polishing Foam Cone Orange/Firm

Foam polishing cone holds compound for clean and precise application to workpiece. Allows difficult areas to be reached, such as between spokes and in recesses on alloy wheels. Suitable for use with Sealey Model No. CP2812V and other brands of mini polishers.

Size:	Ø35-Ø84 x 82mm
Thread Size:	1/4"UNC

POLISHERS
For our full range of Polishers, see pages 882 to 884.



E-F SEE BELOW

10mm Polisher Pad Kits

Assorted packs containing six different types of 10mm pads. Contents: Green Foam (x2), Blue Foam (x2), Orange Foam (x2), Red Foam (x2), Microfibre Pad 6mm (x2), Wool Pad (x2). Colour guide is as follows: Green is firm and for heavy cutting, blue is medium density all-purpose foam, orange is for polishing, red is soft foam for a final finish, microfibre is slightly more aggressive than foam but is also a finishing pad.

Model No:	Size:
E SPK600ACC1	Ø40 x 10mm
F SPK600ACC2	Ø56 x 10mm



G SCS700

500ml Fine Cutting Compound

Fine cutting compound will help to restore gloss and remove moderate swirl marks and fine scratches in all paintwork, without drying out or generating a large amount of polishing dust.

Size:	500ml
--------------	-------



H SCS701

500ml Medium Cutting Compound

Medium cutting compound will help to restore gloss and remove moderate swirl marks and fine scratches in all paintwork, without drying out or generating a large amount of polishing dust.

Size:	500ml
--------------	-------




I SCS702

500ml Super Polymer Polish

Super polymer polish helps to protect and restore gloss paintwork. For use with dual action and rotary polishers. Contains premium carnauba wax for unsurpassable shine. Built-in salt inhibitor builds a durable coating for long term lustre, with repeated use.

Size:	500ml
--------------	-------



A SEE BELOW

Hook-and-Loop Backing Pads

Hook-and-loop faced pads suitable for use with hook-and-loop backed buffing and polishing foam heads.

Model No:	Pad Size:	Type:	Thread:
PTCBPV3	Ø117mm	Hard	M14 x 2mm
PTCBPV4	Ø75mm	Hard	M14 x 2mm
PTCBPV3S	Ø123mm	Ultra-Soft	M14 x 2mm
PTCBPV4S	Ø70mm	Ultra-Soft	M14 x 2mm



E SEE BELOW

5/16"UNF DA Backing Pads

Suitable for Ø150mm abrasive discs.

Model No:	Pad Size:	Type:	Thread:
PTC115VA516	Ø115mm	5/16UNF	Ø115mm Hook-and-Loop (Firm)
PTC/150SA	Ø145mm	5/16UNF	Ø115mm Stick-on (Soft)
PTC/150VA	Ø145mm	5/16UNF	Ø115mm Hook-and-Loop (Firm)



J SEE BELOW

Hook-and-Loop Backing Pads - M14

Suitable for air and electric tools fitted with M14 thread.

Model No:	Pad Size:	Thread:
PTC/150VA/M14	Ø148mm	M14 x 2mm
PTC/180VA	Ø178mm	M14 x 2mm



B SEE BELOW

Hook-and-Loop Backing Pads

Model No:	Pad Size:	Type:	Thread:
PTC50VA516	Ø50mm	Male	5/16"UNC
PTC50VAM6	Ø50mm	Male	M6 x 1mm
PTC75VA	Ø71mm	Female	1/4"UNC
PTC75VA516	Ø71mm	Male	5/16"UNC
PTC75VAM6	Ø71mm	Male	M6 x 1mm
PTC75VAM14	Ø75mm	Male	1/4"UNC
PTC75VM10	Ø75mm	Female	M10 x 1.5mm
PTC75HLM	Ø75mm	Male	6mm Shaft



F PTC150DFV

Ø145mm DA Dust-Free Backing Pad for Hook-and-Loop Discs 5/16"UNF

Suitable for air and electric tools fitted with 5/16"UNF threads.


Pad Size:	Ø145mm (Firm)
Thread Size:	5/16"UNF
Suitability:	Ø150mm Hook & Loop



K ER/MS/66

Ø180mm Tie Cord Polishing Bonnet

Suits all makes of electric and air polishing machines. Uses 100% pure new wool pile to obtain a professional deep polishing effect.



C-D SEE BELOW

Ø75mm Hook-and-Loop Accessories

Suitable for use with Ø75mm backing pads.

Polishing Mop	
C Model No:	PTCPM75
Size:	Ø75mm
Microfibre Cloth	
D Model No:	PTCMC75
Size:	Ø75mm



G-I SEE BELOW

Ø150mm Hook-and-Loop Accessories

Suitable for use with Ø150mm backing pads.

Model No:	Description:
G PTC150M6	Backing Pad M6 x 1mm
H PTCMC150	Terry Bonnet Pad
I PTCWB150	Polishing Bonnet



L PTCPB100

Ø100mm Polishing Ball

Manufactured from soft non-woven fabric. Ideal for cleaning in and around alloy wheels. Suitable for use with air or electric drills.

Size:	Max Speed:	Shaft Size:
Ø100mm	35000rpm	Ø11mm

STORAGE & WORKSTATIONS

 [back to Section List](#)



Cabinet Boxes
1058-1060

Cargo Storage Cases
1079

Compartment Boxes
1060-1062

**Flammables/Hazardous
Storage Cabinets**
1002-1004

Floor Cabinets
1001

Floor Tiles
1050

Foldable Workbenches
1039

Key Cabinets
1072-1073

Lockers
1002

**Modular Storage System
American PRO®**
1006-1008

**Modular Storage System
Premier™**
1024-1031

**Modular Storage System
Superline PRO®**
1009-1023

STORAGE & WORKSTATIONS



[back to
Section List](#)

Padlocks

1070-1071

Parts & Wall Storage

1053-1062

Power Tool Storage Racks

1051

Racking Systems

1040-1044

Safes

1074-1075

Sites Boxes

1076-1079

Storage Hooks

1051-1053

Tool Cases

1063-1065

Tool Chest Accessories

1046-1049

Tool Chests American PRO®

946-953

Tool Chests Premier™

977-988

Tool Chests Superline PRO®

954-976

Tool Storage Bags

1068-1069

Toolboxes

1063-1067

Truck & Site Boxes

1076-1079

Tyre Storage Systems

1044-1045

Van Storage Systems

1080

Wheel Trolleys

1045

Workbenches

995-1000

Workshop Trolleys

991-995

Workstations Mobile

989-990

Workstations Premier Industrial™

1032-1038



**2 YEAR
GUARANTEE**



**6 Drawer
& Cupboard
Combination**

Model No:	Colour:
A AP22B	Blue
B AP22BK	Black
C AP22HVG	Green
D AP22O	Orange
E AP22R	Red
F AP22Y	Yellow

Specification:	Width:	Depth:	Height:
4 Drawer Topchest:			
Overall Size:	600mm	260mm	340mm
Small Drawer (x3):	510mm	225mm	35mm
Medium Drawer (x1):	510mm	225mm	85mm
2 Drawer Rollcab:			
Overall Size:	615mm	295mm	705mm
Medium Drawer (x2):	515mm	275mm	65mm
Cupboard (x1):	610mm	275mm	375mm

A-F SEE RIGHT

6 Drawer Topchest & Rollcab Combinations with Ball-Bearing Slides

The economical way to buy American PRO® Ball-Bearing quality tool chests. Supplied packed one inside the other. This mid-size combo has smooth 25mm ball-bearing slides and all the features of the professional chests, except that the rollcab is not lockable and the castors are Ø75mm. These boxes are not interchangeable with the rest of the American PRO® Ball-Bearing Range.



American PRO
2 YEAR GUARANTEE*
 6 Drawer & Cupboard Combination
Ball-bearing Draw Slides

A-C SEE BELOW

6 Drawer Topchest & Rollcab Combinations with Ball-Bearing Slides

The economical way to buy American PRO® Ball-Bearing quality tool chests. Supplied packed one inside the other. This mid-size combo has smooth 25mm ball-bearing slides and all the features of the professional chests except that the rollcab is not lockable and the castors are Ø75mm. These boxes are not interchangeable with the rest of the American PRO® Ball-Bearing Flange.

Specification:	Width:	Depth:	Height:
4 Drawer Topchest:			
Overall Size:	600mm	260mm	340mm
Small Drawer (x3):	510mm	225mm	35mm
Medium Drawer (x1):	510mm	225mm	85mm
2 Drawer Rollcab:			
Overall Size:	615mm	295mm	700mm
Medium Drawer (x2):	515mm	275mm	65mm
Cupboard (x1):	610mm	275mm	375mm
Model No:	Colour:		
A AP2200BBHV	Green		
B AP2200BBCP	Purple		
C AP2200BB	Red		



Features 2 door cabinet.



D-F SEE BELOW

3 Drawer Mid-Boxes with Ball-Bearing Slides

Additional storage to be used with the rest of the American PRO® range. Features smooth 25mm ball-bearing drawer slides and cylinder lock for additional security. Supplied with two keys.

Specification:	Width:	Depth:	Height:
Overall Size:	605mm	260mm	250mm
Small Drawer (x2):	510mm	220mm	50mm
Medium Drawer (x1):	510mm	220mm	65mm
Model No:	Colour:		
D AP22309BBHV	Green		
E AP22309BBCP	Purple		
F AP22309BB	Red		

3 Drawer **Ball-bearing Draw Slides** **2 YEAR GUARANTEE*** **American PRO**



Magnetic

G APCSTS

Collapsible Magnetic Parts Tray Set

For full details, see page 1046.

A NEW

B NEW

C NEW

American PRO

2 YEAR GUARANTEE*

9 Drawer & Cupboard Combination

Ball Bearing Drawer Slides




A-C SEE BELOW

9 Drawer Topchest, Mid-Box & Rollcab Stacks

The economical way to buy American PRO® Ball-Bearing quality tool chests. These mid-size combos have smooth 25mm ball-bearing slides and all the features of the professional chests except that the rollcab and mid-box are not lockable and the castors are Ø75mm. These boxes are not interchangeable with the rest of the American PRO® Ball-Bearing Range.

Specification:	Width:	Depth:	Height:
Overall Size:	615mm	295mm	1290mm
4 Drawer Topchest:			
Overall Size:	600mm	260mm	340mm
Small Drawer (x3):	510mm	225mm	35mm
Medium Drawer (x1):	510mm	225mm	85mm
3 Drawer Mid-Box:			
Overall Size:	605mm	260mm	250mm
Small Drawer (x2):	510mm	220mm	50mm
Medium Drawer (x1):	510mm	220mm	65mm
2 Drawer Rollcab:			
Overall Size:	615mm	295mm	700mm
Medium Drawer (x2):	515mm	275mm	65mm
Cupboard (x1):	610mm	275mm	375mm

Model No:	Colour:
A AP2200BBHVSTACK	Green
B AP2200BBCPSTACK	Purple
C AP2200BBSTACK	Red



D SEE BELOW

Easy Peel Shadow Foam®

Create your own tool tray inserts with this easy peel foam. Layered foam allows for depths to be set to suit the tool. Bright coloured foam underneath a black top highlights tools for a professional look. Can be cut to fit any tool tray or drawer. Made from 100% Polyethylene.

Tray Size (W x D x H):	1200 x 550 x 30mm
Model No:	Colour:
SF30B	Blue/Black
SF30BK	Black/Black
SF30G	Green/Black
SF30OR	Orange/Black
SF30R	Red/Black
SFPK30R (Pack of 3) NEW	Red/Black
Tray Size (W x D x H):	1200 x 550 x 50mm
Model No:	Colour:
SF50B	Blue/Black
SF50BK	Black/Black
SF50G	Green/Black
SF50OR	Orange/Black
SF50R	Red/Black
SFPK50R (Pack of 3) NEW	Red/Black



**2 YEAR
GUARANTEE***

American Pro® Tool Chests

Manufactured with double skin side walls for extra strength and finished in smooth, hi-gloss, triple baked enamel. Resists scratches, oil, dirt and most solvents. Drawers run on 25mm ball-bearing slides and drawer faces have full length pulls with chrome style trim. All chests, except AP2200BB series Rollcabs, are supplied with turnbiter type security locks complete with two numbered keys and drop down carry handles. For mobility around the workshop, even when fully laden, the cabinets additionally feature hard compound rubber castors, two fixed and two locking.



A AP2509B
9 Drawer Topchest with Ball-Bearing Slides - Black

Specification:	Width:	Depth:	Height:
Overall Size:	600mm	260mm	380mm
Small Split Drawer (x6):	150mm	220mm	35mm
Small Drawer (x2):	510mm	220mm	35mm
Medium Drawer (x1):	510mm	220mm	80mm

B AP2505B
5 Drawer Rollcab with Ball-Bearing Slides - Black

Specification:	Width:	Depth:	Height:
Overall Size:	620mm	330mm	770mm
Large Drawer (x5):	510mm	270mm	100mm



C AP2201BB
6 Drawer Topchest with Ball-Bearing Slides - Red

Specification:	Width:	Depth:	Height:
Overall Size:	600mm	260mm	340mm
Small Split Drawer (x3):	150mm	220mm	35mm
Small Drawer (x2):	510mm	220mm	35mm
Medium Drawer (x1):	510mm	220mm	80mm

D AP22309BB
3 Drawer Mid-Box with Ball-Bearing Slides - Red

Specification:	Width:	Depth:	Height:
Overall Size:	605mm	260mm	250mm
Small Drawer (x2):	510mm	220mm	50mm
Medium Drawer (x1):	510mm	220mm	65mm

E AP22505BB
5 Drawer Rollcab with Ball-Bearing Slides - Red

Specification:	Width:	Depth:	Height:
Overall Size:	620mm	330mm	770mm
Large Drawer (x5):	510mm	270mm	100mm



F AP22509BB
9 Drawer Topchest with Ball-Bearing Slides - Red

Specification:	Width:	Depth:	Height:
Overall Size:	600mm	260mm	380mm
Small Split Drawer (x6):	150mm	220mm	35mm
Small Drawer (x2):	510mm	220mm	35mm
Medium Drawer (x1):	510mm	220mm	80mm

G AP22507BB
7 Drawer Rollcab with Ball-Bearing Slides - Red

Specification:	Width:	Depth:	Height:
Overall Size:	620mm	330mm	885mm
Small Drawer (x2):	510mm	270mm	45mm
Large Drawer (x5):	510mm	270mm	100mm

Please note that for security reasons we are only able to supply complete lock assembly and key sets as replacements for our toolboxes and site boxes (where applicable) and not individual replacement keys. We therefore recommend getting additional keys cut if deemed necessary.



**2 YEAR
GUARANTEE***

A-E SEE BELOW

American PRO® Tool Chests

Manufactured with double skin side walls for extra strength and finished in smooth, hi-gloss, triple baked enamel. Resistant to scratches, oil, dirt and most solvents. Drawers run on 25mm ball-bearing slides for strength and drawer faces have full length pulls with chrome style trim. All chests are supplied with tumbler type security locks and two numbered keys and have drop down carry handles. For mobility around the workshop, even when fully laden, the rollcab features hard compound rubber wheels, two fixed and two locking castors. All drawers have been specifically sized to accommodate our range of Siegen tool trays.

A AP3505TB

5 Drawer Topchest with Ball-Bearing Slides - Black

Specification:	Width:	Depth:	Height:
Overall Size:	600mm	305mm	470mm
Overall Size inc. Handle:	625mm	305mm	470mm
Medium Drawer (x5):	510mm	270mm	65mm

B AP3503TB

3 Drawer Mid-Box Chest with Ball-Bearing Slides - Black

Specification:	Width:	Depth:	Height:
Overall Size:	605mm	310mm	275mm
Medium Drawer (x3):	510mm	270mm	65mm

C AP3508TB

8 Drawer Rollcab with Ball-Bearing Slides - Black

Specification:	Width:	Depth:	Height:
Overall Size:	615mm	330mm	885mm
Overall Size inc. Handle:	680mm	330mm	885mm
Medium Drawer (x5):	510mm	270mm	65mm
Large Drawer (x3):	510mm	270mm	100mm

F AP35TBCOMBO

16 Drawer Tool Chest Combination with Ball-Bearing Slides & 420pc Tool Kit

This modular tool kit includes: Tool Chests; AP3503TB, AP3505TB, AP3508TB and Tool Trays; S01120, S01124, S01125, S01126, S01127, S01129, S01130, S01131, S01133, S01134.



D AP35STACK

16 Drawer Tool Chest Combination with Ball-Bearing Slides - Black

Includes Model No's AP3505TB, AP3503TB and AP3508TB.

Specification:	Width:	Depth:	Height:
Overall Size inc. Handle:	680mm	330mm	1630mm

E NEW

8 Drawer



E AP35TBCOMBO3

8 Drawer Rollcab with Ball-Bearing Slides & 136pc Tool Kit - Black

This modular tool kit includes: Tool Chest; AP3508TB and Tool Trays; S01120, S01123, S01129, S01127, S01134. Refer to individual Model No's on pages 26 to 28, for contents and full specification of tool trays included.

Specification:	Width:	Depth:	Height:
Overall Size inc. Handle:	680mm	330mm	885mm
Medium Drawer (x5):	510mm	270mm	65mm
Large Drawer (x3):	510mm	270mm	100mm

F

5 Drawer

3 Drawer

8 Drawer



F

Refer to individual Model No's on pages 26 to 28, for contents and full specification of tool trays included.



A-G American PRO® Tool Chests

Manufactured from double skin side walls for extra strength and finished in a smooth, hi-gloss triple baked enamel. Resistant to scratches, oil, dirt and most solvents. Topchests and mid-boxes feature 35mm ball-bearing slides and recessed carry handles. Rollcabs feature 45mm ball-bearing slides, side handle and four castors (two fixed and two locking) for mobility around the workshop, even when fully laden. Each drawer face has full length pulls with chrome style trims. All chests are supplied with tumbler type security locks and two numbered keys.



A SEE BELOW

5 Drawer Topchests with Ball-Bearing Slides

Specification:	Width:	Depth:	Height:
Overall Size:	660mm	305mm	430mm
Small Drawer (x4):	565mm	270mm	45mm
Medium Drawer (x1):	565mm	270mm	70mm
Model No:	Colour:		
AP225	Red		
AP225B	Black		

B SEE BELOW

3 Drawer Mid-Boxes with Ball-Bearing Slides

Specification:	Width:	Depth:	Height:
Overall Size:	670mm	315mm	255mm
Small Drawer (x2):	565mm	270mm	45mm
Medium Drawer (x1):	565mm	270mm	70mm
Model No:	Colour:		
AP223	Red		
AP223B	Black		

C SEE BELOW

6 Drawer Rollcabs with Ball-Bearing Slides

Specification:	Width:	Depth:	Height:
Overall Size:	680mm	460mm	950mm
Small Drawer (x1):	565mm	405mm	70mm
Medium Drawer (x4):	565mm	405mm	90mm
Large Drawer (x1):	565mm	405mm	145mm
Model No:	Colour:		
AP226	Red		
AP226B	Black		

F-G SEE BELOW

13 Drawer Topchest & Rollcab Combinations with Ball-Bearing Slides

The economical way to buy American PRO® Ball-Bearing quality tool chests. Supplied packed one inside the other. This combo has smooth 25mm ball-bearing slides and all the features of the professional chests except that the swivel castors are Ø100mm. Features locks on both the topchest and rollcab, with removable steel bar on the rollcab and integral bars on the topchest. Supplied with two keys for each lock.

Specification:	Width:	Depth:	Height:
9 Drawer Topchest:			
Overall Size:	800mm	260mm	380mm
Small Split Drawer (x6):	150mm	220mm	35mm
Small Drawer (x2):	510mm	220mm	35mm
Medium Drawer (x1):	510mm	220mm	80mm
4 Drawer Rollcab:			
Overall Size:	615mm	330mm	935mm
Small Drawer (x2):	515mm	305mm	45mm
Medium Drawer (x2):	515mm	305mm	80mm
Cupboard (x1):	610mm	295mm	425mm
Model No:	Colour:		
F AP22513BB	Red		
G AP2513B	Black		



D-E SEE RIGHT

14 Drawer Topchest, Mid-Box & Rollcab Combinations with Ball-Bearing Slides



**A AP9243BBCOMBO****3 Drawer Portable Tool Chest with Ball-Bearing Slides & 93pc Tool Kit**

American PRO® 3 Drawer Portable Tool Chest Model No. AP9243BB (see page 1067) with 93pc Tool Kit. See www.sealey.co.uk for full details.

**B AP9243BBHVCOM****3 Drawer Portable Tool Chest with Ball-Bearing Slides & 93pc Tool Kit**

American PRO® 3 Drawer Portable Tool Chest Model No. AP9243BBHV (see page 1067) with 93pc Tool Kit. See www.sealey.co.uk for full details.

**C AP2201BBCOMBO****6 Drawer Topchest with Ball-Bearing Slides & 98pc Tool Kit**

American PRO® 6 Drawer Topchest Model No. AP2201BB (see page 949) with 98pc Tool Kit. See www.sealey.co.uk for full details.

**D AP22509BBCOMB****9 Drawer Topchest with Ball-Bearing Slides & 205pc Tool Kit**

American PRO® 9 Drawer Topchest Model No. AP22509BB (see page 949) with 205pc Tool Kit. See www.sealey.co.uk for full details.

**E AP225COMBO****5 Drawer Topchest with Ball-Bearing Slides & 272pc Tool Kit**

American PRO® 5 Drawer Topchest Model No. AP225 (see page 951) with 272pc Tool Kit. See www.sealey.co.uk for full details.

**F AP225BCOMBO****5 Drawer Topchest with Ball-Bearing Slides - Black & 272pc Tool Kit**

American PRO® 5 Drawer Topchest Model No. AP225 (see page 951) with 272pc Tool Kit. See www.sealey.co.uk for full details.



A-I SEE BELOW

6 Drawer Topchest & Rollcab Combinations with Ball-Bearing Slides & 170pc Tool Kit

The economical way to buy American PRO® Ball-Bearing quality tool chests. These boxes are not interchangeable with the rest of the American PRO® Ball-Bearing Range.

Model No:	Colour:
A AP2200BBCOMBO	Red/Grey
B AP2200COMBOHV	Green/Grey
C AP2200COMBOCP	Purple/Grey
D AP220COMBO	Black/Orange
E AP22BCOMBO	Black/Blue
F AP22YCOMBO	Black/Yellow
G AP22BKCOMBO	Black/Black
H AP22RCOMBO	Black/Red
I AP22HVGCOMBO	Black/Green

2 YEAR GUARANTEE*



6 Drawer & Cupboard Combination

Specification:	Width:	Depth:	Height:
4 Drawer Topchest:			
Overall Size:	600mm	260mm	340mm
Small Drawer (x3):	510mm	225mm	35mm
Medium Drawer (x1):	510mm	225mm	85mm
2 Drawer Rollcab:			
Overall Size:	615mm	295mm	705mm
Medium Drawer (x2):	515mm	275mm	65mm
Cupboard (x1):	610mm	275mm	375mm

J



14 Drawer Combination



J AP2250BBCOMBO

14 Drawer Topchest & Rollcab Combination with Ball-Bearing Slides & 281pc Tool Kit

American PRO® 9 Drawer Topchest Model No. AP22509BB, 5 Drawer Rollcab Model No. AP22505BB (see page 949) with 281pc Tool Kit. See www.sealey.co.uk for full details.

2 YEAR GUARANTEE*

A



Superline PRO

Ball Bearing Drawer Slides

5 Drawer

5 YEAR GUARANTEE*

**A AP33059COMBO****5 Drawer Topchest with Ball-Bearing Slides - 140pc Tool Kit - Red**

Superline PRO® 5 Drawer Topchest Model No. AP33059 (see page 957) with 140pc Tool Kit. See www.sealey.co.uk for full details.

B



Superline PRO

Ball Bearing Drawer Slides

5 Drawer

5 YEAR GUARANTEE*

**B AP33059BCOMBO****5 Drawer Topchest with Ball-Bearing Slides - 140pc Tool Kit - Black**

Superline PRO® 5 Drawer Topchest Model No. AP33059B (see page 957) with 140pc Tool Kit. See www.sealey.co.uk for full details.

C



Superline PRO

Ball Bearing Drawer Slides

10 Drawer

5 YEAR GUARANTEE*

**C AP33109COMBO****10 Drawer Topchest with Ball-Bearing Slides - 140pc Tool Kit - Red**

Superline PRO® 10 Drawer Topchest Model No. AP33109 (see page 958) with 140pc Tool Kit. See www.sealey.co.uk for full details.

D



Superline PRO

Ball Bearing Drawer Slides

10 Drawer

5 YEAR GUARANTEE*

**D AP33109BCOMBO****10 Drawer Topchest with Ball-Bearing Slides - 140pc Tool Kit - Black**

Superline PRO® 10 Drawer Topchest Model No. AP33109B (see page 958) with 140pc Tool Kit. See www.sealey.co.uk for full details.



A APCOMBOBBTK55

10 Drawer Topchest & Rollcab Combination with Ball-Bearing Slides - Red with 148pc Tool Kit

Superline PRO® 5 Drawer Topchest Model No. AP33059 (see page 957), 5 Drawer Rollcab Model No. AP33459 (see page 959) with 148pc Tool Kit. See www.sealey.co.uk for full details.



B APCOMBOBBTK56

10 Drawer Topchest & Rollcab Combination with Ball-Bearing Slides - Black with 148pc Tool Kit

Superline PRO® 5 Drawer Topchest Model No. AP33059B (see page 957), 5 Drawer Rollcab Model No. AP33459B (see page 959) with 148pc Tool Kit. See www.sealey.co.uk for full details.



C APCOMBOBBTK57

15 Drawer Topchest & Rollcab Combination with Ball-Bearing Slides - Red with 148pc Tool Kit

Superline PRO® 8 Drawer Topchest Model No. AP33089 (see page 957), 7 Drawer Rollcab Model No. AP33479 (see page 959) with 148pc Tool Kit. See www.sealey.co.uk for full details.



D APCOMBOBBTK58

15 Drawer Topchest & Rollcab Combination with Ball-Bearing Slides - Black with 148pc Tool Kit

Superline PRO® 8 Drawer Topchest Model No. AP33089B (see page 957), 7 Drawer Rollcab Model No. AP33479B (see page 959) with 148pc Tool Kit. See www.sealey.co.uk for full details.



Superline PRO® Tool Chests

- ✓ All heavy gauged steel construction and manufactured with steel inner walls for extra strength and durability.
- ✓ Heavy-duty 45mm ball-bearing drawer slides provide superior performance and carry heavier loads.
- ✓ Full height rear locking mechanism, locks full-length drawers in multiple locations.
- ✓ Added security provided by tumbler locks, supplied with two folding keys.
- ✓ Rust and solvent resistant powder coated finish.
- ✓ Rollcabs fitted with four extra-heavy-duty Ø125mm PU/PP alloy style wheels, two castors with large toe locks and two fixed wheels.
- ✓ All Topchests feature heavy-duty side handles.
- ✓ All Rollcabs feature a high polished chrome handle for comfort and control when manoeuvring.
- ✓ Rollcabs and Hang-On Chests (not locker) are supplied with a 10mm thick top mat to protect surface from scratching.
- ✓ Throughout the range, each drawer features stylish aluminium drawer pulls and non-slip liners.



All Superline PRO® models are available in either red or black.



Rollcabs fitted with large side handle for ease of movement.



Heavy-duty carry handles on all Topchests.



All Rollcabs and Hang-On Chests fitted with heavy-duty rubber top mat.



Heavy-duty 45mm ball-bearing drawer slides across the range.



Added security provided by tumbler locks, supplied with two folding keys.



Aluminium drawer pulls on all Topchests, Mid-Boxes, Rollcabs and Hang-Ons.



All drawers throughout the range include non-slip liners.



Rollcabs fitted with four PU/PP wheels, two castors with locks and two fixed.

Superline PRO® Compatibility Chart - See pages 964 to 967 for Extra-Wide Models.

Model No.*	Type:	AP33059	AP33069	AP33089	AP33109	AP33339	AP33459	AP33479	AP33589
AP33059	Topchest	✗	✗	✗	✗	✓	✓	✓	✗
AP33069	Topchest	✗	✗	✗	✗	✓	✓	✓	✗
AP33089	Topchest	✗	✗	✗	✗	✓	✓	✓	✗
AP33109	Topchest	✗	✗	✗	✗	✓	✓	✓	✗
AP33339	Mid-Box	✓	✓	✓	✓	✗	✓	✓	✗
AP33459	Rollcab	✓	✓	✓	✓	✓	✗	✗	✗
AP33479	Rollcab	✓	✓	✓	✓	✓	✗	✗	✓
AP33589	Hang-On	✗	✗	✗	✗	✗	✗	✓	✗

*Model No's shown above are for the red version. If you prefer black just add a 'B' to the end of the Model No. when ordering.

A-B SEE BELOW

6 Drawer Topchests with Ball-Bearing Slides

Specification:	Width:	Depth:	Height:
Overall Size:	660mm	315mm	375mm
Small Split Drawer (x3):	165mm	270mm	45mm
Small Drawer (x2):	560mm	270mm	45mm
Medium Drawer (x1):	560mm	270mm	70mm
Model No:	Colour:		
A AP33069	Red		
B AP33069B	Black		



C-D SEE BELOW

5 Drawer Topchests with Ball-Bearing Slides

Specification:	Width:	Depth:	Height:
Overall Size:	660mm	315mm	425mm
Small Drawer (x4):	560mm	270mm	45mm
Medium Drawer (x1):	560mm	270mm	70mm
Model No:	Colour:		
C AP33059	Red		
D AP33059B	Black		



E-F SEE BELOW

8 Drawer Topchests with Ball-Bearing Slides

Specification:	Width:	Depth:	Height:
Overall Size:	660mm	315mm	430mm
Small Split Drawer (x4):	165mm	270mm	45mm
Large Split Drawer (x1):	165mm	270mm	100mm
Small Drawer (x2):	560mm	270mm	45mm
Medium Drawer (x1):	560mm	270mm	70mm
Model No:	Colour:		
E AP33089	Red		
F AP33089B	Black		



G TBL450
15 SMD LED Rechargeable Magnetic Toolbox Light

Robust aluminium housing incorporating 15 SMD LEDs to illuminate the trays in a toolbox. With a width of 450mm the light is fitted with two sliding magnetic brackets which can rotate 180° to direct the light as required, whilst also giving the flexibility to attach the light to any ferrous metal, avoiding badges and logos. Features two light settings with an operating time of up to 12 hours. Powered by a rechargeable 3.7V 2.2Ah lithium-ion battery and includes an LED charging indicator. Supplied with a 1m USB charging cable.



H APCSTS
Collapsible Magnetic Parts Tray Set

Manufactured from oil resistant ABS + Silica gel with five small locating magnets. Ideal for storing nuts, bolts, screws, washers and sockets during disassembly/assembly. Attaches to any ferrous surface. Suitable for dismantlers, recovery vehicles and engine re-builders. Retracts flat for easy storage.

Open Dimensions (per tray):	110mm x 110mm x 50mm
Collapsed Dimensions (per tray):	110mm x 110mm x 20mm


**5 YEAR
GUARANTEE***
Superline PRO® Tool Chests
A-B SEE BELOW
10 Drawer Topchests with Ball-Bearing Slides

Specification:	Width:	Depth:	Height:
Overall Size:	660mm	315mm	485mm
Small Split Drawer (x6):	165mm	270mm	45mm
Small Drawer (x3):	560mm	270mm	45mm
Medium Drawer (x1):	560mm	270mm	70mm
Model No:	Colour:		
A AP33109	Red		
B AP33109B	Black		


C-D SEE BELOW
3 Drawer Mid-Boxes with Ball-Bearing Slides

Specification:	Width:	Depth:	Height:
Overall Size:	670mm	320mm	255mm
Small Drawer (x2):	560mm	270mm	45mm
Medium Drawer (x1):	560mm	270mm	70mm
Model No:	Colour:		
C AP33339	Red		
D AP33339B	Black		


E-F SEE BELOW
8 Drawer Hang-On Chests with Ball-Bearing Slides

Specification:	Width:	Depth:	Height:
Overall Size:	405mm	465mm	850mm
Medium Drawer (x1):	290mm	385mm	90mm
Small Drawer (x6):	290mm	385mm	70mm
Large Drawer (x1):	290mm	385mm	155mm
Model No:	Colour:		
E AP33589	Red		
F AP33589B	Black		



Superline PRO® Compatibility Chart - See pages 964 to 967 for Extra-Wide Models.

Model No.*	Type:	AP33059	AP33069	AP33089	AP33109	AP33339	AP33459	AP33479	AP33589
AP33059	Topchest	✗	✗	✗	✗	✓	✓	✓	✗
AP33069	Topchest	✗	✗	✗	✗	✓	✓	✓	✗
AP33089	Topchest	✗	✗	✗	✗	✓	✓	✓	✗
AP33109	Topchest	✗	✗	✗	✗	✓	✓	✓	✗
AP33339	Mid-Box	✓	✓	✓	✓	✗	✓	✓	✗
AP33459	Rollcab	✓	✓	✓	✓	✓	✗	✗	✗
AP33479	Rollcab	✓	✓	✓	✓	✓	✗	✗	✓
AP33589	Hang-On	✗	✗	✗	✗	✗	✗	✓	✗

*Model No's shown above are for the red version. If you prefer black just add a 'B' to the end of the Model No. when ordering.

A-B SEE BELOW

5 Drawer Rollcabs with Ball-Bearing Slides

Specification:	Width:	Depth:	Height:
Overall Size:	685mm	465mm	850mm
Medium Drawer (x3):	560mm	385mm	70mm
Large Drawer (x2):	560mm	385mm	150mm
Model No:	Colour:		
A AP33459	Red		
B AP33459B	Black		



C-D SEE BELOW

7 Drawer Rollcabs with Ball-Bearing Slides

Specification:	Width:	Depth:	Height:
Overall Size:	685mm	465mm	1005mm
Medium Drawer (x5):	560mm	385mm	70mm
Large Drawer (x2):	560mm	385mm	150mm
Model No:	Colour:		
C AP33479	Red		
D AP33479B	Black		



Example Shown:	Model No:	Page No:
Topchest	AP33109	958
Mid-Box	AP33339	958
Rollcab	AP33459	959

Please note that for security reasons we are only able to supply complete lock assembly and key sets as replacements for our toolboxes and site boxes (where applicable) and not individual replacement keys.



E-F SEE BELOW

Side Cabinets for Long Handle Tools

Lockable storage units for long tools, such as pry bars, long reach screwdrivers and breaker bars. Hangs on side of rollcab and can be fastened securely to side for added security. A range of different diameter support holes provide great versatility of storage options. Supplied with lock and two keys.

Model No:	Overall Size (W x D x H):	Support Hole Diameter x Quantity:	Colour:
E APLHT	410 x 90 x 270mm	Ø25mm (x6), Ø17mm (x4), Ø15mm (x16)	Red
F APLHTB	410 x 90 x 270mm	Ø25mm (x6), Ø17mm (x4), Ø15mm (x16)	Black





5 YEAR
GUARANTEE*

- ✓ All Tool Chests on these two pages are designed to take our modular tool trays (see pages 16 to 25 for full details).
- ✓ All heavy gauged steel construction and manufactured with steel inner walls for extra strength and durability.
- ✓ Heavy-duty 45mm ball-bearing drawer slides provide superior performance and carry heavier loads.
- ✓ Full height rear locking mechanism, locks full-length drawers in multiple locations.
- ✓ Added security provided by tumbler locks, supplied with two folding keys.
- ✓ Rust and solvent resistant powder coated finish.
- ✓ Rollcabs fitted with four extra-heavy-duty Ø125mm rubber wheels, two castors with large toe locks and two fixed wheels.
- ✓ All Topchests feature heavy-duty side handles.
- ✓ All Rollcabs feature a high polished chrome handle for comfort and control when manoeuvring.
- ✓ Rollcabs and Hang-on Chests (not Lockers) are supplied with a 10mm thick top mat to protect surface from scratching.
- ✓ Throughout the range each drawer features stylish aluminium drawer pulls and non-slip liners.

A



5 Drawer



B



E



2 Drawer

F



A-D SEE BELOW

5 Drawer Topchests with Ball-Bearing Slides

Specification:	Width:	Depth:	Height:
Overall Size:	660mm	435mm	490mm
Medium Drawer (x5):	535mm	400mm	60mm
Model No:	Colour:		
A AP26059T	Red		
B AP26059TB	Black		
C AP26059TO	Orange		
D AP26059TC	Blue		

E-H SEE BELOW

2 Drawer Mid-Boxes with Ball-Bearing Slides

Specification:	Width:	Depth:	Height:
Overall Size:	670mm	440mm	210mm
Medium Drawer (x2):	535mm	400mm	60mm
Model No:	Colour:		
E AP26029T	Red		
F AP26029TB	Black		
G AP26029TO	Orange		
H AP26029TC	Blue		

I



7 Drawer



J



I-L SEE BELOW

7 Drawer Rollcabs with Ball-Bearing Slides

Specification:	Width:	Depth:	Height:
Overall Size:	685mm	465mm	1005mm
Medium Drawer (x5):	535mm	400mm	60mm
Larger Drawer (x2):	535mm	400mm	165mm
Model No:	Colour:		
I AP26479T	Red		
J AP26479TB	Black		
K AP26479TO	Orange		
L AP26479TC	Blue		

Q-U SEE RIGHT

7 Drawer Rollcab Kits

Kit includes seven Drawer Rollcab and Graphics Pack. See **I-L** for Rollcab specification. Graphics are not pre-applied, but can be attached to the Rollcab easily using the two adhesive strips on the back of each piece.

Toolbox Graphics Packs Only

Toolbox graphics packs compatible with Model No. AP26479T range of Rollcabs. Fully resistant to water and oil.

Specification:	Width:	Depth:	Height:
Overall Size:	685mm	465mm	1005mm
Medium Drawer (x5):	535mm	400mm	60mm
Large Drawer (x2):	535mm	400mm	165mm
Kit Model No:	Graphics Pack Model No*:		Design:
Q AP26479TUJ	APTBG05		Union Jack
R AP26479TOIRE	APTBG04		Ireland
S AP26479TBWALES	APTBG03		Wales
T AP26479TCSCOT	APTBG02		Scotland
U AP26479TENG	APTBG01		England

*Pictured applied to Rollcab (not included).



Heavy-duty 45mm ball-bearing drawer slides provide superior performance and carry heavier loads.





M-P SEE BELOW
14 Drawer Topchest, Mid-Box & Rollcab Combinations with Ball-Bearing Slides

Specification:	Width:	Depth:	Height:
Overall Size:	685mm	465mm	1705mm
Model No:	Colour:		
M APSTACKTR	Red		
N APSTACKTB	Black		
O APSTACKTO	Orange		
P APSTACKTC	Blue		





A SEE BELOW

14 Drawer Tool Chest Combination with 1179pc Tool Kit

Tool Chest specification can be found on page 960. This modular tool kit offers a comprehensive range of tools that are organized and easily accessible. There are two spare drawers, allowing storage of other tools not included in the trays. Tool Chest Model No's; AP26059TB, AP26029TB and AP26479TB, Tool Tray Model No's; TBT01, TBT02, TBT03, TBT04, TBT05, TBT06, TBT07, TBT08, TBT09, TBT11, TBT12, TBT13, TBT14, TBT15, TBT16, TBT17, TBT18, TBT19, TBT23, TBT24, TBT26, TBT29, TBT30, TBT31, TBT32, TBTB (x2). For full details of tool tray contents, see pages 18 to 23.

**5 YEAR
GUARANTEE**



14 Drawer
Combination

Ball-bearing
Drawer System



Choose Your Colour


Model No:	Colour:
SPTCOMBO2	Black
SPTCOMBO1	Red
SPTCOMBO1	Orange
SPTCOMBO1	Blue

A SEE BELOW

14 Drawer Tool Chest Combinations with 446pc Premier Platinum Series Tool Kit

This modular tool kit offers a comprehensive range of Premier Platinum tools that are organised and easily accessible. There are seven spare drawers, allowing storage of other tools not included in the trays. For Tool Chest details see page 960. Includes Tool Tray Model No's; TBTP02, TBTP03, TBTP04, TBTP05, TBTP06UK, TBTP07 and TBTP11.

For full details of tool tray contents and other optional trays in this series, see pages 16 to 17.



LIFETIME GUARANTEE*

Lifetime replacement warranty on all Premier and Siegen Hand Tools. Our no-quibble guarantee covers individual items within sets. Excludes TRX-Star® T40 bits, breaker bar knuckles, drill bits, cutting blades and taps and dies. Repair kits will be sent out for most ratchet wrenches.

Choose Your Colour	
Model No:	Colour:
TBTPCOMBO1	Red
TBTPCOMBO2	Black
TBTPCOMBO4	Orange
TBTPCOMBO5	Blue



Superline PRO® Tool Chests

- ✓ All heavy gauged steel construction and manufactured with steel inner walls for extra strength and durability.
- ✓ Heavy-duty 45mm ball-bearing drawer slides provide superior performance and carry heavier loads.
- ✓ Full height rear locking mechanism, locks full-length drawers in multiple locations.
- ✓ Added security provided by tumbler locks, supplied with two folding keys.
- ✓ Rust and solvent resistant powder coated finish.
- ✓ Rollcabs fitted with four extra heavy-duty Ø125mm rubber wheels, two castors with large toe locks and two fixed wheels.
- ✓ All Topchests feature heavy-duty side handles.
- ✓ All Rollcabs feature a high polished chrome handle for comfort and control when manoeuvring.
- ✓ Rollcabs and Hang-On Chests (not Lockers) are supplied with a 10mm thick top mat to protect top surface from scratching.
- ✓ Throughout the range each drawer features stylish aluminium drawer pulls and non-slip liners.

A-B SEE BELOW

10 Drawer Topchests with Ball-Bearing Slides

Specification:	Width:	Depth:	Height:
Overall Size:	1025mm	435mm	495mm
Small Drawer (x3):	560mm	385mm	45mm
Medium Drawer (x1):	560mm	385mm	70mm
Large Drawer (x1):	560mm	385mm	100mm
Small 1/2 Drawer (x3):	290mm	385mm	45mm
Medium 1/2 Drawer (x1):	290mm	385mm	70mm
Large 1/2 Drawer (x1):	290mm	385mm	100mm
Model No:	Colour:		
A AP41110	Red		
B AP41110B	Black		

C-D SEE BELOW

14 Drawer Topchests with Ball-Bearing Slides

Specification:	Width:	Depth:	Height:
Overall Size:	1025mm	435mm	490mm
Small Split Drawer (x6):	160mm	385mm	45mm
Small Drawer (x3):	560mm	385mm	45mm
Medium Drawer (x1):	560mm	385mm	70mm
Small 1/2 Drawer (x2):	290mm	385mm	45mm
Large 1/2 Drawer (x1):	290mm	385mm	100mm
Large 1/2 Drawer (x1):	290mm	385mm	120mm
Model No:	Colour:		
C AP41149	Red		
D AP41149B	Black		

E

2845 x 450mm



E AP/NSL

Non-Slip Liner

For full details, see page 1049.

AP41110
AP41119
AP41120
Shown with
AP33589
Hang-On
Chest.

AP41110B, AP41119B
AP41120B
Shown with
AP33519B
Hang-On Locker.



A



1025mm Extra-Wide

B



10 Drawer



C



1025mm Extra-Wide

D



14 Drawer



A


1 Drawer



1030mm Extra-Wide

B

A AP41119
1 Drawer Mid-Box with Ball-Bearing Slides - Red

Specification:	Width:	Depth:	Height:
Overall Size:	1030mm	440mm	170mm
Large Drawer (x1):	925mm	385mm	90mm

B AP41119B
1 Drawer Mid-Box with Ball-Bearing Slides - Black

Specification:	Width:	Depth:	Height:
Overall Size:	1030mm	440mm	170mm
Large Drawer (x1):	925mm	385mm	90mm

C


12 Drawer



1050mm Extra-Wide


D

C AP41120
12 Drawer Rollcab with Ball-Bearing Slides - Red

Specification:	Width:	Depth:	Height:
Overall Size:	1050mm	465mm	1005mm
Large Drawer (x1):	920mm	385mm	105mm
Medium Drawer (x7):	560mm	385mm	70mm
Medium 1/2 Drawer (x2):	290mm	385mm	70mm
Large 1/2 Drawer (x1):	290mm	385mm	145mm
X-Large 1/2 Drawer (x1):	290mm	385mm	225mm

D AP41120B
12 Drawer Rollcab with Ball-Bearing Slides - Black

Specification:	Width:	Depth:	Height:
Overall Size:	1050mm	465mm	1005mm
Large Drawer (x1):	920mm	385mm	105mm
Medium Drawer (x7):	560mm	385mm	70mm
Medium 1/2 Drawer (x2):	290mm	385mm	70mm
Large 1/2 Drawer (x1):	290mm	385mm	145mm
X-Large 1/2 Drawer (x1):	290mm	385mm	225mm

E


16 Drawer



1050mm Extra-Wide

F

E AP41169
16 Drawer Rollcab with Ball-Bearing Slides - Red

Specification:	Width:	Depth:	Height:
Overall Size:	1050mm	465mm	1005mm
Medium Drawer (x7):	560mm	385mm	70mm
Large Drawer (x1):	560mm	385mm	150mm
Medium 1/2 Drawer (x7):	290mm	385mm	70mm
Large 1/2 Drawer (x1):	290mm	385mm	150mm

F AP41169B
16 Drawer Rollcab with Ball-Bearing Slides - Black

Specification:	Width:	Depth:	Height:
Overall Size:	1050mm	465mm	1005mm
Medium Drawer (x7):	560mm	385mm	70mm
Large Drawer (x1):	560mm	385mm	150mm
Medium 1/2 Drawer (x7):	290mm	385mm	70mm
Large 1/2 Drawer (x1):	290mm	385mm	150mm


**5 YEAR
GUARANTEE***


Premier Tool Trays

Our ABS Tool Trays are built to last and designed to maximize drawer space. Manufactured to either 1/3 or full size drawer width.



See pages 16 to 25 for our full range of Tool Trays

Superline PRO® Tool Chests

- ✓ All Tool Chests on this page are designed to take our modular tool trays (see pages 16 to 25 for full details).
- ✓ All heavy gauged steel construction and manufactured with steel inner walls for extra strength and durability.
- ✓ Heavy-duty 45mm ball-bearing drawer slides provide superior performance and carry heavier loads.
- ✓ Full height rear locking mechanism, locks full-length drawers in multiple locations.
- ✓ Added security provided by tumbler locks, supplied with two folding keys.
- ✓ Rust and solvent resistant powder coated finish.
- ✓ Rollcabs fitted with four extra-heavy-duty Ø125mm rubber wheels, two castors with large toe locks and two fixed wheels.
- ✓ All Topchests feature heavy-duty side handles.
- ✓ All Rollcabs feature a high polished chrome handle for comfort and control when manoeuvring.
- ✓ Rollcabs and Hang-On Chests (not Lockers) are supplied with a 10mm thick top mat to protect surface from scratching.
- ✓ Throughout the range, each drawer features stylish aluminium drawer pulls and non-slip liners.



10 Drawer
1265mm Super-Extra-Wide


A AP5210T

10 Drawer Topchest with Ball-Bearing Slides - Red

Specification:	Width:	Depth:	Height:
Overall Size:	1265mm	435mm	490mm
Medium Drawer (x10):	535mm	400mm	60mm


B AP5210TB

10 Drawer Topchest with Ball-Bearing Slides - Black

Specification:	Width:	Depth:	Height:
Overall Size:	1265mm	435mm	490mm
Medium Drawer (x10):	535mm	400mm	60mm



13 Drawer
1290mm Super-Extra-Wide


C AP5213T

13 Drawer Rollcab with Ball-Bearing Slides - Red

Specification:	Width:	Depth:	Height:
Overall Size:	1290mm	465mm	1005mm
Large Drawer (x1):	1140mm	400mm	120mm
Medium 1/2 Drawer (x10):	535mm	400mm	60mm
Large 1/2 Drawer (x2):	535mm	400mm	165mm


D AP5213TB

13 Drawer Rollcab with Ball-Bearing Slides - Black

Specification:	Width:	Depth:	Height:
Overall Size:	1290mm	465mm	1005mm
Large Drawer (x1):	1140mm	400mm	120mm
Medium 1/2 Drawer (x10):	535mm	400mm	60mm
Large 1/2 Drawer (x2):	535mm	400mm	165mm

A NEW



Superline PRO

23 Drawer

Ball bearing
Drawers 544%

B NEW



A-B SEE BELOW

23 Drawer Tool Chest Combination with Ball-Bearing Slides

Extra-wide tool chests designed to take our modular tool trays. Topchest lid fitted with gas dampers for smooth opening and closing. All heavy gauged steel construction and manufactured with steel inner walls for extra strength and durability. Heavy-duty 45mm ball-bearing drawer slides provide superior performance and carry heavier loads. Full height rear locking mechanism, locks full-length drawers in multiple locations. Added security provided by cylinder locks. Supplied with two keys. Rust and solvent resistant powder coat paint finish. Each drawer features stylish aluminium drawer pulls and non-slip liners. Rollcabs fitted with four extra-heavy-duty Ø125mm PU/PP alloy wheels, two castors with large toe locks and two fixed wheels.

Specification:	Width:	Depth:	Height:
Overall Size:	1290mm	465mm	1495mm
10 Drawer Topchest:			
Overall Size:	1265mm	435mm	490mm
Medium Drawer (x10):	535mm	400mm	60mm
13 Drawer Rollcab:			
Overall Size:	1290mm	465mm	1005mm
Large Drawer (x1):	1140mm	400mm	120mm
Medium 1/2 Drawer (x10):	535mm	400mm	60mm
Large 1/2 Drawer (x2):	535mm	400mm	165mm
Model No:			Colour:
A AP52COMBO1			Red
B AP52COMBO2			Black

C NEW



23 Drawer



Superline PRO

TBTPBCOMBO4

23 Drawer Tool Chest Combination with Ball-Bearing Slides Black with 446pc Tool Kit

You may also refer to the individual Model No's for full specification.

Package includes: AP5210TB - 10 Drawer Topchest with Ball-Bearing Slides - Black, AP5213TB - 13 Drawer Rollcab with Ball-Bearing Slides - Black, TBTP02 - 91pc 1/4", 3/8" & 1/2" Sq Drive Socket Set with Tool Tray, TBTP03 - 35pc Spanner Set with Tool Tray, TBTP04 - 72pc Screwdriver Set with Tool Tray, TBTP05 - 14pc Pliers Set with Tool Tray, TBTP06UK - 13pc Tool Tray with Hacksaw, Hammers & Punches, TBTP07 - 177pc Specialised Bit & Socket Set with Tool Tray, TBTP11 - 44pc Specialised Spanner Set with Tool Tray

Premier Tool Trays

Comprehensive and exciting range of Premier Line Tool Trays. Designed to fit the AP24 and AP52 Series Topchest, Rollcab and Workstation range and a selection from our Superline PRO® and Premier ranges (see pages 16 to 25 for full details), these trays are available in many different configurations. The tools have been carefully selected for the professional technician from our Premier Line range and are backed with our no-quibble lifetime guarantee*. Design your own tool kit by purchasing the trays separately, or take advantage of our specially selected combination deals. Visit www.sealey.co.uk to see product demonstration videos.



Model No. TBT19



Model No. TBT13

Superline PRO® Tool Chests

- ✓ All heavy gauged steel construction and manufactured with steel inner walls for extra strength and durability.
- ✓ Heavy-duty 45mm ball-bearing drawer slides provide superior performance and carry heavier loads.
- ✓ Full height rear locking mechanism locks full-length drawers in multiple locations.
- ✓ Added security provided by tumbler locks, supplied with two folding keys.
- ✓ Rust and solvent resistant powder coated finish.
- ✓ The 66" Rollcabs are fitted with six Ø125mm rubber wheels, two fixed and four castors, two of which are lockable.
- ✓ All Topchests feature heavy-duty side handles.
- ✓ All Rollcabs feature a high polished chrome handle for comfort and control when manoeuvring.
- ✓ Rollcabs and Hang-On Chests (not Lockers) are supplied with a 10mm thick top mat to protect surface from scratching.
- ✓ Throughout the range each drawer features stylish aluminium drawer pulls and non-slip liners.

A AP6610

10 Drawer Topchest with Ball-Bearing Slides - Red

Specification:	Width:	Depth:	Height:
Overall Size:	1655mm	435mm	495mm
Small Drawer (x4):	1200mm	405mm	50mm
Full Width Large Drawer (x1):	1200mm	405mm	130mm
Small 1/2 Drawer (x4):	325mm	405mm	50mm
Large 1/2 Drawer (x1):	325mm	405mm	130mm

B AP6601

1 Drawer Mid-Box with Ball-Bearing Slides - Red

Specification:	Width:	Depth:	Height:
Overall Size:	1665mm	440mm	170mm
Full Width Large Drawer (x1):	1570mm	405mm	105mm

C AP6612

12 Drawer Rollcab with Ball-Bearing Slides - Red

Specification:	Width:	Depth:	Height:
Overall Size:	1680mm	465mm	1005mm
Large Drawer (x1):	1570mm	405mm	105mm
Small Drawer (x5):	1200mm	405mm	50mm
Large Drawer (x1):	1200mm	405mm	130mm
Small 1/2 Drawer (x4):	325mm	405mm	50mm
X-Large 1/2 Drawer (x1):	325mm	405mm	235mm



A

10 Drawer

B

1 Drawer

C

12 Drawer



1680mm Super-Extra-Wide

D



E



D-E SEE BELOW Hang-On Lockers

Specification:	Width:	Depth:	Height:	Model No:	Colour:
Overall Size:	390 mm	460mm	1325mm	D AP33519	Red
Medium Drawer (x1):	285mm	390mm	60mm	E AP33519B	Black

1 Drawer



Superline PRO® Tool Chests


- ✓ All heavy gauged steel construction and manufactured with steel inner walls for extra strength and durability.
- ✓ Heavy-duty 45mm ball-bearing drawer slides provide superior performance and carry heavier loads.
- ✓ Full height rear locking mechanism, locks full-length drawers in multiple locations.
- ✓ Added security provided by tumbler locks, supplied with two folding keys.
- ✓ Rust and solvent resistant powder coated finish.
- ✓ Standard and wide Rollcabs fitted with four Ø125mm rubber wheels, two castors with large toe locks and two fixed wheels.
- ✓ All Topchests feature recessed side handles.
- ✓ All Rollcabs feature handles for comfort and control when manoeuvring.
- ✓ Rollcabs and Hang-on Chests (not Lockers) are supplied with a 10mm thick top mat to protect surface from scratching.
- ✓ Throughout the range each drawer features stylish aluminium drawer pulls and non-slip liners.

A AP3401

4 Drawer Topchest with Ball-Bearing Slides

Constructed from heavy gauged steel with steel inner walls for extra strength and durability. Heavy-duty 45mm ball-bearing drawer slides provide superior performance and carry heavier loads. Rust and solvent resistant powder coat paint finish. All drawers supplied with 2mm EVA drawer liner. One drawer safety system to prevent accidental tipping of the topchest. Clamshell style lid construction for improved access and storage. Fitted with cylinder locks and supplied with two keys.

Specification:	Width:	Depth:	Height:
Overall Size:	660mm	430mm	447mm
Medium Drawer (x3):	520mm	372mm	70mm
Medium Drawer (x1):	520mm	372mm	90mm



A-C

PERFORATED SIDE PANELS
Topchests and Rollcabs feature perforated side panels for hanging tools and accessories.



B & C

Rollcabs feature black chrome hubcaps & stainless steel top with storage compartments.

D NEW 11 Drawer

E NEW 10 Drawer

B-C SEE RIGHT

Rollcabs with Ball-Bearing Slides

Constructed from heavy gauged steel with steel inner walls for extra strength and durability. Heavy-duty 45mm ball-bearing slides provide superior performance and carry heavier loads. Fitted with Ø125mm castors with black chrome hubcaps, two swivel locking castors and two fixed. Rollcab design features perforated side panels for hanging tools and accessories. Rust and solvent resistant powder coat finish. All drawers supplied with 2mm EVA drawer liner. Top and corners coated with plastic to avoid damage when moving around the workshop or garage. One drawer safety system to prevent accidental tipping of the rollcabs. Plastic top fitted with stainless steel insert. Supplied with two keys.

D AP3411STACK

4 Drawer Topchest & 7 Drawer Rollcab Combination

Consists of Model No's AP3401 and AP3407.

Specification:	Width:	Depth:	Height:
Overall Size:	702mm	477mm	1440mm

B AP3407

7 Drawer Rollcab with Ball-Bearing Slides

Specification:	Width:	Depth:	Height:
Overall Size:	702mm	477mm	993mm
Medium Drawer (x6):	558mm	393mm	70mm
X-Large Drawer (x1):	558mm	393mm	201mm

C AP3406

6 Drawer Rollcab with Ball-Bearing Slides

Specification:	Width:	Depth:	Height:
Overall Size:	702mm	477mm	993mm
Medium Drawer (x4):	558mm	393mm	70mm
Large Drawer (x1):	558mm	393mm	149mm
X-Large Drawer (x1):	558mm	393mm	201mm

E AP3410STACK

4 Drawer Topchest & 6 Drawer Rollcab Combination

Consists of Model No's AP3401 and AP3406.

Specification:	Width:	Depth:	Height:
Overall Size:	702mm	477mm	1440mm



5 YEAR
GUARANTEE*

Superline PRO® Black Edition Tool Chests

- ✓ All heavy gauged steel construction and manufactured with steel inner walls for extra strength and durability.
- ✓ Heavy-duty 45mm ball-bearing drawer slides provide superior performance and carry heavier loads.
- ✓ Full height rear locking mechanism, locks smooth running soft close drawers in place.
- ✓ Rust and solvent resistant black crinkle effect finish.
- ✓ Rollcabs are fitted with four Ø125mm PP wheels with black chrome effect alloys, two castors with quick release anti-rotation toe locks and two fixed wheels, plus a side handle for manoeuvrability
- ✓ Clamshell style topchests feature robust side handles and are supplied with a power strip (4 x 230V, 2 x 5V 2.4A USB sockets) which can be installed on either side.
- ✓ Topchests also feature an independent drawer that can be locked separately to other drawers, allowing belongings/valuables to be kept safe whilst other drawers are in use.
- ✓ Throughout the Superline PRO® Black Edition range, each drawer features stylish black anodized heavy-duty drawer pulls and pre-cut non-slip liners.
- ✓ Supplied with two folding keys.



Supplied with a power strip (4 x 230V, 2 x 5V 2.4A USB sockets), which can be installed on either side.



Heavy-duty 45mm ball-bearing drawer slides provide superior performance, suitable for heavier loads.



Ø125mm PP wheels with black chrome effect alloys, two castors with quick release anti-rotation toe locks and two fixed wheels.



Rust and solvent resistant black crinkle effect finish.

A AP2704BE

4 Drawer Topchest with Soft Close Drawers & Power Strip

Specification:	Width:	Depth:	Height:
Overall Size:	660mm	450mm	635mm
Medium 1/2 Drawer (x2):	265mm	400mm	60mm
Medium Drawer (x1):	565mm	400mm	60mm
Large Drawer (x1):	565mm	400mm	100mm
Clam Shell Top:	595mm	415mm	260mm

B AP2705BE

5 Drawer Rollcab with Soft Close Drawers

Specification:	Width:	Depth:	Height:
Overall Size inc. Handle:	760mm	460mm	985mm
Medium Drawer (x1):	565mm	390mm	60mm
Medium Drawer (x1):	565mm	390mm	80mm
Large Drawer (x2):	565mm	390mm	135mm
X-Large Drawer (x1):	565mm	390mm	250mm

C AP27BESTACK

9 Drawer Tool Chest Combination with Soft Close Drawers & Power Strip

Includes Model No's AP2704BE and AP2705BE.

D AP2709BE

9 Drawer Tower Cabinet with Soft Close Drawers & Power Strip

Specification:	Width:	Depth:	Height:
Overall Size:	690mm	460mm	1395mm
Small Drawer (x8):	565mm	390mm	60mm
Large Drawer (x1):	565mm	390mm	170mm
Clam Shell Top:	595mm	415mm	260mm



POWER TOOL STORAGE RACKS
See page 1051 for our range of wall mounting power tool storage racks.



Superline
BLACK EDITION PRO™

Ball Bearing
Drawer Slides

HEAVY
DUTY

A 6 Drawer

D 6 Drawer

B 6 Drawer

E 11 Drawer

F **NEW** 17 Drawer

75+ KG
HEAVY ITEM

C **NEW** 12 Drawer

A AP3607BE

6 Drawer Topchest with Soft Close Drawers & Power Strip

Specification:	Width:	Depth:	Height:
Overall Size:	910mm	450mm	632mm
Medium 1/2 Drawer (x4):	376mm	400mm	70mm
Large 1/2 Drawer (x2):	376mm	400mm	115mm
Clam Shell Top:	840mm	415mm	260mm

B AP3606BE

6 Drawer Rollcab with Soft Close Drawers

Specification:	Width:	Depth:	Height:
Overall Size inc. Handle:	1001mm	458mm	980mm
Small Drawer (x2):	796mm	410mm	45mm
Medium Drawer (x1):	796mm	410mm	73mm
Large Drawer (x1):	796mm	410mm	96mm
X-Large Drawer (x1):	796mm	410mm	146mm
XX-Large Drawer (x1):	796mm	410mm	222mm

C AP36BESTACK

12 Drawer Tool Chest Combination with Soft Close Drawers & Power Strip

Includes Model No's AP3607BE and AP3606BE.

D AP4106BE

6 Drawer Topchest with Soft Close Drawers & Power Strip

Specification:	Width:	Depth:	Height:
Overall Size:	1030mm	450mm	585mm
Medium 1/2 Drawer (x3):	340mm	400mm	70mm
Medium Drawer (x3):	520mm	400mm	70mm
Clam Shell Top:	960mm	415mm	260mm

E AP4111BE

11 Drawer Rollcab with Soft Close Drawers

Specification:	Width:	Depth:	Height:
Overall Size inc. Handle:	1120mm	460mm	1065mm
Medium Drawer (x1):	925mm	400mm	85mm
Medium 1/2 Drawer (x3):	340mm	400mm	70mm
Large 1/2 Drawer (x1):	340mm	400mm	150mm
X-Large 1/2 Drawer (x1):	340mm	400mm	220mm
Medium Drawer (x3):	520mm	400mm	70mm
Large Drawer (x1):	520mm	400mm	150mm
X-Large Drawer (x1):	520mm	400mm	220mm

F AP41BESTACK

17 Drawer Tool Chest Combination with Soft Close Drawers & Power Strip

Includes Model No's AP4106BE and AP4111BE.



G

HEAVY
DUTY

Superline
BLACK EDITION PRO™

G SEE BELOW

Toolbox Hutches with Power Strip

Supplied with a power strip (4 x 230V, 2 x 5V 2.4A USB sockets) which can be installed on either side. Perforated back panel for hook storage. Steel barrel lock supplied with two keys. 2mm EVA hutch liner.

Model No:	Specification (W x D x H):
AP36HBE	910 x 450 x 635mm
AP41HBE	1030 x 450 x 630mm

A NEW**Superline**
BLACK EDITION PRO™

6 Drawer

Ball
bearing
Drawer Slides**5 YEAR**
GUARANTEE***A AP36HBESTACK****Hutch Toolbox & Rollcab Combo**

All heavy gauged steel construction and manufactured with steel inner walls for extra strength and durability. Hutch style toolbox features robust side handles, perforated back panel and is supplied with a power strip. Heavy-duty 45mm ball-bearing drawer slides provide superior performance, suitable for heavier loads. Each drawer features stylish black anodized heavy-duty drawer pulls plus pre-cut non-slip liners. Rust and solvent resistant black crinkle effect finish. Fitted with four Ø125mm PP wheels with black chrome effect alloys. This item is heavy. Extra assistance must be provided at the delivery point to help its safe delivery.

Specification:	Width:	Depth:	Height:
Overall Size:	910mm	460mm	1615mm
AP36HBE Hutch:			
Overall Size:	910mm	450mm	635mm
Power Bar Sockets:	4 x 230V, 2 x 5V 2.4A USB		
AP3606BE 6 Drawer Rollcab:			
Overall Size inc. Handle:	1001mm	458mm	980mm
Small Drawer (x2):	796mm	410mm	45mm
Medium Drawer (x1):	796mm	410mm	73mm
Large Drawer (x1):	796mm	410mm	96mm
X-Large Drawer (x1):	796mm	410mm	146mm
XX-Large Drawer (x1):	796mm	410mm	222mm

**HEAVY**
DUTY**B NEW****Superline**
BLACK EDITION PRO™

10 Drawer

Ball
bearing
Drawer Slides**5 YEAR**
GUARANTEE***B AP41HBESTACK****Hutch Toolbox & Rollcab Combo**

All heavy gauged steel construction and manufactured with steel inner walls for extra strength and durability. Hutch style toolbox features robust side handles, perforated back panel and is supplied with a power strip. Heavy-duty 45mm ball-bearing drawer slides provide superior performance, suitable for heavier loads. Each drawer features stylish black anodized heavy-duty drawer pulls plus pre-cut non-slip liners. Rust and solvent resistant black crinkle effect finish. Fitted with four Ø125mm PP wheels with black chrome effect alloys. This item is heavy. Extra assistance must be provided at the delivery point to help its safe delivery.

Specification:	Width:	Depth:	Height:
Overall Size:	1120mm	460mm	1695mm
AP41HBE Hutch:			
Overall Size:	1030mm	450mm	630mm
Power Bar Sockets:	4 x 230V, 2 x 5V 2.4A USB		
AP4111BE 10 Drawer Rollcab:			
Overall Size inc. Handle:	1120mm	460mm	1065mm
Medium Drawer (x1):	925mm	400mm	85mm
Medium 1/2 Drawer (x3):	340mm	400mm	70mm
Large 1/2 Drawer (x1):	340mm	400mm	150mm
Medium Drawer (x3):	520mm	400mm	70mm
Large Drawer (x1):	520mm	400mm	150mm
X-Large Drawer (x1):	520mm	400mm	220mm

**HEAVY**
DUTY



Power tool charging drawer fitted with 4 x 230V sockets and 2 x 5V 2.4A USB sockets.



STAINLESS STEEL

Stainless steel 'flip-top' providing a work surface and additional storage.



Each drawer features stylish black anodized heavy-duty drawer pulls, plus pre-cut non-slip liners.



Ø125mm PP wheels with black chrome effect alloys.

A AP4206BE

Mobile Tool Cabinet with Power Tool Charging Drawer

Each drawer features stylish black anodized heavy-duty drawer pulls plus pre-cut non-slip liners. Power tool charging drawer fitted with 4 x 230V sockets and 2 x 5V 2.4A USB sockets. Stainless steel 'flip-top' split providing a work surface and additional storage. Two cylinder locks allow drawers and power tool charging drawer to be locked separately.

Specification:	Width:	Depth:	Height:
Overall Size:	1120mm	584mm	990mm
Top Compartment:	959mm	446mm	79mm
Small Drawer (x3):	553mm	488mm	49mm
Medium Drawer (x2):	553mm	488mm	90mm
Large Drawer (x1):	553mm	488mm	214mm
Power Tool Charging Drawer/Storage Area:	488mm	335mm	643mm

A

6 Drawer

Ball Bearing Drawer Slides

HEAVY DUTY

75+ KG HEAVY ITEM



Superline BLACK EDITION PRO™



5 YEAR GUARANTEE*

B



Superline BLACK EDITION PRO™

10 Drawer

Ball Bearing Drawer Slides

HEAVY DUTY

75+ KG HEAVY ITEM

5 YEAR GUARANTEE*



B AP6310BE

Mobile Tool Cabinet with Power Tool Charging Drawer


Each drawer features stylish black anodized heavy-duty drawer pulls plus pre-cut non-slip liners. Power tool charging drawer fitted with 4 x 230V sockets and 2 x 5V 2.4A USB sockets. Stainless steel 'flip-top' split equally into 2-sections providing a work surface and additional storage. Two cylinder locks allow drawers and power tool charging drawer to be locked separately.

Specification:	Width:	Depth:	Height:
Overall Size:	1600mm	584mm	990mm
Top Compartment (Small):	720mm	200mm	70mm
Top Compartment (Large):	720mm	280mm	70mm
Small Drawer (x4):	326mm	482mm	49mm
Medium Drawer (x3):	641mm	482mm	70mm
Medium Drawer 2/3 (x1):	1036mm	482mm	70mm
Large Drawer (x1):	326mm	482mm	206mm
X-Large Drawer (x1):	641mm	482mm	206mm
Power Tool Charging Drawer/Storage Area:	485mm	335mm	525mm





Side handle for added comfort when manoeuvring around the workplace.



Each drawer features stylish black anodized drawer pulls plus pre-cut non-slip liners.



Ø152mm PP wheels with black chrome effect alloys.

A AP6115BE

15 Drawer Mobile Trolley with Wooden Top

Use as part of a complete garage storage system or as an individual storage trolley. All heavy-duty steel construction and manufactured with steel inner walls for extra strength and durability. 15 Full height rear locking mechanism soft close drawers, with heavy-duty 45mm ball-bearing slides that provide superior performance. Each drawer features stylish black anodized drawer pulls plus pre-cut non-slip liners. Tough industrial powder coated finish. Fitted with four Ø152mm PP wheels with black chrome effect alloys, two castors with quick release anti-rotation toe locks and two fixed wheels. Side handle for added comfort when manoeuvring around the workplace and stylish 30mm wooden worktop. Features a power cord storage hanger and bottle opener. Supplied with two folding keys.

Overall Size (W x D x H):	1549 x 584 x 979mm
Weight Capacity:	415kg
Middle Large Drawer (x1):	510 x 210 x 670mm
Weight Capacity:	50kg
Middle Medium Drawer (2x):	510 x 80 x 670mm
Weight Capacity:	25kg
Middle Small Drawer (x1):	510 x 40 x 670mm
Weight Capacity:	25kg
Narrow Large Drawer (x2):	510 x 210 x 318mm
Weight Capacity:	50kg
Narrow Medium Drawer (x2):	510 x 80 x 318mm
Weight Capacity:	25kg
Narrow Small Drawer (x6):	510 x 40 x 310mm
Weight Capacity:	15kg
Top Drawer (x1):	1043 x 510 x 70mm
Weight Capacity:	50kg
Weight:	191kg

A NEW

15 Drawer



Superline
BLACK EDITION PRO™

5 YEAR
GUARANTEE*



B NEW

4 Shelves

B AP6104BE

Side Locker with Castors

1864mm Side locker with four self-adjusting powder coated shelves. Use as part of a complete garage storage system. All heavy-duty steel construction and manufactured with steel inner walls for extra strength and durability. Tough industrial powder coated finish. Fitted with two Ø152mm PP wheels with black chrome effect alloys and quick release anti-rotation toe locks. Side handle for added comfort when manoeuvring around the workplace. Only for use with Sealey AP6115BE 1549mm Mobile Trolley and AP6103BE Hutch & 2 Drawer Riser Unit. Supplied with two folding keys.

Overall size (W x D x H):	698 x 584 x 1864mm
Shelf Size in Locker (x4):	530 x 690mm
Weight:	79kg

C APTR8

8 Power Tool Rack Trolley

450mm Workshop trolley capable of holding eight power tools. Heavy gauged steel construction with a rust and solvent resistant black crinkle effect finish. Two drawers, one lockable, add extra secure storage space. Drawers supplied with 45mm soft close ball-bearing slides and 2mm EVA liners. 18mm Pressed wood top. Two steering swivel castors with quick release toe locks and two fixed castors make it easy to manoeuvre around any workshop or garage.

Overall Size (W x D x H):	450 x 600 x 855mm
Weight:	37.9kg

C NEW

Superline
BLACK EDITION PRO™




5 YEAR
GUARANTEE*



5 YEAR
GUARANTEE*

Superline
BLACK EDITION PRO™



A NEW

2 Drawer



A AP6103BE

Top Hutch & 2 Drawer Riser

Use as part of a complete garage storage system. All heavy-duty steel construction and manufactured with steel inner walls for extra strength and durability. Two heavy-duty riser drawers with 45mm ball-bearing drawer slides provide superior performance, suitable for heavier loads. Full height rear locking mechanism locks smooth running soft close drawers in place. Each drawer features stylish black anodized heavy-duty drawer pulls plus pre-cut non-slip liners. Tough industrial powder coated finish. Hutch style topchest features gas struts, single full-length powder coated shelf and pegboard back for easy tool storage. Pegboard is compatible with all Sealey TTS hooks. Hutch is supplied with a power strip (4 x 230V, 2 x 5V 2.4A USB sockets) which can be easily installed to either side, and also features LED strip lights. Hutch and riser drawer set supplied together. Only for use with Sealey AP6115BE 1549mm Mobile Trolley. Supplied with two folding keys. Delivered on wooden pallet. Extra assistance must be provided at the delivery point to help its safe delivery.

Compatible with Model No. AP6115BE with simple repositioning of worktop.



5 YEAR GUARANTEE*



Hutch Overall Size:	1549 x 584 x 716mm
Hutch Shelf:	1464 x 170mm
Weight Capacity:	15kg
2 Drawer Riser:	1549 x 584 x 169mm
Small Drawer Size (x2):	680 x 505 x 60mm
Weight Capacity:	25kg
Weight:	111kg

B NEW

17 Drawer



5 YEAR GUARANTEE*



C NEW

17 Drawer



5 YEAR GUARANTEE*



B-C SEE BELOW

Superline PRO® Black Edition Modular Storage Systems

All heavy gauged steel construction and manufactured with steel inner walls for extra strength and durability. Heavy-duty 45mm ball-bearing drawer slides provide superior performance, suitable for heavier loads. Full height rear locking mechanism, locks smooth running, soft close drawers in place. Rust and solvent resistant industrial, powder coated finish. Rollcabs are fitted with four Ø152mm PP wheels with black chrome effect alloys, two castors with quick release anti-rotation toe locks and two fixed wheels. Clamshell style topchests/hutches feature robust side handles and are supplied with a power strip (4 x 230V, 2 x 5V 2.4A USB sockets) which can be installed on either side. Throughout the Superline PRO® Black Edition range, each drawer features stylish black anodized heavy-duty drawer pulls and pre-cut non-slip liners. Supplied with two folding keys. Model No. AP6115BECOMBO2 includes a 1864mm side locker with four self-adjusting powder coated shelves.

B

C

Model No:	AP6115BECOMBO1	AP6115BECOMBO2
Contents:	AP6115BE - 15 Drawer 1549mm Mobile Trolley with Wooden Top AP6103BE - 1549mm Hutch & 2 Drawer Riser	AP6115BE - 15 Drawer 1549mm Mobile Trolley with Wooden Top AP6103BE - 1549mm Hutch & 2 Drawer Riser AP6104BE - 1864mm Side Locker with Castors
Weight:	302kg	382kg

A NEW

B NEW

**Ball-bearing
Drawer Slides**

PUSH-TO-OPEN



4 Drawer

7 Drawer

C

D

E NEW

11 Drawer

F NEW

11 Drawer



**75+ KG
HEAVY ITEM**

**5 YEAR
GUARANTEE**

**SUPERLINE
PRO**

A-B SEE BELOW

4 Drawer Push-to-Open Topchests with Ball-Bearing Slides

Rust and solvent resistant powder coat paint finish. Chests have a keyed lock with integrated side handles. Push-to-open drawers include 45mm ball-bearing slides for hands-free operation. All drawers supplied with 2mm EVA drawer liner. Lid fitted with gas struts for smooth, controlled operation. Designed for use with APPD7G and APPD7O.

Specification:	Width:	Depth:	Height:
Overall Size:	662mm	431mm	477mm
Top Compartment	530mm	400mm	80mm
Medium Drawer (x3):	530mm	370mm	60mm
Large Drawer (x1):	530mm	370mm	80mm

Model No:	Colour:
A APPD4G	Green
B APPD4O	Orange

E-F SEE BELOW

11 Drawer Push-To-Open Rollcab & Topchest Combinations

Specification:	Width:	Depth:	Height:
Overall Size:	702mm	477 mm	1470mm
Model No:	Colour:		
E APPDSTACKG	Green		
F APPDSTACKO	Orange		

C-D SEE BELOW

7 Drawer Push-To-Open Rollcabs

Constructed from heavy gauged steel with steel inner walls for extra strength and durability. Heavy-duty 45mm ball-bearing drawer slides provide superior performance and carry heavier loads. Fitted with Ø125mm castors with black chrome hubcaps, two swivel locking castors and two fixed. New and innovative 'Push-To-Open' drawer system for easy opening, even when your hands are full. Rollcab design features perforated side panels for hanging tools and accessories. Rust and solvent resistant powder coat paint finish. All drawers supplied with 2mm EVA drawer liner. Top and corners coated with plastic to avoid damage when moving around the workshop or garage. Plastic top fitted with stainless steel insert. Fitted with cylinder locks and supplied with two keys.

Specification:	Width:	Depth:	Height:
Overall Size:	702mm	477 mm	993mm
Medium Drawer (x3):	559mm	378mm	58mm
Large Drawer (x1):	559mm	378mm	181mm
Model No:	Colour:		
C APPD7G	Green		
D APPD7O	Orange		

Please note that for security reasons we are only able to supply complete lock assembly and key sets as replacements for our toolboxes and site boxes (where applicable) and not individual replacement keys.



Premier Tool Chests

- ✓ Heavy-duty welded steel construction for strength and durability.
- ✓ Choice of finish, textured powder coat or anti-fingerprint stainless steel, both solvent and rust resistant.
- ✓ Ball-Bearing drawer slides provide superior performance and carry heavier loads, double sets on large drawers.
- ✓ All drawers have full width sand blasted aluminium 'Lift & Latch' drawer pulls, making access easy, while preventing inadvertent opening when chest is being moved.
- ✓ Heavy-duty Ø125mm Mag style castors, two swivel with toe brakes and two fixed on rollcabs.
- ✓ Heavy-duty exterior handles on chest and cabinets.
- ✓ Non-slip drawer liners supplied for all drawers.
- ✓ Topchests feature gas struts on lids for easy opening.
- ✓ Rollcabs (except for stainless steel versions) supplied with 12mm PVC coated MDF worktop for use as a workbench when not used with a topchest.
- ✓ Integral locking system locks all drawers in each unit with the turn of a key.
- ✓ All supplied with two keys.
- ✓ Manufactured to the highest levels to withstand the toughest of workshop/garage conditions.



Non-slip drawer liners supplied for all drawers.



Heavy-duty gas struts on topchest lids for easy opening.



Integral locking system locks all drawers in each unit with the turn of a key.



Aluminium 'Lift & Latch' drawer pulls prevent inadvertent opening when box is being moved.



Heavy-duty side handles on chest and cabinet (cabinet side handle shown).



Ball-bearing drawer slides on all drawers, double slides on deep drawers.



Heavy-duty Ø125mm Mag style castors. Two Swivel with toe brakes and two fixed.

Premier® Range Compatibility Chart - See pages 979 to 981 for Extra-Wide and Super-Extra-Wide Models.

Model No.	Type:	PTB66004	PTB66004SS	PTB91508	PTB67506	PTB67506SS	PTB93006	PTB39003	PTB40506
PTB66004	Topchest	✗	✗	✗	✓	✓	✗	✗	✗
PTB66004SS	Topchest	✗	✗	✗	✓	✓	✗	✗	✗
PTB91508	Topchest	✗	✗	✗	✗	✗	✓	✗	✗
PTB67506	Rollcab	✓	✓	✗	✗	✗	✗	✗	✓
PTB67506SS	Rollcab	✓	✓	✗	✗	✗	✗	✗	✓
PTB93006	Rollcab	✗	✗	✓	✗	✗	✗	✓	✓
PTB39003	Hang-On	✗	✗	✗	✗	✗	✓	✗	✗
PTB40506	Hang-On	✗	✗	✗	✓	✓	✓	✗	✗

Premier™

**10 YEAR
GUARANTEE***

A-D SEE BELOW

Premier Tool Chests

- ✓ Heavy-duty welded steel construction for strength and durability.
- ✓ Choice of finish, textured powder coat or anti-fingerprint stainless steel, both solvent and rust resistant.
- ✓ Ball-Bearing drawer slides provide superior performance and carry heavier loads, double sets on large drawers.
- ✓ All drawers have full width sand blasted aluminium 'Lift & Latch' drawer pulls, making access easy, while preventing inadvertent opening when chest is being moved.
- ✓ Heavy-duty Ø125mm Mag style castors, two swivel with toe brakes and two fixed on rollcabs.
- ✓ Heavy-duty exterior handles on chest and cabinets.
- ✓ Non-slip drawer liners supplied for all drawers.
- ✓ Topchests feature gas struts on lids for easy opening.
- ✓ Integral locking system locks all drawers in each unit with the turn of a key.
- ✓ All supplied with two keys.



A PTB66004
4 Drawer Heavy-Duty Topchest

Specification:	Width:	Depth:	Height:
Overall Size:	660mm	450mm	565mm
Medium Drawer (x3):	570mm	385mm	60mm
Large Drawer (x1):	570mm	385mm	135mm

B PTB67506
6 Drawer Heavy-Duty Rollcab

Specification:	Width:	Depth:	Height:
Overall Size:	675mm	460mm	1050mm
Medium Drawer (x3):	570mm	385mm	60mm
Large Drawer (x2):	570mm	385mm	135mm
X-Large Drawer (x1):	570mm	385mm	210mm

C PTB66004SS
4 Drawer Stainless Steel Heavy-Duty Topchest

Specification:	Width:	Depth:	Height:
Overall Size:	675mm	460mm	565mm
Medium Drawer (x3):	560mm	385mm	60mm
Large Drawer (x1):	560mm	385mm	135mm

D PTB67506SS
6 Drawer Stainless Steel Heavy-Duty Rollcab

Specification:	Width:	Depth:	Height:
Overall Size:	675mm	460mm	1030mm
Medium Drawer (x3):	560mm	385mm	60mm
Large Drawer (x2):	560mm	385mm	135mm
X-Large Drawer (x1):	560mm	385mm	210mm



A-B SEE BELOW
Locker/Hang-on Chest

	A	B
Model No:	PTB39003	PTB40506
Type:	Locker	Hang-On Chest
Drawers:	3	6
Overall Size (W x D x H):	390 x 460 x 1390mm	405 x 460 x 885mm



C PTB91508
8 Drawer Heavy-Duty Topchest

Specification:	Width:	Depth:	Height:
Overall Size:	915mm	450mm	565mm
Medium 1/2 Drawer (x6):	385mm	385mm	60mm
Medium Drawer (x2):	825mm	385mm	60mm

D PTB93006
6 Drawer Heavy-Duty Rollcab

Specification:	Width:	Depth:	Height:
Overall Size:	930mm	460mm	1050mm
Medium Drawer (x3):	825mm	385mm	60mm
Large Drawer (x2):	825mm	385mm	135mm
X-Large Drawer (x1):	825mm	385mm	210mm



Non-slip drawer liners supplied for all drawers.



Topchests feature gas struts on lids for easy opening.



Heavy-duty Ø125mm Mag style castors. Two Swivel with toe brakes and two fixed.



A-D SEE BELOW

Premier Tool Chests

- ✓ Heavy-duty welded steel construction for strength and durability.
- ✓ Choice of finish, textured powder coat or anti-fingerprint stainless steel, both solvent and rust resistant.
- ✓ Ball-Bearing drawer slides provide superior performance and carry heavier loads, double sets on large drawers.
- ✓ All drawers have full width sand blasted aluminium 'Lift & Latch' drawer pulls, making access easy, while preventing inadvertent opening when chests are being moved.
- ✓ Heavy-duty Ø125mm Mag style castors, two swivel with toe brakes and two fixed on rollcabs.
- ✓ Heavy-duty exterior handles on chest and cabinets.
- ✓ Non-slip drawer liners supplied for all drawers.
- ✓ Topchests feature gas struts on lids for easy opening.
- ✓ Integral locking system locks all drawers in each unit with the turn of a key.
- ✓ All supplied with two keys.
- ✓ Manufactured to the highest levels to withstand the toughest of workshop/garage conditions.

A PTB104008

8 Drawer Heavy-Duty Topchest

Specification:	Width:	Depth:	Height:
Overall Size:	1040mm	450mm	570mm
Medium Drawer (x3):	595mm	385mm	60mm
Medium 1/2 Drawer (x3):	300mm	385mm	60mm
Large Drawer (x1):	595mm	385mm	135mm
Large 1/2 Drawer (x1):	300mm	385mm	135mm

B PTB105511

11 Drawer Heavy-Duty Rollcab

Specification:	Width:	Depth:	Height:
Overall Size:	1055mm	460mm	1050mm
Full Width Large Drawer (x1):	950mm	385mm	135mm
Medium Drawer (x3):	595mm	385mm	60mm
Medium 1/2 Drawer (x3):	295mm	385mm	60mm
Large Drawer (x1):	595mm	385mm	135mm
Large 1/2 Drawer (x1):	295mm	385mm	135mm
X-Large Drawer (x1):	595mm	385mm	210mm
X-Large 1/2 Drawer (x1):	295mm	385mm	210mm

C PTB104008SS

8 Drawer Stainless Steel Heavy-Duty Topchest

Specification:	Width:	Depth:	Height:
Overall Size:	1055mm	450mm	565mm
Medium Drawer (x3):	585mm	385mm	60mm
Medium 1/2 Drawer (x3):	290mm	385mm	60mm
Large Drawer (x1):	585mm	385mm	135mm
Large 1/2 Drawer (x1):	290mm	385mm	135mm

D PTB105511SS

11 Drawer Stainless Steel Heavy-Duty Rollcab

Specification:	Width:	Depth:	Height:
Overall Size:	1055mm	460mm	1030mm
Full Width Large Drawer (x1):	945mm	385mm	135mm
Medium Drawer (x3):	585mm	385mm	60mm
Medium 1/2 Drawer (x4):	285mm	385mm	60mm
Large Drawer (x1):	585mm	385mm	135mm
Large 1/2 Drawer (x1):	285mm	385mm	135mm
X-Large Drawer (x1):	585mm	385mm	210mm
X-Large 1/2 Drawer (x1):	285mm	385mm	210mm

A

8 Drawer



Premier™

10 YEAR GUARANTEE*

FULLY EXTENDABLE DRAWERS

Lift & Latch™ DRAWER PULLS

HEAVY DUTY

Ball bearing Drawer Slides

75+ KG HEAVY ITEM

1055mm Extra-Wide

C

8 Drawer



Premier™

10 YEAR GUARANTEE*

FULLY EXTENDABLE DRAWERS

Lift & Latch™ DRAWER PULLS

HEAVY DUTY

Ball bearing Drawer Slides

STAINLESS STEEL

ANTI-FINGERPRINT

75+ KG HEAVY ITEM

1055mm Extra-Wide

B

11 Drawer



Premier™

10 YEAR GUARANTEE*

FULLY EXTENDABLE DRAWERS

Lift & Latch™ DRAWER PULLS

HEAVY DUTY

Ball bearing Drawer Slides

75+ KG HEAVY ITEM

1055mm Extra-Wide

D

11 Drawer



Premier™

10 YEAR GUARANTEE*

FULLY EXTENDABLE DRAWERS

Lift & Latch™ DRAWER PULLS

HEAVY DUTY

Ball bearing Drawer Slides

STAINLESS STEEL

ANTI-FINGERPRINT

75+ KG HEAVY ITEM

1055mm Extra-Wide

A PTB141507
7 Drawer Heavy-Duty Topchest

Specification:	Width:	Depth:	Height:
Overall Size:	1415mm	450mm	565mm
Medium Drawer (x3):	695mm	385mm	58mm
Medium 1/2 Drawer (x2):	615mm	385mm	58mm
Large Drawer (x1):	695mm	385mm	135mm
X-Large 1/2 Drawer (x1):	615mm	385mm	210mm

B PTB143011
11 Drawer Heavy-Duty Rollcab

Specification:	Width:	Depth:	Height:
Overall Size:	1430mm	460mm	1050mm
Full Width Large Drawer (x1):	1345mm	385mm	130mm
Medium Drawer (x3):	695mm	385mm	58mm
Medium 1/2 Drawer (x3):	615mm	385mm	58mm
Large Drawer (x1):	695mm	385mm	135mm
Large 1/2 Drawer (x1):	615mm	385mm	135mm
X-Large Drawer (x1):	695mm	385mm	210mm
X-Large 1/2 Drawer (x1):	615mm	385mm	210mm

C PTB181510
10 Drawer Heavy-Duty Topchest

Specification:	Width:	Depth:	Height:
Overall Size:	1830mm	500mm	565mm
Medium 1/2 Drawer (x2):	395mm	425mm	58mm
Large 1/2 Drawer (x4):	395mm	425mm	135mm
Medium Drawer (x3):	825mm	425mm	58mm
Large Drawer (x1):	825mm	425mm	135mm

D PTB183015
15 Drawer Heavy-Duty Rollcab

Specification:	Width:	Depth:	Height:
Overall Size:	1845mm	510mm	1125mm
Medium 1/2 Drawer (x2):	395mm	425mm	58mm
Large 1/2 Drawer (x4):	395mm	425mm	135mm
X-Large 1/2 Drawer (x2):	395mm	425mm	285mm
Medium Drawer (x1):	820mm	425mm	58mm
Large Drawer (x3):	820mm	425mm	135mm
Medium Drawer (x2):	1280mm	425mm	58mm
Large Drawer (x1):	1280mm	425mm	135mm



Heavy-duty gas struts on topchest lids for easy opening



Heavy-duty side handles on rollcabs for manoeuvrability.



Aluminium 'Lift & Latch' drawer pulls prevent inadvertent opening when chest is being moved.



Heavy-duty Ø125mm Mag style castors. Four swivel with toe brakes and two fixed.


A
7 Drawer
Premier™
**10 YEAR
GUARANTEE***
**FULLY
EXTENDABLE
DRAWERS**
**Lift
& Latch™
DRAWER PULLS**
**HEAVY
DUTY**
**Ball
Bearing
Drawer Slides**
B
11 Drawer
**75+ KG
HEAVY ITEM**
1430mm Super-Extra-Wide

C
10 Drawer
Premier™
**10 YEAR
GUARANTEE***
**FULLY
EXTENDABLE
DRAWERS**
**Lift
& Latch™
DRAWER PULLS**
**HEAVY
DUTY**
**Ball
Bearing
Drawer Slides**
D
15 Drawer
**75+ KG
HEAVY ITEM**
1845mm Super-Extra-Wide

A-L SEE BELOW

Retro Tool Chests

- ✓ Choice of three stylish colour combinations.
- ✓ Retro styled tool chests with modern day functionality.
- ✓ Feature ball-bearing drawer slides with 45kg load capacity and 'Lift & Latch' drawer pulls preventing inadvertent opening.

- ✓ Retro theme is continued with chrome plated top lid stays and chrome side handles.
- ✓ Drawers and top lid are fitted with drawer liners and lock on one key turn.
- ✓ Rollcabs feature stylish heavy-duty castors, two with brakes.



J NEW 10 Drawer Combination

K NEW 10 Drawer Combination

L NEW 10 Drawer Combination

A-C SEE BELOW

4 Drawer Retro Style Topchests

Specification:	Width:	Depth:	Height:
Overall Size:	700mm	450mm	495mm
Medium Drawer (x4):	570mm	400mm	60mm
Clam Shell Top:	590mm	430mm	80mm*

Model No:	Colour:
A AP28104	Cream
B AP28104BWS	Blue with White Stripes
C AP28104BR	Black with Red Drawer Pulls

D-F SEE BELOW

2 Drawer Retro Style Mid-Boxes

Specification:	Width:	Depth:	Height:
Overall Size:	710mm	460mm	270mm
Medium Drawer (x2):	570mm	400mm	60mm
Model No:	Colour:		

D AP28102	Cream
E AP28102BWS	Blue with White Stripes
F AP28102BR	Black with Red Drawer Pulls

G-I SEE BELOW

4 Drawer Retro Style Rollcabs

Specification:	Width:	Depth:	Height:
Overall Size:	730mm	460mm	825mm
Large Drawer (x1):	570mm	400mm	105mm
X-Large Drawer (x3):	570mm	400mm	135mm
Model No:	Colour:		

G AP28204	Cream
H AP28204BWS	Blue with White Stripes
I AP28204BR	Black with Red Drawer Pulls

J-L SEE BELOW

10 Drawer Retro Style Topchest, Mid-Box & Rollcab Combinations

Specification:	Width:	Depth:	Height:
Overall Size	730mm	460mm	1590mm
Model No:	Colour:		

J AP28COMBO2	Cream
K AP28COMBO2BWS	Blue with White Stripes
L AP28COMBO2BR	Black with Red Drawer Pulls



Non-slip drawer liners supplied for all drawers.



Ball-Bearing drawer slides and 'Lift & Latch' drawer pulls prevent inadvertent opening.



Rollcabs feature stylish heavy-duty castors, two with brakes.



**10 YEAR
GUARANTEE***

A-B SEE BELOW

4 Drawer Wide Retro Style Topchests

Specification:	Width:	Depth:	Height:
Overall Size:	1080mm	450mm	495mm
Medium Drawer (x4):	945mm	400mm	60mm
Clam Shell Top:	960mm	430mm	80mm*
*(Restricted)			
Model No:			Colour:
A AP41104BWS			Blue with White Stripes
B AP41104BR			Black with Red Drawer Pulls

C-D SEE BELOW

6 Drawer Wide Retro Style Rollcabs

Specification:	Width:	Depth:	Height:
Overall Size:	1100mm	460mm	1040mm
Medium Drawer (x3):	945mm	400mm	60mm
Large Drawer (x2):	945mm	400mm	135mm
X-Large Drawer (x1):	945mm	400mm	210mm
Model No:			Colour:
C AP41206BWS			Blue with White Stripes
D AP41206BR			Black with Red Drawer Pulls

E-F SEE BELOW

10 Drawer Wide Retro Style Topchest & Rollcab Combinations

Specification:	Width:	Depth:	Height:
Overall Size:	1100mm	460mm	1535mm
Model No:			Colour:
E AP41COMBOBWS			Blue with White Stripes
F AP41COMBOBR			Black with Red Drawer Pulls



A
4 Drawer

C
6 Drawer

E NEW 10 Drawer Combination



B
4 Drawer

D
6 Drawer

F NEW 10 Drawer Combination

Ball Bearing Drawer Slides

75+ KG HEAVY DUTY HEAVY ITEM

Lift & Latch™ DRAWER PULLS



Retro themed recessed chrome plated side handles.



Drawers and top lid are fitted with drawer liners.



Heavy-duty castors, two with brakes.



Supplied with two keys for each unit.



'Lift & Latch' drawer pulls prevent inadvertent opening.

A-C SEE BELOW

Mobile Stainless Steel Tool Cabinets

Anti-fingerprint stainless steel construction. AP7210SS and AP5520SS are supplied with a 38mm thick wooden worktop (AP4804SS has 25mm). Each drawer has a 45kg capacity and features aluminium pull handles and non-slip liners. Side storage cupboard on AP7210SS and AP4804SS features shelf and pegboard inlay. Four large castor wheels, two fixed and two swivel that include brakes. Cabinets supplied with a heavy-duty side handle for comfort and control when manoeuvring. AP5520SS Supplied with a pegboard back panel - ideal for hanging tools - and two gas strut wall cabinets for added storage. All supplied with locks and two keys. Some simple assembly required. These items are heavy. Extra assistance must be provided at the delivery point to help their safe delivery.



A



A-B SEE BELOW

Mobile Stainless Steel Tool Cabinets

Specification:	Width:	Depth:	Height:
Medium 1/2 Drawer (x3):	375mm	395mm	65mm
Large 1/2 Drawer (x1):	375mm	395mm	140mm
X-Large 1/2 Drawer (x1):	375mm	395mm	220mm
Medium Drawer (x3):	855mm	395mm	65mm
Large Drawer (x1):	855mm	395mm	140mm
X-Large Drawer (x1):	855mm	395mm	220mm

B



B AP7210SS

10 Drawer & Cupboard Stainless Steel Mobile Tool Cabinet

Overall Size (W x D x H):	1990 x 490 x 950mm
Cupboard (x1) (W x D x H):	400 x 465 x 685mm

A AP5520SS

10 Drawer & 2 Wall Cupboard Stainless Steel Mobile Tool Cabinet with Backboard

Overall Size (W x D x H):	1475 x 505 x 1860mm
Wall Cabinet (x2) (W x D x H):	645 x 300 x 410mm

D



D CX410SS

3-Level Stainless Steel Workshop Trolley

Grade 304 stainless steel workshop trolley with three 30kg capacity shelves. Shelves have 30mm walls around the sides and back with an opening at the front - ideal for quick access to tools or fixings without obstruction. Fitted with a side handle and four castor wheels for ease of mobility around the workplace. Supplied flat-packed.

Overall Size (W x D x H):	810 x 458 x 862mm
Shelf Size (W x D x H):	715 x 450mm x 30mm
Capacity:	30kg/level*

*Evenly distributed

C

4 Drawer



C AP4804SS

4 Drawer Stainless Steel Mobile Tool Cabinet

Specification:	Width:	Depth:	Height:
Overall Size:	1220mm	460mm	950mm
Small Drawer (x1):	690mm	400mm	60mm
Medium Drawer (x2):	690mm	400mm	140mm
Large Drawer (x1):	690mm	400mm	220mm
Cupboard:	440mm	440mm	680mm

Premier™

**10 YEAR
GUARANTEE***

Premier Topchests & Rollcabs

- ✓ Heavy gauge steel with double wall construction for extra strength and durability.
- ✓ Ball-Bearing drawer slides provide superior performance and carry heavier loads.
- ✓ Each drawer fitted with a catch to prevent unexpected opening, when being transported around the workshop.
- ✓ Added security provided by side mounted cylinder locks, supplied with two keys.
- ✓ Unique design incorporates perforated side panels for hanging tools and accessories.
- ✓ Ideally suited for the Premier range of Modular Tool Trays (see pages 16 to 25 for full details).
- ✓ Fitted with anti-shock protection on all four corners to prevent accidental damage.
- ✓ Rust and solvent resistant powder coated finish.
- ✓ Recessed handles permit Topchests to be slotted into work environments where space is tight.
- ✓ Rollcabs feature rubber grip side handles for comfort and ease when manoeuvring with tough composite top for fitting and securing Topchest or can be used as a workstation.
- ✓ Each Rollcab includes two Ø125mm castors with large toe locks and two fixed wheels.



All Topchests and Rollcabs are suitable for our Premier range of modular tool trays, see pages 16 to 25 for more details.

Anti-shock rubber protection on all four corners.

Secure internal locking system for added security.

Self-locking drawers prevent accidental opening.

Ergonomic handle for smooth manoeuvrability.

Full width aluminium drawer handles.

Powder coat finish for outstanding rust protection.

Locking brake to help secure unit in position.

Extra-deep to maximise tool storage.

Recessed handles for easy manoeuvrability.

Heavy gauge steel with double wall construction.

Heavy-duty working table with vice mounting option.

Perforated side panels for hanging panels for tools and accessories.



A Extra Deep Topchest 6 Drawer

A AP2403 6 Drawer Topchest with Ball-Bearing Slides

Specification:	Width:	Depth:	Height:
Overall Size:	690mm	465mm	535mm
Medium Drawer (x6):	535mm	400mm	60mm



B 6 Drawer

B AP2406 6 Drawer Rollcab with Ball-Bearing Slides

Specification:	Width:	Depth:	Height:
Overall Size:	765mm	465mm	960mm
Medium Drawer (x3):	535mm	400mm	60mm
Large Drawer (x2):	535mm	400mm	130mm
X-Large Drawer (x1):	535mm	400mm	195mm



C 8 Drawer

C AP2408 8 Drawer Rollcab with Ball-Bearing Slides

Specification:	Width:	Depth:	Height:
Overall Size:	765mm	465mm	960mm
Medium Drawer (x6):	535mm	400mm	60mm
Large Drawer (x2):	535mm	400mm	130mm

Premier™

MODULAR TOOL TRAYS

The AP24 series tool chests are designed to accept Premier and Premier Platinum tool trays. Make your own tool kit by selecting the models featured on pages 16 to 25. Alternatively choose from these ready made combinations.



A-C SEE BELOW

Rollcabs & Tool Chest Combinations with Tool Kit

Premier ball-bearing Rollcabs/Topchest and Modular Tool Tray combinations, carefully hand picked by professionals, for professionals. Tools have been selected from our Premier Line range and are covered by a lifetime guarantee*. For full details and specification of Model No. AP2406 Rollcab and AP2408 Rollcab see page 985 and for the Modular Tool Trays see pages 18 to 23.

A HEAVY DUTY Ball Bearing Drawer Slides 6 Drawer



10 YEAR GUARANTEE*



A AP2406TBTC01

6 Drawer Rollcab with Ball-Bearing Slides & 298pc Tool Kit

Contents: AP2406 - Rollcab 6 Drawer with Ball-Bearing Slides, TBT01 - Tool Tray with 13pc Combination Spanner Set, TBT02 - Tool Tray with 4pc Pliers Set, TBT03 - Tool Tray with 4pc Circlip Pliers Set, TBT07 - Tool Tray with 29pc Hex/Ball-End Hex Keys & Socket Bit Set, TBT08 - Tool Tray with 35pc TRX-Star* Key, Socket Bit & Socket Set, TBT09 - Tool Tray with 5pc Engineer's File Set, TBT11 - Tool Tray with 60pc Security TRX-Star*/Hex/Ribe/Spline Bit Set, TBT14 - Tool Tray with 6pc Screwdriver Set, TBT17 - Tool Tray with 38pc Precision & Pick-Up Tool Set, TBT19 - Tool Tray with 43pc 1/4"Sq Drive Socket Set, TBT20 - Tool Tray with 35pc 3/8"Sq Drive Socket Set, TBT21 - Tool Tray with 26pc 1/2"Sq Drive Socket Set

B HEAVY DUTY Ball Bearing Drawer Slides 8 Drawer



10 YEAR GUARANTEE*



B AP2408TTC08

8 Drawer Rollcab with Ball-Bearing Slides & 707pc Tool Kit

Contents: AP2408, TBT01, TBT02, TBT03, TBT04, TBT07, TBT08, TBT09, TBT11, TBT13, TBT14, TBT16, TBT17, TBT18, TBT19, TBT20, TBT21, TBT23, TBT26.

C APTTC02

14 Drawer Tool Chest Combination with 1233pc Tool Kit

Contents: AP2403 - Topchest 6 Drawer with Ball-Bearing Slides, AP2408 - Rollcab 8 Drawer with Ball-Bearing Slides, 1233pc Tool Kit arranged in 28 Themed Tool Trays - Includes Model No's: TBT01, TBT02, TBT03, TBT04, TBT05, TBT06, TBT07, TBT08, TBT09, TBT11, TBT12, TBT13, TBT14, TBT15, TBT16, TBT17, TBT18, TBT19, TBT23, TBT24, TBT25, TBT26, TBT27, TBT28, TBT29, TBT30, TBT31, TBT32, TBTB (x2)



C



6 Drawer

8 Drawer



HEAVY DUTY

Extra Deep Topchest

Ball Bearing
Drawer Slides

10 YEAR
GUARANTEE*



The Professional Tool kit shown here is amongst our most popular. For other options please contact our sales office or visit our website www.sealey.co.uk. Alternatively why not design your own bespoke kit? See page 985 for details of the tool chests in our Premier Ball-Bearing Range and pages 16 to 25 for details of our Modular Tool Tray inserts.

**A AP24ACC1****PerfoTool Storage Panel for AP24 Series Rollcabs**

PerfoTool storage panel can be fitted to all rollcabs in our AP24 Series when a topchest is not required, allowing rollcab top to be used as a workbench. Reinforced poles slot into the rollcab securely, keeping the unit sturdy. Suitable for hanging some of the most frequently used tools, allowing easy selection. Supplied with an assortment of hanging hooks. N.B. Not suitable for use with AP2416 and AP2418 Mobile Workstations.

Size (W x D x H): 655 x 55 x 600mm

**B AP24ACC2****Side Shelf & Roll Holder for AP24 Series Tool Chests**


Easy fix shelf with raised edge and paper roll holder. Ideal for small components, helping to prevent the loss of parts and keeping work area tidy. Roll holder underneath shelf for easy-access to paper when required. For paper roll see page 1138.

Size (W x D x H): 305 x 305 x 190mm

**D AP24ACC5****Can & Bottle Holder for AP24 Series Tool Chests**

Easy fix can and bottle holder for storing aerosols, maintenance spray and other frequently used products.

Size (W x D x H): 250 x 62 x 110mm

**G AP24ACC6****Drawer Divider for AP24 Series Rollcabs & Topchests**

Medium drawer divider suitable for all medium drawers on the AP24 Series topchests, rollcabs and workstations. Designed to keep tools and parts in a neat and easily accessible order.

Size (W x D x H): 3 x 395 x 58mm

Pack Qty: 1

C

2845 x 450mm

C AP/NSL**Non-Slip Liners**

Conceived initially for use as drawer liners for tool chests and rollcabs. Unique non-slip design offers a wide range of different uses, and is proofed against mildew, mould and moths. Great for use in the workshop, garage, home, car or boat.

Roll Size: 2845 x 450mm

Thickness: 4mm

**E****E BLU150****150m Blue Embossed 2-Ply Paper Roll - Pack of 6**

See page 1138 for full details.

F**F S0766****30pc Hook Assortment for Composite Pegboard**

See page 1053 for full details.

Siegen

G

AP24ACC1 shown with Rollcab Model No. AP2408, see page 985.

A NEW 10 Drawer



A AP6310

10 Drawer Mobile Workstation with Backboard

Features a cabinet for extra storage and a heavy-duty side handle for comfort and control when manoeuvring. Thick 20mm wooden worktop. 10 Drawers with 40kg capacity each with aluminium pull handles and non-slip liners. Six large castor wheels, four swivel with brakes and two fixed. Supplied with a pegboard back panel compatible with TTS range of hooks ideal for hanging tools, plus 14 storage bins in two sizes. Supplied with locks and two keys for the cabinet and drawers. Some simple assembly required.



Overall Size Inc. Handle (W x D x H):	1690 x 490 x 1432mm
Worktop Size:	1600 x 460 x 20mm
Small Drawer (x6):	505 x 415 x 80mm
Medium Drawer (x4):	505 x 415 x 143mm
Cabinet:	538 x 480 x 650mm
Top Shelf:	1600 x 200 x 43mm

B-C SEE BELOW

Heavy-Duty Mobile Workstations

Heavy gauge steel, double wall construction for extra strength and durability. Fitted with oversized, heavy-duty Ø160mm wheels, two fixed and two locking castors. Ball-bearing drawer slides provide superior performance and carry heavier loads. Each drawer is fitted with a catch to prevent unexpected opening when being transported around the workshop. Added security provided by side mounted cylinder lock. Model No. AP2418 is supplied with one lockable cupboard with internal shelving for added storage. Supplied with two keys for drawers and two keys for cupboards (where applicable). Unique design incorporates perforated side panels for hanging tools and accessories. Ideally suited for the Premier range of modular tool trays, see pages 16 to 25. Rust and solvent resistant powder coated finish. Fitted with anti-shock protection on all four corners to prevent accidental damage. Heavy-duty metal worktop makes these units a very durable workstation.

B



8 Drawer
2 Shelves

Extra-Wide



B AP2418

8 Drawer Mobile Workstation with Ball-Bearing Slides

Specification:	Width:	Depth:	Height
Overall Size:	1130mm	565mm	1000mm
Medium Drawer (x6):	535mm	400mm	60mm
Large Drawer (x2):	535mm	400mm	130mm
Cupboard:	270mm	400mm	620mm

C



16 Drawer

Extra-Wide



C AP24216

16 Drawer Mobile Workstation with Ball-Bearing Slides

Specification:	Width:	Depth:	Height
Overall Size:	1130mm	565mm	1000mm
Medium Drawer (x6):	535mm	400mm	60mm
Large Drawer (x2):	535mm	400mm	130mm
Medium 1/2 Drawer (x6):	270mm	400mm	60mm
Large 1/2 Drawer (x2):	270mm	400mm	130mm



A AP36MWS
7 Drawer & Cupboard Mobile Workstation

Heavy-duty mobile workstation with seven drawers and cupboard. Drawers run on 45mm ball-bearing slides with a weight capacity of 40kg per drawer. All drawers fitted with aluminium handles and 2.5mm EVA non-slip liners. Cupboard and drawers lock separately for safe storage. All panels made of perforated steel for hook storage. Supplied with two shelves to be mounted as required. Top of workstation lined with 10mm EVA mat. Four alloy style 5" castors, two fixed and two swivel with quick release brake. Steel handle at either end for easy mobility.

Specification:	Width:	Depth:	Height:
Overall Size:	1090mm	730mm	1025mm
Small Drawer (x5):	568mm	398mm	75mm
Medium Drawer (x2):	568mm	398mm	154mm
Cupboard:	600mm	255mm	470mm



B AP45MWS
10 Drawer Mobile Workstation

Heavy-duty mobile workstation with 10 drawers. Drawers run on 45mm ball-bearing slides with a weight capacity of 40kg per drawer. All drawers fitted with aluminium handles and 2.5mm EVA non-slip liners. Two sets of drawers lock separately for safe storage. All panels made of perforated steel for hook storage. Supplied with two shelves to be mounted as required. Top of workstation lined with 10mm EVA mat. Four alloy style 5" castors, two fixed and two swivel with quick release brake. Steel handle at either end for easy mobility.

Specification:	Width:	Depth:	Height:
Overall Size:	1290mm	730mm	1025mm
Small Drawer (x6):	568mm	398mm	75mm
Medium Drawer (x3):	568mm	398mm	154mm
Large Drawer (x1):	568mm	398mm	233mm



C AP556CSHV
4 Drawer Rollcab
With 3 Drawer Utility Seat

Constructed from heavy gauged steel with inner walls for extra strength and durability. Heavy-duty 45mm ball-bearing drawer slides provide superior performance and carry heavier loads. Fitted with Ø125mm castors with black chrome hubcaps, two swivel locking castors and two fixed. Rollcab design features two lockable side cabinets with pegboard and storage tray in each. Supplied with 6mm EVA top mat and 2mm EVA drawer liners in each drawer. Built-in storage for the three drawer utility toolbox seat with 30mm cushion. The utility seat has two locking castors and two swivel. Both have a rust and solvent resistant tough industrial powder coat paint finish. Supplied with two keys for main rollcab and two keys for utility seat.

Specification:	Width:	Depth:	Height:
Overall Size:	679mm	461mm	986mm
Drawer (x4):	556mm	392mm	68mm
Utility Seat Drawer (x3):	278mm	348mm	95mm
Side Cabinets (x2):	86mm	430mm	350mm





A-B SEE BELOW

Composite Heavy-Duty Trolleys

Heavy-duty garage and workshop trolleys with high weight capacity per shelf. Manufactured from extra-strong impact resistant plastic. Ideal for a wide variety of applications. Features deep wall shelves and tool storage compartments built into the contoured handle. Fitted with four large rubber wheels, two fixed and two swivel castors.

	A	B
Model No:	CX202	CX203
Levels:	2	3
Overall Size (W x D x H):	1000 x 440 x 850mm	1000 x 440 x 850mm
Shelf Size (W x D x H):	790 x 435 x 110mm	790 x 435 x 110mm
Capacity:	113kg/Level	83kg/Level



D-E SEE BELOW

Composite Heavy-Duty Trolleys

Heavy-duty garage and workshop trolleys. Manufactured from extra-strong impact resistant plastic. Ideal for a variety of applications. One-piece moulded shelves prevent spills transferring to lower levels. Fitted with four swivel castor wheels, two of which have brakes.

	D	E
Model No:	CX204	CX205
Levels:	2	3
Overall Size (W x D x H):	810 x 460 x 785mm	810 x 460 x 925mm
Shelf Size (W x D x H):	675 x 410mm x 95mm	675 x 410mm x 95mm
Capacity:	80kg/Level	60kg/Level



C AP980MTHV

4 Drawer & 2 Door Cupboard Tool Trolley

Workshop trolley with an overall weight capacity of 160kg. Top of the trolley is covered in tough composite with built-in storage for small parts. Folding side tray with 5kg weight capacity. Tool storage slots on the side for easy-access to more frequently used tools. Internal locking system allows drawers and cupboard to be locked separately for added security. Four drawers with liners and ball-bearing slides, and a two door cupboard with magnetic doors. Drawers are made to fit all Sealey and Siegen tool trays, see pages 16 to 28. Four bottom corners are fitted with bumpers to help prevent damage when moving around the workshop. Fitted with four wheel, two fixed and two locking castors.

Overall Size (W x D x H):	690 x 470 x 835mm
Medium Drawer (x4):	535 x 405 x 67mm
Cupboard (x1):	560 x 440 x 370mm
Capacity:	160kg





A CX313
3-Level Composite Workshop Trolley with Parts Storage

Composite garage workshop trolley featuring aluminium corner posts with a 30kg capacity per shelf. Each shelf features three compartments with removable dividers, seven tool holder slots, four additional compartments for small fixings and two cup/can holders. These features allow for all of your tools and equipment to be on-hand and easily accessed. Quick and easy to assemble, with four swivel castors, two featuring brakes.

Overall Size (W x D x H):	570 x 455 x 895mm
Shelf Size (W x D x H):	495 x 280 x 70mm
Capacity:	30kg/Level



B CX314
3-Level Folding Workshop Trolley

Folding composite garage workshop trolley with a 25kg capacity per shelf. Walls on all four sides to stop items from sliding off the trolley. Four large castors, two locking. Can also be used as a janitorial trolley. Folds up in seconds for easy storage when not in use.

Overall Size (W x D x H):	670 x 430 x 855mm
Shelf Size (W x D):	595 x 370mm
Capacity:	25kg/Level



C CX308
3-Level Composite Workshop Trolley - 3 Wall

Composite garage workshop trolley with a 30kg capacity per shelf. Walls on only three sides of shelf allow easy-access when adding or removing items to and from trolley. Four large castors, two locking. Can also be used as a janitorial trolley.

Overall Size (W x D x H):	800 x 410 x 930mm
Shelf Size (W x D):	620 x 410mm
Capacity:	30kg/Level



D-E SEE BELOW
3-Level Composite Workshop Trolleys - 3 Wall

Composite garage workshop trolleys with a 40kg capacity per shelf. Walls on only three sides of each shelf allow easy-access when adding or removing items. Four large castors, two locking.

	D CX309	E CX310
Model No:	CX309	CX310
Overall Size (W x D x H):	750 x 460 x 980mm	1140 x 513 x 960mm
Shelf Size (W x D):	625 x 420mm	866 x 500mm
Capacity:	40kg/Level	40kg/Level



F CX312
Waste Disposal Bin
 Strong and lightweight waste bin, compatible with Model No's CX309 and CX310 Workshop Trolleys.

Overall Size (W x D x H):	385 x 260 x 435mm
----------------------------------	-------------------

G CX311
Storage Tray
 Strong and durable, ideal for everyday storage of workshop consumables such as brake and power steering fluid bottles. Keeps the working environment clean and tidy.

Overall Size (W x D x H):	575 x 430 x 180mm
----------------------------------	-------------------



A-B SEE BELOW
Heavy-Duty Workshop Trolleys

Ideal for regularly used workshop items such as body repair kits, power tools and bulky equipment too big for a tool chest. Strong build quality and extra-large castors also make these excellent dismantling trolleys for smaller vehicle components.

2 YEAR GUARANTEE*

American PRO

HEAVY DUTY

	A	B
Model No:	CX105	CX108
Levels:	2	3
Overall Size (W x D x H):	840 x 405 x 810mm	840 x 405 x 810mm
Shelf Size (W x D x H):	790 x 400 x 80mm	790 x 400 x 80mm
Capacity:	50kg/Level	50kg/Level



C CX104
2-Level Heavy-Duty Trolley with Lockable Top

Workshop trolley with an 80kg capacity per shelf. Upper shelf has liner and lockable top, lower shelf may be installed base down or base up to give either tool and component security or unobstructed access. Fitted with four wheels, two fixed and two locking castors.

5 YEAR GUARANTEE*

Overall Size (W x D x H):	815 x 410 x 985mm
Capacity:	80kg/Level



D-E SEE BELOW
Heavy-Duty Trolleys

Garage or workshop trolleys with deep-walled shelves, which may be installed base down or base up to give either tool and component security or unobstructed access. Fitted with four wheels, two fixed and two locking castors.

2 YEAR GUARANTEE*

American PRO

HEAVY DUTY

	D	E
Model No:	CX102	CX103
Levels:	2	3
Overall Size (W x D x H):	775 x 410 x 900mm	775 x 410 x 900mm
Capacity:	150kg (75kg/Level)	150kg (50kg/Level)



G CX1042D
2-Level Heavy-Duty Trolley with Lockable Top & 2 Drawers

Workshop trolley with an 80kg capacity per shelf. Upper shelf has liner and lockable top, lower shelf may be installed base down or base up to give either tool and component security or unobstructed access. Two lockable drawers with ball-bearing slides and liners. Four large castors, two fitted with a brake.

5 YEAR GUARANTEE*

Overall Size (W x D x H):	815 x 410 x 985mm
Drawer (x2) (W x D x H):	680 x 375 x 75mm
Capacity:	80kg/Level



F CX101D
2-Level Heavy-Duty Trolley with Lockable Drawer

Garage or workshop trolley with an 80kg capacity per shelf. Deep-walled shelves, which may be installed base down or base up to give either tool and component security or unobstructed access. Full-width, lockable drawer with ball-bearing slides. Fitted with four wheels, two fixed and two locking castors.

5 YEAR GUARANTEE*

Ball Bearing Drawer Slides

HEAVY DUTY

Superline PRO

Overall Size (W x D x H):	760 x 410 x 900mm
Drawer (x1) (W x D x H):	680 x 375 x 75mm
Capacity:	160kg (80kg/Level)



A-B SEE BELOW

Heavy-Duty Workshop Trolleys - Green

Ideal for regularly used workshop items such as body repair kits, power tools and bulky equipment too big for a traditional tool chest. Features 14 tool holes ideal for keeping small tools on-hand. Strong build quality and heavy-duty 4" PU castors, two of which are locking, make these excellent dismantling trolleys for smaller vehicle components.

	A	B
Model No:	CX109HV	CX110HV
Shelves	2	3
Overall Size (W x D x H):	835 x 410 x 815mm	835 x 410 x 815mm
Shelf Size (W x D x H):	785 x 405 x 80mm	785 x 405 x 80mm
Capacity:	160kg, 80kg/Level	160kg (Evenly distributed)

C NEW

APDT435 4-Level Multipurpose Trolley for Diagnostics

Multipurpose trolley with four shelves. Ideal for diagnostics and general use around the workshop. Compact design with tough industrial powder coated finish. Four open shelves with 10mm EVA liner on top shelf and a lockable compartment, suitable for storing laptops, testers, leads and battery chargers. Easily manoeuvrable with ergonomic side handles, two front steering swivel castors and two rear fixed wheels. Supplied with side tray and paper towel holder. Pegboard side panel compatible with the Sealey TTS range of hooks, see page 1053.

Overall Size (W x D x H): 435 x 522 x 1178mm



D-F SEE RIGHT

2 Drawer Heavy-Duty Mobile Tool & Parts Trolleys with Lockable Top

Garage or workshop trolleys with two shelves and a lockable gas sprung supported lid, which allows for items to be kept safe when not in use. Features two 40kg capacity drawers with ball-bearing slides. The units feature an additional screwdriver holder, ideal for quick access whilst working. Two lower storage shelves with a 50kg capacity each, can be installed base down or base up to give either tool and component security or unobstructed access. Fitted with four heavy-duty 4" PU castors, two of which are locking.

Specification (W x D x H):	
Overall Size:	925 x 440 x 900mm
Shelf Size (x2):	760 x 435 x 60mm
Small Drawer (x1):	560 x 400 x 65mm
Medium Drawer (x1):	560 x 400 x 85mm
Upper Tray Size:	585 x 435 x 75mm
Capacity:	150kg
Model No:	Colour:
D AP760M	Red
E AP760MHV	Green
F AP760MO	Orange



5 YEAR GUARANTEE!

5 Year guarantee with every product on this page.



A-B SEE BELOW
Mobile Tool & Parts Trolleys

Heavy gauge steel construction with lockable sliding top on smooth ball-bearing slides. Twin drawers with 35mm ball-bearing slides, which are locked when top is closed. Side handle for comfort and control when manoeuvring. Fitted with four wheels, two fixed and two locking castors. Suitable for tools and parts. Some self-assembly required.

A	AP705M
Colour:	Red
Overall Size (W x D x H):	770 x 370 x 830mm
Capacity:	100kg
B	AP705MB
Colour:	Black
Overall Size (W x D x H):	770 x 370 x 830mm
Capacity:	100kg



C-D SEE BELOW
Heavy-Duty Mobile Tool & Parts Trolleys with 5 Drawers & Lockable Top

Five drawer garage and workshop trolleys, with an overall capacity of 320kg evenly distributed. The ball-bearing slide drawers are supplied with non-slip liners. Rear locking mechanism engages once the lid is closed for extra security. Hand tool storage slots situated on either side within the top compartment. Lined lower shelf is ideal for larger parts or tool storage. Fitted with a side handle, two fixed castors and two swivel castors with toe brakes to aid manoeuvrability around the workshop or garage.

Overall Size (W x D x H):	940 x 515 x 1050mm
Capacity:	320kg
Top & Bottom Tray:	80kg each
2 Small Drawers:	20kg each
3 Other Drawers:	40kg (Evenly Distributed)
Model No:	Colour:
C AP890M	Red
D AP890MHV	Green



E AP1200MW
Mobile Engine Repair Workbench

Sturdy steel construction with powder coated finish to prevent corrosion. Angled worktop to one drain point makes this ideal for working on engines, transmissions, gearboxes or hydraulic systems. All fluids drain into a removable polyethylene container. Features height-adjustable bottom shelf ideal for parts and tool storage, a lockable drawer and four swivel castors, two of which are locking.

Overall Size (W x D x H):	1200 x 640 x 872mm
Capacity:	250kg



F AP850MB
Heavy-Duty Mobile Tool & Parts Trolley with 4 Drawers & Lockable Top

Workshop trolley with an overall capacity of 260kg. Lined upper shelf features a perforated hand tool storage section on each side. Further hand tool storage slots situated externally on both sides of the trolley. Lined lower shelf is ideal for larger parts or tool storage. Four drawers with non-slip liners and ball-bearing slides feature a rear locking mechanism which engages once the lid is closed for extra security. Fitted with a side handle and four swivel castors, two with brakes.

Overall Size (W x D x H):	855 x 450 x 950mm
Capacity:	260kg

A

1.1m
Table Width300kg
Capacity

A AP1100M

2-Level Mobile Workbench

Sturdy steel construction workbench with a capacity of 300kg. Two shelves that allow unobstructed access. Fitted with two fixed castors, two locking castors and a heavy-duty handle.

Size Including Handle (W x D x H):	1180 x 700 x 830mm
Work Surface (W x D):	1100 x 700mm
Capacity:	300kg

C

1.39m
Table Width

C AP1520

Woodworking Bench

Made from birchwood with a varnished finish. Features tool well, shelf, tool drawer, front and end vices, four metal bench stops and four wooden board jacks.

Overall Size (W x D x H):	1520 x 620 x 850mm
Worktop:	1390 x 355mm
Tool Well:	1340 x 113mm
Drawer:	330 x 320 x 75mm
Vice (x2):	280mm Wide x 190mm Opening
Weight:	27kg

B

100kg
Capacity1m
Table Width

B FWB1000

Portable Folding Workbench

Powder coated steel foldable workbench with wooden work surface. Built-in storage bar for easy storage and access to tools. Folds and unfolds in seconds for quick set-up wherever required. Ergonomic composite handle and lightweight at only 14kg for ease of carrying. Worktop marked with 960mm measuring scale and 180° protractor. Supplied with slot-in cross bar for added stability.

Folded Size (W x D x H):	1000 x 600 x 100mm
Unfolded Size (W x D x H):	1000 x 600 x 745mm
Capacity:	100kg

D NEW

1.52m
Table Width

D AP1640

Woodworking Bench with 4 Drawers

Made from Rubber Wood. Features tool well, shelf, four tool drawers, front vice, four metal bench stops and four wooden board jacks. Supplied with four wooden pegs and four anvil pegs.

Overall Size (W x D x H):	1520mm x 620mm x 820mm
Worktop:	1520mm x 500mm
Tool Well:	1110 x 410mm
Drawer(x4):	460 x 390 x 80mm
Vice:	280mm Wide x 180mm Opening
Weight:	43kg

A

100kg Capacity

1.2m Table Width

Ball Bearing Drawer Slides



A AP12160

Workbench with Drawer

Boltless design makes the unit easy to assemble, with minimal tools being required. One large drawer with ball-bearing slides, fitted with two handles. MDF Worktop measures 1210 x 605mm (W x D), and has a comfortable work height of 900mm. Fitted with anti-slip foot protectors.

Overall Size (W x D x H):	1210 x 605 x 900mm
Worktop Size (W x D):	1210 x 605mm
Capacity:	100kg (Evenly distributed)

B

Ball Bearing Drawer Slides

1.2m Table Width

100kg Capacity



B AP12600

Workstation with Drawers

Boltless designed frame makes the unit easy to assemble, with minimal tools being required. Pegboard rear panel with hooks for convenient tool storage. Two half drawers, with ball-bearing slides, full size shelf below MDF worktop and 230mm shelf above pegboard.

Size (W x D x H) Overall/Worktop:	1215 x 610 x 1500/900mm
Worktop Size (W x D):	1205 x 600mm
Capacity:	100kg (Evenly distributed)

C NEW

1000kg

1.8m Table Width



C APMS22

Heavy-Duty Steel Adjustable Workbench with Wooden Worktop

Manufactured from heavy gauge powder coated steel and is at the top end of our range with a weight capacity of 1000kg (evenly distributed). Adjustable leg extensions allow worktop height to range from 680-1030mm. Fitted with adjustable feet to ensure work surface is level, even if your floor is not. Durable 32mm thick solid wood worktop.

Size (W x D x H):	1830 x 610 x (680-1030)mm
-------------------	---------------------------

D NEW

1000kg

STAINLESS STEEL

1.8m Table Width



D APMS23

Heavy-Duty Steel Adjustable Workbench with Stainless Steel Worktop

Manufactured from heavy gauge powder coated steel and is at the top end of our range with a weight capacity of 1000kg (evenly distributed). Adjustable leg extensions allow worktop height to range from 680-1030mm. Fitted with adjustable feet to ensure work surface is level, even if your floor is not. Durable stainless steel worktop.

Size (W x D x H):	1830 x 610 x (680-1030)mm
-------------------	---------------------------

A

1.2m
Table Width1.53m
Table Width

A SEE BELOW

Steel Workbenches with Wooden Top

Fully painted steel frame with wooden worktop and shelf. No nuts and bolts, means no tools required to assemble. Workbench clips together in minutes. Available in two sizes.

Model No:	Capacity:	Size (W x D x H):
AP1210	100kg	1210 x 610 x 900mm
AP1535	200kg	1535 x 620 x 920mm

C

90kg
Capacity2m
Table Width

C AP3020

Steel Workbench with Drawer

Manufactured throughout in 3mm steel-plate for industrial durability and finished in red gloss to prevent corrosion. Supplied with single lockable drawer, which can be installed on the left or right of the workbench. Includes bottom shelf for additional storage.

Size (W x D x H):	Capacity:
2000 x 650 x 865mm	900kg

E



E AP3

3 Drawer Unit for AP10 & AP30 Series Benches

Optional unit for added drawer space on any of the AP10 and AP30 Series workbenches. Manufactured with steel-plate for industrial durability and finished in red gloss to prevent corrosion. Lockable drawers, which can be installed on the left or right of the workbench.

Overall Size (W x D x H):	Drawer Size (W x D x H):
400 x 575 x 535mm	340 x 525 x 120mm

B

B AP200

Adjustable-Height Mobile Workstation

Table is fully adjustable in height. Features four compartments, one large for main workpiece and three equal sized smaller sections for accessories. Rubber lining on the table helps prevent damage to the unit and workpiece. Suitable for use in workshops and warehouses. Supplied with four castor wheels.

ADJUSTABLE
HEIGHT

Minimum Height:	890mm
Maximum Height:	1190mm
Table Size (W x D):	730 x 505mm
Capacity:	25kg

D

1m
Table Width1.5m
Table Width2m
Table Width

D SEE BELOW

Steel Workbenches with 1 Drawer

Supplied with a single, lockable drawer. Manufactured throughout from steel-plate for industrial durability and finished in red gloss to prevent corrosion. Includes bottom shelf for additional storage.

Model No:	Capacity:	Size (W x D x H):
AP1010	600kg	1000 x 650 x 860mm
AP1015	1000kg	1500 x 650 x 860mm
AP1020	900kg	2000 x 650 x 860mm

F

1.8m
Table Width**HEAVY
DUTY**500kg
Capacity

F AP0618

Heavy-Duty Steel Workbench with 25mm MDF Top

Thick 25mm MDF worktop, used for adding extra rigidity and durability. Powder coated steel frame, for added corrosion resistance. Four adjustable feet for levelling on uneven ground. Some simple assembly required.

Size (W x D x H):	Capacity:
1800 x 600 x 910mm	500kg

A 2.1m Table Width **STAINLESS STEEL**



B-D 1.2m Table Width 1.5m Table Width 1.8m Table Width **STAINLESS STEEL**



A-D SEE BELOW

Stainless Steel Workbenches

Galvanized steel frame with a 430 grade stainless steel worktop. Features an adjustable bottom shelf for added storage space. Maximum capacity of 145kg on Model No's AP1248SS and AP1560SS, and 170kg on Model No's AP1872SS and AP2184SS. Adjustable feet for levelling the workbench when placed on an uneven surface. Some simple assembly required.

Model No:	Overall Size (W x D x H):	Bench Capacity:	Shelf Capacity:
A AP2184SS	2135 x 760 x 890mm	120kg	50kg
B AP1248SS	1220 x 760 x 890mm	100kg	45kg
C AP1560SS	1530 x 760 x 890mm	100kg	45kg
D AP1872SS	1830 x 760 x 890mm	120kg	50kg

E 1.5m Table Width



E API1500 Steel Industrial Workbench

For full details, see page 1037.



Table Size (W x D x H):	1500 x 750 x 850mm
-------------------------	--------------------

F 1.37m Table Width **Ball Bearing Drawer Slides** **HEAVY DUTY**



250kg Capacity

F AP2030BB 5 Drawer Heavy-Duty Workbench

Powder coated steel panels with 40mm wood laminate top. Five drawers featuring ball-bearing slides for smooth operation. Open shelving for storage of larger items. Supplied flat-packed.

Table Size (W x D):	1372 x 508mm
Working Height:	865mm
Capacity:	250kg

G 1.37m Table Width **HEAVY DUTY**



250kg Capacity

G AP2010 Heavy-Duty Workbench with Cupboard

Powder coated steel panels with 40mm wood laminate top. Features lockable cupboard with 6-pin tumbler lock and two keys. Supplied flat-packed.

Table Size (W x D):	1372 x 508mm
Working Height:	865mm
Capacity:	250kg

A

1.2m
Table Width

Ball Bearing
Drawer Slides

2 Drawer



B

1.2m
Table Width

Ball Bearing
Drawer Slides

3 Drawer



A-B SEE BELOW

Workbenches

Heavy-duty powder coated metal frame with a 40mm MDF work surface. Two configurations available with a combination of lockable drawers and cupboards. Features adjustable feet to help stability when placed on an uneven surface. Supplied flat-packed with two keys.

Model No:	Overall Size (W x D x H):	Drawer (W x D x H):	Drawer Quantity:	Capacity:
A AP1372A	1200 x 600 x 865mm	415 x 415 x 160mm	2	300kg
B AP1372B	1200 x 600 x 865mm	415 x 415 x 160mm	3	300kg

C-F SEE BELOW

Workbenches

Heavy-duty powder coated metal frame with a 40mm MDF work surface. Storage splits into 3-sections with a choice of cupboards, drawers and an open space with adjustable shelving. All cabinet drawers fitted with ball-bearing slides. Fully lockable and features adjustable feet to help stability when placed on an uneven surface. Supplied flat-packed with two keys.

Overall Size (W x D x H):	1690 x 600 x 865mm		
Drawers (W x D x H):	415 x 415 x 160mm		
Capacity:	300kg		
Model No:	Drawers:	Cupboards:	Open Storage:
C AP1905A	2	2	2 Shelves
D AP1905B	3	1	1 Shelf
E AP1905C	3	2	n/a
F AP1905D	6	n/a	1 Shelf

D



Adjustable feet for stability.



Pegboard for additional storage.



Ball-Bearing slides for smooth operation.



Hard-wearing MDF worktop.

C

Ball Bearing
Drawer Slides

75+ KG
HEAVY ITEM



2 Drawer
1.69m
Table Width

D

Ball Bearing
Drawer Slides

75+ KG
HEAVY ITEM



3 Drawer
1.69m
Table Width

E

Ball Bearing
Drawer Slides

75+ KG
HEAVY ITEM



3 Drawer
1.69m
Table Width

F

Ball Bearing
Drawer Slides

75+ KG
HEAVY ITEM



6 Drawer
1.69m
Table Width



A-C SEE BELOW

Floor Cabinets

Featuring two doors, shelves and base storage. Added security provided by cylinder lock, supplied with two keys. All steel construction, stabilized by an inner cross member. Supplied flat-packed - simple assembly required.

Model No:	Overall Size (W x D x H):	Shelves:
A SC01	900 x 400 x 1800mm	4
B SC02	915 x 460 x 1830mm	4 + Hanging Rail
C SC03	915 x 460 x 1060mm	2



D-E SEE BELOW

Wall Mounting Tool Cabinets

Manufactured from heavy gauge steel with enamelled powder coated finish and two piano hinged lockable doors. Inside are assorted hooks and full width slide drawer(s).

Model No:	External Dimensions (W x D x H):	Drawer Dimensions (W x D x H):
D APW615	615 x 195 x 900mm	(x1) 510 x 150 x 45mm
E APW750	750 x 225 x 890mm	(x2) 625 x 165 x 50mm



F GSC110385
4-Shelf Extra-Wide Galvanized Steel Floor Cabinet

Floor standing galvanized steel cabinet with lockable double doors. Fitted with four adjustable shelves and base storage. Supplied with four keys. Ideal for factory, workshop or home use. Features two rear wiring grommets allowing power tool batteries and other devices to be charged whilst in storage. Floor cabinet is supplied flat-packed and will need some simple assembly.

Overall Size (W x D x H):	1100 x 410 x 1830mm
Shelf Size (W x D x H):	1090 x 365 x 25mm
Shelves:	4

A-C SEE BELOW

Lockers

A range of lockers suitable for a variety of commercial applications. Model No's SL1D and SL2D feature a hanging bar and small vanity mirror for each locker. SL1D also has single shelf. Doors on all models are ventilated and fitted with cylinder locks. Supplied flat-packed.

Model No:	Doors:	Size (W x D x H):
A SL1D	1	380 x 450 x 1850mm
B SL2D	2	380 x 450 x 1850mm
C SL4D	4	380 x 450 x 1850mm



D-E

1 Shelf



(Model No. FSC04 & FSC04ST illustrated).



D-E SEE BELOW

Hazardous Substance Cabinets

Sturdy metal construction with yellow powder coat. Supplied with a pack of appropriate warning labels. Single door, fitted with 2-point key lock and supplied with two keys. Features an adjustable, lipped shelf and liquid-tight base to retain spills. Smaller compact design for limited space. Illustrated with optional floor stand, for Model No's see **F** and **G**.

Model No:	Shelves:	Size (W x D x H):
D FSC06	1	350 x 300 x 705mm
E FSC04	1	460 x 460 x 900mm

F-G SEE BELOW

Floor Stands for FSC06 & FSC04

Optional sturdy metal support stands.

Model No:	Size (W x D x H):
F FSC06ST	350 x 300 x 580mm
G FSC04ST	460 x 460 x 580mm



H

1 Shelf

I



H FSC05

Hazardous Substance Cabinet

Sturdy metal construction with yellow powder coat. Supplied with a pack of appropriate warning labels. Two doors, fitted with 2-point key lock and supplied with two keys. Features an adjustable, lipped shelf and liquid-tight base to retain spills. Illustrated with optional floor stand, Model No. FSC05ST.

Size (W x D x H):	900 x 460 x 900mm
Shelves:	1

I FSC05ST

Floor Stand for FSC05

Sturdy metal stand to support Model No. FSC05.

Size (W x D x H):	900 x 460 x 445mm
--------------------------	-------------------

J

3 Shelves



J FSC03

Hazardous Substance Cabinet

Sturdy metal construction with yellow powder coat. Supplied with a pack of appropriate warning labels. Two door, fitted with 2-point key lock and supplied with two keys. Features three adjustable, lipped shelves and liquid-tight base to retain spills. 155mm Raised, leak-proof door sill.

Size (W x D x H):	900 x 460 x 1800mm
Shelves:	3





1 Shelf



1 Shelf



75+ KG HEAVY ITEM 1 Shelf

A-D SEE BELOW
Flammables Storage Cabinets

Sturdy metal construction with a yellow powder coated finish. Fitted with a 3-point key lock with recessed handle, supplied with two keys. Cabinets feature an adjustable lipped shelf and a liquid-tight base to retain spills. Also benefits from two 2" BSP ventilation ports with caps that are equipped with a magnetic backing for convenient storage near the ports. Four adjustable feet allow for the cabinets to be set level on uneven ground. For the safe storage of flammables, acids, pesticides, paint and ink. Supplied with a pack of appropriate warning labels.

	A	B	C	D
Model No:	FSC07	FSC08	FSC09	FSC10
Size (W x D x H):	585 x 455 x 890mm	585 x 460 x 1120mm	1095 x 460 x 1120mm	1095 x 460 x 1655mm
Shelves:	1	1	1	2



Features two 2" BSP ventilation ports with caps that are equipped with a magnetic backing.



75+ KG HEAVY ITEM 2 Shelves



Cabinet not included.

E FSC11S
Stand for FSC09 & FSC10

Sturdy metal stand for use with Model No's FSC09 and FSC10. Allows for the cabinet to be raised from floor level. Design allows for stand to be used and moved easily with a pallet truck or forklift.

Overall Size (W x D x H): 1145 x 485 x 140mm



Cabinet not included.

F FSC11T
Trolley for FSC09 & FSC10

Optional trolley for use with Model No's FSC09 and FSC10. Trolley allows cabinets to be moved around the workplace with ease, allowing for items to be on-hand as and when required. Features two lockable castor wheels.

Overall Size (W x D x H): 1270 x 470 x 1045mm



G AP95
Airbag Cabinet

Mandatory safe storage for airbag and seat belt pre-tensioner charges. This cabinet is made from 2mm thick sheet steel and is fitted with a quality slam type lock. Keeps charges safe from theft or tampering. Can be wall mounted.

Size (W x D x H): 457 x 307 x 614mm



A-C SEE RIGHT

Substance Cabinets

Sturdy metal construction cabinets. Supplied with a pack of appropriate warning labels. Two doors, fitted with 2-point key lock and supplied with two keys. Features three adjustable, lipped shelves and liquid-tight base to retain spills. 155mm Raised, leakproof door sill.

	A	B	C
Model No:	FSC12	FSC13	FSC14
Suitable for:	COSHH	Acid/Alkali	Pesticide/Agrochemical
Size (W x D x H):	900 x 460 x 1800mm	900 x 460 x 1800mm	900 x 460 x 1800mm
Shelves:	3	3	3
Colour:	Grey	White	Red



D-F SEE RIGHT

Substance Cabinets

Sturdy metal construction cabinets. Supplied with a pack of appropriate warning labels. Two doors, fitted with 2-point key lock and supplied with two keys. Features an adjustable, lipped shelf and liquid-tight base to retain spills.

	D	E	F
Model No:	FSC15	FSC16	FSC17
Suitable for:	COSHH	Acid/Alkali	Pesticide/Agrochemical
Size (W x D x H):	900 x 460 x 900mm	900 x 460 x 900mm	900 x 460 x 900mm
Shelves:	1	1	1
Colour:	Grey	White	Red
Optional Floor Stand:	FSC15ST (see G)	FSC16ST (see H)	FSC17ST (see I)



G FSC15ST
Floor Stand for FSC15

Sturdy metal stand to support Model No. FSC15.

Overall Size (W x D x H): 920 x 465 x 575mm



H FSC16ST
Floor Stand for FSC16

Sturdy metal stand to support Model No. FSC16.

Overall Size (W x D x H): 920 x 465 x 575mm



I FSC17ST
Floor Stand for FSC17

Sturdy metal stand to support Model No. FSC17.

Overall Size (W x D x H): 920 x 465 x 575mm

NEW WORKSHOP DESIGNER



Design your dream workshop with our modular storage ranges

Construct your ideal workshop from our collection of storage cabinets. The modular design means our systems are truly customisable; whilst the choice of units available provides you with the perfect storage solution, no matter what size or style you are after. Each range allows you to purchase a simple base unit or create a complete storage system.

The Workshop Designer

Using our handy design tool, you can bring your workspace to life by creating the perfect combination of drawers, cabinets and back panels. The Superline Pro® and Premier™ ranges can be customised further by adding your choice of traditional pressed wood or contemporary stainless steel worktops.

www.sealey.co.uk/workshop-designer-intro

Step 1.


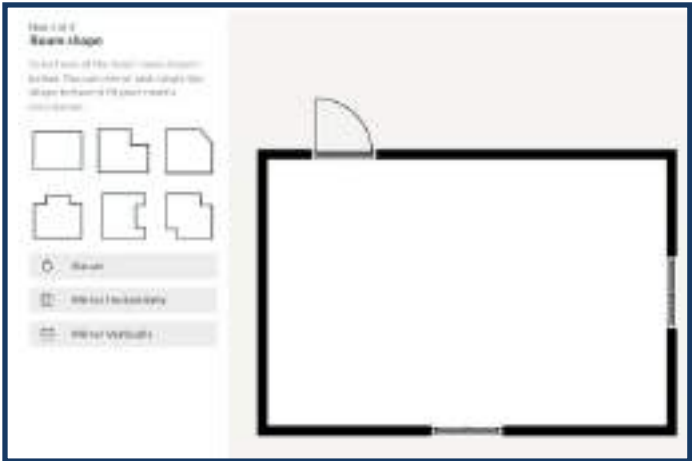
Select your basic room shape to get started, then specify room dimensions on the next screen. Move windows and doors into the correct position.

Step 2.

Choose which storage range you want to kit out your workshop with, then drag and drop the relevant units into the designer tool.

Step 3.

Review your design in 3D view, then once you're happy with the final design, save and finish to generate an itemised quote.





A-F SEE BELOW

Modular Cabinets

Modular storage system ideal for any garage or workshop. Can be easily adjusted and upgraded to suit specific needs. Purchase a simple base cabinet or create a custom storage system.

Model No:	Description:	Width:	Depth:	Height:
A APMS81	2 Door Cabinet with Worktop	665mm	460mm	820mm
B APMS82	3 Drawer Cabinet with Worktop	665mm	460mm	820mm
C APMS83	2 Door Full Height Cabinet	665mm	460mm	1870mm
D APMS84	4 Drawer Cabinet with Worktop	665mm	460mm	820mm
E APMS85	2 Door Wall Cabinet	665mm	305mm	360mm
F APMS80BP	Back Panel	665mm	10mm	685mm

- ✓ Ball-bearing drawer slides throughout.
- ✓ Base cabinets are supplied with a worktop as standard.
- ✓ Floor cabinets feature adjustable shelves.
- ✓ Each unit is supplied with a lock and two keys.
- ✓ Two door floor and wall cabinets feature perforated pegboard panels on the inside of the doors.
- ✓ Supplied flat-packed and will require some simple assembly.

A-F

2 YEAR
GUARANTEE*

Ball bearing
Drawer Slides



For all units pictured above, order Model No. APMS80COMBO1 - 3.3m Storage System



A Modular 2 Door Cabinet with Worktop (x1)

- Supplied with an adjustable shelf, worktop and perforated pegboards in each door.
- Features adjustable feet for levelling on uneven floors.
- Model No. APMS81

B Modular 3 Drawer Cabinet with Worktop (x1)

- Three drawers fitted with ball-bearing slides.
- Features adjustable feet for levelling on uneven floors.
- Model No. APMS82

C Modular 2 Door Full Height Cabinet (x2)

- Full height double door floor cabinet.
- Features adjustable feet for levelling on uneven floors.
- Three adjustable shelves and perforated pegboards in each door.
- Model No. APMS83

D Modular 4 Drawer Cabinet with Worktop (x1)

- Four drawers fitted with ball-bearing slides.
- Features adjustable feet for levelling on uneven floors.
- Supplied with worktop and a lock with two keys.
- Model No. APMS84

E Modular 2 Door Wall Cabinet (x3)

- Supplied with masonry fixings allowing the cabinet to be fixed securely to a wall.
- Features perforated pegboards on the inside of each door, ideal for tool storage.
- Model No. APMS85

F Modular Back Panel (x3)

- Features hanging holes to suit our range of TTS clips for quick and easy access to your workshop tools, see page 1053 for details.
- Supplied with four masonry fixings allowing the panel to be mounted to a wall.
- Model No. APMS80BP



A-F SEE BELOW

Modular Cabinets

Modular storage system ideal for any garage or workshop. Can be easily adjusted and upgraded to suit specific needs. Purchase a simple base cabinet or create a custom storage system.

Standard features include:

- ✓ Ball-bearing drawer slides throughout.
- ✓ Base cabinets are supplied with a worktop as standard.
- ✓ Floor cabinets feature adjustable shelves.
- ✓ Each unit is supplied with a lock and two keys.
- ✓ Two door floor and wall cabinets feature perforated pegboard panels on the inside of the doors.
- ✓ Supplied flat-packed and will require some simple assembly.

A APMS81

665mm Modular 2 Door Cabinet with Worktop

Overall Size (W x D x H): 665 x 460 x 820mm

B APMS82

665mm Modular 3 Drawer Cabinet with Worktop

Specification (W x D x H):

Overall Size: 665 x 460 x 820mm

X-Large Drawer (x3): 570 x 370 x 215mm

C APMS83

665mm Modular 2 Door Full Height Cabinet

Overall Size (W x D x H): 665 x 460 x 1870mm

D APMS84

665mm Modular 4 Drawer Cabinet with Worktop

Specification (W x D x H):

Overall Size: 665 x 460 x 820mm

Large Drawer (x2): 570 x 370 x 100mm

X-Large Drawer (x2): 570 x 370 x 215mm

E APMS85

665mm Modular 2 Door Wall Cabinet

Overall Size (W x D x H): 665 x 305 x 360mm

F APMS80BP

665mm Modular Back Panel

Overall Size (W x D x H): 665 x 10 x 685mm

A



B




C



D



F





Standard Features Include:

- ✓ Ball-bearing drawer slides throughout.
- ✓ Base cabinets are supplied with a worktop as standard.
- ✓ Floor cabinets feature adjustable shelves.

- ✓ Each unit is supplied with a lock and two keys.
- ✓ Supplied flat-packed and will require some simple assembly.
- ✓ Two door floor and wall cabinets feature perforated pegboard panels on the inside of the doors.

A APMS80COMB02
2.6m Modular Workstation Package

Package Contents:

1 Modular 2 Door Full Height Cabinet (x2)

• Model No. APMS83

2 Modular 2 Door Wall Cabinet (x2)

• Model No. APMS85

3 Modular 3 Drawer Cabinet with Worktop (x1)

• Model No. APMS82

4 Modular 4 Drawer Cabinet with Worktop (x1)

• Model No. APMS84

5 Modular Back Panel (x2)

• Model No. APMS80BP

SEE PREVIOUS PAGE FOR MORE INFORMATION ON INDIVIDUAL CABINETS.



2 YEAR
GUARANTEE*



B



B APMS80COMB03
2m Modular Workstation Package

Package Contents:

1 Modular 2 Door Full Height Cabinet (x1)

• Model No. APMS83

2 Modular 2 Door Wall Cabinet (x2)

• Model No. APMS85

3 Modular 2 Door Cabinet with Worktop (x1)

• Model No. APMS81

4 Modular 4 Drawer Cabinet with Worktop (x1)

• Model No. APMS84

5 Modular Back Panel (x2)

• Model No. APMS80BP

SEE PREVIOUS PAGE FOR MORE INFORMATION ON INDIVIDUAL CABINETS.



- ✓ Hinged flat-packed design makes these storage systems quick and easy to assemble.
- ✓ Base units fitted with stylish black MDF worktops and adjustable feet.
- ✓ Fitted with ball-bearing drawer runners and magnetic door latches.
- ✓ Pegboard design backing panels for additional storage.
- ✓ Extra units available to extend the storage system if required.
- ✓ Some simple assembly required.

A APMS2HFP
Modular Base & Wall Cabinet

Specification (W x D x H):
Overall Size: 775 x 460 x 2080mm

B APMS2HFDP
Modular Base & Wall Cabinet with Drawer

Specification (W x D x H):
Overall Size: 775 x 460 x 2080mm
Inner Drawer Dimensions:
670 x 398 x 122mm

C APMS2HFPS
Modular Dual Stacking Cabinets

Specification (W x D x H):
Overall Size: 775 x 460 x 2080mm



5 YEAR
GUARANTEE



Hinged flat-packed design makes these storage systems quick and easy to assemble.



D APMS10HFP
10pc Garage Storage System

Can be freestanding or fixed to the wall. All 10 units supplied on a single pallet.

Specification (W x D x H):
Overall Size: 3100 x 460 x 2080mm
Inner Drawer Dimensions:
670 x 398 x 122mm





Standard Features Include:

- ✓ Modular design to enable easy upgrading.
- ✓ Tough and durable construction with a hammered metal finish on the doors and drawers.
- ✓ Aluminium handles and drawer pulls.
- ✓ Ball-bearing slides on drawers throughout.
- ✓ Choice of worktop - pressed wood or stainless steel.

- ✓ Gas struts on wall cabinet doors. Simple single/double door or tambour fronted wall cabinets.
- ✓ Floor cabinets feature adjustable shelves.
- ✓ Each unit supplied with a lock and two keys (except Model No's APMS53 and APMS54).



A - AB SEE PAGES 1010 to 1014

Modular Storage System

Modular storage system ideal for any garage/workshop. Durable construction that will last for years. Easily adjusts to specific needs. Purchase a simple base cabinet or create a full workshop storage system. All pieces are fully welded except Model No's APMS55 and APMS56 Floor Cabinets which require simple assembly.

K Full Height Floor Cabinet	M Wall Cabinet with Tambour Front	J Sink Unit	P 2 Door Wall Cabinet	W & N Wall Cabinets	L Full Height 2 Door Floor Cabinet
<ul style="list-style-type: none"> • Four fully adjustable shelves. • High quality lock with two keys. • Supplied flat-packed for ease of transportation and requires some self-assembly. • Model No. APMS55 	<ul style="list-style-type: none"> • Tambour style front for easy-access. • Aluminium handle. • Model No. APMS54 	<ul style="list-style-type: none"> • Includes a brushed aluminium mono block mixer tap and matching soap dispenser. • Model No. APMS67 	<ul style="list-style-type: none"> • Double door cabinet for easy-access. • High quality lock with two keys. • Aluminium handles. • Model No. APMS65 	<ul style="list-style-type: none"> • Lift-up door supported by gas struts. • Aluminium handle. • Model No's APMS68 & APMS53 	<ul style="list-style-type: none"> • Four fully adjustable shelves. • High quality lock with two keys. • Supplied flat-packed for ease of transportation and requires some self-assembly. • Model no. APMS56



B 5 Drawer Cabinet	G 5 Drawer Mobile Cabinet	E Reel Cabinet	D 2 Door Floor Cabinet	I 7 Drawer Floor Cabinet	A 4 Drawer Cabinet	H Mobile Workshop Trolley	C 7 Drawer Cabinet	F Multifunction Cabinet
<ul style="list-style-type: none"> • 5 Drawers fitted with ball-bearing slides. • Aluminium drawer pulls. • High quality lock with two keys. • Model No. APMS59 	<ul style="list-style-type: none"> • 5 Drawers fitted with ball-bearing slides. • Four swivel castors with brake. • Aluminium handles. • High quality lock with two keys. • Model No. APMS58 	<ul style="list-style-type: none"> • Solid reel cabinet for the convenient and tidy use of cable reels and air hose reels. • Aluminium handles. • Model No. APMS63 	<ul style="list-style-type: none"> • Supplied with an adjustable shelf. • Aluminium handles. • High quality lock with two keys. • Model No. APMS52 	<ul style="list-style-type: none"> • 7 Drawers fitted with ball-bearing slides. • Single door cupboard. • Aluminium drawer pulls. • High quality lock with two keys. • Model No. APMS64 	<ul style="list-style-type: none"> • 4 Drawers fitted with ball-bearing slides. • Aluminium drawer pulls. • High quality lock with two keys. • Model No. APMS51 	<ul style="list-style-type: none"> • Mobile 3-tiered trolley, top tier supplied with non-slip liner. • Matching faux front. • Aluminium handles. • Four swivel castors with one brake. • Model No. APMS66 	<ul style="list-style-type: none"> • 7 Drawers fitted with ball-bearing slides. • Aluminium drawer pulls. • High quality lock with two keys. • Model No. APMS62 	<ul style="list-style-type: none"> • Solid multifunction modular cabinet, includes rubbish bin, paper roll holder and a deep drawer. • Aluminium handles. • Model No. APMS57

Model No:	Description:	Page No:	Width:	Depth:	Height:
A APMS51	4 Drawer Floor Cabinet	1011	680mm	460mm	910mm
B APMS59	5 Drawer Floor Cabinet	1011	680mm	460mm	910mm
C APMS62	7 Drawer Floor Cabinet	1011	680mm	460mm	910mm
D APMS52	2 Door Floor Cabinet	1011	680mm	460mm	910mm
E APMS63	Reel Cabinet	1011	680mm	460mm	910mm
F APMS57	Multifunction Cabinet	1011	680mm	460mm	910mm
G APMS58	5 Drawer Mobile Cabinet	1011	650mm	460mm	860mm
H APMS66	Mobile Workshop Trolley	1011	646mm	460mm	866mm
I APMS64	7 Drawer Floor Cabinet	1012	1360mm	460mm	910mm
J APMS67	Sink Unit	1012	680mm	460mm	950mm
K APMS55	1 Door Full Height Floor Cabinet	1012	600mm	460mm	2000mm
L APMS56	2 Door Full Height Floor Cabinet	1012	915mm	460mm	2000mm
M APMS54	Wall Cabinet Tambour Front	1013	680mm	280mm	350mm
N APMS53	Wall Cabinet	1013	680mm	280mm	350mm
O APMS61	Corner Wall Unit	1013	865mm	865mm	350mm
P APMS65	2 Door Wall Cabinet	1013	680mm	280mm	350mm
S APMS60	Corner Floor Cabinet	1013	865mm	865mm	910mm
W APMS68	Wall Cabinet	1014	1360mm	280mm	350mm
AA APMS50BP	615mm Back Panel	1014	615mm	25mm	1050mm
AB APMS60BP	800mm Back Panel	1014	800mm	25mm	1050mm



CHOOSE YOUR FINISH



Complement your cabinets with either stainless steel or pressed wood worktops, see page 1013 for details.



A APMS51
680mm Modular 4 Drawer Floor Cabinet
 Four drawers fitted with ball-bearing slides, aluminium drawer pulls and high quality lock with two keys.

Overall Size (W x D x H):	680 x 460 x 910mm
Small Drawer (x1):	565 x 400 x 60mm
Large Drawer (x1):	565 x 400 x 135mm
X-Large Drawer (x2):	565 x 400 x 225mm



B APMS59
680mm Modular 5 Drawer Floor Cabinet
 Five drawers fitted with ball-bearing slides, aluminium drawer pulls and high quality lock with two keys.

Overall Size (W x D x H):	680 x 460 x 910mm
Small Drawer (x1):	565 x 400 x 60mm
Large Drawer (x4):	565 x 400 x 135mm



C APMS62
680mm Modular 7 Drawer Floor Cabinet
 Seven drawers fitted with ball-bearing slides, aluminium drawer pulls and high quality lock with two keys.

Overall Size (W x D x H):	680 x 460 x 910mm
Medium Drawer (x5):	565 x 400 x 70mm
Large Drawer (x2):	565 x 400 x 150mm



D APMS52
680mm Modular 2 Door Floor Cabinet
 Supplied with an adjustable shelf, aluminium handles and high quality lock with two keys.

Overall Size (W x D x H):	680 x 460 x 910mm
----------------------------------	-------------------

G APMS58
650mm Modular 5 Drawer Mobile Cabinet
 Five drawer mobile cabinet, fitted with ball-bearing slides, four swivel castors with one brake, aluminium handles and high quality lock with two keys.

Overall Size (W x D x H):	650 x 460 x 860mm
Small Drawer (x2):	565 x 400 x 60mm
Large Drawer (x3):	565 x 400 x 135mm

H APMS66
Modular Mobile Workshop Trolley

Use as part of a complete garage storage system or as an individual unit. Mobile 3-tiered trolley with faux front fits in well with the garage storage system. Ideal for regularly used workshop items like body repair kits, power tools and other vehicle components used in dismantling. The top tier is supplied with a non-slip liner. Four swivel castors with one brake. Aluminium handles. Supplied flat-packed and requires some self-assembly.

Overall Size (W x D x H):	646 x 460 x 866mm
----------------------------------	-------------------



E APMS63
680mm Modular Reel Cabinet
 Solid reel cabinet for convenient and tidy use of cable reels and air hose reels, with aluminium handles. Suitable for use with Sealey Air Reel SA895 and Cable Reels CRM101 and CRM151.

Overall Size (W x D x H):	680 x 460 x 910mm
Small Drawer (x2):	565 x 400 x 60mm
Large Drawer (x1):	565 x 400 x 135mm



F APMS57
680mm Modular Multifunction Cabinet
 Solid multifunction modular cabinet includes rubbish bin, paper roll holder and a deep drawer with aluminium handles.

Overall Size (W x D x H):	680 x 460 x 910mm
----------------------------------	-------------------





Ball Bearing
Drawer Slides

!
75+ KG
HEAVY ITEM



I APMS64
1360mm Modular 7 Drawer Floor Cabinet

Seven drawers fitted with ball-bearing slides, aluminium drawer pulls and high quality lock with two keys. All drawers come with protective drawer liners.

Overall Size (W x D x H):	1360 x 460 x 910mm
Small Drawer (x5):	800 x 400 x 55mm
Medium Drawer (x1):	800 x 400 x 135mm
Large Drawer (x1):	1250 x 400 x 85mm
Cupboard:	510 x 620 x 420mm

J NEW



J APMS67
680mm Modular Sink Unit

Use as part of a complete garage storage system or as an individual unit. This modular sink unit fits well within the garage storage system. The unit includes a brushed aluminium mono block mixer tap, matching soap dispenser with a large basin and basket strainer waste catcher. Supplied with flexible hot and cold water tap connectors and service valves plus a waste trap. Lockable cabinet with high quality lock and two keys. Large space underneath to allow for extra storage. Unit is supplied fully assembled; tap, soap dispenser and any connection to mains water will need to be completed by a competent person.

Overall Size (W x D x H):	680 x 460 x 950mm
Cupboard:	680 x 430 x 600mm
Basin:	630 x 350 x 203mm
Tap Height:	360mm



!
75+ KG
HEAVY ITEM

K APMS55
600mm Modular Full Height Floor Cabinet


Full height single door floor cabinet. Four fully adjustable shelves and high quality lock with two keys. Supplied flat-packed for ease of transportation and requires some self-assembly.

Overall Size (W x D x H):	600 x 460 x 2000mm
----------------------------------	--------------------

L APMS56
915mm Modular Full Height Floor Cabinet

Full height double door floor cabinet. Four fully adjustable shelves and high quality lock with two keys. Supplied flat-packed for ease of transportation and requires some self-assembly.

Overall Size (W x D x H):	915 x 460 x 2000mm
----------------------------------	--------------------



**5 YEAR
GUARANTEE***

5 Year guarantee on all Superline PRO® modular storage units.

M



M APMS54
680mm Modular Wall Cabinet
Tambour Front

Tambour style front for easy-access.

Overall Size (W x D x H): 680 x 280 x 350mm

N



N APMS53
680mm Modular Wall Cabinet

Lift-up door is supported by gas struts. Aluminium handle.

Overall Size (W x D x H): 680 x 280 x 350mm

O



O APMS61
865mm Modular Corner Wall Cabinet

Supplied with the appropriate fixings to make integral self supporting unit, or use in conjunction with Model No's APMS60BP (x2), APMS50UCS (x2) and APMS50UCD (x2) to link to APMS60 and create a full corner system. Lift-up door is supported by gas struts and has aluminium handle.

Overall Size (W x D x H): 865 x 865 x 350mm

P



P APMS65
680mm Modular 2 Door Wall Cabinet

Double door cabinet for easy-access with aluminium handles and high quality lock supplied with two keys.

Overall Size (W x D x H): 680 x 280 x 350mm

Q



R



Q-R SEE BELOW
Pressed Wood or Stainless Steel
Worktops for Modular Corner Cabinet

Pressed wood or stainless steel worktops for use with Model No. APMS60 Corner Cabinet.

	Q	R
Model No:	APMS60PW	APMS60SS
Overall Size (W x D x H):	865 x 865 x 36mm	865 x 865 x 38mm
Material:	Pressed Wood	Stainless Steel

S



Worktop not included.

Adjustable Shelf

S APMS60
865mm Modular Corner Floor Cabinet

Features one adjustable shelf, aluminium handle and high quality lock with two keys. Supplied flat-packed for ease of transportation and requires some self-assembly.

Overall Size (W x D x H): 865 x 865 x 910mm

T



U



T-U SEE TABLE
Pressed Wood or Stainless Steel Worktops

Base units are supplied without worktops allowing you to choose from either pressed wood or stainless steel. Available in 680mm, 1360mm or 2040mm widths to suit your needs. All cabinet pictures show units with stainless steel tops fitted.

Model No:	Material:	Width:
T APMS50WA	Pressed Wood	680mm
T APMS50WB	Pressed Wood	1360mm
T APMS50WC	Pressed Wood	2040mm
U APMS50SSA	Stainless Steel	680mm
U APMS50SSB	Stainless Steel	1360mm
U APMS50SSC	Stainless Steel	2040mm

V NEW



V APMS69

680mm Modular Power Tool Rack

Tough and durable rack specifically designed for the storage of power tools. Five open fronted bays make the power tools easily accessible. Fully welded with a hammered metal finish. Specifically designed to fit APMS wall cabinets and storage systems. Suitable for use with APMS53 and APMS65. Minimal assembly required.

Overall Size (W x D x H): 680 x 281 x 152mm

X NEW



X APMS70

Modular Shelf

Tough and durable easy fit shelf with hammered metal finish. Ideal for storing small components and keeping work areas clean and tidy. Suitable to fit on the back panel of the APMS wall cabinets and storage systems. To be used specifically with APMS50BP or APMS60BP back panels. Minimal assembly required.

Overall Size (W x D x H): 602 x 281 x 178mm

W NEW



W APMS68

1360mm Modular Wall Cabinet

Use as part of a complete garage storage system or as an individual storage unit. Lift-up door is supported by gas struts. Aluminium handle.

Overall Size (W x D x H): 1360 x 280 x 350mm

Y

Z



Y-Z SEE BELOW

Modular System Upright Connectors

Supports/connects wall cabinets and Model No's APMS50BP and APMS60BP Back Panels.


Model No:	Type:	Overall Size (W x D x H):
Y APMS50UCS	Single	32.5 x 30 x 1420mm
Z APMS50UCD	Double	65 x 30 x 1420mm

5 YEAR GUARANTEE*

5 Year guarantee on all Superline PRO® modular storage units.

AA

AB



AA-AB SEE BELOW

Modular Back Panels

Back panels to connect wall cabinets to base cabinets in the APMS50 Series. Must be used in conjunction with either Model No. APMS50UCS or APMS50UCD Upright Connectors. Features hanging holes for quick and easy-access to workshop tools.

	AA	AB
Model No:	APMS50BP	APMS60BP
Overall Size (W x D x H):	615 x 25 x 1050mm	800 x 25 x 1050mm
Hole Dimensions:	12.7 x 12.7mm	12.7 x 12.7mm
Hole Distance:	45mm	45mm



See pages 1011 to 1014 for more information on individual cabinets.

A-B SEE BELOW

2m Modular Workstation Packages:

		A				B
Model No:	APMSSTACK02W		APMSSTACK02SS			
Worktop Material:	Pressed Wood		Stainless Steel			
Model No:	Description:	Width:	Depth:	Height:		
1 APMS53	Wall Cabinet	680mm	280mm	350mm		
2 APMS59	5 Drawer Cabinet	680mm	460mm	910mm		
3 APMS52	2 Door Floor Cabinet	680mm	460mm	910mm		
4 APMS55	Floor Cabinet Full Height	600mm	460mm	2000mm		
5 APMS50BP	Back Panel	615mm	25mm	1050mm		
6 APMS50UCD	Upright Connector Double	65mm	30mm	1420mm		
7 APMS50UCS	Upright Connector Single	32.5mm	30mm	1420mm		

Package Contents:

2 x APMS53, 1 x APMS59, 1 x APMS52, 1 x APMS55, 2 x APMS50BP, 1 x APMS50UCD, 2 x APMS50UCS, 1 x APMS50WB (Pressed Wood Worktop) or 1 x APMS50SSB (Stainless Steel Worktop)

A-B



C-D



Package Contents:

1 x APMS55, 2 x APMS53, 1 x APMS64, 2 x APMS50BP, 1 x APMS50UCD, 2 x APMS50UCS, 1 x APMS50WB (Pressed Wood Worktop) or 1 x APMS50SSB (Stainless Steel Worktop)

C-D SEE BELOW

1.96m Modular Workstation Packages:

		C				D
Model No:	APMSSTACK09W		APMSSTACK09SS			
Worktop Material:	Pressed Wood		Stainless Steel			
Model No:	Description:	Width:	Depth:	Height:		
1 APMS55	Floor Cabinet Full Height	600mm	460mm	2000mm		
2 APMS53	Wall Cabinet	680mm	280mm	350mm		
3 APMS64	7 Drawer Floor Cabinet	1360mm	460mm	910mm		
4 APMS50BP	Back Panel	615mm	25mm	1050mm		
5 APMS50UCD	Upright Connector Double	65mm	30mm	1420mm		
6 APMS50UCS	Upright Connector Single	32.5mm	30mm	1420mm		

E-F



Package Contents:

1 x APMS55, 2 x APMS65, 1 x APMS64, 2 x APMS50BP, 1 x APMS50UCD, 2 x APMS50UCS, 1 x APMS50WB (Pressed Wood Worktop) or 1 x APMS50SSB (Stainless Steel Worktop)

E-F SEE BELOW

1.96m Modular Workstation Packages:

		E				F
Model No:	APMSSTACK10W		APMSSTACK10SS			
Worktop Material:	Pressed Wood		Stainless Steel			
Model No:	Description:	Width:	Depth:	Height:		
1 APMS55	Floor Cabinet Full Height	600mm	460mm	2000mm		
2 APMS65	2 Door Wall Cabinet	680mm	280mm	350mm		
3 APMS64	7 Drawer Floor Cabinet	1360mm	460mm	910mm		
4 APMS50BP	Back Panel	615mm	25mm	1050mm		
5 APMS50UCD	Upright Connector Double	65mm	30mm	1420mm		
6 APMS50UCS	Upright Connector Single	32.5mm	30mm	1420mm		



The Superline PRO® Modular storage system is ideal for any garage or workshop. Durable construction that will last for years. Easily adjusts to specific needs. Purchase a simple base cabinet or create a full workshop storage system.



5 Year guarantee on all Superline PRO® modular storage units.



A-B SEE BELOW

2m Modular Workstation Packages:

Model No:	APMSSTACK07W	APMSSTACK07SS		
Worktop Material:	Pressed Wood	Stainless Steel		
Model No:	Description:	Width:	Depth:	Height:
1 APMS51	4 Drawer Cabinet	680mm	460mm	910mm
2 APMS54	Wall Cabinet Tambour Front	680mm	280mm	350mm
3 APMS52	2 Door Floor Cabinet	680mm	460mm	910mm
4 APMS53	Wall Cabinet	680mm	280mm	350mm
6 APMS62	7 Drawer Cabinet	680mm	460mm	910mm
6 APMS50BP	Back Panel	615mm	25mm	1050mm
7 APMS50UCD	Upright Connector Double	65mm	30mm	1420mm
8 APMS50UCS	Upright Connector Single	32.5mm	30mm	1420mm

Package Contents:

APMS51, APMS54, APMS52, APMS53 (x2), APMS62, APMS50BP (x3), APMS50UCD (x2), APMS50UCS (x2), APMS50WC (Pressed Wood Worktop) or APMS50SSC (Stainless Steel Worktop)

C-D SEE BELOW

2m Modular Workstation Packages:

Model No:	APMSSTACK11W	APMSSTACK11SS		
Worktop Material:	Pressed Wood	Stainless Steel		
Model No:	Description:	Width:	Depth:	Height:
1 APMS64	7 Drawer Floor Cabinet	1360mm	460mm	910mm
2 APMS54	Wall Cabinet Tambour Front	680mm	280mm	350mm
3 APMS52	2 Door Floor Cabinet	680mm	460mm	910mm
4 APMS65	2 Door Wall Cabinet	680mm	280mm	350mm
5 APMS50BP	Back Panel	615mm	25mm	1050mm
6 APMS50UCD	Upright Connector Double	65mm	30mm	1420mm
7 APMS50UCS	Upright Connector Single	32.5mm	30mm	1420mm

Package Contents:

APMS64, APMS65 (x2), APMS54, APMS52, APMS50BP (x3), APMS50UCD (x2), APMS50UCS (x2), APMS50WC (Pressed Wood Worktop) or APMS50SSC (Stainless Steel Worktop).

CHOOSE YOUR FINISH



Complement your cabinet with either pressed wood or stainless steel worktops. See page 1013 for details.



See pages 1011 to 1014 for more information on individual cabinets.



See pages 1011 to 1014 for more information on individual cabinets.

For our full range of compatible tool hooks and storage accessories, see the 'TTS' range on page 1053.



A-B SEE BELOW

2m Modular Workstation Packages:

A		B		
Model No:	APMSSTACK12W	APMSSTACK12SS		
Worktop Material:	Pressed Wood	Stainless Steel		
Model No:	Description:	Width:	Depth:	Height:
1 APMS53	Wall Cabinet	680mm	280mm	350mm
2 APMS54	Wall Cabinet Tambour Front	680mm	280mm	350mm
3 APMS66	Mobile workshop Trolley	646mm	460mm	866mm
4 APMS62	7 Drawer Cabinet	680mm	460mm	910mm
5 APMS52	2 Door Floor Cabinet	680mm	460mm	910mm
6 APMS65	2 Door Wall Cabinet	680mm	280mm	350mm
7 APMS50BP	Back Panel	615mm	25mm	1050mm
8 APMS50UCD	Upright Connector Double	65mm	30mm	1420mm
9 APMS50UCS	Upright Connector Single	32.5mm	30mm	1420mm

Package Contents:

APMS53, APMS54, APMS66, APMS62, APMS52, APMS65, APMS50BP (x3), APMS50UCD (x2), APMS50UCS (x2), APMS50WC (Pressed Wood Worktop) or APMS50SSC (Stainless Steel Worktop)

C-D SEE BELOW

2m Modular Workstation Packages:

C		D		
Model No:	APMSSTACK14W	APMSSTACK14SS		
Worktop Material:	Pressed Wood	Stainless Steel		
Model No:	Description:	Width:	Depth:	Height:
1 APMS53	Wall Cabinet	680mm	280mm	350mm
2 APMS54	Wall Cabinet Tambour Front	680mm	280mm	350mm
3 APMS65	2 Door Wall Cabinet	680mm	280mm	350mm
4 APMS64	7 Drawer Floor Cabinet	1360mm	460mm	910mm
5 APMS63	Reel Cabinet	680mm	460mm	910mm
6 APMS50BP	Back Panel	615mm	25mm	1050mm
7 APMS50UCD	Upright Connector Double	65mm	30mm	1420mm
8 APMS50UCS	Upright Connector Single	32.5mm	30mm	1420mm

Package Contents:

APMS53, APMS54, APMS65, APMS64, APMS63, APMS50BP (x3), APMS50UCD (x2), APMS50UCS (x2), APMS50WC (Pressed Wood Worktop) or APMS50SSC (Stainless Steel Worktop)

CHOOSE YOUR FINISH



Complement your cabinet with either pressed wood or stainless steel worktops. For details, see page 1013.

ADD AIR/POWER TO YOUR MODULAR SYSTEM

APMS63 Modular Reel Cabinet is compatible with CRM101 and CRM151 Retractable Cable Reels (see page 1180) and SA895 Retractable Air Hose Reel (see page 795).



A-B



For more information on individual cabinets, see pages 1011 to 1014.

C-D



For more information on individual cabinets, see pages 1011 to 1014.



5 YEAR GUARANTEE* On all Superline PRO® modular storage units.

A-B SEE BELOW


1.6m Corner Modular Workstation Packages:

Model No: APMSSTACK08W APMSSTACK08SS
Worktop Material: Pressed Wood Stainless Steel

Package Contents:

APMS60, APMS61, APMS50BP (x2), APMS60BP (x2), APMS50UCS (x4), APMS50UCD (x2), APMS53 (x2), APMS57, APMS62, APMS60PW (Corner Pressed Wood Worktop or APMS60SS (Corner Stainless Steel Worktop), APMS50WA (Pressed Wood Worktop x2) or APMS50SSA (Stainless Steel Worktop x2)

For our full range of compatible tool hooks and storage accessories, see the 'TTS' range on page 1053.



CHOOSE YOUR FINISH



Complement your cabinet with either pressed wood or stainless steel worktops. For details, see page 1013.



C-D SEE BELOW

Pressed Wood or Stainless Steel Worktops for Modular Corner Cabinet

Pressed wood or stainless steel worktops for use with Model No. APMS60 Corner Cabinet.

	C	D
Model No:	APMS60PW	APMS60SS
Overall Size (W x D x H):	865 x 865 x 36mm	865 x 865 x 38mm
Material:	Pressed Wood	Stainless Steel



A-B SEE BELOW

Model No:	Description:	Width:	Depth:	Height:
1 APMS53	Wall Cabinet	680mm	280mm	350mm
2 APMS62	7 Drawer Cabinet	680mm	460mm	910mm
3 APMS50BP	Back Panel	615mm	25mm	1050mm
4 APMS50UCD	Upright Connector Double	65mm	30mm	1420mm
5 APMS50UCS	Upright Connector Single	32.5mm	30mm	1420mm
6 APMS60	Corner Floor Cabinet	865mm	865mm	910mm
7 APMS61	Corner Wall Cabinet	865mm	865mm	350mm
8 APMS57	Multifunction Cabinet	680mm	460mm	910mm
9 APMS60BP	Back Panel for Corner Unit	800mm	25mm	1050mm



Worktop not included.

E APMS60
865mm Modular Corner Floor Cabinet
Overall Size (W x D x H): 865 x 865 x 910mm



F APMS61
865mm Modular Corner Wall Cabinet
Overall Size (W x D x H): 865 x 865 x 350mm



The Superline PRO® Modular storage systems are ideal for any garage or workshop. Durable construction that will last for years. Easily adjusts to specific needs. Purchase a simple base cabinet or create a full workshop storage system.

A-B SEE BELOW

3.2m Modular Workstation Packages:

Model No: APMSSTACK03W APMSSTACK03SS
Worktop Material: Pressed Wood Stainless Steel

Package Contents:

APMS55 (x2), APMS53 (x2), APMS54, APMS59, APMS58, APMS52, APMS50BP (x3), APMS50UCD (x2), APMS50UCS (x2), APMS50WC (Pressed Wood Worktop) or APMS50SSC (Stainless Steel Worktop)

Model No:	Description:	Width:	Depth:	Height:
1 APMS55	Full Height Floor Cabinet	600mm	460mm	2000mm
2 APMS54	Wall Cabinet Tambour Front	680mm	280mm	350mm
3 APMS53	Wall Cabinet	680mm	280mm	350mm
4 APMS59	5 Drawer Floor Cabinet	680mm	460mm	910mm
6 APMS58	5 Drawer Mobile Cabinet	650mm	460mm	860mm



For more information on individual cabinets, see pages 1011 to 1014.

Model No:	Description:	Width:	Depth:	Height:
6 APMS52	2 Door Floor Cabinet	680mm	460mm	910mm
7 APMS50BP	Back Panel	615mm	25mm	1050mm
8 APMS50UCD	Upright Connector Double	65mm	30mm	1420mm
9 APMS50UCS	Upright Connector Single	32.5mm	30mm	1420mm

C-D SEE BELOW

3.24m Modular Workstation Packages:

Model No: APMSSTACK13W APMSSTACK13SS
Worktop Material: Pressed Wood Stainless Steel


Package Contents:

APMS55 (x2), APMS54, APMS53 (x2), APMS64, APMS52, APMS50BP (x3), APMS50UCD (x2), APMS50UCS (x2), APMS50WC (Pressed Wood Worktop) or APMS50SSC (Stainless Steel Worktop)

CHOOSE YOUR FINISH



Complement your cabinet with either pressed wood or stainless steel worktops. For details, see page 1013.



For more information on individual cabinets, see pages 1011 to 1014.

Model No:	Description:	Width:	Depth:	Height:
1 APMS55	Full Height Floor Cabinet	600mm	460mm	2000mm
2 APMS54	Wall Cabinet Tambour Front	680mm	280mm	350mm
3 APMS53	Wall Cabinet	680mm	280mm	350mm
4 APMS52	2 Door Floor Cabinet	680mm	460mm	910mm

Model No:	Description:	Width:	Depth:	Height:
5 APMS64	7 Drawer Floor Cabinet	1360mm	460mm	910mm
6 APMS50BP	Back Panel	615mm	25mm	1050mm
7 APMS50UCD	Upright Connector Double	65mm	30mm	1420mm
8 APMS50UCS	Upright Connector Single	32.5mm	30mm	1420mm



For popular combinations from our Superline PRO® Modular Range, order the Model No's indicated below. All combinations available with pressed wood or stainless steel worktop.



A-B SEE BELOW

4.9m Modular Workstation Packages:

	A	B
Model No:	APMSSTACK01W	APMSSTACK01SS
Worktop Material:	Pressed Wood	Stainless Steel

A-B

1 Full Height Floor Cabinet	2 Wall Cabinet Tambour Front	3 Wall Cabinet	4 5 Drawer Cabinet
<ul style="list-style-type: none"> Four fully adjustable shelves. High quality lock with two keys. Supplied flat-packed for ease of transportation and requires some self-assembly. Model No. APMS55 	<ul style="list-style-type: none"> Tambour style front for easy-access. Model No. APMS54 	<ul style="list-style-type: none"> Lift-up door supported on gas struts. Aluminium handle. Model No. APMS53 	<ul style="list-style-type: none"> Five Drawers fitted with ball-bearing slides. Aluminium drawer pulls. High quality lock with two keys. Model No. APMS59
(x1)	(x2)	(x3)	(x1)



For more information on individual cabinets, see pages 1011 to 1014.

5 5 Drawer Mobile Cabinet <ul style="list-style-type: none"> Five drawers fitted with ball-bearing slides. Four swivel castors with brake. Aluminium handles. High quality lock with two keys. Model No. APMS58 	6 2 Door Floor Cabinet <ul style="list-style-type: none"> Supplied with an adjustable shelf. Aluminium handles. High quality lock with two keys. Model No. APMS52 	7 4 Drawer Cabinet <ul style="list-style-type: none"> Four drawers fitted with ball-bearing slides. Aluminium drawer pulls. High quality lock with two keys. Model No. APMS51 	8 Multifunction Cabinet <ul style="list-style-type: none"> Solid multifunction modular cabinet includes rubbish bin, paper roll holder and a deep drawer. Aluminium handles. Model No. APMS57
(x1)	(x1)	(x1)	(x1)
9 Full Height 2 Door Floor Cabinet <ul style="list-style-type: none"> Four fully adjustable shelves. High quality lock with two keys. Supplied flat-packed for ease of transportation and requires some self-assembly. Model No. APMS56 	10 Back Panel <ul style="list-style-type: none"> Back panel to connect wall cabinets to base cabinets in the APMS50 Series. Model No. APMS50BP 	11 Upright Connector Double <ul style="list-style-type: none"> Supports/connects wall cabinets and APMS50BP back panels. Model No. APMS50UCD 	12 Upright Connector Single <ul style="list-style-type: none"> Supports wall cabinet and APMS50BP back panel at end of run. Model No. APMS50UCS
(x1)	(x5)	(x4)	(x2)

Model No:	Description:	Width:	Depth:	Height:	Model No:	Description:	Width:	Depth:	Height:
1	APMS55 Full Height Floor Cabinet	600mm	460mm	2000mm	7	APMS51 4 Drawer Cabinet	680mm	460mm	910mm
2	APMS54 Wall Cabinet Tambour Front	680mm	280mm	350mm	8	APMS57 Multifunction Cabinet	680mm	460mm	910mm
3	APMS53 Wall Cabinet	680mm	280mm	350mm	9	APMS56 Full Height 2 Door Floor Cabinet	915mm	460mm	2000mm
4	APMS59 5 Drawer Floor Cabinet	680mm	460mm	910mm	10	APMS50BP Back Panel	615mm	25mm	1050mm
5	APMS58 5 Drawer Mobile Cabinet	650mm	460mm	730mm	11	APMS50UCD Upright Connector Double	65mm	30mm	1420mm
6	APMS52 2 Door Floor Cabinet	680mm	460mm	910mm	12	APMS50UCS Upright Connector Single	32.5mm	30mm	1420mm



**5 YEAR
GUARANTEE**

On all Superline PRO® modular storage units.

CHOOSE YOUR FINISH



Complement your cabinet with either pressed wood or stainless steel worktops. For full details, see pages 1013.

A-B SEE BELOW

4.9m Modular Workstation Packages:

	A	B
Model No:	APMSSTACK15W	APMSSTACK15SS
Worktop Material:	Pressed Wood	Stainless Steel



A-B



For more information on individual cabinets, see pages 1011 to 1014.

<p>1 7 Drawer Floor Cabinet</p> <ul style="list-style-type: none"> • Seven drawers fitted with ball-bearing slides. • Aluminium drawer pulls. • High quality lock with two keys. • Supplied fully assembled. • Model No. APMS64 (x1) 	<p>2 2 Door Floor Cabinet</p> <ul style="list-style-type: none"> • Supplied with an adjustable shelf. • Aluminium handles. • High quality lock with two keys. • Model No. APMS52 (x1) 	<p>3 Multifunction Cabinet</p> <ul style="list-style-type: none"> • Solid multifunction modular cabinet includes rubbish bin, paper roll holder and a deep drawer. • Aluminium handles. • Model No. APMS57 (x1) 	<p>4 Mobile Workshop Trolley</p> <ul style="list-style-type: none"> • Aluminium handles. • Four swivel castors with one brake. • Supplied flat-packed and requires some self-assembly. • Model No. APMS66 (x1)
<p>5 Full Height Floor Cabinet</p> <ul style="list-style-type: none"> • High quality lock with two keys. • Supplied flat-packed for ease of transportation and requires some self-assembly. • Model No. APMS55 (x1) 	<p>6 2 Door Full Height Floor Cabinet</p> <ul style="list-style-type: none"> • Four fully adjustable shelves. • High quality lock with two keys. • Supplied flat-packed for ease of transportation and requires some self-assembly. • Model No. APMS56 (x1) 	<p>7 Wall Cabinet Tambour Front</p> <ul style="list-style-type: none"> • Tambour style front for easy-access. • Model No. APMS54 (x2) 	<p>8 2 Door Wall Cabinet</p> <ul style="list-style-type: none"> • Double door cabinet for easy-access. • High quality lock with two keys. • Aluminium handles. • Model No. APMS65 (x1)
<p>9 Wall Cabinet</p> <ul style="list-style-type: none"> • Lift-up door is supported by gas struts. • Aluminium handle. • Model No. APMS53 (x2) 	<p>10 Back Panel</p> <ul style="list-style-type: none"> • Back panel to connect wall cabinets to base cabinets in the APMS50 Series. • Model No. APMS50BP (x5) 	<p>11 Upright Connector Double</p> <ul style="list-style-type: none"> • Supports/connects wall cabinets and APMS50BP back panels. • Model No. APMS50UCD (x4) 	<p>12 Upright Connector Single</p> <ul style="list-style-type: none"> • Supports wall cabinet and APMS50BP back panel at end of run. • Model No. APMS50UCS (x2)

Model No:	Description:	Width:	Depth:	Height:
1 APMS64	7 Drawer Floor Cabinet	1360mm	460mm	910mm
2 APMS52	2 Door Floor Cabinet	680mm	460mm	910mm
3 APMS57	Multifunction Cabinet	680mm	460mm	910mm
4 APMS66	Mobile Workshop Trolley	646mm	460mm	866mm
5 APMS55	Full Height Floor Cabinet	600mm	460mm	2000mm
6 APMS56	Full Height 2 Door Floor Cabinet	915mm	460mm	2000mm
Model No:	Description:	Width:	Depth:	Height:
7 APMS54	Wall Cabinet Tambour Front	680mm	280mm	350mm
8 APMS65	2 Door Wall Cabinet	680mm	280mm	350mm
9 APMS53	Wall Cabinet	680mm	280mm	350mm
10 APMS50BP	Back Panel	615mm	25mm	1050mm
11 APMS50UCD	Upright Connector Double	65mm	30mm	1420mm
12 APMS50UCS	Upright Connector Single	32.5mm	30mm	1420mm



5 YEAR GUARANTEE
On all Superline PRO® modular storage units.

CHOOSE YOUR FINISH

Complement your cabinet with either pressed wood or stainless steel worktops. For full details, see pages 1013.

A-B SEE BELOW

4.9m Modular Workstation Packages:

	A	B
Model No:	APMSSTACK16W	APMSSTACK16SS
Worktop Material:	Pressed Wood	Stainless Steel



A-B



For more information on individual cabinets, see pages 1011 to 1014.

<p>1 7 Drawer Floor Cabinet</p> <ul style="list-style-type: none"> Seven drawers fitted with ball-bearing slides. Aluminium drawer pulls. High quality lock with two keys. Supplied fully assembled. Model No. APMS64 (x1) 	<p>2 2 Door Floor Cabinet</p> <ul style="list-style-type: none"> Supplied with an adjustable shelf. Aluminium handles. High quality lock with two keys. Model No. APMS52 (x1) 	<p>3 Reel Cabinet</p> <ul style="list-style-type: none"> Solid reel cabinet for the convenient and tidy use of cable reels and air hose reels. Aluminium handles. Model No. APMS63 (x1) 	<p>4 Mobile Workshop Trolley</p> <ul style="list-style-type: none"> Aluminium handles. Four swivel castors with one brake. Supplied flat-packed and require some self-assembly. Model No. APMS66 (x1)
<p>5 Full Height Floor Cabinet</p> <ul style="list-style-type: none"> High quality lock with two keys. Supplied flat-packed for ease of transportation and requires some self-assembly. Model No. APMS55 (x1) 	<p>6 2 Door Full Height Floor Cabinet</p> <ul style="list-style-type: none"> Four fully adjustable shelves. High quality lock with two keys. Supplied flat-packed for ease of transportation and requires some self-assembly. Model No. APMS56 (x1) 	<p>7 Wall Cabinet Tambour Front</p> <ul style="list-style-type: none"> Tambour style front for easy-access. Model No. APMS54 (x2) 	<p>8 2 Door Wall Cabinet</p> <ul style="list-style-type: none"> Double door cabinet for easy-access. High quality lock with two keys. Aluminium handles. Model No. APMS65 (x1)
<p>9 Wall Cabinet</p> <ul style="list-style-type: none"> Lift-up door is supported by gas struts. Aluminium handles. Model No. APMS53 (x2) 	<p>10 Back Panel</p> <ul style="list-style-type: none"> Back panel to connect wall cabinets to base cabinets in the APMS50 Series. Model No. APMS50BP (x5) 	<p>11 Upright Connector Double</p> <ul style="list-style-type: none"> Supports/connects wall cabinets and APMS50BP back panels. Model No. APMS50UCD (x4) 	<p>12 Upright Connector Single</p> <ul style="list-style-type: none"> Supports wall cabinet and APMS50BP back panel at end of run. Model No. APMS50UCS (x2)

Model No:	Description:	Width:	Depth:	Height:
1 APMS64	7 Drawer Floor Cabinet	1360mm	460mm	910mm
2 APMS52	2 Door Floor Cabinet	680mm	460mm	910mm
3 APMS63	Reel Cabinet	680mm	460mm	910mm
4 APMS66	Mobile Workshop Trolley	646mm	460mm	866mm
5 APMS55	Full Height Floor Cabinet	600mm	460mm	2000mm
6 APMS56	Full Height 2 Door Floor Cabinet	915mm	460mm	2000mm

Model No:	Description:	Width:	Depth:	Height:
7 APMS54	Wall Cabinet Tambour Front	680mm	280mm	350mm
8 APMS65	2 Door Wall Cabinet	680mm	280mm	350mm
9 APMS53	Wall Cabinet	680mm	280mm	350mm
10 APMS50BP	Back Panel	615mm	25mm	1050mm
11 APMS50UCD	Upright Connector Double	65mm	30mm	1420mm
12 APMS50UCS	Upright Connector Single	32.5mm	30mm	1420mm



A-B SEE BELOW

4.9m Modular Workstation Packages:

Model No:	APMSSTACK17W	APMSSTACK17SS
Worktop Material:	Pressed Wood	Stainless Steel

CHOOSE YOUR FINISH

Complement your cabinet with either pressed wood or stainless steel worktops. For full details, see page 1013.

A-B NEW



See pages 1011 to 1014 for more information on individual cabinets.

<p>1 5 Drawer Floor Cabinet</p> <ul style="list-style-type: none"> • Five drawers fitted with ball-bearing slides. • Aluminium drawer pulls. • High quality lock with two keys. • Model No. APMS59 <p>(x1)</p>	<p>2 2 Door Floor Cabinet</p> <ul style="list-style-type: none"> • Supplied with an adjustable shelf. • Aluminium handles. • High quality lock with two keys. • Model No. APMS52 <p>(x1)</p>	<p>3 NEW Sink Unit</p> <ul style="list-style-type: none"> • Large basin with basket strainer waste catcher. • Model No. APMS67 <p>(x1)</p>	<p>4 5 Drawer Mobile Cabinet</p> <ul style="list-style-type: none"> • All drawers fitted with ball-bearing slides. • Four swivel castors with one brake. • Aluminium handles. • High quality lock with two keys. • Model No. APMS58 <p>(x1)</p>
<p>5 4 Drawer Floor Cabinet</p> <ul style="list-style-type: none"> • Four drawers fitted with ball-bearing slides. • Aluminium drawer pulls. • High quality lock with two keys. • Model No. APMS51 <p>(x1)</p>	<p>6 Full Height Floor Cabinet</p> <ul style="list-style-type: none"> • High quality lock with two keys. • Supplied flat-packed for ease of transportation and requires some self-assembly. • Model No. APMS55 <p>(x1)</p>	<p>7 2 Door Full Height Floor Cabinet</p> <ul style="list-style-type: none"> • Four fully adjustable shelves. • High quality lock with two keys. • Supplied flat-packed for ease of transportation and requires some self-assembly. • Model No. APMS56 <p>(x1)</p>	<p>8 Wall Cabinet Tambour Front</p> <ul style="list-style-type: none"> • Tambour style front for easy-access. • Model No. APMS54 <p>(x2)</p>
<p>9 Wall Cabinet</p> <ul style="list-style-type: none"> • Lift-up door is supported by gas struts. • Aluminium handles. • Model No. APMS53 <p>(x3)</p>	<p>10 Back Panel</p> <ul style="list-style-type: none"> • Back panel to connect wall cabinets to base cabinets in the APMS50 Series. • Model No. APMS50BP <p>(x5)</p>	<p>11 Upright Connector Double</p> <ul style="list-style-type: none"> • Supports/connects wall cabinets and APMS50BP back panels. • Model No. APMS50UCD <p>(x4)</p>	<p>12 Upright Connector Single</p> <ul style="list-style-type: none"> • Supports wall cabinet and APMS50BP back panel at end of run. • Model No. APMS50UCS <p>(x2)</p>

Model No:	Description:	Width:	Depth:	Height:
1 APMS59	5 Drawer Floor Cabinet	680mm	460mm	910mm
2 APMS52	2 Door Floor Cabinet	680mm	460mm	910mm
3 APMS67	Sink Unit	685mm	460mm	950mm
4 APMS58	5 Drawer Mobile Cabinet	650mm	460mm	860mm
5 APMS51	4 Drawer Floor Cabinet	680mm	460mm	910mm
6 APMS55	Full Height Floor Cabinet	600mm	460mm	2000mm

Model No:	Description:	Width:	Depth:	Height:
7 APMS56	Full Height 2 Door Floor Cabinet	915mm	460mm	2000mm
8 APMS54	Wall Cabinet Tambour Front	680mm	280mm	350mm
9 APMS53	Wall Cabinet	680mm	280mm	350mm
10 APMS50BP	Back Panel	615mm	25mm	1050mm
11 APMS50UCD	Upright Connector Double	65mm	30mm	1420mm
12 APMS50UCS	Upright Connector Single	32.5mm	30mm	1420mm



A-T SEE PAGES 1024 to 1028

Premier Modular Storage System

Heavy-duty high end Modular Workshop Storage System with an appearance to enhance any garage or workshop. Versatile and durable steel construction that is built to last. Easily adjusts to specific needs; purchase a simple base cabinet or create a full workshop storage system.

Standard features include:

- ✓ Modular design to enable easy upgrading.
- ✓ Durable powder coated finish.
- ✓ Stylish aluminium drawer pulls and handles.
- ✓ Precision ball-bearing drawer slides with load capacity of up to 68kg.
- ✓ Concealed snap-close magnets on doors.
- ✓ Choice of worktops (available separately, see page 1028); 25mm stainless steel or oak complement the cabinet appearance and give a rugged work surface.
- ✓ Gas struts on wall cabinet doors.
- ✓ Adjustable feet to ensure cabinets sit 'true' even on floors that are not level.
- ✓ Floor cabinets are supplied with adjustable height shelves.
- ✓ All cabinets are fully welded except Model No. APMS05 Full Height Floor Cabinet, which requires some simple assembly.
- ✓ Each unit supplied with high quality cylinder locks and two keys where applicable.



C Heavy-Duty Full Height Floor Cabinet <ul style="list-style-type: none"> • Three adjustable shelves. • Four level-adjusting feet. • Supplied flat-packed for ease of transportation, requires some self-assembly. • High quality lock with two keys. • Model No. APMS05 	L Heavy-Duty Wall Cabinet <ul style="list-style-type: none"> • For use with Model No's APMS01 and APMS03 floor cabinets. • Supplied with appropriate fixings to make integral self-supporting unit. • Lift-up door supported on gas struts. • Offers fixing for Model No. APMS10 back panel. • Model No. APMS13 	F Heavy-Duty Wall Cabinet <ul style="list-style-type: none"> • For use with Model No's APMS02 and APMS04 floor cabinets. • Supplied with appropriate fixings to make integral self-supporting unit. • Lift-up door supported on gas struts. • Offers fixing for Model No. APMS11 back panel. • Model No. APMS14 	Q Back Panel <ul style="list-style-type: none"> • Back panel for use with Model No. APMS13 wall cabinet. • Model No. APMS10
A Heavy-Duty Floor Cabinet <ul style="list-style-type: none"> • Choice of Stainless Steel or Oak worktop (available separately, see page 1028). • Features one adjustable shelf and four level-adjusting feet. • High quality lock with two keys. • Model No. APMS01 	B Heavy-Duty 2 Door Floor Cabinet <ul style="list-style-type: none"> • Choice of Stainless Steel or Oak worktop (available separately, see page 1028). • Features one adjustable shelf and six level-adjusting feet. • High quality lock with two keys. • Model No. APMS02 	D Heavy-Duty 11 Drawer Floor Cabinet <ul style="list-style-type: none"> • Choice of Stainless Steel or Oak worktop (available separately, see page 1028). • Stylish brushed aluminium drawer pulls. • Rubber protective drawer liners. • Six level-adjusting feet. • High quality lock with two keys. • Model No. APMS04 	E Heavy-Duty 6 Drawer Floor Cabinet <ul style="list-style-type: none"> • Choice of Stainless Steel or Oak worktop (available separately, see page 1028). • Stylish brushed aluminium drawer pulls. • Rubber protective drawer liners. • Four level-adjusting feet. • High quality lock with two keys. • Model No. APMS03
R Back Panel <ul style="list-style-type: none"> • Back panel for use with Model No. APMS14 wall cabinet. • Model No. APMS11 			

Model No:	Description:	Page No:	Width:	Depth:	Height:
A APMS01	Heavy-Duty 1 Door Floor Cabinet	1026	775mm	610mm	955mm
B APMS02	Heavy-Duty 2 Door Floor Cabinet	1026	1550mm	610mm	955mm
C APMS05	Heavy-Duty Full Height Floor Cabinet	1026	930mm	610mm	2110mm
D APMS04	Heavy-Duty 11 Drawer Floor Cabinet	1026	1550mm	610mm	955mm
E APMS03	Heavy-Duty 6 Drawer Floor Cabinet	1026	775mm	610mm	955mm
F APMS14	Heavy-Duty Wall Cabinet	1026	1550mm	380mm	510mm
L APMS13	Heavy-Duty Wall Cabinet	1028	775mm	380mm	510mm
Q APMS10	Back Panel	1028	775mm	20mm	615mm
R APMS11	Back Panel	1028	1550mm	20mm	615mm



10 YEAR
GUARANTEE*

On all Premier™ modular storage units.



H Heavy-Duty Multifunction Floor Cabinet

- Cabinet includes rubbish bin, paper roll holder and a deep drawer.
- Brushed aluminium handles.
- Four adjustable feet.
- Paper roll holder has three locking positions.
- Model No. APMS20

I Heavy-Duty Corner Floor Cabinet

- Features one adjustable shelf.
- Brushed aluminium handle.
- Five level-adjusting feet.
- High quality lock with two keys.
- Model No. APMS15

M Heavy-Duty Corner Wall Cabinet

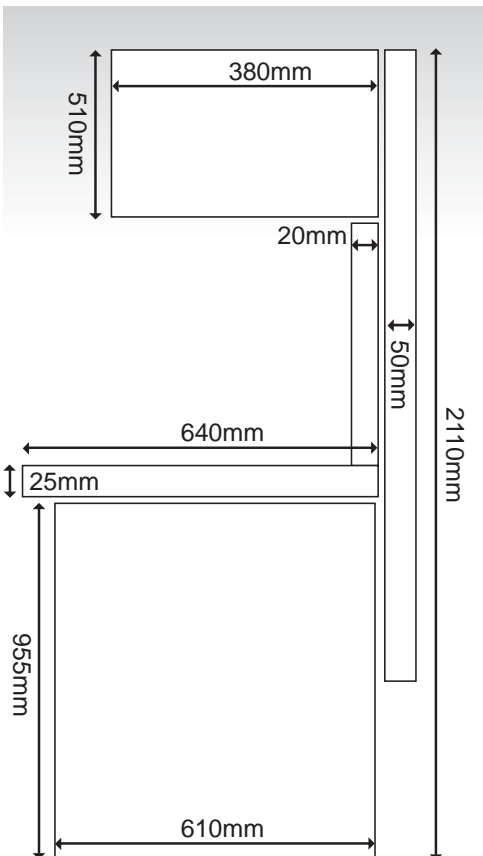
- Supplied with the appropriate fixings to make integral self supporting unit.
- All steel construction with a graphite powder coat finish.
- Includes fixings and support posts for APMS17 Back Panel.
- Model No. APMS16

T Back Panel Assembly for Corner Wall Storage Unit

- Back panel (x2) to connect Model No. APMS16 Corner Wall Storage Cabinet to Model No. APMS15 Corner Floor Cabinet.
- Model No. APMS17



Model No:	Description:	Page No:	Width:	Depth:	Height:
H APMS20	Heavy-Duty Multifunction Floor Cabinet	1027	775mm	610mm	955mm
I APMS15	Heavy-Duty Corner Floor Cabinet	1027	930mm	930mm	955mm
M APMS16	Heavy-Duty Modular Corner Wall Cabinet	1028	930mm	930mm	510mm
T APMS17	Back Panel Assembly for Corner Wall Storage Unit	1028	930mm	20mm	615mm



PLAN YOUR IDEAL STORAGE SOLUTION

Planning your perfect storage system has never been easier. Choose from our pre-selected combinations on pages 1029 to 1031, or completely customise your workspace by selecting individual units and worktops. Our modular units offer ultimate flexibility for you to alter their configuration or add on as required in the future.

To plan your own modular system, simply:

1. Select Floor and Wall Units to fit your workspace.
2. Select your Back Panels.
3. Choose your Worktop finish.

CHOOSE YOUR WORKTOP

Our modular base units are supplied without worktops allowing you to choose between stainless steel and oak finishes. They are available in sizes to perfectly fit our base units - no need to cut to size and are available for both straight and corner cabinets. See page 1028 for full details.



Above features Model No's APMS01, APMS08, APMS10 & APMS13.



A-T SEE PAGES 1026 to 1028

Premier Modular Storage System

Heavy-duty high end Modular Workshop Storage System with an appearance to enhance any garage or workshop. Versatile and durable steel construction that will last for years. Easily adjusts to specific needs; purchase a simple base cabinet or create a full workshop storage system. See page 1024 for more details. Base units shown with worktop (not included, see page 1028).



C - E Are heavy items. Extra assistance must be provided at the delivery point to help safe delivery.



A APMS01
775mm Heavy-Duty Modular Floor Cabinet

One adjustable shelf, four level-adjusting feet, brushed aluminium handles and high quality lock with two keys.

Overall Size (W x D x H): 775 x 610 x 955mm



B APMS02
1550mm Heavy-Duty Modular 2 Door Floor Cabinet

One adjustable shelf, six level-adjusting feet, brushed aluminium handles and high quality lock with two keys.

Overall Size (W x D x H): 1550 x 610 x 955mm



C APMS05
930mm Heavy-Duty Modular Full Height Floor Cabinet

Heavy-duty full height two door cabinet, with three adjustable shelves and four level-adjusting feet. Added security provided by cylinder lock, supplied with two keys.

Overall Size (W x D x H): 930 x 610 x 2110mm



D APMS04
11 Drawer 1550mm Heavy-Duty Modular Floor Cabinet

11 Heavy-duty drawers with precision ball-bearing slides, rubber protective drawer liners, six level-adjusting feet and high quality lock with two keys.

Specification:	Width:	Depth:	Height:
Overall Size:	1550mm	610mm	955mm
Full Width Large Drawer (x1):	1445mm	535mm	125mm
Small Drawer (x6):	670mm	535mm	55mm
Large Drawer (x2):	670mm	535mm	130mm
X-Large Drawer (x2):	670mm	535mm	205mm



E APMS03
6 Drawer 775mm Heavy-Duty Modular Floor Cabinet

Six heavy-duty drawers with precision ball-bearing slides, rubber protective drawer liners, four level-adjusting feet and high quality lock with two keys.

Specification:	Width:	Depth:	Height:
Overall Size:	775mm	610mm	955mm
Small Drawer (x3):	670mm	535mm	55mm
Large Drawer (x2):	670mm	535mm	130mm
X-Large Drawer (x1):	670mm	535mm	205mm



WORKSHOP ROLLS
For full details, see page 1138.



F APMS14
1550mm Heavy-Duty Modular Wall Cabinet

For use with Model No's APMS02 and APMS04 floor cabinets. Supplied with appropriate fixings to make integral self-supporting unit. Lift-up door supported on gas struts, brushed aluminium door handle and high quality lock with two keys.

Overall Size (W x D x H): 1550 x 380 x 510mm



G

NEW



HEAVY DUTY



Premier™

10 YEAR GUARANTEE*

On all Premier™ Modular Storage Units.

H



HEAVY DUTY

Ball Bearing Drawer Slides

H APMS20
775mm Heavy-Duty Modular Multifunction Floor Cabinet

Cabinet includes rubbish bin, paper roll holder and a deep drawer, four adjustable feet and brushed aluminium handles. Paper roll holder has three locking positions.

Specification (W x D x H):	
Overall Size:	775 x 610 x 955mm
X-Large Drawer (x1):	400 x 550 x 280mm
Rubbish Bin:	200 x 485 x 380mm

I



HEAVY DUTY

Adjustable Shelf



I APMS15
930mm Heavy-Duty Modular Corner Floor Cabinet

One adjustable shelf, brushed aluminium handle and five level-adjusting feet. High quality lock with two keys.

Overall Size (W x D x H):	930 x 930 x 955mm
----------------------------------	-------------------

G APMS21


2110mm Heavy-Duty Modular Full Height Floor Cabinet

Use as part of a complete professional garage storage system or as an individual storage unit. All steel construction with a graphite powder coat finish. Heavy-duty full height single door cabinet. Three adjustable shelves with four level-adjusting feet. Added security provided by cylinder lock, supplied with two keys. Requires some self-assembly. Supplied flat-packed for ease of transportation.

Overall Size (W x D x H):	610 x 610 x 2110mm
----------------------------------	--------------------

J NEW

1.8m Table Width



Premier™ HEAVY DUTY


J APMS22
1830mm Heavy-Duty Steel Adjustable Workbench with Wooden Worktop

Manufactured from heavy gauge powder-coated steel and is at the top end of our range with a weight capacity of 1000kg (evenly distributed). Adjustable leg extensions allow worktop height to range from 680 to 1030mm. Fitted with adjustable feet to ensure work surface is level, even if your floor is not. Durable 32mm thick solid wood worktop.

Size (W x D x H):	1830 x 610 x (680-1030)mm
--------------------------	---------------------------

K NEW

1.8m Table Width



Premier™ HEAVY DUTY

K APMS23
1830mm Heavy-Duty Steel Adjustable Workbench with Stainless Steel Worktop

Manufactured from heavy gauge powder-coated steel and is at the top end of our range with a weight capacity of 1000kg (evenly distributed). Adjustable leg extensions allow worktop height to range from 680 to 1030mm. Fitted with adjustable feet to ensure work surface is level, even if your floor is not. Durable stainless steel worktop.

Size (W x D x H):	1830 x 610 x (680-1030)mm
--------------------------	---------------------------



HEAVY DUTY

L APMS13
775mm Heavy-Duty Modular Wall Cabinet

For use with Model No's APMS01 and APMS03 floor cabinets. Lift-up door supported on gas struts, brushed aluminium door handle and high quality lock with two keys.

Overall Size (W x D x H): 775 x 380 x 510mm



HEAVY DUTY

M APMS16
930mm Heavy-Duty Modular Corner Wall Cabinet

For use with Model No. APMS15 Corner Floor Cabinet. Supplied with the appropriate fixings to make integral self-supporting unit. All steel construction with a graphite powder coat finish. Supplied with fixings and support posts for use with Model No. APMS17 Back Panel.

Overall Size (W x D x H): 930 x 930 x 510mm



N



P

P APMS18
930mm Oak Corner Worktop

Overall Size (W x D x H): 930 x 930 x 25mm
Material: Oak
Application: APMS15



O



S

S APMS19
930mm Stainless Steel Corner Worktop

Overall Size (W x D x H): 930 x 930 x 25mm
Material: Stainless Steel
Application: APMS15



Q-R

Q-R SEE BELOW
Modular Back Panels

Model No: **Overall Size (W x D x H):** **Application:**
Q APMS10 775 x 20 x 615mm APMS13
R APMS11 1550 x 20 x 615mm APMS14

N-O SEE BELOW
Oak or Stainless Steel Worktops

Base units are supplied without worktops allowing you to choose from either Stainless Steel or Oak. Available in 775mm or 1550mm widths to suit different base units. Please order your preference from the options below.

Model No:	Material:	Size:	Application:
N APMS06	Oak	775mm	APMS01 APMS03 APMS20
N APMS07	Oak	1550mm	APMS02 APMS04
O APMS08	Stainless Steel	775mm	APMS01 APMS03 APMS20
O APMS09	Stainless Steel	1550mm	APMS02 APMS04



T

T APMS17
930mm Back Panel Assembly for Modular Corner Wall Storage Unit

Back panel (x2) to connect Model No. APMS16 corner wall storage unit to Model No. APMS15 corner floor Cabinet.

Overall Size (W x D x H): 930 x 20 x 615mm

10 YEAR GUARANTEE* On all Premier™ Modular Storage Units.



A-B SEE BELOW

2.5m Modular Storage System Packages:

Model No:	APMSCOMBO1W	APMSCOMBO1SS
Worktop Material:	Oak	Stainless Steel

Package Contents:

APMS05, APMS13 (x2), APMS10 (x2), APMS03, APMS01, APMS08 (Stainless Steel Worktop x2) or APMS06 (Oak Worktop x2)



Model No:	Description:	(W x D x H):
1 APMS13	Wall Cabinet	775 x 380 x 510mm
2 APMS05	Full Height Floor Cabinet	930 x 610 x 2110mm
3 APMS01	1Door Floor Cabinet	775 x 610 x 955mm
4 APMS03	6 Drawer Floor Cabinet	775 x 610 x 955mm
5 APMS10	Back Panel	775 x 20 x 615mm



For more information on our Extension Leads and Cable Reels, please see pages 1178 to 1181.



C-D



C-D SEE BELOW

3.3m Premier Modular Storage System Packages:

Model No:	APMSCOMBO2W	APMSCOMBO2SS
Worktop Material:	Oak	Stainless Steel

Package Contents:

APMS05, APMS13, APMS14, APMS10, APMS01, APMS11, APMS04, APMS08 & APMS09 (Stainless Steel Worktops) or APMS06 & APMS07 (Oak Worktops)



For more information on our Premier Tool Trays, please see pages 16 to 25.

Model No:	Description:	(W x D x H):
1 APMS14	Heavy-Duty Wall Cabinet	1550 x 380 x 510mm
2 APMS13	Heavy-Duty Wall Cabinet	775 x 380 x 510mm
3 APMS05	Heavy-Duty Full Height Floor Cabinet	930 x 610 x 2110mm
4 APMS01	1Door Heavy-Duty Floor Cabinet	775 x 610 x 955mm

Model No:	Description:	(W x D x H):
5 APMS04	11Drawer Heavy-Duty Floor Cabinet	1550 x 610 x 955mm
6 APMS10	Back Panel	775 x 20 x 615mm
7 APMS11	Back Panel	1550 x 20 x 615mm



A-B SEE BELOW

2.3m Premier Modular Storage System Packages:

	A	B
Model No:	APMSCOMBO4W	APMSCOMBO4SS
Worktop Material:	Oak	Stainless Steel

Package Contents:

APMS13, APMS14, APMS10, APMS11, APMS01, APMS04, APMS08 & APMS09 (Stainless Steel Worktops) or APMS06 & APMS07 (Oak Worktops)



HEAVY ITEM



Model No:	Description:	(W x D x H):
1 APMS14	Wall Cabinet	1550 x 380 x 510mm
2 APMS13	Wall Cabinet	775 x 380 x 510mm
3 APMS01	1Door Floor Cabinet	775 x 610 x 955mm
4 APMS04	11Drawer Floor Cabinet	1550 x 610 x 955mm
5 APMS10	Back Panel	775 x 20 x 615mm
6 APMS11	Back Panel	1550 x 20 x 615mm

CHOOSE YOUR FINISH

Complement your cabinet with either pressed wood or stainless steel worktops. See page 1028 for details.



C-D




C-D SEE BELOW

1.7m Premier Modular Corner Storage System Packages:

	C	D
Model No:	APMSCOMBO6W	APMSCOMBO6SS
Worktop Material:	Oak	Stainless Steel

Package Contents:

APMS15, APMS16, APMS17, APMS18 (Oak Corner Worktop) or APMS19 (Stainless Steel Corner Worktop), APMS20, APMS13 (x2), APMS10 (x2), APMS03, APMS08 (Stainless Steel Worktop x2) or APMS06 (Oak Worktop x2)



For more information on our Premier Tool Trays, see pages 16 to 25.

Model No:	Description:	(W x D x H):
1 APMS13	Heavy-Duty Wall Cabinet	775 x 380 x 510mm
2 APMS03	6 Drawer Heavy-Duty Floor Cabinet	775 x 610 x 955mm
3 APMS10	Back Panel	775 x 20 x 615mm
4 APMS15	Heavy-Duty Corner Floor Cabinet	930 x 930 x 955mm

Model No:	Description:	(W x D x H):
5 APMS16	Heavy-Duty Corner Wall Cabinet	930 x 930 x 955mm
6 APMS17	Back Panel	930 x 20 x 615mm
7 APMS20	Heavy-Duty Multifunction Floor Cabinet	775 x 610 x 955mm


A-B SEE BELOW
3.3m Premier Modular Storage System Packages:

	A	B
Model No:	APMSCOMB07W	APMSCOMB07SS
Worktop Material:	Oak	Stainless Steel

Package Contents:

APMS13, APMS14, APMS01, APMS04, APMS21 (x2), APMS10, APMS11, APMS08 & APMS09 (Stainless Steel Worktops) or APMS06 & APMS07 (Oak Worktops)



Model No:	Description:	(W x D x H):
1 APMS13	Wall Cabinet	775 x 380 x 510mm
2 APMS14	Wall Cabinet	1550 x 380 x 510mm
3 APMS01	1 Door Floor Cabinet	775 x 610 x 955mm
4 APMS04	11 Drawer Floor Cabinet	1550 x 610 x 955mm
5 APMS21	Full Height Cabinet	610 x 610 x 2110mm
6 APMS10	Back Panel	775 x 20 x 615mm
7 APMS11	Back Panel	1550 x 20 x 615mm

A-B NEW

10 YEAR
GUARANTEE*

On all Premier™ Modular Storage Units.

HEAVY DUTY

C-D

C-D SEE BELOW
5.6m Premier Modular Storage System Packages:

	C	D
Model No:	APMSOAK	APMSSTEEL
Worktop Material:	Oak	Stainless Steel

Package Contents:

APMS05, APMS13 (x2), APMS14 (x2), APMS01, APMS02, APMS04, APMS03, APMS10 (x2), APMS11 (x2), APMS08 (x2) & APMS09 (x2) (Stainless Steel Worktops) or APMS06 (x2) & APMS07 (x2) (Oak Worktops)




Model No:	Description:	(W x D x H):
1 APMS01	Heavy-Duty 1 Door Floor Cabinet	775 x 610 x 955mm
2 APMS02	Heavy-Duty 2 Door Floor Cabinet	1550 x 610 x 955mm
3 APMS05	Heavy-Duty Full Height Floor Cabinet	930 x 610 x 2110mm
4 APMS04	Heavy-Duty 11 Drawer Floor Cabinet	1550 x 610 x 955mm
5 APMS03	Heavy-Duty 6 Drawer Floor Cabinet	775 x 610 x 955mm
6 APMS13	Heavy-Duty Wall Cabinet	775 x 380 x 510mm
7 APMS14	Heavy-Duty Wall Cabinet	1550 x 380 x 510mm
8 APMS10	Back Panel	775 x 20 x 615mm
9 APMS11	Back Panel	1550 x 20 x 615mm



Premier Industrial Workstations

- ✓ A range of industrial quality cabinets, workbenches and accessories manufactured from heavy gauge steel which is powder coated for rust and solvent protection.
- ✓ Cabinet drawers run on heavy-duty ball-bearing drawer slides with load bearing of up to 100kg and are fitted with safety locking catches* to prevent inadvertent opening.
- ✓ Workbenches each have an evenly distributed load capacity of 1000kg.
- ✓ Optional workbench, single or double drawer units, back panel, shelf and unique vice holder available (see page 1037).
- ✓ All finished in industrial blue/grey paint finish that would look stylish in any workshop, garage or manufacturing plant.

*Excludes some models.



10 YEAR GUARANTEE*
On all Premier Industrial™ Storage Units.

A-C SEE RIGHT & BELOW Industrial Drawer Cabinets

Industrial quality cabinets each offering a unique drawer configuration. All drawers run on heavy-duty ball-bearing drawer slides with a load capacity of up to 100kg and are fitted with a safety locking catch to prevent inadvertent opening. Each drawer is fitted with fixed dividers running back to front and then supplied with cross dividers for personalised storage layout. These three models are the perfect height to fit underneath the workbenches in this range (see page 1037). Each cabinet is fitted with high quality lock and two coded keys.

C

75+ KG HEAVY ITEM

HEAVY DUTY

Ball Bearing Drawer Slides

C API5656 6 Drawer Industrial Cabinet

Specification:	Width:	Depth:	Height:
Overall Size:	565mm	580mm	700mm
Small Drawer (x2):	470mm	375mm	55mm
Medium Drawer (x3):	470mm	375mm	80mm
Large Drawer (x1):	470mm	375mm	130mm

D API725KIT Industrial Handle & Wheel Kit for API7238

Suitable for Model No. API7238 Industrial Cabinet in the API range (see page 1034).

A

75+ KG HEAVY ITEM

HEAVY DUTY

Ball Bearing Drawer Slides

A API5655A 5 Drawer Industrial Cabinet

Specification:	Width:	Depth:	Height:
Overall Size:	565mm	580mm	700mm
Small Drawer (x2):	470mm	375mm	55mm
Large Drawer (x3):	470mm	375mm	130mm

D-E

E API565KIT Industrial Handle & Wheel Kit for 565mm Cabinets

Suitable for 565mm industrial cabinets in the API range.

B

75+ KG HEAVY ITEM

HEAVY DUTY

Ball Bearing Drawer Slides

B API5655B 5 Drawer Industrial Cabinet

Specification:	Width:	Depth:	Height:
Overall Size:	565mm	580mm	700mm
Small Drawer (x2):	470mm	375mm	55mm
Medium Drawer (x1):	470mm	375mm	80mm
Large Drawer (x1):	470mm	375mm	130mm
X-Large Drawer (x1):	470mm	375mm	180mm



Optional wheel and handle kits are available for all three cabinets on this page as well as Model No's API5658 and API7238 on page 1034.

Note: With wheel kit fitted these units will not sit under the workbench as shown above.

A-C SEE RIGHT

Mobile Industrial Cabinets

Industrial quality cabinets each offering a unique drawer configuration. Drawers (where fitted) run on heavy-duty ball-bearing drawer slides. Each drawer is fitted with fixed dividers running back to front and then supplied with cross dividers for personalised storage layout. These three models fit perfectly underneath workbenches in this range (see page 1037). Units fitted with four Ø60mm wheels, two locking castors and two fixed, to allow units to be taken to the work area. Each cabinet is fitted with high quality lock and two coded keys. Model No. API5659 features a single shelf.



A-B



E

Vice not included.

E API10

Vice Mounting Plate for API Series Workbenches

Mounts onto any of the three workbenches in this range and allows vice to be stored out of the way when not in use, leaving a full free work surface. Compatible with Model No's API1500, API1800 and API2100 (see page 1037).



E

Allows vice to be stored under bench when not in use.



A

HEAVY DUTY

Ball Bearing Drawer Slides

A API5657A

5 Drawer Mobile Industrial Cabinet

Specification:	Width:	Depth:	Height:
Overall Size:	565mm	580mm	675mm
Small Drawer (x1):	470mm	375mm	60mm
Medium Drawer (x4):	470mm	375mm	85mm



B

HEAVY DUTY

Ball Bearing Drawer Slides

B API5657B

5 Drawer Mobile Industrial Cabinet

Specification:	Width:	Depth:	Height:
Overall Size:	565mm	580mm	675mm
Small Drawer (x3):	470mm	375mm	60mm
Medium Drawer (x1):	470mm	375mm	85mm
Large Drawer (x1):	470mm	375mm	135mm



C

HEAVY DUTY

C API5659

1 Shelf Locker Mobile Industrial Cabinet

Specification:	Width:	Depth:	Height:
Overall Size:	565mm	580mm	675mm
Internal Dimensions:	475mm	510mm	475mm



D

Premier INDUSTRIAL™

D APICCOMBO1

Industrial Mobile Storage System with Shelf

Supplied with six panels; three louvred, to accept storage bins, and three perforated, which can be used with Sealey TTS Series clips for tool storage. These can be mounted in any configuration, allowing the user to customise the design to suit their needs. It also includes a single shelf, which can be mounted at various heights. Four heavy-duty castors, of which two are fitted with toe locks, give smooth manoeuvrability around the workplace.

Overall Size (W x D x H):	960 x 640 x 1605mm
Perforated Panel Size (W x H):	925 x 1350mm
Louvred Panel Size (W x H):	925 x 1350mm




D



A-D SEE RIGHT
Industrial Freestanding
Cabinets

10 YEAR
GUARANTEE*



Each cabinet is fully lockable and supplied with two keys. Drawers have a safety locking mechanism to prevent inadvertent opening.



Each drawer fitted with fixed front to back dividers and supplied with a quantity of cross dividers. Each drawer is supported by heavy-duty drawer slides and can hold up to 100kg evenly spread.



E API2103
3-Level Industrial Workshop Trolley

Ideal for use in any garage or workshop environment. Two deep-walled shelves give tool and component security. Adjustable legs on trolley allow the user to set at their desired height. Worktop is installed by placing the top shelf base up, creating a sturdy work surface. Optionally, install the top shelf base down to allow extra storage. Features four swivel castors, two of which have toe locks.

Overall Size (W x D x H):	750 x 445 x 940mm
Shelf Size (W x D x H):	640 x 405 x 45mm
Worktop Size (W x D x H):	750 x 445 x 30mm
Capacity:	300kg(100kg/Level)



A API9005
5 Drawer Industrial Cabinet

Specification:	Width:	Depth:	Height:
Overall Size:	900mm	450mm	900mm
Small Drawer (x2):	765mm	325mm	70mm
Medium Drawer (x3):	765mm	325mm	170mm



B API9007
7 Drawer Industrial Cabinet

Specification:	Width:	Depth:	Height:
Overall Size:	900mm	450mm	900mm
Small Drawer (x6):	765mm	325mm	70mm
Medium Drawer (x1):	765mm	325mm	170mm



C API5658
8 Drawer Industrial Cabinet

Specification:	Width:	Depth:	Height:
Overall Size:	565mm	655mm	1000mm
Small Drawer (x2):	475mm	450mm	60mm
Medium Drawer (x4):	475mm	450mm	80mm
Large Drawer (x1):	475mm	450mm	130mm
X-Large Drawer (x1):	475mm	450mm	180mm



D API7238
8 Drawer Industrial Cabinet

For optional Wheel and Handle Kit (Model No. API725KIT), see page 1032.


Specification:	Width:	Depth:	Height:
Overall Size:	725mm	655mm	1000mm
Small Drawer (x2):	630mm	450mm	60mm
Medium Drawer (x4):	630mm	450mm	80mm
Large Drawer (x1):	630mm	450mm	130mm
X-Large Drawer (x1):	630mm	450mm	180mm



F SEE BELOW
Drawer Dividers

Horizontal drawer dividers to further personalise storage layout. Suitable for drawers in the following models in Premier Industrial Range: API5655A, API5655B, API5656, API7238, API5657A, API5657B, API5658.

Model No:	Width:	Height:
API-DIV06	155mm	45mm
API-DIV07	155mm	65mm
API-DIV08	155mm	115mm
API-DIV09	155mm	165mm
API-DIV10 NEW	155mm	265mm




A
HEAVY DUTY
Ball Bearing Drawer Slides

Adjustable Shelf

A API8810
2 Drawer & 1 Shelf Double Industrial Locker Cabinet

Industrial quality two drawer and double door, freestanding locker cabinet. Drawers run on heavy-duty drawer slides with load bearing of up to 100kg. Each drawer fitted with fixed dividers running front to back and supplied with cross dividers for personalised storage layout. Fitted with two high quality locks and supplied with four coded keys.

Specification:	Width:	Depth:	Height:
Overall Size:	900mm	450mm	1000mm
Medium Drawer (x2):	790mm	325mm	80mm
Internal Cabinet Overall Size:	840mm	420mm	645mm


B
NEW
HEAVY DUTY

Adjustable Shelves

B APICCOMBOH2
2 Shelf Industrial Cabinet

Industrial quality, double door, freestanding cabinet with two shelves. Unit is easy to assemble with minimal tools required. Durable, scuff resistant, adjustable shelves, each holding up to 150kg. Reinforced steel doors with zinc plated locking bars providing 3-point locking mechanism. Supplied with two coded keys. Ideal for home, office, garage or workshop use.

Specification:	Width:	Depth:	Height:
Overall Size:	900mm	450mm	900mm
Shelf Size (x2):	840mm	380mm	30mm
Internal Cabinet Overall Size:	850mm	420mm	810mm
Cabinet Only (No Shelves):	APIC900H NEW		
Shelf Only - Pack of 2:	APICS2 NEW		
Shelf Only - Pack of 4:	APICS4 NEW		


C
HEAVY DUTY
Ball Bearing Drawer Slides

Adjustable Shelf


C API1103B
5 Drawer & 1 Shelf Industrial Cabinet

Industrial quality five drawer and single shelf, freestanding locker cabinet. All drawers run on heavy-duty drawer slides with load bearing of up to 100kg. Each drawer fitted with fixed dividers running front to back and supplied with cross dividers for personalized storage layout. Fitted with two high quality locks and supplied with four coded keys.

Specification:	Width:	Depth:	Height:
Overall Size:	1105mm	580mm	800mm
Medium Drawer (x3):	470mm	450mm	80mm
X-Large Drawer (x2):	470mm	450mm	180mm
Internal Cabinet Overall Size:	475mm	550mm	700mm


D
HEAVY DUTY
Ball Bearing Drawer Slides

D API1103A
5 Drawer & 1 Shelf Industrial Mobile Workstation

Industrial quality five drawer and single shelf, mobile locker cabinet. Perforated rear panel ideal for hanging frequently used tools so they are to hand when needed. All drawers run on heavy-duty drawer slides with load bearing of up to 100kg. Each drawer fitted with fixed dividers running front to back and then supplied with cross dividers for personalised storage layout. Fitted with four Ø60mm wheels two locking castors and two fixed to allow unit to be taken to the work area. Fitted with two high quality locks and supplied with four coded keys.

Specification:	Width:	Depth:	Height:
Overall Size:	1170mm	580mm	1450mm
Medium Drawer (x3):	470mm	450mm	80mm
X-Large Drawer (x2):	470mm	450mm	180mm
Internal Cabinet Overall Size:	475mm	550mm	700mm



10 YEAR GUARANTEE* 10 Year guarantee on all Premier Industrial™ modular storage units.

A-D SEE BELOW

Industrial Cabinets

Four variants of industrial quality, double door, freestanding cabinets with a range of internal shelving and drawer options, to suit use. Cabinets easily assembled with minimal tools required. Durable, scuff resistant, adjustable shelving each with a weight limit of 150kg. Drawers run on heavy-duty ball-bearing slides, each with a weight limit of 75kg. Reinforced steel doors with zinc plated locking bars provide 3-point locking. Supplied with two coded keys. Ideal for home, office, garage or workshop use.

A APICCOMBOF4

1800mm 4 Shelf Industrial Cabinet

Specification:	Width:	Depth:	Height:
Overall Size:	900mm	450mm	1800mm
Shelf Size (x4):	840mm	380mm	30mm
Internal Cabinet Size:	850mm	420mm	1710mm

B APICCOMBO2

1800mm 2 Drawer 3 Shelf Industrial Cabinet

Specification:	Width:	Depth:	Height:
Overall Size:	900mm	450mm	1800mm
Medium Drawer (x1):	775mm	330mm	100mm
Large Drawer (x1):	775mm	330mm	200mm
Shelf Size (x3):	840mm	380mm	30mm
Internal Cabinet Size:	850mm	420mm	1710mm

C APICCOMBO5

1800mm 5 Drawer 3 Shelf Industrial Cabinet

Specification:	Width:	Depth:	Height:
Overall Size:	900mm	450mm	1800mm
Medium Drawer (x3):	775mm	330mm	100mm
Large Drawer (x2):	775mm	330mm	200mm
Shelf Size (x3):	840mm	380mm	30mm
Internal Cabinet Size:	850mm	420mm	1710mm

D APICCOMBO7

1800mm 7 Drawer 3 Shelf Industrial Cabinet

Specification:	Width:	Depth:	Height:
Overall Size:	900mm	450mm	1800mm
Medium Drawer (x7):	775mm	330mm	100mm
Shelf Size (x3):	840mm	380mm	30mm
Internal Cabinet Size:	850mm	420mm	1710mm



E APICB

API Industrial Cabinet Base Unit

Optional base for Model No's APICCOMBOF4, APICCOMBO2, APICCOMBO5 and APICCOMBO7. Features four height-adjustable rubber feet for levelling on uneven floors, giving added stability to the units.

Overall Size (W x D x H):	840 x 405 x 50mm
---------------------------	------------------



HEAVY DUTY Adjustable Shelves



HEAVY DUTY Adjustable Shelves **Ball Bearing Drawer Slides**



Configure Your Own Cabinet

Add additional components to your cabinet or build your own.

Cabinet Only:	APIC1800F NEW
Drawer 100mm Deep - Single:	APICD100 NEW
Drawer 200mm Deep - Single:	APICD200 NEW
Shelf Only - Pack of 2:	APICS2 NEW
Shelf Only - Pack of 4:	APICS4 NEW



HEAVY DUTY Adjustable Shelves **Ball Bearing Drawer Slides**



A-C SEE BELOW
Shelves for Back Panels

Single shelves that can be positioned at various heights. Must be used in conjunction with Back Panel Assembly (items **D** to **F**).

Model No:	Width:	Compatibility:
A API11	1440mm	APIBP1500
B API12	1720mm	APIBP1800
C API13	2040mm	APIBP2100

D-F SEE BELOW
Back Panel Assemblies

Mounts simply onto workbench top. Supplied with two louvred panels and two Perfo tool storage back panels that help to keep work area free and tidy. Storage bins and hooks supplied separately.

Model No:	Size (W x H):	Compatibility:
D APIBP1500	1455 x 825mm	APIBP1500
E APIBP1800	1735 x 825mm	APIBP1800
F APIBP2100	2055 x 825mm	APIBP2100

G-I SEE BELOW
Industrial Workbenches

Manufactured from heavy gauge steel, these benches are the top end of our range with a weight capacity of 1000kg (evenly distributed). Fitted with adjustable feet to ensure work surface is level, even if your floor is not. 40mm Thick laminate worktop is edged with double thick trim. Optional drawer units, vice support or back panels, easily attach converting the workbench into a workstation.


Model No:	Overall Size (W x D x H):
G API1500	1500 x 750 x 850mm
H API1800	1800 x 750 x 850mm
I API2100	2100 x 750 x 850mm

J-N SEE BELOW
Drawer Units for API Series Workbenches

Optional single, double or triple drawer units for our API Series of Industrial Workbenches. Supplied with fixing kit allowing unit to be securely mounted. Each drawer fitted with fixed dividers running front to back and supplied with cross dividers for personal storage layout. Supplied with high quality lock and two coded keys.

Model No:	Drawer Size (W x D x H):	Overall Size (W x D x H):
J API14	300 x 450 x 70mm (x1)	405 x 580 x 180mm
K API15	300 x 450 x 70mm (x2)	405 x 580 x 280mm
L API16	300 x 450 x 70mm (x2) 300 x 450 x 115mm (x1)	405 x 580 x 450mm
M API8	510 x 485 x 80mm (x1)	565 x 580 x 180mm
N API9	510 x 485 x 80mm (x2)	565 x 580 x 280mm

A-C

D-F
HEAVY DUTY

G-I
HEAVY DUTY

 1.5m
Table Width

 1.8m
Table Width

 2.1m
Table Width


Optional drawer units, see below.

HEAVY DUTY
Ball Bearing Drawer Slides
J

1 Drawer



1 Drawer

M

N

2 Drawer


K

2 Drawer

L

3 Drawer



A-C

NEW

Ball bearing
Drawer Slides

HEAVY
DUTY



Premier
INDUSTRIAL™

A-C SEE BELOW

Complete Industrial Workstation & Cabinet Combos

Manufactured from heavy gauge steel which is powder coated for rust and solvent protection. Cabinet drawers run on heavy-duty ball-bearing drawer slides with high load capacity. Workbench is fitted with adjustable feet and 40mm thick laminate worktop edged with double thick trim. These items are heavy. Extra assistance must be provided at the delivery point to help safe delivery.

	A	B	C
Model No:	API1500COMB02	API1800COMB02	API2100COMB02
Overall Size (W x D x H):			
Workbench:	1500 x 750 x 850mm	1800 x 750 x 850mm	2100 x 750 x 850mm
Cabinet:	565 x 580 x 700mm	565 x 580 x 700mm	565 x 580 x 700mm
Drawers:	565 x 580 x 280mm	565 x 580 x 280mm	565 x 580 x 280mm

D



D SCR13

Workshop Stool with Swivel Seat

4-Legged steel construction with a polished Chrome plate finish for resistance to corrosion. Strengthening rings for stability, lower one also acts as a foot rest. Ø350mm Swivel seat rotates fully through 360° and is padded for extra comfort.

Capacity:	136kg
Height:	750mm

G

ADJUSTABLE
HEIGHT

HEAVY
DUTY



G SCR17

Heavy-Duty Pneumatic Workshop Stool with Adjustable Height Swivel Seat

4-Legged heavy-duty steel construction with a polished Chrome plate finish for corrosion resistance. Heavy-duty Ø32mm strengthening ring for stability which also acts as a foot rest. Ø365mm Swivel seat features pneumatic height adjustment, rotates fully through 360° and is made from high-density foam with a black PU imitation leather cover for extra comfort and style.

Capacity:	150kg
Minimum/Maximum Height:	695-815mm

E

F



E-F SEE BELOW

Pneumatic Workshop Stools with Adjustable Height Swivel Seat & Back Rest

4-Legged heavy-duty steel construction with a black powder coat finish for corrosion resistance. Strengthening ring for stability, which also acts as a foot rest. Ø410mm Swivel seats feature pneumatic height adjustment and rotate fully through 360°. Both stools are padded and are made from high density foam with a black faux leather cover for extra comfort and style. Both also feature a back rest for better support.

	E	F
Model No:	SCR02B	SCR03B
Capacity:	150kg	150kg
Minimum/Maximum Height:	510-650mm	570-710mm

A NEW



B NEW



Superline PRO

5 YEAR GUARANTEE

On all Superline PRO® Storage Units.

C



A-B SEE BELOW

Wall Mounted Foldable Workbenches

Wall mounted foldable workbenches, ideal for garages and workshops where space is at a premium. Both models feature a heavy-duty metal workbench with 100kg capacity and are supplied with 600mm wall mount bracket and hardware pack. Back panel pegboard design compatible with Sealey TTS Hooks with a 10cm deep gap for tool storage. Lockable design for added security of contents within. Also features two cable and plug grommet holes either side for corded tools or power strip.



D



C-D

Motorcycle Helmet & Gear Tidies

Powder coated steel construction, for added corrosion resistance. Designed to organize the storage of gloves, clothing and helmets.

Model No:	A APWMW01	B APWMW02
Overall Size (W x D x H):		
Open:	914 x 620 x 560mm	1100 x 670 x 610mm
Cabinet Closed:	914 x 80 x 560mm	1100 x 80 x 610mm
Workbench:	914 x 470 x 30mm	1100 x 520 x 30mm

Model No:	C MS080	D MS081
Width:	Top Shelf; 240mm, Bottom Shelf; 240mm	490mm
Depth:	Top Shelf; 405mm, Bottom Shelf; 160mm	350mm

E NEW



HEAVY DUTY Superline PRO



E APWSR01

Heavy-Duty Wall Mounted Storage Rack

Heavy-duty wall mounted storage rack ideal for workshops, garages and warehouses. Features sturdy steel construction and supplied with hardware pack. Suitable for storing a large variety of items with weight capacity of 100kg.

Overall Size (W x D x H):	1218 x 600 x 650mm
---------------------------	--------------------

F



F APHKIT2

10pc Ultimate Multipurpose Storage Hook Kit

Contains wall mountable hook rails (x3) and multipurpose hooks (x7). Ideal for use in a garage, shed or around the home to save space. Powder coated to prevent oxidation. PVC Wrapped to avoid damage to tools and equipment. Easy to install and easy to relocate. Includes double S-hook, single hooks (x2), double prong hooks (x2), large J-hooks (x2). Each hook holds up to 20kg. Overall maximum load on single hook rail 110kg. Overall width of single hook rail is 610mm. Fixings not included. For our full range of storage hooks, see page 1052.



A-C SEE RIGHT

Racking Units

Fully painted steel frame with five MDF shelves. No nuts and bolts allowing simple assembly. Clips together in minutes. 2-Piece uprights allow use as a single bay rack or split into two separate shelf systems or workstations.

	A	B	C
Model No:	AP6150	AP6350	AP6500
Size (W x D x H):	800 x 300 x 1800mm	900 x 400 x 1800mm	900 x 425 x 1800mm
Capacity Per Level:	150kg	350kg	500kg
Total Capacity:	750kg	1750kg	2500kg



D-E SEE RIGHT

Racking Units

Galvanized steel frame with five MDF shelves. No nuts and bolts allowing simple assembly. Clips together in minutes. 2-Piece uprights allow use as a single bay rack or split into two separate shelf systems or workstations.

	D	E
Model No:	AP6150GS	AP6350GS
Size (W x D x H):	800 x 300 x 1800mm	900 x 400 x 1800mm
Capacity Per Level:	150kg	350kg
Total Capacity:	750kg	1750kg



All items on this page can also be used as a workstation.



Display material not included.



A AP7200
Racking Unit - 200kg Capacity Per Level
 Fully painted steel frame with five MDF shelves. 200kg Capacity per level giving a maximum capacity of 1000kg per rack. Boltless design means no tools required to assemble. Slots together in minutes. 2-Piece uprights allow use as a single bay rack or split into two separate shelf systems or workstations. Can be used in conjunction with Model No. AP7150C Corner Unit.

Overall Size (W x D x H): 910 x 410 x 1830mm



B AP7150C
Corner Racking Unit - 150kg Capacity Per Level
 Fully painted steel frame with five MDF shelves. Space-saving corner unit with 150kg capacity per level giving a maximum capacity of 750kg per rack. Boltless design means no tools required to assemble. Slots together in minutes. 2-Piece uprights allow use as a single bay rack or split into two separate shelf systems or workstations. Ideal for use in conjunction with Model No. AP7200 Racking Unit.

Overall Size (W x D x H): 730 x 730 x 1830mm



Display materials not included.



C AP900R
Racking Unit - 340kg Capacity Per Level
 Fully painted steel frame with five chipboard shelves. 340kg Capacity per level giving a maximum capacity of 1700kg per rack. Boltless design ensures simple assembly. Slots together in minutes. 2-Piece uprights allow use as a single bay rack or split into two separate shelf systems or workstations.

Overall Size (W x D x H): 915 x 460 x 1830mm



D AP1200R
Racking Unit - 220kg Capacity Per Level
 Fully painted steel frame with five chipboard shelves. 220kg Capacity per level giving a maximum capacity of 1100kg per rack. Boltless design ensures simple assembly. Slots together in minutes. 2-Piece uprights allow use as a single bay rack or split into two separate shelf systems or workstations.

Overall Size (W x D x H): 1220 x 460 x 1830mm



E AP6548
Racking Unit - 600kg Capacity Per Level
 Fully painted steel frame with five MDF shelves. Z Shape beams offer added strength with 600kg capacity per level, giving a maximum capacity of 3000kg per rack. Boltless design ensures simple assembly. Clips together in minutes. Use as a single bay full height rack or split into two separate half height storage stations.

Overall Size (W x D x H): 1215 x 460 x 1830mm



A AP6372

Heavy-Duty Racking Unit with 4 Mesh Shelves - 640kg Capacity Per Level

Fully painted steel frame with four heavy-duty wire mesh shelves. Industrial structured beams offer added strength with 640kg capacity per level, giving a maximum capacity of 2560kg per rack. Boltless design ensures simple assembly. Clips together in minutes. Suitable storage solution for workshop, bodyshop, warehouse and agricultural environments.

Overall Size (W x D x H): 980 x 600 x 1830mm

B AP6572

Heavy-Duty Racking Unit with 4 Mesh Shelves - 640kg Capacity Per Level

Fully painted steel frame with four heavy-duty wire mesh shelves. Industrial structured beams offers added strength with 640kg capacity per level. Boltless design ensures simple assembly. Clips together in minutes. Suitable storage solution for workshop, bodyshop, warehouse and agricultural environments.

Overall Size (W x D x H): 1955 x 600 x 1830mm



C AP6372E

Heavy-Duty Racking Extension Pack with 4 Mesh Shelves - 640kg Capacity Per Level

Pack includes one upright end frame and four heavy-duty mesh shelves. Connects to Model No. AP6372 and AP6572 to make one extra bay. No limit to the number of bays that can be added, to make a continuous run.

Overall Size (W x D x H): 910 x 600 x 1830mm

D AP6572E

Heavy-Duty Racking Extension Pack with 4 Mesh Shelves 640kg Capacity Per Level


Pack includes one upright end frame and four heavy-duty wire mesh shelves. Connects to Model No's AP6572 and AP6372 to make one extra bay. No limit to the number of bays that can be added, to make a continuous run.

Overall Size (W x D x H): 1885 x 600 x 1830mm



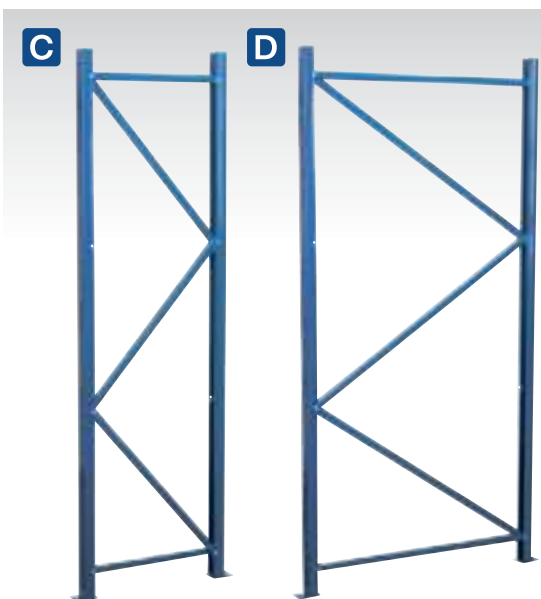
A APR2701
Heavy-Duty 3 Beam Set Shelving Unit - 900kg Capacity Per Level
 Shelving unit with upright frames and cross beams. 900kg Capacity per level. Designed for use with chipboard shelving (not included). Optional Safety Locking Pins - Pack of 12. Order Model No. APR/SH12. Optional Chipboard Panel Supports. Order Model No. APR/CPS602.

Beam Width:	1150mm
Shelf Capacity:	900kg
Total Capacity:	2700kg
Overall Size (W x D x H):	1150 x 600 x 2000mm




B APR3001
Heavy-Duty 3 Beam Set Racking Unit - 1000kg Capacity Per Level
 Racking unit with upright frames and cross beams. 1000kg Capacity per level. Designed for direct loading of small storage pallets. Optional Safety Locking Pins - Pack of 12. Order Model No. APR/SH12. Optional Chipboard Panel Supports. Order Model No. APR/CPS1002.

Beam Width:	2250mm
Shelf Capacity:	1000kg
Total Capacity:	3000kg
Overall Size (W x D x H):	2250 x 1000 x 2000mm



C-D SEE BELOW
Upright Frames
 Metal frames consist of uprights joined by spacers and diagonal struts. The uprights are supplied with metal base plates that may be fastened to the floor. Uprights are finished in heavy-duty coating to prevent corrosion and maintain appearance of shelving. The length of the spacers and struts determines the depth of the frames and these are available in two depths. Frames supplied individually.

	C	D
Model No:	APR602	APR1002
Size (D x H):	600 x 2000mm	1000 x 2000mm



E-F SEE BELOW
Shelving Panel Supports
 Clips between front and rear beam and prevents MDF panel sagging excessively. Recommended for applications where shelves are loaded towards their full capacity for prolonged periods. Supplied individually.

Model No:	APR/CPS602	APR/CPS1002
Size:	545mm	1000mm



G-H SEE BELOW
Cross Beams
 APRB Beams are designed to take an MDF shelf. APRT beams are suitable for direct loading of small storage pallets. Sold in pairs.

	G	H
Model No:	APRB1152	APRT2252
Width:	1150mm	2190mm
Capacity:	900kg	1000kg



I APR/SH12
Safety Locking Pin - Pack of 12
 Optional safety device to prevent inadvertent removal of beam. Pins clip into upright and prevent beam riding up and out of location point. Supplied in a pack of 12 pins.



A STR600

2-Level Tyre Rack - 200kg Capacity Per Level

2-Level static tyre rack helps keep working area clean and tidy. Stores up to 26 tyres, 13 per level, with a total capacity of 400kg (200kg/Level). Steel construction with a powder coated finish giving corrosion resistance.

Overall Size (W x D x H):	1950 x 455 x 2000mm
Beam Width:	1840mm
Maximum Capacity:	400kg (200kg/Level)



B STR600E

2-Level Tyre Rack Extension - 200kg Capacity Per Level

Extension unit for Model No. STR600. Supplied as three pairs of cross beams and a single upright in order to reduce cost when looking to build multiple tyre racks. Stores up to 26 tyres, 13 per level, with a total capacity of 400kg (200kg/Level) when used with Model No. STR600.

Overall Size (W x D x H):	1950 x 455 x 2000mm
Beam Width:	1840mm
Maximum Capacity:	400kg (200kg/Level)



C STR007

2-Level Mobile Tyre Rack - 200kg Capacity Per Level

2-Level mobile tyre rack helps keep working area clear. Unit is on wheels for easy manoeuvrability when needing to take the tyres to point of work, ideal for use track side. Steel construction with a powder coated finish giving corrosion resistance. Stores up to 12 tyres, 6 per level, with a total capacity of 400kg (200kg/Level).

Overall Size (W x D x H):	915 x 455 x 1700mm
Maximum Capacity:	400kg (200kg/Level)



D STR001

Wall or Floor Mounting Extending Tyre Rack

Wall or floor mounting tyre rack helps keep work area tidy. Steel construction with a powder coated finish giving corrosion resistance. Adjustable width to suit space available. Holds up to 90kg when wall mounted.

Overall Size (W x D x H):	1680 x 740 x 710mm
Minimum Usable Width:	1215mm
Maximum Usable Width:	1570mm






A STR004
Wheel Storage Trolley - 100kg Capacity

Completely freestanding wheel storage trolley for all types of wheels with rim size over Ø225mm. Easy to assemble. The rack has four locking castors for easy manoeuvring around the garage. Eliminates tyre distortion due to loss of tyre pressure. Supplied with rim protecting supports.

Overall Size (W x D x H):	460 x 460 x 1160mm
Wheel Capacity:	4
Minimum Rim Size:	Ø225mm
Maximum Weight Capacity:	100kg (25kg per Level)



B APWH
Wall Mountable Storage Hooks - Set of 4

Set of four wall mountable storage hooks ideal for organising your garage or workshop. Heavy-duty construction with a capacity of 50kg per hook. Can be used to store vehicle wheels as well as items such as ladders, bicycles and much more. Easy to fit with all mounting hardware included.

Pack Quantity:	4
-----------------------	---



C STR.C
Wheel Storage Trolley Cover

Water-resistant wheel cover to fit Model No. STR004 storage trolley.

Size (Diameter x Height):	Ø630mm x 760mm
----------------------------------	----------------



D STR006
Tyre Storage/Transport Dolly

Tyre storage/transport dolly ideal for use with up to eight tyres. Four Ø75mm swivel TPR castors, one featuring a brake providing smooth and quiet manoeuvrability around the workplace. The dolly has a capacity of 136kg.

Overall Size (W x D x H):	640 x 640 x 110mm
Wheel Capacity:	8
Maximum Weight Capacity:	136kg



E TH002
Wheel & Tyre Handling Dolly - 127kg Capacity

Enables commercial sized wheels and tyres to be removed/installed on hub studs.

Length:	1255mm
Fork Centres:	535mm



F TH003
Tyre Trolley - 150kg Capacity

Pick-up and transport stacks of car tyres with ease. Strong tubular steel construction with welded joints. Pneumatic tyres allow easy transportation over rough ground.

Minimum/Maximum Jaw Capacity:	420/900mm
Height:	1520mm





A APCST
Collapsible Magnetic Parts Tray Set

Manufactured from oil resistant ABS + Silica gel with five small locating magnets. Ideal for storing nuts, bolts, screws, washers and sockets during disassembly or assembly. Attaches to any ferrous surface. Suitable for dismantlers, recovery vehicles and engine rebuilders. Retracts flat for easy storage.

Open Dimensions (per Tray): 110 x 110 x 50mm
Collapsed Dimensions (per Tray): 110 x 110 x 20mm

Magnetic



B NEW

Magnetic



B APCMTS
Collapsible Magnetic Parts Tray Set of 3

Manufactured from oil resistant silicone. Trays collapse down making these trays easy to store. Inside of the trays are fully magnetic, ideal for storing nuts, bolts, screws, washers and sockets during disassembly/assembly. Soft silicone base for added grip and less chance of scratching surfaces.

Open Dimensions (W x D x H): Large Tray; 280 x 180 x 30mm, Medium Tray; 150 x 130 x 20mm, Small Tray; 130 x 80 x 20mm



C-D SEE BELOW
440mm Laptop & Tablet Stands

Laptop and tablet stands suitable for use with our range of Superline Pro® and Premier Rollcabs (excluding AP24 range). Stands provide a stable and secure platform for laptops or tablets with a width of up to 440mm. Features adjustable height and angle allowing the user to select their desired set-up. Folded lip on support panel hooks onto the rollcabs side, supplied with four mounting screws for added stability. Support panel features three mounting points, front middle and back, so that set-up can be adjusted even when fixed to a rollcab. Ideal for the automotive technician that needs a laptop, tablet or notepad within easy reach and view in the workplace.

Model No:		Colour:	
C APLTS		Red	
D APLTSB		Black	
Width:	Height Adjustment:	Platform Size (W x D):	Platform Angle:
515mm	155mm	440 x 300mm	45°



E-F SEE BELOW
Magnetic Cup/Can Holders

Magnetic durable plastic cup or aerosol can holders, designed to be attached to any flat ferrous metal surface such as toolboxes and trolleys. Four powerful magnets have a protective vinyl covering to prevent damage occurring to the surface they're mounted on.

Model No:		Colour:	
E APCH		Red	
F APCHB		Black	

A NEW



Magnetic

B NEW




A-B SEE BELOW


Magnetic Cable Tie Holders

Steel cable tie holders. Attaches to any ferrous surface. With three compartments for varying lengths of cable ties. Three magnetic fixings with rubber pads to prevent slipping. Industrial powder coated finish. Supplied with 200 cable ties in three sizes.

Model No:	Colour:
A APCTH	Red
B APCTHHV	Green
Size (W x D x H):	
Overall Size:	90 x 30 x 225mm
Largest Holder:	30 x 30 x 225mm
Middle Holder:	30 x 30 x 125mm
Smallest Holder:	30 x 30 x 75mm
Cable Tie Sizes Supplied:	100, 160, 300mm



C



Magnetic

Premier

C WR03

Magnetic Spanner Rack

Magnetic spanner rack with protective foam backing, ideal for tool chests or any ferrous surface. Allows easy identification of spanners and can be wall mounted.

Spanner Capacity:	12
Length:	190mm

D



Magnetic

D APSDH

Magnetic Screwdriver Holder

Magnetic screwdriver holder designed to be attached to any flat ferrous metal surface such as toolboxes and trolleys. Holds up to nine screwdrivers. Three powerful vinyl covered magnets protect toolbox surface from damage.

Tray Size (W x D x H):	288 x 60 x 60mm
-------------------------------	-----------------

E

Magnetic

Gloves not included.



E APGD

Magnetic Glove Dispenser

Dispenser attaches to any ferrous surface and can also be wall mounted. Four small magnets hold the dispenser in place. Suitable for packs of 50/100 disposable gloves. Self-adjusting springs to hold different box sizes.

Maximum Box Size (W x D x H):	140 x 90 x 250mm
Overall Size (W x D x H):	146 x 95 x 254mm

F

Magnetic



F APMH

Magnetic Impact Wrench Holder

Ideal for holding 1/2" Sq Drive impact wrenches. Design of the holder also allows four sockets up to 1/2" Sq Drive to be stored so they are within easy reach. A hook at the base of the holder can be used for convenient storage of air hoses, torque wrenches, ratchet wrenches and other such accessories.

Capacity:	15kg
------------------	------

G

Magnetic



G APTT310

Magnetic Tool Storage Tray

Heavy gauge steel construction. Powerful cushioned magnets adhere to any ferrous surface. Ideal for use with toolboxes. Holds up to 1.17kg.

Tray Size (W x D x H):	310 x 115 x 30mm
-------------------------------	------------------

H

Magnetic




H MSH02

2 Gun Magnetic Spray Gun Holder

Heavy-duty magnetic bracket with two large magnets, which will adhere to any ferrous surface. Composite covered magnets prevent scratching of surface. Suitable for storing up to two spray guns.

Size (W x H):	200 x 118mm
----------------------	-------------

A Magnetic



B Magnetic



B



A-B SEE BELOW

Magnetic Pegboards

Magnetic pegboards designed to be attached to any flat ferrous metal surface such as toolboxes and trolleys. Supplied with 18 single hooks. Six powerful vinyl covered magnets give support to hold up to 6kg of weight.

Model No:	Overall Size (W x H):	Colour:
A APPB	450 x 230mm	Red
B APPBB	450 x 230mm	Black

C



D

F



E

E



C-F SEE BELOW

Non-Slip Flexible Tool Trays

Flexibility allows trays to adjust to the surface they are laid on. Unique anti-static rubber design grips tools whilst also protecting the car paint finish. Can be used as mobile tool storage around the garage or workshop or alternatively used for tidy in-tray storage in rollcabs and toolboxes. Oil and water-resistant.

Model No:	Tray Size (W x D x H):
C APNST1	275 x 140 x 30mm
D APNST2	275 x 225 x 30mm
E APNST3	590 x 305 x 40mm
F APNST4	Contains one each of the above

G



H



G-H SEE BELOW


9pc Tool Storage Organiser Sets

A wide range of Composite and TPR storage solutions to help maintain an organised toolbox or workstation. Securely holds spanners, sockets, screwdrivers, pliers and small parts for easy identification.

Contents: 15pc Spanner Rack, 15pc Reverse Spanner Rack, 3/8" Sq Drive Socket Rail (6-19mm), Screwdriver Rack (x2), Pliers Rack, Drawer Dividers (x2), Parts Tray


Model No:	Colour:
G TSK01	Red
H TSK01HV	Green





A

- Blue
- Black
- Green
- Orange 30mm
- Red 50mm



A SEE BELOW

Easy Peel Shadow Foam®

Create your own tool tray inserts with this easy peel foam. Layered foam allows for depths to be set to suit the tool. Bright coloured foam underneath a black top highlights tools for a professional look. Can be cut to fit any tool tray or drawer. Made from 100% Polyethylene.

Size (W x D x H):	1200 x 550 x 30mm
Model No:	Colour:
SF30B	Blue/Black
SF30BK	Black/Black
SF30G	Green/Black
SF30OR	Orange/Black
SF30R	Red/Black
SFPK30R (Pack of 3) NEW	Red/Black
Size (W x D x H):	1200 x 550 x 50mm
Model No:	Colour:
SF50B	Blue/Black
SF50BK	Black/Black
SF50G	Green/Black
SF50OR	Orange/Black
SF50R	Red/Black
SFPK50R (Pack of 3) NEW	Red/Black



1 Cut the foam to the size of your drawer.



2 Cut around your tool to the required depth.



3 Pull out the foam and put in your tool.



A



B 2845 x 450mm


B AP/NSL Non-Slip Liner

Conceived initially for use as drawer liners for tool chests and rollcabs. Unique non-slip design offers a wide range of different uses. The liner is proofed against mildew, mould and moths. Use in the workshop, garage, home, car and boat where its non-slip properties make it indispensable.

Overall Size (W x D x H):	2845 x 450 x 4mm
Roll Size:	2845 x 450mm
Thickness:	4mm



B



A-G SEE RIGHT

Polypropylene Floor Tiles

Heavy-duty floor tiles made from 100% polypropylene ideal for customising any garage or workshop environment. Tiles click together easily without the need for tools. Treadplate finish provides an anti-slip and durable surface. Floor tiles sold in a pack of nine, covering 1.44m². Edging and corner pieces sold separately.

Tile Size:	400 x 400mm
Tile Thickness:	18mm
Thickness of Wear Layer:	0.5mm
Floor Coverage:	1.44m ²
Pack Quantity:	9

Model No:	Colour:
A FT3B	Black
B FT3BL	Blue
C FT3G	Grey
D FT3GR	Green
E FT3R	Red
F FT3Y	Yellow
G FT3W	White

H SEE BELOW

60 x 60mm Polypropylene Floor Tile Corners - Packs of 4


Model No:	Colour:
FT3CB	Black
FT3CR	Red
FT3CY	Yellow



I SEE BELOW

400 x 60mm Polypropylene Floor Tile Edges - Packs of 6

Model No:	Type:	Colour:
FT3EBF	Female	Black
FT3ERF	Female	Red
FT3EYF	Female	Yellow
FT3EBM	Male	Black
FT3ERM	Male	Red
FT3EYM	Male	Yellow



J-M SEE BELOW

Vinyl Floor Tiles with Peel & Stick Backing - Packs of 16

Stylish vinyl floor tiles ideal for any garage or workshop environment. Tiles are quick and simple to install with a peel and stick backing, no need for any additional adhesive. Provides an anti-slip surface which is durable, flame-resistant and water-resistant. Fibreglass reinforced with a 0.5mm wear layer and a UV coating. Supplied in packs of 16 tiles, in two different patterns. Model No's FT1B and FT1S with a treadplate finish and FT2B and FT2S with a coin finish. Available in a choice of either silver or blue.

Model No:	FT1S	FT1B	FT2S	FT2B
Type:	Silver Treadplate Finish	Blue Treadplate Finish	Silver Coin Finish	Blue Coin Finish
Tile Size:	457.2 x 457.2mm	457.2 x 457.2mm	457.2 x 457.2mm	457.2 x 457.2mm
Tile Thickness:	3mm	3mm	3mm	3mm
Thickness of Wear Layer:	0.5mm	0.5mm	0.5mm	0.5mm
Floor Coverage:	3.34m ²	3.34m ²	3.34m ²	3.34m ²
Pack Quantity:	16	16	16	16

A NEW



A AGSR2

Angle Grinder Storage Rack

Wall mounting rack specifically designed for the storage of angle grinders. Left slot can take up to Ø150mm angle grinders whilst right can take Ø180mm angle grinder. Fitted with hooks to keep wires out of the way.

Dimensions (W x D x H):	575 x 50 x 80mm
Power Tool Storage Bays:	2

B



B PTSR2

Power Tool Storage Rack

Wall mountable rack specifically designed for the storage of power tools. Shelf space for power tool battery and chargers. Open fronted bays make tools easily accessible. Supplied flat-packed.

Dimensions (W x D x H):	246 x 230 x 300mm
Power Tool Storage Bays:	2
Shelves:	1

C



C PTSR5

Power Tool Storage Rack

Wall mounting rack specifically designed for the storage of power tools. Shelf space for power tool battery and chargers. Open fronted bays make tools easily accessible. Supplied flat-packed.

Dimensions (W x D x H):	535 x 230 x 300mm
Power Tool Storage Bays:	5
Shelves:	2

D



HEAVY DUTY

Superline BLACK EDITION PRO™

D AP30SRBE

Power Tool Storage Rack with Power Strip

Wall mounting rack specifically designed for the storage of power tools. Open front bays make power tools easily accessible. Fitted with a power strip (4 x 230V, 2 x 5V 2.4A USB sockets). Side panels made from perforated steel for hook storage. Rust and solvent resistant black crinkle effect paint. Two adjustable storage shelves. 2mm EVA liner for each power tools bay.

Dimensions (W x D x H):	760 x 305 x 620mm
Power Tool Storage Bays:	4
Shelves:	3

E



Ball Bearing Drawer Slides

HEAVY DUTY

Superline BLACK EDITION PRO™

E AP22SRBE


Power Tool Storage Rack with Drawer & Power Strip

Wall mounting rack specifically designed for the storage of power tools. Open front bays make power tools easily accessible. Fitted with a power strip (4 x 230V, 2 x 5V 2.4A USB sockets). Side panels made from perforated steel for hook storage. Rust and solvent resistant black crinkle effect paint. One drawer with heavy-duty 35mm ball-bearing drawer slides.

Dimensions (W x D x H):	560 x 255 x 355mm
Power Tool Storage Bays:	5
Shelves:	1

E



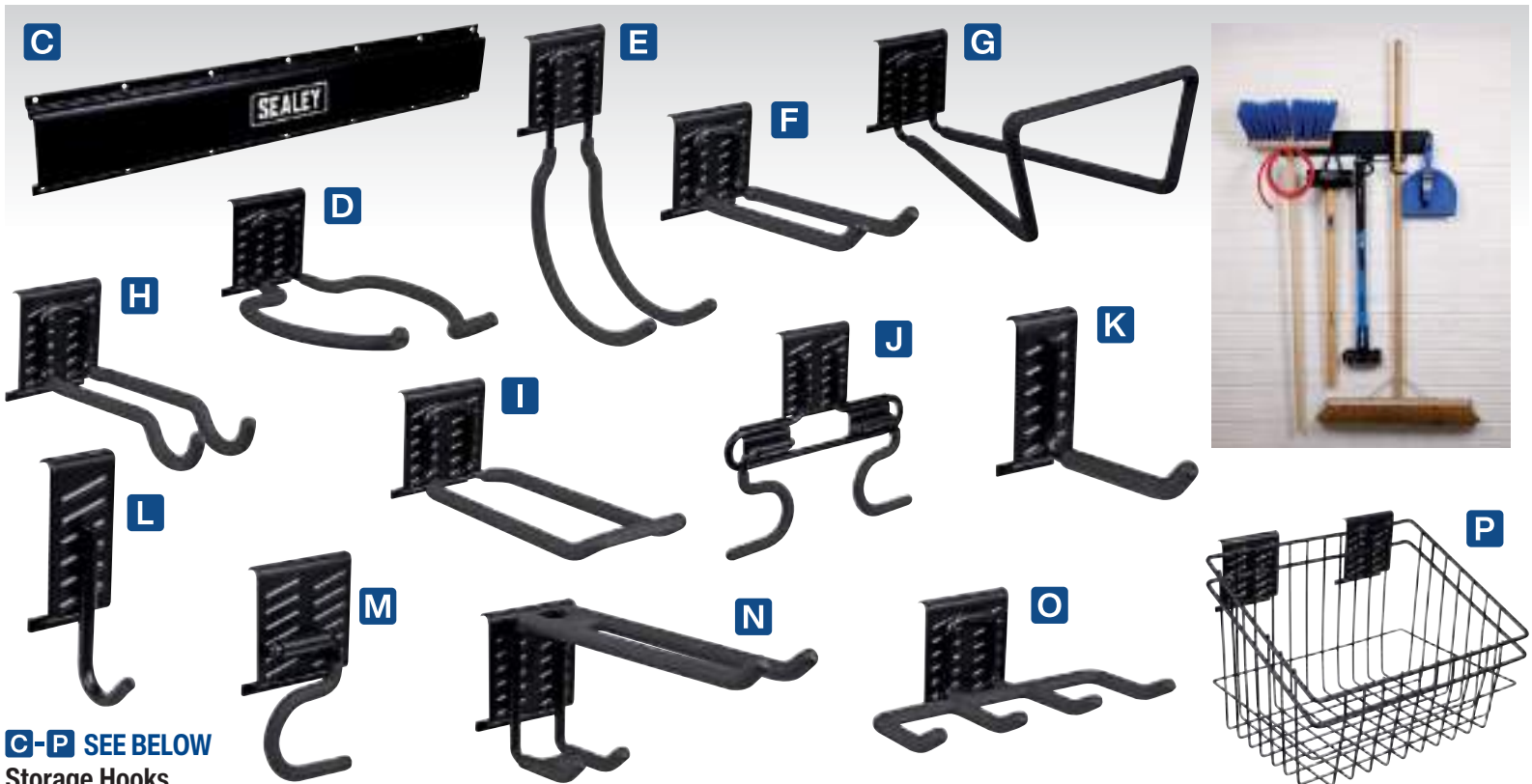


A-B SEE BELOW

Multipurpose Storage Hook Kits

Contains wall mountable hook rail(s). Ideal for use in a garage, shed or around the home to save space. Powder coated to prevent oxidation. PVC Wrapped to avoid damage to tools and equipment. Easy to install and relocate. Each hook holds up to 20kg. Overall maximum load on single hook rail 110kg. Overall width of hook rail is 610mm. Fixings not included.

Model No:	Contents:
A APHKIT1	Hook Rail, Dual Utility Hook, Double Prong Hook, Large J-Hook
B APHKIT2	Hook Rail (x3), Double S-Hook, Single Hook (x2), Double Prong Hook (x2), Large J-Hook (x2)



C-P SEE BELOW
Storage Hooks

Powder coated to prevent oxidation. PVC Wrapped to avoid damage to tools and equipment. Designed to be used in conjunction with Wall Mountable Storage Rail Model No. APH01 for quick and easy installation and repositioning.

	C	D	E	F	G	H	I
Model No:	APH01	APH02	APH03	APH04	APH05	APH06	APH07
Maximum Load:	110kg	20kg	25kg	20kg	20kg	20kg	20kg
Dimensions (W x D x H):	600 x 18 x 100mm	166 x 238 x 90mm	77 x 182 x 230mm	75 x 220 x 90mm	190 x 260 x 105mm	76 x 200 x 90mm	90 x 230 x 90mm

	J	K	L	M	N	O	P
Model No:	APH08	APH09	APH10	APH11	APH12	APH13	APH14
Maximum Load:	25kg	15kg	20kg	30kg	20kg	30kg	15kg
Dimensions (W x D x H):	220 x 40 x 195mm	40 x 140 x 90mm	40 x 60 x 120mm	80 x 30 x 150mm	80 x 265 x 115mm	215 x 130 x 90mm	300 x 230 x 220mm



Hooks and tools not included.


A SEE BELOW
PerfoTool Storage Panels

Heavy gauge epoxy powder coated steel tool storage panels, ideal for organising hand and power tools in the workshop or garage. Available in three sizes.

Model No:	Size (W x H):	Pack Qty:
TTS05	500 x 500mm	2
TTS1	1000 x 500mm	2
TTS2	1500 x 500mm	2

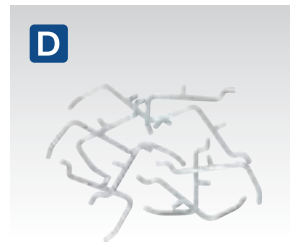
B SEE TABLE
Tool Hooks & Storage Accessories

Choose from our comprehensive range. All hooks and accessories latch into the panel holes and can be secured quickly and effectively with retaining clips supplied. Suitable for the TTS panels above and for those found on pages 1006 to 1023 and 1035 to 1039.




C APSPB
Steel Pegboard - Pack of 2

Overall Size (W x D x H): 825 x 15 x 490mm



D APSPB.H
10pc Hook Set for APSPB Pegboard

Length: 30mm




E S01102
34pc Wall Storage Pegboard Set

Versatile wall storage panels which allow for tools to be positioned as required. Bespoke holders for pliers, spanners, screwdrivers, drills, four composite boxes for small parts storage and an assortment of hooks offering extra versatile storage.

Panel Size (x2) (W x H): 460 x 560mm
Contents: Short Hook (x15), Long Hook (x5), Double Hook (x2), Pliers Holder (x3), Composite Box (x4), Spanner Holder, Screwdriver Holder, Drill Holder




B Model No:	Description:	Pack Qty:
TTS9	10mm Spring Clip	Pack of 5
TTS10	13mm Spring Clip	Pack of 5
TTS11	16mm Spring Clip	Pack of 5
TTS12	19mm Spring Clip	Pack of 5
TTS13	25mm Spring Clip	Pack of 5
TTS14	28mm Spring Clip	Pack of 5
TTS15	6 x 25mm Single Prong Hook - Vertical End	Pack of 5
TTS16	6 x 50mm Single Prong Hook - Vertical End	Pack of 5
TTS17	6 x 75mm Single Prong Hook - Vertical End	Pack of 5
TTS20	6 x 25mm Double Prong Hook - Angled End 30mm Gap	Pack of 5
TTS21	6 x 50mm Double Prong Hook - Angled End 30mm Gap	Pack of 5
TTS22	6 x 75mm Double Prong Hook - Angled End 30mm Gap	Pack of 5
TTS24	Ø60mm Pipe Bracket	Pack of 2
TTS25	Ø100mm Pipe Bracket	Pack of 2
TTS26	Spanner Holder - Capacity 8 Spanners	Single
TTS27	Ø40mm Power Tool Holder	Pack of 2
TTS28	Ø60mm Power Tool Holder	Pack of 2
TTS29	Ø80mm Power Tool Holder	Pack of 2
TTS30	Hex Key Holder	Single
TTS32	450mm Plastic Bin Holder Strip	Single
TTS33	36mm Pliers Hook	Pack of 5
TTS34	50mm Pliers Hook	Pack of 5
TTS35	270mm Socket Holder - Capacity 8 x 1/2" Sq Drive	Single
TTS39	Hacksaw Holder - Capacity 3 Hacksaws	Single
TTS40	225 x 175 x 65mm Storage Tray for Perfo Panel	Single
TTS41	450 x 175 x 65mm Storage Tray for Perfo Panel	Single
TTS42	Screwdriver Holder - Capacity 7 Screwdrivers	Single
TTS43	NEW 85mm Angle Grinder Holder	Single



F S0765
2pc Composite Pegboard Set

Wall-mounting quality composite pegboard. Supplied with an 18pc assorted hook set. Additional hook assortment available, Model No. S0766.

Overall Size (W x H): 615 x 495mm
Individual Board Size (H x W): 495 x 305mm



G S0766
30pc Hook Assortment for Composite Pegboard


Assorted hooks suitable for use with Model No. S0765.

Contents: Small Ring (x2), Large Ring (x3), Curved (x5), Short (x11), Long (x2), Twin (x7)

A-L SEE BELOW

Storage Bins

Manufactured from shockproof polymer which is resistant to mild acids, solvents and oils. Bins have a high thermal stability and resist damage from extremes of temperature. Available in case quantities only.



Model No:	Case Qty:	Colour:	Width:	Depth:	Height:
A TPS124B	24	Blue	105mm	85mm	55mm
B TPS124R	24	Red	105mm	85mm	55mm
C TPS2	48	Blue	105mm	165mm	85mm
C TPS224B	24	Blue	105mm	165mm	85mm
D TPS224R	24	Red	105mm	165mm	85mm
E TPS3	38	Blue	150mm	240mm	130mm
E TPS324B	24	Blue	150mm	240mm	130mm
F TPS324R	24	Red	150mm	240mm	130mm
G TPS4	20	Blue	210mm	355mm	165mm
G TPS412B	12	Blue	210mm	355mm	165mm
H TPS412R	12	Red	210mm	355mm	165mm
I TPS5	12	Blue	310mm	500mm	190mm
I TPS56B	6	Blue	310mm	500mm	190mm
J TPS56R	6	Red	310mm	500mm	190mm
K TPS2D	28	Blue	105mm	240mm	85mm
L TPS3D	16	Blue	145mm	335mm	125mm

Maximum Quantity of Bins Per Panel						
Bin Model No.						
	TPS124R TPS124B	TPS2 TPS224R TPS224B	TPS3 TPS324R TPS324B	TPS4 TPS412R TPS412B	TPS56R TPS56B	
Panel Model No.	TPS6	20	16	9	4	2
TPS7	48	32	18	8	6	
TPS7V	52	36	18	10	4	
TPS8	72	48	30	14	8	
TPS8V	76	52	27(30*)	14	6	

*Using bottom row, with bin hanging below panel.

M-Q SEE BELOW

Parts Storage Panels

Our TPS louvred panels (three vertical and two horizontal), give you the versatility to build up a storage system according to the wall space available. Five different sizes available to help you utilize maximum storage. The heavy gauge epoxy powder coated steel back panels are made in the UK and will withstand years of use. Panels are packed and priced in pairs. Order storage bins separately, available in seven sizes, with different pack sizes and colours.

M

Model No:	TPS6
Width:	500mm
Height:	500mm
Pack Quantity:	2

N

Model No:	TPS7
Width:	1000mm
Height:	500mm
Pack Quantity:	2

O

Model No:	TPS8
Width:	1500mm
Height:	500mm
Pack Quantity:	2

P

Model No:	TPS7V
Width:	500mm
Height:	1000mm
Pack Quantity:	2

Q

Model No:	TPS8V
Width:	500mm
Height:	1500mm
Pack Quantity:	2

A NEW 8.5L Capacity



B NEW 15L Capacity



C NEW 30L Capacity



D NEW 55L Capacity




A-D SEE BELOW
Collapsible Storage Bins


Multifunctional collapsible storage bins. Made of sturdy plastic with easy snap connection, making these boxes extremely versatile. Ideal for use in the workplace or at home where creating temporary and flexible work areas is key. Fully collapsible and stackable when not in use.

	A	B	C	D
Model No:	CB85L	CB15L	CB30L	CB55L
Capacity:	8.5L	15L	30L	55L
Collapsed Size (W x D x H):	216 x 336 x 55mm	270 x 420 x 60mm	303 x 500 x 65mm	400 x 600 x 65mm
Working Size (W x D x H):	216 x 336 x 175mm	270 x 420 x 200mm	303 x 500 x 275mm	400 x 600 x 321mm

A-D



A-D



E



E TPS130 24 Bin & Panel Combination

Manufactured from shockproof polymer which is resistant to mild acids, solvents and oils. Bins have a high thermal stability and resist damage from extremes of temperature. Supplied with heavy-duty steel back panel.

Specifications:	Width:	Depth:	Height:
Bin Dimensions (x24):	100mm	110mm	75mm
Panel Dimensions:	630mm	10mm	380mm

F



F TPS131 24 Bin & Panel Combination

Manufactured from shockproof polymer which is resistant to mild acids, solvents and oils. Bins have a high thermal stability and resist damage from extremes of temperature. Supplied with heavy-duty steel back panel.

Specifications:	Width:	Depth:	Height:
Medium Bin (x12):	100mm	160mm	75mm
Large Bin (x12):	100mm	210mm	75mm
Panel Dimensions:	630mm	10mm	380mm

G



G TPS1569WM 15 Bin Wall Mounting Storage System

Manufactured from shockproof polymer which is resistant to mild acids, solvents and oils. Bins have a high thermal stability and resist damage from extremes of temperature. Supplied with a heavy-duty composite back panel.

Specifications:	Width:	Depth:	Height:
Small Bin (x9):	100mm	95mm	50mm
Medium Bin (x6):	95mm	140mm	75mm
Panel Dimensions:	320mm	20mm	410mm

H



H TPS132 24 Bin & Panel Combination

Manufactured from shockproof polymer which is resistant to mild acids, solvents and oils. Bins have a high thermal stability and resist damage from extremes of temperature. Supplied with heavy-duty steel back panel.

Specifications:	Width:	Depth:	Height:
Small Bin (Red x12):	100mm	110mm	75mm
Medium Bin (Blue x6):	100mm	160mm	75mm
Large Bin (Blue x6):	100mm	210mm	75mm
Panel Dimensions:	630mm	10mm	380mm

24 Bins

15 Bins



24 Bins



A TPS118
118 Bin Mobile Storage System

Powder coated steel racking with composite storage bins positioned evenly on both sides. Mounted on heavy-duty castors (two lockable) for mobility.

Specifications:	Width:	Depth:	Height:
Overall Size:	950mm	675mm	1815mm
Medium Bin (x64):	110mm	160mm	75mm
Large Bin (x30):	150mm	235mm	125mm
X-Large Bin (x24):	200mm	320mm	155mm



D TPS47
47 Bin Storage System

Powder coated steel racking with composite storage bins positioned evenly on one side.


Specifications:	Width:	Depth:	Height:
Overall Size:	940mm	285mm	1145mm
Medium Bin (x32):	110mm	160mm	75mm
Large Bin (x15):	150mm	235mm	125mm



E TPS94
94 Bin Mobile Storage System

Powder coated steel racking with composite storage bins positioned evenly on both sides. Mounted on heavy-duty castors (two lockable) for mobility.

Specifications:	Width:	Depth:	Height:
Overall Size:	940mm	500mm	1245mm
Medium Bin (x64):	110mm	160mm	75mm
Large Bin (x30):	150mm	235mm	125mm



B-C SEE BELOW
Bench Mounting Bin Storage Systems

Workbench or countertop parts storage system. Suitable for storing nuts, bolts, screws or any small components. Helps to keep work area tidy and parts to hand. Storage bins mounted onto a composite back panel.

B TPS1569
15 Bin Bench Mounting Storage System

Specifications:	Width:	Depth:	Height:
Small Bin (x9):	85mm	95mm	50mm
Medium Bin (x6):	95mm	145mm	75mm
Panel Dimensions:	320mm	n/a	410mm

C TPS1218
30 Bin Bench Mounting Storage System

Specifications:	Width:	Depth:	Height:
Small Bin (x18):	100mm	95mm	50mm
Medium Bin (x12):	100mm	160mm	70mm
Panel Dimensions:	650mm	n/a	380mm



A



22 Bins

B



36 Bins

C



72 Bins

Optional Fixing Kit

Optional fixing kit available allowing multiple units to be joined together - order Model No. TPSJK.



A-C SEE RIGHT

Mobile Bin Storage Systems

Powder coated steel racks with robust composite storage bins. Mounted on heavy-duty castors (two lockable) for smooth mobility. Optional fixing kit available allowing multiple units to be joined together - order Model No. TPSJK.

Model No:	TPS22	TPS36	TPS72
Overall Size (W x D x H):	850 x 385 x 840mm	855 x 385 x 1710mm	1710 x 385 x 1710mm
Small Bin:	140 x 380 x 90mm(x15)	140 x 380 x 90mm(x15)	140 x 380 x 90mm(x30)
Large Bin:	170 x 380 x 180mm(x4)	170 x 380 x 180mm(x12)	170 x 380 x 180mm(x24)
X-Large Bin:	245 x 380 x 180mm(x3)	245 x 380 x 180mm(x9)	245 x 380 x 180mm(x18)
Weight:	29kg	39kg	77kg
Maximum Weight Capacity:	60kg	150kg	200kg

D



27L

E



54L

F



D-E SEE RIGHT

Composite Stackable Storage Boxes with Lid

Professional quality storage boxes with lid and snap-lock handles. Robust construction. Can be nested or stacked.

Model No:	External Size (W x D x H):	Capacity:
APB27	600 x 400 x 185mm	27L
APB54	600 x 400 x 335mm	54L

G

40L

60L

80L



G SEE BELOW

Storage Containers

Robust composite storage boxes with moulded under rim handles. Suitable for industrial or domestic use.

Model No:	External Size (W x D x H):	Capacity:
AP5040	790 x 390 x 190mm	40L
AP5060	780 x 390 x 295mm	60L
AP5080	790 x 520 x 310mm	80L



Shown with Model No. CX309.

F CX311

Storage Tray

Strong and durable, ideal for everyday storage of workshop consumables such as brake and power steering fluid bottles. Keeps the working environment clean and tidy.

Overall Size (W x D x H):	575 x 430 x 180mm
---------------------------	-------------------



A APDC39
39 Drawer Cabinet Box

Tough and durable carcass, contains 39 impact resistant composite drawers. Ideal for storing a mixture of small to large fixings and components. Fitted with four fixing points for wall mounting or can be bench mounted (freestanding).

Specification:	W x D x H:
Overall Size:	375 x 165 x 470mm
Small Compartment (x30):	50 x 135 x 35mm
Large Compartment (x9):	110 x 135 x 55mm



B-C SEE BELOW
18 Drawer - Cabinet Boxes

Tough and durable housing, contains 18 impact resistant composite drawers. Ideal for storing a mixture of small to large fixings and components. Fitted with four fixing points for wall mounting or can be bench mounted (freestanding).

	B	C
Model No:	APDC18HV	APDC18R
Colour:	Green/Black	Red/Black
Number of Drawers:	18	18
Overall Size (W x D x H):	380 x 160 x 475mm	380 x 160 x 475mm
Large Compartment (x18) (W x D x H):	110 x 135 x 60mm	110 x 135 x 60mm



ASSORTMENT BOXES

For our full range of assortment boxes, including fixings and fasteners, O-rings, Rivets, Hose Clips and Crimp Terminals, see pages 1082 to 1102.



D-G SEE BELOW
Cabinet Boxes

Tough and durable housing, with impact resistant composite drawers. Ideal for storing a mixture of small to large fixings and components. Fitted with fixing points for wall mounting or can be used freestanding.

	D	E	F	G
Model No:	APDC39HV	APDC39R	APDC60HV	APDC60R
Colour:	Green/Black	Red/Black	Green/Black	Red/Black
Number of Drawers:	39	39	60	60
Overall Size (W x D x H):	380 x 160 x 475mm	380 x 160 x 475mm	380 x 160 x 475mm	380 x 160 x 475mm
Small Compartment (W x D x H):	50 x 135 x 35mm (x30)	50 x 135 x 35mm (x30)	50 x 135 x 35mm (x60)	50 x 135 x 35mm (x60)
Large Compartment (W x D x H):	100 x 150 x 70mm (x9)	100 x 150 x 70mm (x9)	-	-

A-C SEE BELOW

Cabinet Boxes

Heavy-duty steel frame cabinets for workshop use. Polypropylene drawers, each divide into smaller compartments. Can be wall mounted or used freestanding. These cabinets also make up our Rotating Storage Cabinet System, Model No. APTT320 which is the most popular set-up. Alternatively you can choose any 12 Cabinet Boxes (Model No's APDC08, APDC24 or APDC48) plus Model No. APTT Cabinet Box Turntable to make up your own combination.



A APDC08
8 Drawer Cabinet Box

Specification:	Width:	Depth:	Height:
Overall Size:	305mm	155mm	555mm
Drawer Size (x8):	270mm	135mm	60mm



B APDC24
24 Drawer Cabinet Box

Specification:	Width:	Depth:	Height:
Overall Size:	305mm	155mm	555mm
Drawer Size (x24):	85mm	135mm	60mm



C APDC48
48 Drawer Cabinet Box

Specification:	Width:	Depth:	Height:
Overall Size:	305mm	155mm	555mm
Drawer Size (x48):	65mm	135mm	35mm




D APTT
Cabinet Box Turntable

Freestanding turntable for use with Model No's APDC08, APDC24 and APDC48 Cabinet Boxes. Can support a total of 12 cabinet boxes, three on each side.

E APTT320
320 Drawer Rotating Storage Cabinet System

Freestanding rotating cabinet system featuring 12 cabinet boxes with three different drawer configurations. Ideal for workshop or stores use. Fitted with roller bearings allowing 360° movement. Supplied with four adjustable feet to secure unit on uneven surfaces.

Specification:	Width:	Depth:	Height:
Overall Size:	470mm	470mm	1760mm
Large Drawer (x32):	270mm	135mm	60mm
Medium Drawer (x96):	85mm	135mm	60mm
Small Drawer (x192):	60mm	135mm	35mm



F-G SEE BELOW
Cabinet Boxes

Professional quality steel frame cabinets for use in the workshop. Supplied with tough polypropylene drawers which can be subdivided into smaller compartments with dividers (not supplied). Can be wall mounted or used freestanding.

F Model No:	APDC20		
Specification:	Width:	Depth:	Height:
Overall Size:	310mm	147mm	285mm
Small Drawer (x15):	50mm	135mm	35mm
Medium Drawer (x3):	85mm	135mm	56mm
Large Drawer (x2):	135mm	135mm	56mm
Total Number of Drawers:	20		



G Model No:	APDC45		
Specification:	Width:	Depth:	Height:
Overall Size:	310mm	145mm	510mm
Small Drawer (x40):	50mm	135mm	35mm
Medium Drawer (x3):	85mm	135mm	55mm
Large Drawer:	270mm	135mm	55mm
Total Number of Drawers:	44		

H SEE BELOW
Drawer Dividers

Not Illustrated

Drawer dividers for Model No's APDC20 and APDC45.

Model No:	Quantity:
APDC01	Small (x30)
APDC02	Small (x10), Medium (x3), Large (x2)

A NEW



B NEW



C NEW



A-C SEE BELOW

Modular Shelf Van Storage Systems

Modular van storage systems. Universally designed to fit medium and large vans. Versatile shelves and dividing system allows you to maximise your storage space with minimal effort with lockable door (APMSV03) included. Designed to fit close to the interior walls of the van freeing up precious floor space. Robust steel construction. Perforated tool side panels to maximise space. Four shelves that can be height adjusted in 25mm increments. Eight dividers that adjust every 75mm ideal for parts trays and plastic parts bins. Supplied flat-packed with six brackets to ensure security and rigidity. For our full range of Van Storage Systems see pages 1080.

Model No:	Type:	Overall Size (W x D x H):	926 x 380 x 1300mm
A APMSVCOMBO1	Flat Shelf	Shelf Size (x4):	925 x 370 x 225mm
B APMSVCOMBO2	Slanted Shelf	Shelf Partitions:	12x slots per shelf, 75mm apart (8 x partition plates supplied)
C APMSVCOMBO3	Flat & Slanted Shelf	Lockable Door Specification (W x D):	850 x 300mm

D



D APDC5 5 Bin Stackable Cabinet Box

Tough and durable cabinet with five tilting bins suitable for storing various components. Design allows secure stacking of multiple units. Pre-drilled holes for wall mounting.

Specification:	Width:	Depth:	Height:
Overall Size:	600mm	140mm	170mm
Storage Bin (x5):	100mm	100mm	145mm*

*Internal Dimensions

E



F



E-F SEE BELOW

Metal Cases with Removable Storage Bins

Tough and durable metal cases featuring plastic removable storage bins. Fitted with sturdy swing type handles. Twin toggle locking catches and one safety catch provide added security. Ideal for storing a mixture of small and large fixings and components.

E Model No:	APMC15		
Specification :	Width:	Depth:	Height:
Overall Size:	388mm	280mm	67mm
Small Bin (x9):	55mm	55mm	60mm
Medium Bin (x1):	105mm	55mm	60mm
Large Bin (x4):	105mm	105mm	60mm
X-Large Bin (x1):	215mm	105mm	60mm

F Model No:	APMC27		
Specification :	Width:	Depth:	Height:
Overall Size:	440mm	345mm	135mm
Small Bin (x12):	55mm	55mm	60mm
Medium Bin (x6):	105mm	55mm	60mm
Large Bin (x6):	105mm	105mm	60mm
X-Large Bin (x3):	215mm	105mm	60mm

D



Secure stacking of multiple units.

G APAS15A

Stackable Parts Storage Case with Removable Compartments

Tough impact resistant polypropylene compartment case which can be stacked together by means of robust locking clips. Section dividers can be removed when larger parts need to be stored. Ideal storage for various types of small, medium or large fixings, fuses and other components. Clear lid for easy identification. Features two tough composite locking clips.

Specification:	Width:	Depth:	Height:
Overall Size:	370mm	280mm	67mm
Compartment Quantity/Size:			
8	65mm	60mm	50mm
3 (Tapered)	65mm	60mm	50mm
2	65mm	135mm	50mm
2	90mm	65mm	50mm



G



Fully stackable and easily clipped together.



A-C SEE BELOW

Assortment Cases with Compartments

High impact copolymer assortment cases with two tough locking clips and moulded handle. Ideal storage for various types of small, medium or large fixings, fuses and components. Small section dividers can be removed when larger parts are needed to be stored. Clear lid for easy identification of contents.


A Model No:	APAS16C		
Specification:	Width:	Depth:	Height:
Overall Size:	326mm	48mm	257mm
Compartment Quantity/Size:			
18	70mm	42mm	55mm
B Model No:	APAS18C		
Specification:	Width:	Depth:	Height:
Overall Size:	420mm	61mm	305mm
Compartment Quantity/Size:			
18	82mm	50mm	72mm
C Model No:	APAS24C		
Specification:	Width:	Depth:	Height:
Overall Size:	510mm	71mm	347mm
Compartment Quantity/Size:			
22	90mm	65mm	80mm

F-G SEE BELOW

Parts Storage Cases with Removable Compartments

Tough impact resistant storage cases with comfort carry handles and twin locking composite clasps. Transparent lid for easy identification of contents. Supplied with removable plastic storage bins. Ideal for storing a mixture of small parts and components.

F Model No:	APAS2R		
Specification:	Width:	Depth:	Height:
Overall Size:	420mm	60mm	330mm
Compartment Quantity/Size:			
8	105mm	75mm	45mm
4	75mm	50mm	45mm
8	50mm	45mm	45mm
G Model No:	APAS3R		
Specification:	Width:	Depth:	Height:
Overall Size:	420mm	105mm	330mm
Compartment Quantity/Size:			
4	155mm	105mm	90mm
4	105mm	75mm	90mm



D APAS10R

Parts Storage Case with Fixed & Removable Compartments

Parts storage case with deep, removable compartments. Supplied with eight removable and two fixed cups which are ideal for storing a mixture of small, medium or large fixings, fuses and components. Clear lid for easy identification of contents. Moulded grip handle for comfort. Twin locking lid with the option of adding a padlock for extra security. Case sold singularly but supplied with side locks for the safe stacking of multiple boxes.

Specification:	Width:	Depth:	Height:
Overall Size:	430mm	110mm	350mm
Compartment Quantity/Size:			
Small Compartment (x2)	115mm	80mm	80mm
Small Removable Cup (x6)	110mm	90mm	75mm
Large Removable Cup (x6)	160mm	90mm	110mm



E APAS12R

Parts Storage Case with 12 Removable Compartments

Tough impact resistant storage case with aluminium carry handle and twin locking aluminium clasps. Transparent lid for easy identification of contents. Supplied with removable plastic storage bins. Ideal for storing a mixture of small parts and components.

Specification:	Width:	Depth:	Height:
Overall Size:	490mm	110mm	425mm
Compartment Quantity/Size:			
8	110mm	80mm	95mm
4	155mm	110mm	95mm



H S01219

11pc Electrical VDE Tool Kit

For our full range of VDE tools, see pages 204 to 209.

Contents: Screwdrivers; Slotted - 3 x 75mm, 4 x 100mm, 5.5 x 125mm, 6.5 x 150mm, Phillips - #0 x 75mm, #1 x 80mm, #2 x 100mm, 175mm Combination Pliers, 150mm Side Cutters, 200mm Long Nose Pliers, Voltage Tester

A-D SEE BELOW

Professional Compartment Cases

Professional lightweight compartment cases made of impact resistant polycarbonate and polypropylene for durability and strength with robust hinges. Supplied with assorted cups ideal for storing a mixture of small, medium and large fixings, fuses and components. U-profiles on the underside of the lid keep the contents in place during transportation, even with compartments missing. Removable compartments enable the user to mix and match the assortment case to their needs. Clear lid for easy identification of contents. Twin sliding locks with the option of adding two padlocks for extra security.

A NEW



A APAS16R Professional Small Compartment Case

Specification:	Width:	Depth:	Height:
Overall Size:	337mm	57mm	278mm
Compartment Quantity/Size:			
Small Compartment (x8):	40mm	45mm	55mm
Medium Compartment (x4):	55mm	45mm	75mm
Large Compartment (x2):	80mm	45mm	110mm
Long Compartment (x2):	60mm	45mm	155mm

B NEW



B APAS25R Professional Medium Compartment Case

Specification:	Width:	Depth:	Height:
Overall Size:	413mm	57mm	330mm
Compartment (x25):	53mm	44mm	77mm

C NEW



C APAS10RC Professional Large Compartment Case

Specification:	Width:	Depth:	Height:
Overall Size:	337mm	79mm	278mm
Compartment Quantity/Size:			
Small Compartment (x4):	75mm	65mm	55mm
Medium Compartment (x2):	105mm	65mm	75mm
Large Compartment (x2):	160mm	65mm	80mm
Long Compartment (x1):	155mm	65mm	55mm

D NEW

Deep



D APAS8R Professional Deep Compartment Case

Specification:	Width:	Depth:	Height:
Overall Size:	413mm	148mm	330mm
Compartment Quantity/Size:			
Small Compartment (x2):	55mm	130mm	80mm
Medium Compartment (x1):	80mm	130mm	110mm
Large Compartment (x2):	100mm	130mm	155mm
Medium Long Compartment (x1):	80mm	130mm	160mm
Long Compartment (x2):	75mm	130mm	270mm

E



E APAS20 23 Compartment Assortment Case

Tough impact resistant polypropylene assortment case with 23 compartments. Small section dividers can be removed when larger parts are needed to be stored. Ideal storage for various types of small, medium or large fixings, fuses and components. Clear lid for easy identification of contents. Features two tough composite locking clips and a padlock eye suitable for padlock shackles up to Ø5mm.

Specification:	Width:	Depth:	Height:
Overall Size:	380mm	70mm	310mm
Compartment Quantity/Sizes:			
Medium Compartment (x15):	47mm	55mm	66mm
Large Compartment (x6):	57mm	55mm	66mm
Tapered Compartment (x2):	175mm	60mm	74mm

F



F APAS42 42 Compartment Double-Sided Parts Storage Case

Tough impact resistant polypropylene double-sided assortment case with 42 compartments. Reinforced composite long-life locking catches and built-in carry handle. Clear plastic lids for easy identification of contents. Each compartment divider is pressed by the lid when closed, preventing parts from sliding from one compartment to another when in transport.

Specification:	Width:	Depth:	Height:
Overall Size:	420mm	95mm	300mm
Compartments:			Quantity:
Fixed:	-	-	6
Adjustable (Removable Dividers):	-	-	36



A AP1608W
8 Drawer Machinist Toolbox

Toolbox with two large and six medium drawers, two of which are supplied with dividers, all secured behind a lockable front panel. A hinged top lid reveals a large storage area. All drawers and top are lined with green felt interior to help protect tools. Easy slide drawers for quick and easy-access to contents. Lockable lid features three catches that add extra strength when toolbox is picked up by the handle. Supplied with two keys.

Overall Size (W x D x H):	510 x 270 x 405mm
Top Compartment:	475 x 230 x 70mm
Medium Drawer (x6):	195 x 180 x 25mm
Large Drawer (x2):	440 x 180 x 45mm



E AP607
ABS Tool Case

Lightweight yet hard-wearing tool case with ABS shell which will not dent or bend. Ideal for the mobile technician. The interior features two hinged small tool storage surfaces, document pocket and adjustable/removable dividers in main compartment. Locking catches provide security. Supplied with two keys.

Overall Size (W x D x H):	500 x 400 x 190mm
----------------------------------	-------------------



H S01055
2 Drawer Portable Tool Chest with 90pc Tool Kit
For full specification, see page 58.

Siegen
1/4" & 1/2" Sq Drive
MM



B-C SEE BELOW
Aluminium Tool Cases

Tough and stylish aluminium tool cases. Perfect for the mobile technician. Great for storing video/photo-graphic equipment, games consoles and accessories. Supplied with a tool storage board and case dividers plus a set of two keys.

Model No:	Size (W x D x H):	Edges:
B AP601	450 x 350 x 155mm	Radiused
C AP603	450 x 330 x 150mm	Square



F AP616
Heavy-Duty HDPE Professional Tool Case

Lightweight yet hard-wearing tool case with an HDPE (High-density polyethylene) shell which will not bend or dent. Ideal for the mobile technician, the interior features a double-sided tool storage surface, along with adjustable/removable dividers in the main compartment. The case also features ABS and TPR corner caps for added durability and locking catches provide additional security. Supplied with two keys.

Overall Size (W x D x H):	460 x 350 x 160mm
----------------------------------	-------------------



I S01216
86pc Tool Kit with Cantilever Toolbox
For full specification, see page 58.

Siegen
1/4" & 1/2" Sq Drive
MM



D AP610
Heavy-Duty Tool Case

Versatile tool case with aluminium frame and reinforced composite panels. A foam inner lining ensures contents are kept safe. Includes internal movable dividers allowing case to be used for many applications i.e. tools, test devices, video/photo-graphic equipment, games consoles and accessories. Tool storage board ensures no space is wasted and can be detached if required. Two tough lockable catches for added security. Supplied with two keys. Shoulder strap also included.

Overall Size (W x D x H):	450 x 330 x 150mm
----------------------------------	-------------------



G AP606
ABS Tool Case

Hard-wearing tool case with ABS shell which will not dent or bend. Ideal for the mobile technician, the interior includes removable tool storage pallet and internal dividers. Locking catches provide added security. Supplied with two keys.

Overall Size (W x D x H):	460 x 350 x 150mm
----------------------------------	-------------------



J AK7980
144pc Mechanic's Tool Kit
For full specification, see page 63.

Premier

MM



Model No. AP8130 shown with optional dividers, order Model No. AP8D6.

A-B SEE RIGHT

ABS Stackable Click Together Toolboxes

Durable ABS toolboxes each with robust fold flat handle. Can be used separately or interlocked with other boxes in the range, making any combination to suit your requirements. Dividers (Model No. AP8D6), are available as an optional extra to help keep small parts separate.

	A	B
Model No:	AP8130	AP8150
Size:	Small	Medium
External Dimensions (W x D x H):	445 x 310 x 130mm	445 x 310 x 150mm
Internal Dimensions (W x D x H):	430 x 300 x 100mm	430 x 300 x 125mm
Optional Accessories:		
C Dividers:	(Pack of 6) AP8D6	(Pack of 6) AP8D6



D APTT2

Multipurpose Tote Tray

Professional quality tote tray for the storage of general-purpose tools. Features two deep compartments and two small compartments for multipurpose storage. Includes holes for screwdrivers and pliers as well as supporting grooves to assist with wood cutting. Easy to carry with sturdy grip.

Overall Size inc. Handle (W x D x H):	550 x 350 x 220mm
Internal Dimensions (W x D x H):	
X-Small Tray (x2):	35 x 90 x 60mm
Large Tray (x2):	430 x 115 x 138mm



E AP505S

505mm Stainless Steel Toolbox with Tote Tray

Heavy-duty stainless steel toolbox with integral composite tote tray. Soft grip carry handle for added comfort. Includes padlock eye for extra security.

Overall Size (W x D x H):	505 x 245 x 225mm
----------------------------------	-------------------

F AP660S

660mm Stainless Steel Toolbox with Tote Tray

Heavy-duty stainless steel toolbox with integral composite tote tray. Soft grip carry handle for added comfort. Includes padlock eye for extra security.

Overall Size (W x D x H):	660 x 280 x 225mm
----------------------------------	-------------------

A



A AP855
3 Compartment Mobile Stainless Steel/ Composite Toolbox

Mobile with heavy-duty wheels and a retractable handle. Separates into three units. Top box with tote tray, has two strong clasps and padlock hasp. Middle box features two large pull-out drawers. Base unit is an open top bin providing storage for larger items and can be secured by padlock (not included).

Specification (W x D x H):	
Overall Size:	540 x 350 x 840mm
Top Box (Internal):	475 x 235 x 145mm
Middle Box Drawers (x2) (Internal):	400 x 200 x 85mm
Base Unit (Internal):	470 x 230 x 320mm

B



Tools not included.

B AP850
Mobile Toolbox with Tote Tray & Removable Storage Box

Mobile toolbox with heavy-duty wheels for added manoeuvrability. Extendable handle aids transportation and folds away for compact storage when not in use. Two assortment compartments and bit storage device with pull down lids on top of toolbox. Detachable 14 compartment assortment box allows user to have smaller fixings and components to hand at all times. Top of toolbox opens up to give additional storage space for larger items and includes tote tray. Medium pull-out drawer includes five storage compartments. Large pull-out drawer at the base of toolbox, ideal for storing and transporting larger items.

Specification (W x D x H):	
Overall Size:	452 x 255 x 850mm
Medium Drawer:	355 x 225 x 81mm
Large Drawer:	363 x 205 x 211mm

C



C AP860
Professional Mobile Toolbox with 5 Removable Storage Cases

Mobile with two heavy-duty wheels and retractable handle. Sturdy composite frame houses five individual storage cases fitted with strong composite clasps. Trail box can be locked on each side using padlocks (not included). Toolbox shuts securely using lift and lock latches. All five storage boxes slide out of the frame separately for easy-access to the box required.

Overall Size (W x D x H):	
Overall Size:	500 x 410 x 770mm
Parts Storage Box (Small) with 25 Storage Compartments:	430 x 370 x 55mm
Part Storage Box (Large) with 13 Storage Compartments:	430 x 370 x 85mm
Parts Storage Box (Large):	430 x 370 x 85mm
Tool Box (Small):	430 x 370 x 145mm
Tool Box (Large):	430 x 370 x 300mm

D



D AP548
3 Compartment Mobile Steel/Composite Toolbox

Mobile toolbox with heavy-duty wheels for added manoeuvrability. Features an extendable handle allowing easy transportation and compact storage. Separates into three units. Top box with removable tote tray has two strong metal clasps and padlock hasp. Middle box with two ball-bearing runner drawers. Base unit is an open top bin providing storage space for larger items which can also be secured by a padlock (not included). Each unit can be used separately or combined for greater capacity.

Overall Size (W x D x H):	495 x 280 x 720mm
Medium Drawer (x2):	390 x 220 x 65mm

D





A AP580LH

580mm Toolbox with Locking Carry Handle

Strong composite toolbox with integral tote tray and small parts storage tray. Carry handle locks the lid in position even when the clasps are not shut. Toolbox can be used as a step with a maximum weight capacity of 120kg. 510mm Measuring scale moulded in to the toolbox and a padlock eye for security (padlock not included).

Overall Size (W x D x H): 580 x 285 x 290mm
Internal Dimensions (W x D x H): 510 x 210 x 270mm



All models include padlock hole and extra-large clasps.

B-D SEE BELOW

Toolboxes with Tote Tray

Tough composite toolbox and organisers. Lid features folding comfort grip carry handle and three flip lid organisers containing fixed compartments. Main storage compartment suitable for hand tools and small power tools, also includes tote tray. Two tough clasps hold the toolbox shut with additional padlocking facility for extra security (padlock not included).



E AP490

490mm Toolbox with Tote Tray

Tough composite construction. Lid features folding comfort grip carry handle and two flip lid organisers with four fixed compartments in each. Main storage compartment suitable for hand tools and small power tools, also includes tote tray. Two tough clasps hold the toolbox shut with padlocking facility (padlock not included).

Overall Size (W x D x H): 490 x 240 x 240mm

	B	C	D
Model No:	AP410	AP430	AP560
Fixed Compartments:	3	5	6
Overall Size (W x D x H):	410 x 209 x 195mm	430 x 250 x 238mm	560 x 291 x 280mm
Internal Dimensions (W x D x H):*	365 x 145 x 141mm	390 x 140 x 180mm	475 x 201 x 200mm

*Without tote tray.



F AP533

510mm Toolbox with Tote Tray

Heavy-duty steel toolbox with integral tote tray and composite carry handle. Also features recessed carry handles on either end to aid lifting/transportation. Includes padlock hasp for extra security.

Overall Size (W x D x H): 510 x 220 x 240mm



G AP535

495mm Toolbox with Tote Tray

Lid features folding carry handle, two flip lid organisers with four fixed compartments in each. Main storage compartment suitable for hand tools and small power tools, also includes tote tray. Two tough metal locking clasps, both with padlock eye for extra security.

Overall Size (W x D x H): 495 x 230 x 250mm



A-B SEE BELOW

530mm 4 Tray Cantilever Toolboxes

Traditional cantilever design with four tool trays and central tool storage area. Top flaps accept padlock (not included), for extra security.

Model No:	Colour:
A AP521	Red
B AP521HV	Green
Size (W x D x H):	530 x 210 x 220mm

C AP2602BB

2 Drawer Portable Toolbox with Ball-Bearing Slides

Small and compact storage coupled with the design and durability of a top chest. Features tough composite carry handle, smooth ball-bearing drawer runners and a steel hasp that can be locked using a padlock (not included).

Overall Size (W x D x H):	360 x 230 x 230mm
Drawer Size (W x D x H):	320 x 210 x 55mm



D-E SEE RIGHT

510mm 3 Drawer Portable Topchests

The storage capacity of a tool chest coupled with the versatility of a carry-type toolbox. Features tough composite top handle, smooth 25mm ball-bearing drawer slides and two strong locking hasps which can be locked using a padlock (not included). Model No. AP9243BBHV also features a stylish treadplate finish on the top of the chest.

2 YEAR GUARANTEE*

Model No:	Colour:		
D AP9243BB	Red		
E AP9243BBHV	Green		
Specification (W x D x H):	Width:	Depth:	Height:
Overall Size:	510mm	225mm	300mm
Drawer Size (x3):	455mm	190mm	45mm



F AP1003

585mm 3 Drawer Portable Toolbox

Has the storage capability of a tool chest coupled with the versatility of a carry-type toolbox. Drawers are automatically locked when lid is closed. Two tough metal locking clasps, both with padlock eye for extra security (padlock not included).

Specification:	Width:	Depth:	Height:
Overall Size:	585mm	250mm	340mm
Drawer Size:	455mm	190mm	45mm



G AP547

500mm 2 Drawer Toolbox

Heavy-duty toolbox with a steel and polypropylene construction including a removable tote tray. Has the storage capability of a tool chest coupled with the versatility of a carry-type toolbox. Two ball-bearing runner drawers automatically lock when lid is shut, preventing accidental opening when being carried or in transit. Two metal clasps ensure the lid stays shut and hasp allows a padlock to be used for added security (padlock not included).

Specification:	Width:	Depth:	Height:
Overall Size:	500mm	255mm	300mm
Drawer Size:	390mm	220mm	50mm



A AP301
300mm Tool Storage Bag with Multiple Pockets

Heavy-duty tool storage bag constructed of tough polyester with padded base for added durability. Adjustable shoulder strap can be hooked onto metal clasps for carrying heavier loads. Multiple inner pockets, outer pockets and tool loops for complete organisation. Cushioned carry handles and metal frame zip.

Overall Size (W x D x H):	300 x 200 x 255mm
Strap Length:	1.5m
Outer Pockets:	30
Inner Pockets:	10



D AP507
485mm Tool Storage Bag

Heavy-duty tool bag. Tough polyester construction with rigid base and ends. Supported on five composite feet. Features three external open pockets and seven covered by hook-and-loop sealed flaps. Main compartment has five pockets and can be fully enclosed. Supplied with adjustable shoulder strap and foam padded metal carry handle.

Overall Size (W x D x H):	485 x 250 x 350mm
Strap Length:	950mm
Outer Pockets:	10
Inner Pockets:	5



G AP518
200mm Technician's Utility/Tool Storage Bag

Open top design allows the user excellent visibility and access to tools and parts. Tool bag features a measuring tape clip and a hanging loop clip. Base compartment is secured by double flap covers, which is ideal for small power tools or consumables such as drill bit sets. Features adjustable shoulder strap and PVC carry handle.

Size (W x D x H):	200 x 220 x 230mm
Lower Compartment Size (W x D x H):	170 x 210 x 65mm
Strap Length:	990mm
Outer Pockets:	18
Inner Pockets:	8



B AP500
500mm Tool Storage Bag

Heavy-duty tool bag constructed of tough polyester with padded base for added durability. Adjustable shoulder strap can be hooked to metal clasps for carrying heavier loads. Features twelve inner pockets and twelve outer pockets for optimum organisation, cushioned carry handles and metal frame zip.

Size (W x D x H):	500 x 280 x 330mm
Strap Length:	1.5m
Outer Pockets:	12
Inner Pockets:	12



E AP509
305mm Rubber Bottom Tool Storage Bag

Heavy-duty tool bag constructed from tough polyester with a hard-wearing rubber base. Single internal compartment with built-in pockets enclosed with an industrial grade zip. Keeps tools clean, dry and organised at home or on the job. External features include carry strap for oversized items such as a spirit level and two end pockets, robust carry handles and a strong shoulder strap for easy portability.

Overall Size (W x D x H):	305 x 185 x 255mm
Strap Length:	750mm
Outer Pockets:	5
Inner Pockets:	8



H AP513
500mm Tool Storage Bag

Heavy-duty tool bag constructed from tough polyester with a rigid waterproof rubber base for added durability. Keeps tools clean, dry and organised at home or on site. Two storage compartments feature a total of 15 internal pockets, an aerosol can holder and hook-and-loop retaining strap. External features include an adjustable padded shoulder strap, rubber grip hook-and-loop carry handles, four hanging D-rings and nine pockets.

Overall Size (W x D x H):	500 x 240 x 320mm
Strap Length:	1.1m
Outer Pockets:	9
Inner Pockets:	15



C AP508
560mm Tool Storage Bag

Durable polyester fabric tool bag with padded base. Features six internal and eight external pockets for optimum organisation of tools. Cushioned carry handles for comfortable use.

Overall Size (W x D x H):	560 x 360 x 460mm
Outer Pockets:	8
Inner Pockets:	6



F AP512
450mm Wheeled Tool Storage Bag

Heavy-duty wheeled tool bag of rigid construction with nine internal and eleven external pockets. Single compartment enclosed with a zip. Two strong carry handles and extendable metal handle for easy transportation.

Overall Size (W x D x H):	450 x 260 x 420mm
Outer Pockets:	11
Inner Pockets:	9



I AP505
500mm Open Tool Storage Bag

Heavy-duty open tool bag with rigid base and ends, adjustable shoulder strap and metal carry handle with foam padding. Featuring ten external pockets, two of which have zips, four internal pockets and various tool loops allowing for optimum organisation. Manufactured from tough polyester.

Overall Size (W x D x H):	500 x 250 x 295mm
Strap Length:	1.2m
Outer Pockets:	10
Inner Pockets:	4



A AP519
480mm Tool Backpack
 Spacious backpack manufactured from heavy-duty polyester. Tough plastic base protects tools. Main compartment has three zipped pockets and ten open pockets to keep tools organised. Separate zipped front pocket with internal small zip pocket. Two additional side pockets. Adjustable straps.

Size (W x D x H): 390 x 200 x 480mm
Main Pocket Size (W x D): 380 x 170mm



B AP520
490mm Tool Backpack
 Spacious backpack manufactured from heavy-duty polyester. Tough plastic base protects tools. Main compartment has three zipped pockets and ten open pockets to keep tools organised. Separate zipped front pocket with internal padded laptop pocket. Document storage pocket with adjustable clips. Padded adjustable straps and back for comfort.

Size (W x D x H): 390 x 200 x 490mm
Main Pocket Size (W x D): 380 x 170mm



C RSBP1
430mm Backpack with Reflective Strips
 Durable 23L polyester rucksack with a padded internal laptop pocket, suits most 15" laptops. Design includes zipped main pockets, high visibility reflective strip on adjustable straps, back pocket and two elasticated side pockets.

Size (W x D x H): 305 x 180 x 430mm
Main Pocket Size (W x D): 280 x 170mm



D RSBP2
450mm Backpack
 Durable 20L rucksack manufactured from polyester. Spacious design with two zipped pockets, a carry handle and adjustable padded straps.

Size (W x D x H): 300 x 180 x 450mm
Main Pocket Size (W x D): 280 x 170mm



Model No. AP519 and AP520 have tough plastic bases, which protect tools and keep backpacks dry.




Model No. AP520 is fitted with tough adjustable straps.



E SMC44
16-Pocket Mechanic's Tool Apron
 See page 351 for full details.



F SMC45
10-Pocket Tool Roll
 See page 351 for full details.



G STBL01
Double Pouch Leather Tool Belt
 Double pocket split leather tool belt. Comprises of 11 pockets including two large pouches, two hammer loops, two nail pouches, a knife holder, measuring tape holder and four screwdriver holders. Adjustable 50mm wide webbing belt (maximum 48") with side release type buckle.

No. of Pockets: 11
Overall Size (W x D x H): 500 x 70 x 200mm
Main Compartment Size: 150 x 40 x 150mm



H WTTB19
440mm Worksafe® Tool Bag
 Heavy-duty tool bag constructed from tough polyester with a hard-wearing plastic base. Single internal compartment with built-in pockets enclosed with an industrial grade zip. Keeps tools clean, dry and organised at home or on the job.

No. of Pockets: 6 Outer, 10 Inner
Strap Length: 1020mm
Size (W x D x H): 440 x 260 x 300mm
Main Compartment Size (W x D): 430 x 250mm



I AP600JB
600mm Trolley Jack Bag
 Primarily designed for the tidy and convenient storage of trolley jacks. Tough polyester construction with rigid base. Five hook-and-loop pads on the base to prevent movement whilst stored in the boot of a car. Two internal and two external pockets. Supplied with foam padded shoulder strap.

No. of Pockets: 2 Outer, 2 Inner
Size (W x D x H): 600 x 300 x 200mm
Main Pocket Size (W x D): 590 x 290mm



A-B SEE BELOW

Brass Body Padlocks

Extruded brass bodied padlocks with hardened and plated steel shackles. Brass cylinder with twin bar locking mechanism. Supplied with three keys.

	A	B
Model No:	S0987	S0989
Body Dimensions (W x D x H):	40 x 14 x 32mm	40 x 14 x 32mm
Shackle Diameter (T):	Ø6mm	Ø6mm
Shackle Max. Internal Height (X):	24mm	64mm
Shackle Max. Internal Width (Y):	21mm	21mm

C S0992

Brass Body Padlock with Brass Cylinder Keyed Alike - Pack of 4

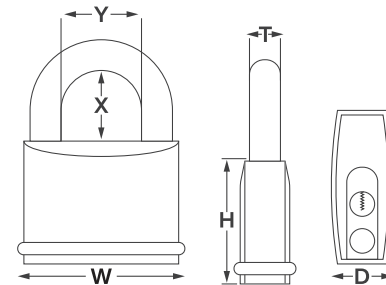
Pack of four extruded brass body padlocks with hardened and plated steel shackles. Brass cylinder with twin bar locking mechanism. All four padlocks feature the same cylinder identification, so any one of the 12 keys supplied will fit each padlock within the pack. Specification as Model No. S0987, see **A** left.



D-G SEE BELOW

Brass Body Padlocks

Key operated padlocks with corrosion resistant brass bodies and hardened steel shackles. Featuring precision tumbler locking mechanisms. All supplied with three keys and have a security rating of 2.



Padlock Dimensions



Security Rating

All Sealey padlocks show an indicative security rating. The higher the number, the greater the security provided. Siegen models do not come with any security rating but are priced competitively and are an ideal deterrent. Sealey do not accept any liability should padlock security be breached.

Please also note that for security reasons, we do not supply spare keys for padlocks and suggest that you have spares cut by a local locksmith and store them in a secure location if required.

	D	E	F	G
Model No:	PL100	PL101	PL102	PL102L
Body Dimensions (W x D x H):	30 x 13 x 27mm	40 x 14 x 33mm	50 x 16 x 39mm	50 x 16 x 39mm
Shackle Diameter (T):	Ø5mm	Ø6.5mm	Ø8mm	Ø8mm
Shackle Max. Internal Height (X):	16mm	21.5mm	25mm	55mm
Shackle Max. Internal Width (Y):	15mm	20.5mm	26mm	26mm
Security Rating:	2	2	2	2



H PL301C

40mm Steel Body Combination Padlock

Laminated steel body combination padlock with steel chrome finished shackle. Three easy-to-read number wheels, easily set and reset, with combination range from 001-999. Full body cover to prevent damage to locked item.



I PL302CW

48mm Steel Body Weatherproof Combination Padlock

Weatherproof combination padlock. Composite coated laminated steel body and hardened steel shackle. Dual lever locking mechanism. Four easy-to-read number wheels easily set and reset with combination range from 0000-9999.

	H	I
Model No:	PL301C	PL301CW
Body Dimensions (W x D x H):	40 x 22 x 37mm	48 x 29 x 48mm
Shackle Diameter (T):	Ø6mm	Ø10mm
Shackle Max. Internal Height (X):	25mm	24mm
Shackle Max. Internal Width (Y):	21mm	23mm
Security Rating:	4	4
Number Wheels:	3	4

Premier™

A-B SEE RIGHT

Steel Body Combination Padlocks

Heavy-duty combination padlocks with hardened weather protected steel body and Chrome Molybdenum shackle. Four easy-to-read number wheels with a wide range of combinations from 0000-9999. Versatile keyless padlocks, to suit any application. Security rating 9.



A-C



C PL603S

Steel Body Shrouded Shackle Combination Padlock

Heavy-duty combination padlock with hardened weather protected steel body and shrouded Chrome Molybdenum steel shackle. Four easy-to-read number wheels with a wide range of combinations from 0000-9999. Versatile keyless padlock, to suit any application. Security rating 9.

Body Dimensions (W x D x H):	62 x 34 x 77mm
Shackle Diameter (T):	Ø11mm
Shackle Max. Internal Height (X):	25mm
Shackle Max. Internal Width (Y):	22mm
Security Rating:	9
No. of Number Wheels:	4

E-F SEE BELOW

Steel Body Padlocks

Heavy-duty, hardened steel weather protected bodies with bumpers to protect locked item. Both feature Chrome Molybdenum steel shackle, 6-pin brass cylinder with dual stainless steel ball locking mechanism. For added protection both padlocks have anti-drill, anti-pick and bump protection. Supplied with two keys and have a security rating 9 or 10.

Model No:	PL503	PL504
Body Dimensions (W x D x H):	61 x 32 x 56.5mm	70 x 34 x 64mm
Shackle Diameter (T):	Ø11mm	Ø14mm
Shackle Max. Internal Height (X):	27mm	30mm
Shackle Max. Internal Width (Y):	32mm	30mm
Security Rating:	9	10



Model No:	PL603	PL603L
Body Dimensions (W x D x H):	62 x 34 x 54mm	62 x 34 x 54mm
Shackle Diameter (T):	Ø11mm	Ø11mm
Shackle Max. Internal Height (X):	25mm	50mm
Shackle Max. Internal Width (Y):	22mm	22mm
Security Rating:	9	9
No. of Number Wheels:	4	4

D PL503S

Steel Body Shrouded Shackle Padlock

Hardened weather protected solid steel body with bumper to protect locked items. Featuring Chrome Molybdenum shrouded steel shackle. 6-Pin brass cylinder with dual stainless steel ball locking mechanism, plus anti-drill, anti-pick and bump protection. Supplied with two keys. Security rating 10.

Body Dimensions (W x D x H):	61 x 32 x 93mm
Shackle Diameter (T):	Ø11mm
Shackle Max. Internal Height (X):	27mm
Shackle Max. Internal Width (Y):	32mm
Security Rating:	10



Sealey Premier Line Padlocks

Our Premier Line range of padlocks offer the highest level of security. All models are supplied with Chrome Molybdenum shackles. Keyed models have anti-drill, anti-pick and bump protection and are supplied with two keys. For security purposes we don't supply replacement keys and suggest that spare keys are cut by a local locksmith and stored in a secure location.




A-G SEE BELOW

Key Cabinets

Steel construction with durable coating for corrosion resistance. Fitted with high quality cylinder type lock and supplied with two keys. Numbered, colour-coded hook bars are adjustable to suit varying key sizes. Supplied with index card for easy key location. Includes mounting screws and wall plugs. Extra depth on Model No. SKC100D with extra width on Model No's SKC100W and SKC200W allows storage of key bunches and unusually shaped keys.

Model No:	Key Capacity:	Size (W x D x H):
A SKC50	50	375 x 80 x 550mm
B SKC100	100	375 x 80 x 550mm
C SKC100D	100	375 x 140 x 550mm
D SKC200	200	375 x 140 x 550mm
E SKC300	300	375 x 205 x 550mm
F SKC100W	100	725 x 80 x 550mm
G SKC200W	200	725 x 80 x 550mm



H-J SEE BELOW

Electronic Key Cabinets

Heavy-duty construction with twin locking bolts. Simple to operate electronic keypad accepts numbers between three and eight digits, giving millions of combinations. Three LEDs show security, power and operating status. Also supplied with two keys for manual override should batteries fail. Numbered, colour-coded hook bars are adjustable to suit varying key sizes. Includes mounting screws and wall plugs. Batteries not included.

Model No:	Key Capacity:	Size (W x D x H):
H SEKC25	25	320 x 120 x 310mm
I SEKC50	50	400 x 120 x 340mm
J SEKC100	100	400 x 120 x 550mm



K SKFS01 Key Lock Floor Security Safe

Heavy-duty steel construction with triple locking bolts. Powder coated finish to help prevent corrosion. Compact design, pre-drilled holes and security fixings allow safe to be fixed into the floor and be hidden away discreetly. Supplied with two keys.

External Size (W x D x H):	260 x 400 x 140mm
Internal Size (W x D x H):	225 x 315 x 90mm
Weight:	12kg



100 Keys **HEAVY DUTY**



A SKL1
Key Lock Box

Steel construction with durable baked powder coating for corrosion resistance. Fitted with high quality 3-digit tumbler lock giving hundreds of combinations. Includes mounting screws and wall plugs.


External Size (W x D x H):	100 x 60 x 145mm
Internal Size (W x D x H):	85 x 20 x 130mm



B SCB2
200 x 160 x 90mm
Key Lock Cash Box

Sturdy steel construction with rounded corners and reinforced locking catch plate. Fitted with high quality cylinder type lock and supplied with two keys. Hinged lid with recessed handle allowing boxes to be stacked. Supplied with removable six compartment coin tray.

Coin Compartments:	6
Overall Size (W x D x H):	200 x 160 x 90mm



Cylinder type lock with two keys on these three models.

C-E SEE BELOW
Key Cabinets with Key Tags

Seamless steel construction with durable coating for corrosion resistance. Fitted with high quality cylinder type lock and supplied with two keys. Piano hinged door with catch plate gives added security. Supplied with a pack of colour-coded key tags. Includes mounting screws and wall plugs.

Model No:	Key Capacity:	Size (W x D x H):
C SKC20	20	160 x 80 x 200mm
D SKC45	45	240 x 80 x 300mm
E SKC93	93	240 x 80 x 300mm



20 Keys



45 Keys



93 Keys

F-G SEE BELOW
Key Tumbler Lock Key Cabinets

Seamless steel construction with durable coating for corrosion resistance. High quality cylinder type lock with tumbler security system. Piano hinged door with catch plate gives added security. Supplied with number tags. Includes mounting screws and wall plugs. Colour-coded key tags not included (see H).

Model No:	Key Capacity:	Size (W x D x H):
F SKC820	20	160 x 80 x 200mm
G SKC836	36	240 x 80 x 300mm



20 Keys



36 Keys

Cylinder type lock with tumbler security on these two models. **Note:** Colour-coded tags not included (see H).



H SKTAG50
50pc Key Tag Assortment

Assorted colour-coded key tags. Ideal for use in key cabinets for easy referencing.

Pack Quantity:	50
-----------------------	----



A SCFS04
Electronic Fireproof Safe

Heavy-duty ABS shell with a four bolt, door locking mechanism. Dual wall filled with cellular concrete. Electronic panel with LCD screen, accepts thousands of 6-digit codes. Also supplied with two emergency override keys. Offers up to one hour fire resistance with UL approval. Batteries not included.

External Size (W x D x H):	450 x 380 x 305mm
Internal Size (W x D x H):	340 x 240 x 190mm
Wall/Door Thickness:	55/80mm



Four Locking Bolts.



Safety Deposit Slot

B SECS01DS
Electronic Combination Deposit Safe

Heavy-duty construction with twin locking bolts. Simple to operate electronic keypad accepts numbers between 3 and 8-digits, giving millions of combinations. Features safety deposit slot. Three LEDs show security, power and operating status. Also supplied with two keys for manual override should batteries fail. Includes mounting screws and wall plugs. Batteries not included.

External Size (W x D x H):	350 x 250 x 250mm
Internal Size (W x D x H):	345 x 230 x 245mm
Slot Size (W x H):	145 x 10mm
Thickness Wall/Door:	2/4mm



C-D SEE BELOW

Key Lock Safes


Heavy-duty steel construction with twin locking bolts. Powder coated finish to help prevent corrosion. Compact design, pre-drilled holes and security fixings allow the safes to be fixed to the floor or to the wall and hidden away discreetly. Model No. SKS04 includes two shelves. Supplied with two keys.

Model No:	External Size (W x D x H):	Internal Size (W x D x H):	Thickness Wall/Door:	Shelf Qty:
C SKS01	350 x 250 x 250mm	345 x 230 x 245mm	2/4mm	n/a
D SKS04	350 x 330 x 500mm	345 x 310 x 495mm	2/4mm	2

E AP95
Airbag Cabinet

Mandatory safe storage for airbag and seat belt pre-tensioner charges. This cabinet is made from 2mm thick sheet steel and is fitted with a quality slam type lock. Keeps charges safe from theft or tampering. Can be wall mounted.

Size (W x D x H):	457 x 307 x 614mm
--------------------------	-------------------



PADLOCKS
See pages 1070 to 1071 for full range of padlocks.



A-G SEE BELOW

Electronic Combination Safes

Heavy-duty construction with twin locking bolts. Simple to operate electronic keypad accepts numbers between 3 and 8-digits, giving millions of combinations. Three LEDs show security, power and operating status. Also supplied with two keys for manual override should batteries fail. Includes mounting screws and wall plugs. Batteries not included.



Simple to operate electronic keypad accepts numbers between 3 and 8-digits, giving millions of combinations.



Twin locking bolts on all models.



Supplied with two keys for manual override should batteries fail.

Model No:	External Size (W x D x H):	Internal Size (W x D x H):	Thickness Wall/Door:	Shelves:
A SECS00	310 x 200 x 200mm	306 x 182 x 196mm	2/4mm	n/a
B SECS01	350 x 250 x 250mm	346 x 232 x 246mm	2/4mm	n/a
C SECS02	380 x 300 x 300mm	376 x 282 x 296mm	2/4mm	1
D SECS03	450 x 365 x 250mm	446 x 348 x 246mm	2/4mm	n/a
E SECS04	350 x 330 x 500mm	346 x 312 x 496mm	2/4mm	2
F SECS05	380 x 360 x 575mm	376 x 330 x 571mm	2/4mm	2
G SECS06	514 x 480 x 890mm	510 x 470 x 886mm	2/4mm	2

A-B SEE RIGHT

Truck Boxes

Manufactured from heavy gauge steel with seam welded joints. Folded lips add strength and rigidity. Box may be secured with a padlock hidden in recess at the front. Tamperproof locking system protects padlock for extra security. Features industrial strength handles on each side of box for manoeuvrability. Lid features gas support strut(s) for easy-opening. Both models are also fitted with welded feet allowing unit to be moved by forklift. Feet have pre-drilled holes for the option of securing in one place or for easy attachment of four heavy-duty castors (optional extra, order Model No. STBWK). Suitable for secure storage of tools and heavy equipment on site, in-vehicle, workshop or at home.



C STBWK

Castor Wheel Kit for SSB02E & STB03E

Includes a set of four Ø125mm castor wheels, two of which are locking.

Quantity per Pack:	4
Size:	Ø125mm
Applications:	SSB02E, STB03E



2 YEAR
GUARANTEE



Model No:	STB03E	SSB02E
Width:	910mm	1220mm
Depth:	430mm	620mm
Height:	560mm	700mm
Weight:	36kg	60kg
Optional Wheel Kit:	STBWK	STBWK



D-E SEE RIGHT

Truck & Site Boxes

Manufactured from heavy gauge steel with seam welded joints. Folded lips add strength and rigidity. Enamel finish helps prevent corrosion. Boxes may be secured with a padlock hidden in recess at the front. Features heavy-duty handle on each end of box for manoeuvrability. Lid is secured with locked arm when open. Both models are also fitted with welded feet allowing units to be moved by forklift. Feet have pre-drilled holes for the option of securing in place. Suitable for secure storage of tools and heavy equipment, on site, in-vehicle, workshop or at home.



2 YEAR
GUARANTEE



Model No:	STB02	SSB01
Width:	1065mm	1220mm
Depth:	610mm	610mm
Height:	595mm	700mm
Weight:	52kg	62.5kg

A-B SEE BELOW

Truck Boxes

Welded steel construction with folded lips for added strength and rigidity. These boxes feature recessed heavy-duty handles on the sides and front to aid manoeuvrability. Lid is supported by two gas struts to enable smooth opening and to hold open when required. For added security the boxes feature anti-jemmy bars on the inside and outside. Suitable for secure storage of tools and heavy equipment, on site, in-vehicle, workshop or at home. Supplied with two keyed alike locks and six keys.

Model No:	Width:	Depth:	Height:	Weight:
A STB06	935mm	470mm	450mm	37kg
B STB07	1275mm	470mm	450mm	47kg



C-D SEE BELOW

Site Boxes

Welded steel construction with folded lips for added strength and rigidity. These boxes feature recessed heavy-duty handles on the sides and front to aid manoeuvrability. Lid is supported by two gas struts to enable smooth opening and to hold open when required. Both models feature welded feet which allow the user to move with either a forklift, pallet truck, or to attach Model No. STVWK (optional castor wheel kit). For added security the boxes feature anti-jemmy seams on the inside and outside. Suitable for secure storage of tools and heavy equipment, on site, in-vehicle, workshop or at home. Supplied with two keyed alike locks and six keys.

Model No:	Width:	Depth:	Height:	Weight:
C SSB06	1125mm	610mm	625mm	78kg
D SSB07	1125mm	610mm	925mm	95kg



E STV01 Tool Vault

Welded steel construction with folded lips for added strength and rigidity. The tool vault features recessed heavy-duty handles on the sides and front to aid manoeuvrability. Lid is supported by two gas struts to enable smooth opening and to hold open when required. The vault also features welded feet which allow the user to move with either a forklift, pallet truck, or to attach Model No. STVWK (optional castor wheel kit). An additional storage shelf inside the unit is ideal for having tools in clear view and at arms length, ready for the job in hand. For added security the vault features anti-jemmy seams on the inside and outside. Suitable for secure storage of tools and heavy equipment, on site, in-vehicle, in the workshop or at home. Supplied with two keyed alike locks and six keys.

Width:	1125mm
Depth:	610mm
Height:	1275mm
Weight:	182kg



F STVWK Castor Wheel Kit for SSB06, SSB07 & STV01

Includes a set of four Ø125mm heavy-duty castor wheels, two of which are locking.
Size: Ø125mm
Applications: SSB06, SSB07, STV01



**2 YEAR
GUARANTEE***

**American
ALLOY
PRO**

A-C SEE RIGHT

Steel Storage Chests

Manufactured from heavy gauge steel. Supplied flat-packed. Quick and easy to assemble with all nuts and bolts hidden from view once unit is built up. Enamel finish helps prevent corrosion. Features a cylindrical lock for added security. Suitable for site, workshop and home use.

	A	B	C
Model No:	SB565	SB765	SB1200
Width:	565mm	765mm	1200mm
Depth:	350mm	350mm	450mm
Height:	320mm	320mm	360mm
Weight:	8.25kg	12kg	20kg

D PTB91505

5 Drawer Heavy-Duty Site Box

Manufactured from 1.2mm steel, this site box features a lockable front panel which opens in unison with the lid, supported by two gas struts for smooth operation. The box features five ball-bearing slide drawers (each with 45kg capacity) along with an open top storage space ideal for larger tools and quick access. Heavy-duty handles on either side of the job site box aid positioning. Welded feet on the base of the box enable use with either a forklift or pallet truck to move around the work area. The feet are also supplied with pre-drilled holes for securing in place. Suitable for secure storage of tools on site, in-vehicles, workshops or even at home. The job site box also doubles up as a bench.



Specification:	Width:	Depth:	Height:
Overall Size:	915mm	505mm	705mm
Small Drawer (x4):	720mm	400mm	45mm
Large Drawer (x1):	720mm	400mm	120mm
Weight:	81kg		



A-C SEE BELOW & RIGHT

Cargo Storage Cases

Rotationally moulded from heavy-duty polypropylene material, which is UV stabilized and impact resistant. Features a water and dust tight rubber seal along with two side carry handles. Recessed latches for added security to help prevent the use of bolt croppers, latches are also suitable for padlocks (not supplied) allowing additional security. Ideal for the safe storage of tools, electronics and photographic equipment. Cases will not rust or dent and are resistant to water, dust, chemicals and oil. Suitable for a variety of applications including pickup trucks, shipping, storage and use with roof racks. Specially designed base and lid enables cases to be stacked efficiently and reduces movement when in transit.



A RMC710
710mm Cargo Storage Case

External Dimensions (W x D x H):	710 x 425 x 330mm
Internal Dimensions (W x D x H):	660 x 375 x 250mm
Capacity:	62L
Weight:	8.65kg



C RMC1020
1020mm Cargo Storage Case

External Dimensions (W x D x H):	1020 x 620 x 510mm
Internal Dimensions (W x D x H):	970 x 600 x 415mm
Capacity:	237L
Weight:	19.3kg



Recessed handle for easy handling. Features a water and dust tight rubber seal.



B RMC870
870mm Cargo Storage Case

External Dimensions (W x D x H):	870 x 530 x 425mm
Internal Dimensions (W x D x H):	820 x 500 x 320mm
Capacity:	131L
Weight:	12.5kg



A-C
Specially designed base and lid enables cases to be stacked efficiently and reduces movement while in transit.

A NEW

5 YEAR
GUARANTEE*

B NEW

Superline
PRO

A-B SEE BELOW

925mm Modular Shelf Van Storage Units

Universally designed to fit medium and large vans. Choose between flat or slanted shelves that can be height adjusted in 25mm increments. Designed to fit close to the interior walls of the van freeing up precious floor space. Robust steel construction with perforated tool side panels for extra organisation. Flat shelves are supplied with steel dividers that adjust every 75mm. Supplied flat packed with six brackets to ensure security and rigidity. Lockable door APMSV03 available (not included).

	A	B
Model No.	APMSV01	APMSV02
Overall Size (W x D x H):	926 x 380 x 1300mm	926 x 380 x 1300mm
Shelf Size (x4):	925 x 370 x 225mm	925 x 370 x 225mm
Shelf Partitions:	8	2
Shelf Type:	Flat (x4)	Slanted (x3), Flat (x1)

C NEW

Superline
PRO5 YEAR
GUARANTEE*

C APMSV03

Modular Lockable Storage Door

Versatile sprung system fits Model No's APMSV01 and APMSV02 allowing you to place the door in any section of the frame to create a lockable space. Robust steel construction with strong cylinder lock supplied with two keys.

Overall Size (W x H): 850 x 300mm

D NEW

Superline
PRO5 YEAR
GUARANTEE*

E NEW

5 YEAR
GUARANTEE*

F NEW

Superline
PRO

D-F SEE BELOW

Modular Shelf Van Storage Systems

Universally designed to fit medium and large vans. Versatile shelves and dividing system allows you to maximise your storage space with minimal effort with lockable door (APMSV03) included. Designed to fit close to the interior walls of the van freeing up precious floor space. Robust steel construction. Perforated tool side panels for extra organisation. Four shelves that can be height adjusted in 25mm increments. Eight dividers that adjust every 75mm ideal for parts trays and plastic parts bins. Supplied flat packed with six brackets to ensure security and rigidity.

Model No:	Contents:	Shelf Type:
D APMSVCOMBO1	APMSV01, AMPMV03	Flat (x4)
E APMSVCOMBO2	APMSV02, AMPMV03	Slanted (x3), Flat (x1)
F APMSVCOMBO3	APMSV01, APMSV02, AMPMV03	Slanted (x3), Flat (x5)

CONSUMABLES

 [back to Section List](#)



Abrasives

1122-1123

Brake Pipes & Accessories

1112-1113

Grease & Fittings

1114-1115

Pressure Sprayers

1134

Adhesives & Sealants

1120-1121

Cable Ties

1109

Hand Cleaning

1139

Rivets

1088-1089

Aerosols

1117-1119

Car Shampoo & Detergents

1136

Heat Shrink Tubing

1104-1105

Shot Blasting

1140

Assortment Boxes

1082-1101

Castor Wheels

1141-1145

Hose Clips

1085-1087

Soldering Accessories

1124

Automotive Cables

1103

Crimp Terminals

1098-1102

Nails & Staples

1124-1125

Tapes

1106-1107

Automotive Fuses & Holders

1096-1097

CVJ Boots & Clamps

1110

Oils

1116

Trim Clips

1126-1133

Battery Terminals

1108

Degreaser

1137

Paint Brushes

1135

Tyre & Wheel Maintenance

1111

Blades

1125

Fasteners & Fixings

1088-1094

Paper Rolls & Wipes

1138-1139

Windscreen Repair Kits

1139



A AB007RP
300pc Spring Roll Pin Assortment

Contents (Approximate Quantity): Diameter x Length; Ø2.5 x 25, 2.5 x 30, 3 x 24, 3 x 40, 4 x 25, 4 x 40, 5 x 24, 5 x 40, 6 x 25, 6 x 40, 8 x 25, 8 x 55mm (25 of each)



B AB006RP
300pc Spring Roll Pin Assortment - Imperial

Contents (Approximate Quantity): Diameter x Length; Ø3/32" x 1" (x40), 1/8" x 1" (x40), 1/8" x 1-1/2" (x40), 5/32" x 1" (x30), 5/32" x 1-1/2" (x25), 3/16" x 1" (x25), 3/16" x 1-1/2" (x25), 1/4" x 1" (x25), 1/4" x 1-1/2" (x20), 5/16" x 1" (x20), 5/16" x 2" (x10)



C AB027CW
250pc Diesel Injector Copper Washer Assortment

Contents (Approximate Quantity): ID x OD x Thickness; Ø6 x Ø10 x 1 (x20), 10 x 13.5 x 1 (x20), 10 x 20 x 1 (x20), 12 x 16 x 1.5 (x20), 14 x 18 x 1.5 (x20), 16 x 20 x 1.5 (x15), 21 x 25 x 1 (x10), 8 x 11.5 x 1 (x20), 10 x 14 x 1 (x20), 10 x 20 x 2 (x20), 12 x 18 x 1.5 (x20), 14 x 20 x 1.5 (x20), 17 x 21 x 1.5 (x15), 22 x 27 x 1mm (x10)




D AB020CW
250pc Copper Sealing Washer Assortment

Contents (Approximate Quantity): ID x OD x Thickness; Ø5 x Ø9 x 1 (x20), 6 x 10 x 1 (x20), 6 x 12 x 1 (x20), 8 x 12 x 1 (x20), 8 x 14 x 1 (x20), 10 x 14 x 1 (x20), 10 x 16 x 1 (x20), 12 x 16 x 1.5 (x15), 12 x 18 x 1.5 (x15), 14 x 18 x 1.5 (x15), 14 x 20 x 1.5 (x15), 16 x 20 x 1.5 (x10), 16 x 22 x 1.5 (x10), 18 x 22 x 1.5 (x10), 18 x 24 x 1.5 (x10), 20 x 26 x 1.5mm (x10)



E AB014FW
600pc Fibre Washer Assortment

Contents (Approximate Quantity): ID x OD x Thickness; Ø5 x Ø9 x 1 (x160), 6 x 10 x 1 (x100), 8 x 12 x 1 (x100), 10 x 14 x 1 (x100), 12 x 18 x 1.5 (x60), 14 x 20 x 1.5 (x40), 16 x 22 x 1.5 (x20), 18 x 24 x 1.5mm (x20)



F ACOR225
225pc Air Conditioning Rubber O-Ring Assortment

Contents (Approximate Quantity): ID x Thickness; Ø3 x 1, 4 x 1, 4.5 x 2, 5 x 2, 6 x 2, 6 x 2.5, 6 x 3, 7 x 2, 8 x 2mm (20 of each), 9 x 2, 10 x 2, 12 x 3, 13 x 3, 14 x 2.5, 17 x 2.5, 18 x 4, 20 x 2, 22 x 2mm (5 of each)



G-J SEE BELOW
In-Line Fuel Filters

	G	H	I	J
Model No:	ILFS10	ILFM10	ILFL5	ILDF5
Inlet/Outlet Diameter:	Ø7mm	Ø8mm	Ø8mm	Ø7mm
Fuel:	Petrol	Petrol	Petrol	Diesel
Pack Quantity:	10	10	5	5

A MM



A VS660

Drain Plug Thread Repair Set

Superb for repairing sump, gearbox and differential drain plug threads. Used to tap the damaged thread slightly oversize, then fit a new drain plug and washer (supplied). Set is suitable for the most popular threads used on cars and light commercial vehicles. Supplied in storage case.

Tap Sizes: M13 x 1.5, M15 x 1.5, M17 x 1.5, M20 x 1.5mm

B IMP



B AB011DS

84pc Bonded Seal Assortment - Imperial

Contents (Approximate Quantity): 1/8" (x20), 1/4" (x15), 3/8" (x15), 1/2" (x10), 5/8" (x8), 3/4" (x8), 1" (x8)

C MM



C AB004OR

225pc Rubber O-Ring Assortment

Contents (Approximate Quantity): Ø3.5 x 1.7 (x20), 4.5 x 1.7 (x20), 5 x 1.7 (x20), 6 x 1.7 (x20), 7.5 x 1.7 (x20), 9 x 1.5 (x15), 9.5 x 2.5 (x15), 10.5 x 2.5 (x15), 12.5 x 2.5 (x10), 14 x 2.5 (x10), 15.5 x 2 (x10), 15.5 x 2.5 (x10), 17 x 2.5 (x10), 18.5 x 3.5 (x10), 19 x 2.5 (x10), 21 x 3.5mm (x10)

D MM



D AB010DS

88pc Bonded Seals Assortment

Contents (Approximate Quantity): M18 (x8), M20 (x5), M22 (x5), M24 (x5), M10 (x20), M12 (x15), M14 (x15), M16 (x15)

E BOR407

407pc Rubber O-Ring Assortment Imperial

Manufactured from Buna-N.

Contents (Approximate Quantity): ID x Thickness; Ø1/8" x 1/16", 3/16" x 1/16", 1/4" x 1/16", 5/16" x 1/16", 3/8" x 1/16", 1/2" x 1/16" (20 of each), 3/8" x 3/32", 7/16" x 3/32", 1/2" x 3/32", 9/16" x 3/32", 5/8" x 3/32", 11/16" x 3/32", 3/4" x 3/32", 13/16" x 3/32", 7/8" x 3/32" (13 of each), 3/4" x 1/8", 13/16" x 1/8", 7/8" x 1/8", 15/16" x 1/8", 1" x 1/8", 1-1/16" x 1/8", 1-1/8" x 1/8", 1-3/16" x 1/8", 1-1/4" x 1/8", 1-5/16" x 1/8", 1-3/8" x 1/8", 1-7/16" x 1/8", 1-1/2" x 1/8", 1-5/8" x 1/8", 1-3/4" x 1/8", 1-7/8" x 1/8", 2" x 1/8" (10 of each)


F BOR419

419pc Rubber O-Ring Assortment


Manufactured from Buna-N.

Contents (Approximate Quantity): ID x Thickness; Ø18 x 3.5, 20 x 3.5, 22 x 3.5, 23.5 x 3.5, 25 x 3.5, 26.5 x 3.5, 28 x 3.5, 30 x 3.5, 31 x 3.5, 33 x 3.5, 34.5 x 3.5, 36 x 3.5, 38 x 3.5, 41 x 3.5, 44 x 3.5, 47 x 3.5, 50 x 3.5mm (10 of each), 11 x 2.5, 14 x 2.5, 19 x 2.5, 22 x 2.5mm (13 of each), 10 x 2.5, 13 x 2.5, 16 x 2.5, 18 x 2.5, 21 x 2.5mm (14 of each), 5 x 2mm (x18), 3 x 1.5, 4.4 x 2mm (20 of each), 7 x 1.5, 10 x 1.5, 13 x 1.5 (23 of each)

E IMP



F MM





A AB001SP
555pc Split Pin Assortment - Small Sizes - Metric & Imperial

Contents (Approximate Quantity): 1/16" x 1" (1.6 x 25.4mm) (x150), 3/32" x 1" (2.4 x 25.4mm) (x150), 3/32" x 1-1/2" (2.4 x 38mm) (x100), 1/8" x 1-1/4" (3.2 x 32mm) (x75), 1/8" x 2" (3.2 x 51mm) (x50), 5/32" x 2-1/2" (4 x 63mm) (x30)




B AB003SP
230pc Split Pin Assortment - Large Sizes - Metric & Imperial

Contents (Approximate Quantity): 3/32" x 1-1/12" (2.4 x 38mm) (x100), 5/32" x 2" (4 x 51mm) (x70), 3/16" x 2" (4.8 x 51mm) (x25), 1/4" x 3" (6.3 x 76mm) (x15), 19/64" x 4" (7.5 x 102mm) (x20)



C AB002RC
150pc R-Clip Assortment

Contents (Approximate Quantity): 2 x 33 (x28), 2 x 40 (x25), 2.4 x 31 (x44), 2.8 x 42 (x25), 3.5 x 45 (x20), 4 x 75mm (x8)



D AB022LP
50pc Linch Pin Assortment

Contents (Approximate Quantity): 4.5 (x16), 6 (x18), 8 (x6), 11mm (x10)



E AB017CC
200pc Internal/External Circlip Assortment

Contents (Approximate Quantity): External Sizes; 11 (x20), 13 (x15), 16 (x15), 19 (x10), 21 (x10), 22 (x10), 25 (x5), 30 (x5), 35 (x5), 38mm (x5), Internal Sizes; 11 (x20), 13 (x15), 16 (x15), 19 (x10), 21 (x10), 22 (x10), 25 (x5), 30 (x5), 35 (x5), 38mm (x5)




F AB019CP
200pc Clevis Pin Assortment - Imperial

Contents (Approximate Quantity): Diameter x Length; Ø3/16" x 5/8" (x35), 3/16" x 7/8" (x35), 1/4" x 1/2" (x30), 1/4" x 1-1/16" (x25), 9/32" x 7/8" (x25), 1/4" x 7/8" (x20), 3/8" x 1-1/4" (x15), 5/16" x 1" (x15)



G AB013ER
800pc E-Clip Retainer Assortment - Imperial

Contents (Approximate Quantity): (ID) 1/8" (x150), 5/32" (x150), 3/16" (x100), 7/32" (x80), 1/4" (x80), 5/16" (x50), 3/8" (x50), 7/16" (x50), 1/2" (x50), 5/8" (x40)



H AB012ER
800pc E-Clip Retainer Assortment

Contents (Approximate Quantity): (ID) 1.7 (x150), 2.75 (x150), 3.5 (x100), 4.5 (x100), 6 (x100), 7 (x80), 13 (x70), 15.5mm (x50)

A MM



A AB045GS

250pc Grub Screw Assortment DIN 916 - M4-M10

Contents (Approximate Quantity): M4 x 8, M5 x 5, M5 x 10, M6 x 6, M6 x 8, M6 x 10, M8 x 8, M8 x 10, M8 x 12, M10 x 10mm (25 of each)

C MM



C AB042MH

100pc Mini Hose Clip Assortment DIN 1.0338

Contents (Approximate Quantity): Ø7-9, 8-10, 9-11, 10-12, 11-13, 12-14, 13-15, 14-16, 15-17, 16-18mm (10 of each)

E MM



E AB044DE

140pc O-Clip Double Ear Assortment - Zinc Plated

Manufactured to DIN 1.0338. Zinc plated.

Contents (Approximate Quantity): Ø7-9 (x30), 9-11 (x30), 11-13 (x25), 13-15 (x25), 15-18 (x15), 17-20mm (x15)

F MM



F AB043SE

160pc Stainless Steel O-Clip Single Ear Assortment

Contents (Approximate Quantity): Ø7-8.5 (x30), 8.5-10 (x30), 9.8-11.8 (x25), 11.8-13.8 (x25), 13.2-15.7 (x18), 15.3-18.5 (x18), 17.8-21 (x7), 20.2-22.8mm (x7)

STAINLESS
STEEL

B MM



B SHC85AC

85pc Hose Clip Assortment Ø8-57mm

Zinc plated with external pressed threads allowing smooth surface hose contact.

Contents: Band Width 9mm; Ø8-14(000), Ø10-16(M00), Ø13-19(00) (10 of each), Band Width 12mm; Ø16-22(0), Ø16-25(0X), Ø22-32mm(1) (10 of each), Ø25-38(1X), Ø30-40(1XB), Ø32-44(245), Ø35-51(2A), Ø38-57mm(2) (5 of each)

D MM

STAINLESS
STEEL



D SHCSS90AC

90pc Stainless Steel Hose Clip Assortment Ø10-57mm

Stainless steel with external pressed threads for smooth surface hose contact.

Contents: Band Width 9mm; Ø10-16(M00), Ø12-22(0), Ø13-19(00), Ø16-27mm(0X) (10 of each), Band Width 12mm; Ø22-32(1), Ø25-38(1X), Ø32-44(245), Ø35-51(2A), Ø38-57mm(2) (10 of each)

G MM



HI-GRIP®



G HCJ85AC

81pc HI-GRIP® Hose Clip Assortment - DIN3017 Ø9.5-55mm

Zinc plated with external pressed threads allowing smooth surface hose contact.

Contents (Approximate Quantity): Band Width 9.5mm; Ø9.5-12(000) (x10), Ø11-16(M00) (x10), Ø13-20mm(00) (x8), Band Width 12mm; Ø14-22(0) (x8), Ø17-25(0X) (x10), Ø22-30(1A) (x10), Ø25-35(1) (x5), Ø30-40(1X) (x5), Ø35-45(1M) (x5), Ø35-50(2A) (x5), Ø40-55mm(2) (x5)



A SEE BELOW

Stainless Steel Hose Clips

SS301A Grade stainless steel hose clips. Manufactured to DIN 3017.

Model No:	Size:	Band Width:	Pack Quantity:
SHCSS000	Ø10-16mm	9.7mm	10
SHCSS00	Ø16-22mm	9.7mm	10
SHCSSM00	Ø13-19mm	9.7mm	10
SHCSS0	Ø16-27mm	9.7mm	10
SHCSS0X	Ø22-32mm	11.7mm	10
SHCSS1A	Ø25-38mm	11.7mm	10
SHCSS1	Ø32-44mm	11.7mm	10
SHCSS1X	Ø35-51mm	11.7mm	10
SHCSSM	Ø38-57mm	11.7mm	10
SHCSS2A	Ø44-64mm	11.7mm	10
SHCSS2	Ø51-70mm	11.7mm	10
SHCSS2X	Ø55-64mm	11.7mm	10
SHCSS3	Ø64-76mm	11.7mm	10
SHCSS3X	Ø70-89mm	11.7mm	5
SHCSS4	Ø80-100mm	11.7mm	5
SHCSS4X	Ø90-110mm	11.7mm	5
SHCSS5	Ø110-130mm	11.7mm	5
SHCSS6	Ø130-150mm	11.7mm	5
SHCSS7	Ø150-170mm	11.7mm	5



B SEE BELOW

Single Ear O-Clips

SS301A Grade stainless steel single ear O-clips. Manufactured to DIN 1.4301.

Model No:	Size:	Pack Quantity:
OCSE78	Ø7-8.5mm	25
OCSE810	Ø8.5-10mm	25
OCSE911	Ø9.8-11.8mm	25
OCSE1113	Ø11.8-13.8mm	25
OCSE1315	Ø13.2-15.7mm	25
OCSE1517	Ø15.3-18.5mm	25
OCSE1720	Ø17.8-21mm	25
OCSE2022	Ø20.2-22.8mm	25



C SEE BELOW

Double Ear O-Clips

Zinc plated double ear O-clips. Manufactured to DIN 1.0338.

Model No:	Size:	Pack Quantity:
OCDE79	Ø7-9mm	25
OCDE911	Ø9-11mm	25
OCDE1113	Ø11-13mm	25
OCDE1315	Ø13-15mm	25
OCDE1518	Ø15-18mm	25
OCDE1720	Ø17-20mm	25
OCDE2023	Ø20-23mm	25



D VS063

4pc Flexible Hose Clip Nut Driver Set

150mm Flexible shaft driver with 5, 6 and 7mm sockets. Comfortable, high-grip, textured handle.

Shaft Length:	150mm
Length:	275mm
Sizes:	5, 6, 7mm



E VS1661

Heavy-Duty Hose Clip Pliers - Clic® Compatible

Heavy-duty spring loaded pliers for fitting and removing Clic® and Clic-R® hose clips. Special jaws allow the change from fit to remove (and back again) simply by turning the pliers over in your hand. PVC dipped handles for improved grip and comfort.



A SEE BELOW

Zinc Plated HI-GRIP® Hose Clips

HI-GRIP® Worm drive hose clips. Zinc plated with external pressed threads allowing for smooth surface hose contact. Manufactured in the UK to DIN 3017.

Model No:	Size:	Band Width:	Pack Quantity:
HCJ000	Ø9.5-12mm	9.5mm	30
HCJM00	Ø11-16mm	9.5mm	30
HCJ00	Ø13-20mm	9.5mm	30
HCJ0	Ø14-22mm	12mm	30
HCJ0X	Ø17-25mm	12mm	20
HCJ1A	Ø22-30mm	12mm	20
HCJ1	Ø25-35mm	12mm	20
HCJ1X	Ø30-40mm	12mm	20
HCJ245	Ø35-45mm	12mm	20
HCJ2A	Ø35-50mm	12mm	20
HCJ2	Ø40-55mm	12mm	20
HCJ2X	Ø45-60mm	12mm	20
HCJ3	Ø55-70mm	12mm	10
HCJ3X	Ø60-80mm	12mm	10
HCJ4	Ø70-90mm	12mm	10
HCJ4X	Ø80-100mm	12mm	10
HCJ5	Ø90-120mm	12mm	10
HCJ6	Ø110-140mm	12mm	10
HCJ7	Ø130-160mm	12mm	10



B SEE BELOW

Zinc Plated Hose Clips

Worm drive hose clips. Zinc plated with external pressed threads allowing for smooth surface hose contact. Manufactured to DIN 3017.

Model No:	Size:	Band Width:	Pack Quantity:
SHC000	Ø8-14mm	9mm	30
SHCM00	Ø10-16mm	9mm	30
SHC00	Ø13-19mm	9mm	30
SHC0	Ø16-22mm	12mm	30
SHC0X	Ø16-25mm	12mm	20
SHC1A	Ø19-29mm	12mm	20
SHC1	Ø22-32mm	12mm	20
SHC1X	Ø25-38mm	12mm	20
SHC245	Ø32-44mm	12mm	20
SHC2A	Ø35-51mm	12mm	20
SHC2	Ø38-57mm	12mm	20
SHC2X	Ø44-64mm	12mm	20
SHC3	Ø51-70mm	12mm	10
SHC3X	Ø64-76mm	12mm	10
SHC4	Ø70-89mm	12mm	10
SHC4X	Ø80-100mm	12mm	10
SHC5	Ø90-110mm	12mm	10
SHC6	Ø120-140mm	12mm	10
SHC7	Ø140-160mm	12mm	10




C SEE BELOW

Zinc Plated HI-GRIP® Hose Clip Assortments

Hi-Grip® worm drive hose clips. Zinc plated with external pressed threads allowing for smooth surface hose contact. Manufactured in the UK to DIN 3017.

Model No:	Size:	Band Width:	Pack Quantity:
HCJ85A	Ø9.5-55mm	9.5/12mm	85
HCJ26A	Ø45-160mm	12mm	26



D SEE BELOW

Zinc Plated Hose Clip Assortments

Worm drive hose clips. Zinc plated with external pressed threads allowing for smooth surface hose contact. Manufactured to DIN 3017.

Model No:	Size:	Band Width:	Pack Quantity:
SHCS1	Ø8-29mm	9/12mm	30
SHCS3	Ø8-57mm	9/12mm	85
SHCS2	Ø44-160mm	12mm	26



E SEE BELOW

Mini Hose Clips

Zinc plated mini hose clips. Ideal for fuel pipes. Manufactured to DIN 3017.

Model No:	Size:	Pack Quantity:
MHC79	Ø7-9mm	30
MHC810	Ø8-10mm	30
MHC911	Ø9-11mm	30
MHC1012	Ø10-12mm	30
MHC1113	Ø11-13mm	30
MHC1214	Ø12-14mm	30
MHC1315	Ø13-15mm	30
MHC1416	Ø14-16mm	20
MHC1517	Ø15-17mm	20
MHC1618	Ø16-18mm	20



F-G SEE BELOW

Self-Build Hose Clip Sets

Sets include a length of banding and a selection of worm drive tension grips.

Model No:	Band Length:	Band Width:	Worm Drive Tension Grips:
F JC97	3m	8mm	8pc
G JC972	3m	12.7mm	8pc



A SEE BELOW
Regular Threaded Inserts (Rivet Nut)

Zinc plated steel threaded inserts.

Model No:	Thread Size:	Grip Range:	Pack Qty:
TIRM4	M4 x 0.7mm	0.5-2mm	50
TIRM5	M5 x 0.8mm	0.5-2mm	50
TIRM6	M6 x 1mm	0.5-3mm	50
TIRM8	M8 x 1.25mm	0.5-3.5mm	50
TIRM10	M10 x 1.5mm	0.5-3.5mm	50



B TIHHM6
M6 Half Hex Threaded Insert (Rivet Nut)

Zinc plated steel threaded inserts.

Thread Size:	Grip Range:	Pack Qty:
M6 x 1mm	0.5-3.5mm	50



C SEE BELOW
Full Hex Threaded Inserts (Rivet Nut) Standard Flange

Zinc plated steel threaded inserts.

Model No:	Thread Size:	Grip Range:	Pack Qty:
TIFHM6	M6 x 1mm	0.5-3.5mm	50
TIFHM8	M8 x 1.25mm	0.5-3.5mm	50



D SEE BELOW
Splined Threaded Inserts (Rivet Nut)

Zinc plated steel threaded inserts.

Model No:	Thread Size:	Grip Range:	Pack Qty:
TISM4	M4 x 0.7mm	0.5-2mm	50
TISM5	M5 x 0.8mm	0.5-2.5mm	50
TISM6	M6 x 1mm	0.5-3mm	50
TISM8	M8 x 1.25mm	0.5-3.5mm	50



G AB073TI
200pc Splined Threaded Insert (Rivet Nut) Assortment M4-M8 - Metric

Contents (Approximate Quantity): M4 x 0.7 (x60), M5 x 0.8 (x40), M6 x 1 (x60), M8 x 1.25mm (x40)



E AK9910
10pc 1/8" Double End Drill Bit Set

High-speed steel double end drill bits. 1/8" Size for pop riveting. Supplied in plastic tube.

Contents: 1/8"(3.2mm) (x10)



F CP314
20V 2Ah Cordless Riveter


Suitable for aluminium, steel and stainless steel rivets from 2.4 to 5mm. Powered by a 20V 2Ah Lithium-ion battery with a pulling force of up to 9000N. Four selectable power settings help preserve battery by only supplying the force required. LED battery level indicator. Four riveting nozzles, 2.4mm, 3.2mm, 4mm and 4.8mm. Supplied in durable plastic storage case with mains charger and 2Ah battery. See page 875 for full specification.



H SEE BELOW
Thread Repair Kits

Creates a stronger internal thread in soft metals. Ideal for repairing damaged or stripped internal threads. Protects tapped threads against wear and damage. Sets include drill bit, thread tap, insert installation and lug breaking tool. Each size supplied with three different lengths of thread insert.

Model No:	Thread Size:	Thread Lengths:	Replacement Thread Inserts:
TRM5	M5 x 0.8mm	3.5, 5, 7mm (5 of each)	TRM5R
TRM6	M6 x 1mm	4, 6, 9mm (5 of each)	TRM6R
TRM8	M8 x 1.25mm	6, 9, 12mm (5 of each)	TRM8R
TRM9	M9 x 1.25mm	7, 14mm (3 of each), 11mm (x4)	TRM9R
TRM10	M10 x 1.5mm	7.5, 15mm (3 of each), 11mm (x4)	TRM10R
TRM12	M12 x 1.75mm	9, 18mm (2 of each), 14mm (x4)	TRM12R
TRM14	M14 x 1.25mm	10, 21mm (1 of each), 16mm (x3)	TRM14R



I SEE BELOW
Thread Inserts

Replacement thread inserts.

Model No:	Thread Size:	Thread Lengths:
TRM5R	M5 x 0.8mm	3.5, 5, 7mm (5 of each)
TRM6R	M6 x 1mm	4, 6, 9mm (5 of each)
TRM8R	M8 x 1.25mm	6, 9, 12mm (5 of each)
TRM9R	M9 x 1.25mm	7, 14mm (3 of each), 11mm (x4)
TRM10R	M10 x 1.5mm	7.5, 15mm (3 of each), 11mm (x4)
TRM12R	M12 x 1.75mm	9, 18mm (2 of each), 14mm (x4)
TRM14R	M14 x 1.25mm	10, 21mm (1 of each), 16mm (x3)

A




A SEE BELOW

Aluminium Multi-Grip Rivets

Model No:	Flange Type:	Size (Metric):	Size (Imperial):	Grip Range:	Pack Qty:
RM3210S	Standard	Ø3.2 x 10mm	Ø1/8" x 3/8"	2.5-7mm	200
RM3213S	Standard	Ø3.2 x 13mm	Ø1/8" x 1/2"	9-11mm	200
RM4012S	Standard	Ø4 x 12mm	Ø5/32" x 7/16"	3.5-8.5mm	200
RM4015S	Standard	Ø4 x 15mm	Ø5/32" x 9/16"	5.5-10.5mm	200
RM4813S	Standard	Ø4.8 x 13mm	Ø3/16" x 1/2"	2-8mm	200
RM4819S	Standard	Ø4.8 x 19mm	Ø3/16" x 3/4"	8-14mm	200
RM4827S	Standard	Ø4.8 x 27mm	Ø3/16" x 1-1/16"	17-23mm	200
RM4813L	Large	Ø4.8 x 13mm	Ø3/16" x 1/2"	2-8mm	200
RM4819L	Large	Ø4.8 x 19mm	Ø3/16" x 3/4"	8-14mm	200
RM4827L	Large	Ø4.8 x 27mm	Ø3/16" x 1-1/16"	17-23mm	100

C



C SEE BELOW

Steel Rivets - Standard Flange

Model No:	Size (Metric):	Size (Imperial):	Grip Range:	Pack Qty:
RS4812	Ø4.8 x 12mm	Ø3/16" x 1/2"	6-8mm	200
RS48615	Ø4.8 x 16.5mm	Ø3/16" x 5/8"	11-13mm	200

F



F SEE BELOW

Load Spreading Aluminium Rivets - Standard Flange

Model No:	Size (Metric):	Size (Imperial):	Grip Range:	Pack Qty:
RB4823	Ø4.8 x 23mm	Ø3/16" x 7/8"	1-9mm	200
RB4827	Ø4.8 x 27mm	Ø3/16" x 1-1/16"	4-12mm	200

H



H AB074BR

200pc Black Anodised Rivet Assortment

Contents (Approximate Quantity): Standard Flange; Ø3.2 x 8 (x25), 4 x 10 (x25), 4.8 x 14mm (x25), Large Flange; Ø3.2 x 10 (x25), 4 x 10 (x25), 4 x 14 (x25), 4.8 x 14 (x25), 4.8 x 18mm (x25)

B



B SEE BELOW

Black Aluminium Rivets

Model No:	Flange Type:	Size (Metric):	Size (Imperial):	Grip Range:	Pack Qty:
RAB3280S	Standard	Ø3.2 x 8mm	Ø1/8" x 5/16"	3.5-5mm	200
RAB4010S	Standard	Ø4 x 10mm	Ø5/32" x 3/8"	5-6.5mm	200
RAB4814S	Standard	Ø4.8 x 14mm	Ø3/16" x 1/2"	8-10mm	200
RAB3210L	Large	Ø3.2 x 10mm	Ø1/8" x 3/8"	5-7mm	200
RAB4010L	Large	Ø4 x 10mm	Ø5/32" x 3/8"	5-6.5mm	200
RAB4014L	Large	Ø4 x 14mm	Ø5/32" x 1/2"	8.5-10.5mm	200
RAB4814L	Large	Ø4.8 x 14mm	Ø3/16" x 1/2"	8-10mm	200
RAB4818L	Large	Ø4.8 x 18mm	Ø3/16" x 3/4"	12-14mm	200

D




D SEE BELOW

Aluminium Peel Back Rivets - Standard Flange

Model No:	Size (Metric):	Size (Imperial):	Grip Range:	Pack Qty:
RP4812	Ø4.8 x 12mm	Ø3/16" x 7/16"	2-6mm	200
RP4819	Ø4.8 x 19mm	Ø3/16" x 3/4"	8-12mm	200

E



E SEE BELOW

Aluminium Blind Rivets - Standard Flange

Model No:	Size (Metric):	Size (Imperial):	Grip Range:	Pack Qty:
RB6412S	Ø6.4 x 12mm	Ø1/4" x 7/16"	3-6mm	200
RB6418S	Ø6.4 x 18mm	Ø1/4" x 23/32"	10-12mm	200
RB6419S5	Ø6.4 x 19.5mm	Ø1/4" x 3/4"	10-14mm	200

G



G SEE BELOW

Zinc Plated Structural Steel Rivets

Model No:	Size (Metric):	Size (Imperial):	Grip Range:	Pack Qty:
MB6323	Ø6.3 x 23mm	Ø1/4" x 7/8"	2.03-9.53mm	100
MB6332	Ø6.3 x 32mm	Ø1/4" x 1-1/4"	2.03-9.53mm	100

I



I SEE BELOW

Plastic Rivets - Packs of 50

Plastic rivets for Model No's AK499, RT001 and other makes of plastic rivet insertion tools.

Model No:	Size:	Pack Qty:
PR001	Ø6.6 x 17.2mm	50
PR002	Ø6.3 x 25.2mm	50
PR003	Ø5 x 15.8mm	50
PR004	Ø5 x 17.2mm	50



A SEE BELOW (Not Illustrated)

M4-M16 HT Setscrews DIN 933

Model No:	Size:	Pack Qty:
SS410	M4 x 10mm	50
SS416	M4 x 16mm	50
SS420	M4 x 20mm	50
SS425	M4 x 25mm	50
SS512	M5 x 12mm	50
SS516	M5 x 16mm	50
SS520	M5 x 20mm	50
SS525	M5 x 25mm	50
SS530	M5 x 30mm	50
SS540	M5 x 40mm	50
SS550	M5 x 50mm	50
SS612	M6 x 12mm	50
SS616	M6 x 16mm	50
SS620	M6 x 20mm	50
SS625	M6 x 25mm	50
SS630	M6 x 30mm	50
SS635	M6 x 35mm	50
SS640	M6 x 40mm	50
SS650	M6 x 50mm	50
SS660	M6 x 60mm	50
SS675	M6 x 75mm	50
SS816	M8 x 16mm	50
SS820	M8 x 20mm	50
SS825	M8 x 25mm	50
SS830	M8 x 30mm	50
SS835	M8 x 35mm	50
SS840	M8 x 40mm	50
SS850	M8 x 50mm	50
SS860	M8 x 60mm	50
SS870	M8 x 70mm	25
SS875	M8 x 75mm	25
SS8100	M8 x 100mm	25
SS1020	M10 x 20mm	25
SS1025	M10 x 25mm	25
SS1030	M10 x 30mm	25
SS1035	M10 x 35mm	25
SS1040	M10 x 40mm	25
SS1050	M10 x 50mm	25
SS1060	M10 x 60mm	25
SS1070	M10 x 70mm	25
SS1075	M10 x 75mm	25
SS1080	M10 x 80mm	25
SS10100	M10 x 100mm	25
SS1225	M12 x 25mm	25
SS1235	M12 x 35mm	25
SS1240	M12 x 40mm	25
SS1250	M12 x 50mm	25
SS1275	M12 x 75mm	10
SS12100	M12 x 100mm	10
SS1440	M14 x 40mm	10
SS1450	M14 x 50mm	10
SS1470	M14 x 70mm	10
SS1480	M14 x 80mm	10
SS14100	M14 x 100mm	10
SS1650	M16 x 50mm	10
SS1675	M16 x 75mm	10
SS16100	M16 x 100mm	5

H

H SEE BELOW

M6-M24 x 1m Threaded Rods DIN 975

Model No:	Size:	Qty:	Model No:	Size:	Qty:
STUD6	M6 x 1m	5	STUD16	M16 x 1m	5
STUD8	M8 x 1m	5	STUD20	M20 x 1m	2
STUD10	M10 x 1m	5	STUD24	M24 x 1m	2
STUD12	M12 x 1m	5			

B



B AB049SNW

444pc High Tensile Setscrew, Nut & Washer Assortment M5

Contents (Approximate Quantity): Setscrews; Diameter x Length; M5 x 16 (x60), M5 x 20 (x40), M5 x 25 (x20), M5 x 40 (x12), M5 x 50mm (x12), Nuts; M5 Steel (x140), Washers; M5 Flat Washer Form A (x160)

D



D AB051SNW

220pc High Tensile Setscrew, Nut & Washer Assortment M8

Contents (Approximate Quantity): Setscrews; Diameter x Length; M8 x 25 (x20), M8 x 40 (x10), M8 x 50 (x10), M8 x 75mm (x10), Nuts; M8 Steel (x50), Washers; M8 Flat Washer Form A (x120)

F



F AB048SS

150pc High Tensile Setscrew Assortment DIN 933

Contents (Approximate Quantity): Diameter x Length; M5 x 25 (x40), M6 x 25 (x40), M8 x 25 (x28), M8 x 40 (x20), M10 x 25 (x8), M10 x 40mm (x14)

I



I AB047UNF

144pc Setscrew Assortment 1/4"-3/8"UNF

Contents (Approximate Quantity): Diameter x Length; 1/4" x 1-1/2" (x50), 1/4" x 1" (x50), 5/16" x 1" (x20), 5/16" x 1-1/2" (x8), 3/8" x 1" (x8), 3/8" x 1-1/2" (x8)

C



C AB050SNW

408pc High Tensile Setscrew, Nut & Washer Assortment M6

Contents (Approximate Quantity): Setscrews; Diameter x Length; M6 x 16 (x50), M6 x 20 (x50), M6 x 25 (x20), M6 x 35 (x12), M6 x 50mm (x12), Nuts; M6 Steel (x144), Washers; M6 Flat Washer Form A (x120)

E




E AB052SNW

150pc High Tensile Setscrew, Nut & Washer Assortment M10

Contents (Approximate Quantity): Setscrews; Diameter x Length; M10 x 25 (x10), M10 x 35 (x10), M10 x 50 (x10), M10 x 75mm (x10), Nuts; M10 Steel (x40), Washers; M10 Flat Washer Form A (x70)

G




G AB029SN

320pc 1/4"-1/2"UNF Steel Nut Assortment

Contents (Approximate Quantity): 1/4"UNF (x120), 5/16"UNF (x120), 3/8"UNF (x50), 1/2"UNF (x30)

J

NEW



J AB030SN

320pc 1/4"-1/2"UNC Steel Nut Assortment

Contents (Approximate Quantity): 1/4"UNC (x120), 5/16"UNC (x120), 3/8"UNC (x50), 1/2"UNC (x30)



A AB028SN
370pc Steel Nut Assortment
DIN 934 - M5-M10

Contents (Approximate Quantity): M5 (x150), M6 (x100), M8 (x80), M10 (x40)



B AB032LN
300pc Nylon Locknut Assortment
DIN 982 - M6-M12

Contents (Approximate Quantity): M6 x 1 (x130), M8 x 1.25 (x100), M10 x 1.5 (x50), M12 x 1.75mm (x20)



C AB031FN
390pc Serrated Flange Nut Assortment
DIN 6923 - M5-M12

Contents (Approximate Quantity): M5 x 0.8 (x120), M6 x 1 (x120), M8 x 1.25 (x120), M10 x 1.5 (x20), M12 x 1.75mm (x10)



D AB046SN
255pc Steel Nut Assortment
DIN 934 - M4-M16


Contents (Approximate Quantity): M4 x 0.7 (x50), M5 x 0.8 (x50), M6 x 1 (x40), M8 x 1.25 (x35), M10 x 1.5 (x30), M12 x 1.75 (x20), M14 x 2 (x15), M16 x 2mm (x15)



E SEE BELOW
Zinc Plated Nylon Locknuts
DIN 982 - M4-M16

Supplied in resealable bag.

Model No:	Size:	Pitch:	Pack Qty:
NLN4	M4	0.7mm	100
NLN5	M5	0.8mm	100
NLN6	M6	1mm	100
NLN8	M8	1.25mm	100
NLN10	M10	1.5mm	100
NLN12	M12	1.75mm	25
NLN14	M14	2mm	25
NLN16	M16	2mm	25



F SEE BELOW
Zinc Plated Serrated Flange Nut
DIN 6923 - M5-M12

Supplied in resealable bag.

Model No:	Size:	Pitch:	Pack Qty:
FN5	M5	0.8mm	100
FN6	M6	1mm	100
FN8	M8	1.25mm	100
FN10	M10	1.5mm	100
FN12	M12	1.75mm	50



G SEE BELOW
Steel Nuts DIN 934 - M3-M24

Supplied in resealable bag.

Model No:	Size:	Pitch:	Pack Qty:
SN3	M3	0.5mm	100
SN4	M4	0.7mm	100
SN5	M5	0.8mm	100
SN6	M6	1mm	100
SN8	M8	1.25mm	100
SN10	M10	1.5mm	100
SN12	M12	1.75mm	25
SN14	M14	2mm	25
SN16	M16	2mm	25
SN20	M20	2.5mm	10
SN24	M24	3mm	5



H AB033LN
255pc Nylon Locknut Assortment
DIN 985 - M4-M16

Contents (Approximate Quantity): M4 x 0.7 (x50), M5 x 0.8 (x50), M6 x 1 (x40), M8 x 1.25 (x35), M10 x 1.5 (x30), M12 x 1.75 (x20), M14 x 2 (x15), M16 x 2mm (x15)



I AB057LW
1000pc Internal Serrated Lock Washer Assortment DIN 6798J - M5-M10

Contents (Approximate Quantity): M5 (x400), M6 (x300), M8 (x200), M10 (x100)



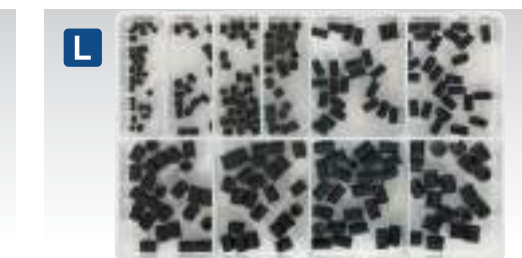
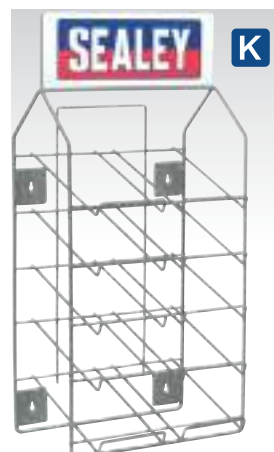
J SEE BELOW
Zinc Plated Coach Bolt & Nuts
DIN 603 - M6-M10

Supplied in resealable bag.

Model No:	Size:	Pitch:	Pack Qty:
CBN640	M6 x 40mm	1mm	100
CBN675	M6 x 75mm	1mm	100
CBN840	M8 x 40mm	1.25mm	50
CBN875	M8 x 75mm	1.25mm	50
CBN1040	M10 x 40mm	1.5mm	50
CBN1075	M10 x 75mm	1.5mm	50

K SDSAB
Sealey Display Stand - Assortment Boxes

Countertop display stand suitable for up to ten consumable assortment boxes, or five trim clip assortment boxes. Can also be used in the workshop as a storage rack. Freestanding or wall mounting.



L AB045GS
250pc Grub Screw Assortment
DIN 916 - M4-M10

Contents (Approximate Quantity): M4 x 8, M5 x 5, M5 x 10, M6 x 6, M6 x 8, M6 x 10, M8 x 8, M8 x 10, M8 x 12, M10 x 10mm (25 of each)



A AB055WA
1070pc Form A Flat Washer Assortment
DIN 125 - M5-M16

Contents (Approximate Quantity): M5 x 10 (x300), M6 x 12 (x300), M8 x 17 (x300), M10 x 21 (x100), M12 x 24 (x50), M14 x 28 (x10), M16 x 30mm (x10)



B AB056WC
495pc Form C Flat Washer Assortment
BS 4320 - M6-M24

Contents (Approximate Quantity): M6 x 14 (x170), M8 x 21 (x170), M10 x 24 (x100), M12 x 28 (x30), M14 x 30 (x10), M16 x 34 (x5), M20 x 39 (x5), M24 x 50mm (x5)



C AB059RW
240pc Zinc Plated Repair Washer Assortment - M5-M10

Contents (Approximate Quantity): M5 x 19 (x60), M5 x 25 (x10), M6 x 19 (x60), M6 x 25 (x35), M6 x 38 (x10), M8 x 25 (x35), M8 x 38 (x10), M10 x 30 (x10), M10 x 38mm (x10)



D SEE BELOW
Form A Flat Washers DIN 125 - M4-M20

Manufactured to DIN 125. Supplied in resealable bag.


Model No:	Size:	Pack Qty:
FWA49	M4 x 9mm	100
FWA510	M5 x 10mm	100
FWA612	M6 x 12mm	100
FWA817	M8 x 17mm	100
FWA1021	M10 x 21mm	100
FWA1224	M12 x 24mm	100
FWA1428	M14 x 28mm	50
FWA1630	M16 x 30mm	50
FWA2037	M20 x 37mm	50



E SEE BELOW
Form C Flat Washers BS 4320 - M5-M24

Manufactured to BS 4320. Supplied in resealable bag.

Model No:	Size:	Pack Qty:
FWC512	M5 x 12.5mm	100
FWC614	M6 x 14mm	100
FWC821	M8 x 21mm	100
FWC1024	M10 x 24mm	100
FWC1228	M12 x 28mm	100
FWC1430	M14 x 30mm	50
FWC1634	M16 x 34mm	50
FWC2039	M20 x 39mm	50
FWC2450	M24 x 50mm	25



F SEE BELOW
Zinc Plated Repair Washers

Supplied in resealable bag.

Model No:	Size (Metric):	Size (Imp):	Pack Qty:
RW519	M5 x 19mm	3/16" x 3/4"	100
RW525	M5 x 25mm	3/16" x 1"	100
RW619	M6 x 19mm	1/4" x 3/4"	100
RW625	M6 x 25mm	1/4" x 1"	100
RW638	M6 x 38mm	1/4" x 1-1/2"	50
RW825	M8 x 25mm	5/16" x 1"	100
RW838	M8 x 38mm	5/16" x 1-1/2"	50
RW850	M8 x 50mm	5/16" x 2"	50
RW1030	M10 x 30mm	3/8" x 1-1/4"	50
RW1038	M10 x 38mm	3/8" x 1-1/2"	50
RW1050	M10 x 50mm	3/8" x 2"	50



G AB058SW
1010pc Spring Washer Assortment
DIN 127B - M6-M16

Contents (Approximate Quantity): M6 (x400), M8 (x400), M10 (x180), M12 (x10), M14 (x10), M16 (x10)



H AB001SP
555pc Split Pin Assortment - Small Sizes

Contents (Approximate Quantity): 1/16" x 1" (1.6 x 25.4mm) (x150), 3/32" x 1" (2.4 x 25.4mm) (x150), 3/32" x 1-1/2" (2.4 x 38mm) (x100), 1/8" x 1-1/4" (3.2 x 32mm) (x75), 1/8" x 2" (3.2 x 51mm) (x50), 5/32" x 2-1/2" (4 x 63mm) (x30)



I AB003SP
230pc Split Pin Assortment - Large Sizes

Contents (Approximate Quantity): 3/32" x 1-1/12" (2.4 x 38mm) (x100), 5/32" x 2" (4 x 51mm) (x70), 3/16" x 2" (4.8 x 51mm) (x25), 1/4" x 3" (6.3 x 76mm) (x15), 19/64" x 4" (7.5 x 102mm) (x20)



J SEE BELOW
Zinc Plated Spring Washers
DIN 127B - M5-M16

Manufactured to DIN 127B. Supplied in resealable bag.

Model No:	Size:	Pack Qty:
SWM5	M5	100
SWM6	M6	100
SWM8	M8	100
SWM10	M10	50
SWM12	M12	50
SWM14	M14	50
SWM16	M16	50



K SCS271S
50ml High Strength Stud Lock

High strength stud locking adhesive for all types of metal. Rapid fixing time of 15-20 minutes on normal plated, oiled metal surfaces and fixtures. Works on steel, aluminium, stainless steel and zinc.

Fixture Time: 15-20min @ 23°C
Full Cure Time: 24hr @ 23°C



L SEE BELOW
Split Pins

Split pins, zinc plated steel. Supplied in resealable bag.

Model No:	Size (Metric):	Size (Imp):	Pack Qty:
SP1100	1.6 x 25mm	1/16" x 1"	100
SP1101	2 x 25mm	5/64" x 1"	100
SP1102	2.4 x 25mm	3/32" x 1"	100
SP1103	2.4 x 38mm	3/32" x 1-1/2"	100
SP1104	2.8 x 38mm	7/64" x 1-1/2"	100
SP1105	3.2 x 38mm	1/8" x 1-1/2"	100
SP1106	3.6 x 38mm	9/64" x 1-1/2"	100
SP1107	4 x 41mm	5/32" x 1-5/8"	100
SP1108	4 x 51mm	5/32" x 2"	100
SP1109	4.8 x 51mm	3/16" x 2"	100



A AB065STCP
600pc Zinc Plated Self-Tapping Countersunk Pozi Screw Assortment DIN 7982

Contents (Approximate Quantity): Diameter x Length; 3.5 x 16 (x120), 3.5 x 19 (x120), 3.5 x 25 (x60), 3.5 x 38 (x50), 4.2 x 16 (x60), 4.2 x 19 (x50), 4.2 x 25 (x50), 4.2 x 38 (x30), 4.8 x 19 (x30), 4.8 x 25 (x20), 4.8 x 38mm (x10)



D SEE BELOW
Countersunk Pozi Self-Tapping Screws DIN 7982


Supplied in resealable bag.

Model No:	Size:	Pack Qty:
ST3516	3.5 x 16mm	100
ST3525	3.5 x 25mm	100
ST4219	4.2 x 19mm	100
ST4225	4.2 x 25mm	100
ST4238	4.2 x 38mm	100
ST4838	4.8 x 38mm	100
ST6338	6.3 x 38mm	100
ST6351	6.3 x 51mm	100



G AB054MS
264pc Machine Screw Assortment Countersunk & Pan Head Pozi - M5-M8

Contents (Approximate Quantity): Diameter x Length; Pan Head; M5 x 20 (x60), M5 x 25 (x60), M6 x 20 (x50), M6 x 25mm (x50), Countersunk; M8 x 20 (x24), M8 x 25mm (x20)



J SEE BELOW
Pan Head Pozi Machine Screws DIN 7985Z


Supplied in resealable bag.

Model No:	Size:	Pack Qty:
MSP520	M5 x 20mm	100
MSP525	M5 x 25mm	50
MSP620	M6 x 20mm	50
MSP625	M6 x 25mm	50



B AB060SDS
500pc Self-Drilling Phillips Pan Head Screw Assortment DIN 7504N

Contents (Approximate Quantity): Diameter x Length; 3.5 x 13 (x100), 3.5 x 19 (x100), 3.5 x 25 (x100), 4.2 x 13 (x100), 4.2 x 19 (x40), 4.8 x 25 (x30), 4.8 x 19mm (x30)



E SEE BELOW
Zinc Plated Self-Drilling Pan Head Phillips Screws DIN 7504N

Supplied in resealable bag.

Model No:	Size:	Pack Qty:
SDPH4213	M4.2 x 13mm	100
SDPH4219	M4.2 x 19mm	100
SDPH4819	M4.8 x 19mm	100
SDPH4825	M4.8 x 25mm	100



H AB064STPP
305pc Self-Tapping Pan Head Pozi Screw Assortment DIN 798CZ

Contents (Approximate Quantity): Diameter x Length; 4.8 x 13 (x80), 4.8 x 19 (x80), 4.8 x 25 (x30), 4.8 x 38 (x25), 5.5 x 19 (x30), 5.5 x 25 (x25), 5.5 x 38 (x15), 6.3 x 25 (x10), 6.3 x 38mm (x10)



K SCS2225
50ml Low Strength Thread Lock

A low strength thread lock for all types of metal threaded fasteners. Prevents fasteners loosening due to vibration and seals against leakage, whilst still allowing easy disassembly of treated parts. Fills gaps up to 0.5mm.

Fixture Time:	15min @ 20°C
Full Cure Time:	12hr @ 20°C



C AB425AS
425pc Acme Screw with Captive Washer Assortment - BS 7976/6903

Sheet metal screw (Acme bolt) assortment. Captive washer. Supplied in a partitioned box. See www.sealey.co.uk for contents.



F SEE BELOW
Zinc Plated Acme Screws with Captive Washer BS 7976/6903/B M8-M14

Supplied in resealable bag.

Model No:	Size:	Pack Qty:
ASW812	M8 x 1/2"	50
ASW8	M8 x 3/4"	100
ASW101	M10 x 1/2"	100
ASW10	M10 x 3/4"	100
ASW12	M12 x 3/4"	100
ASW121	M12 x 1/2"	50
ASW14	M14 x 3/4"	100
ASW141	M14 x 1/2"	100



I AB062STCS
510pc Zinc Plated Self-Tapping Countersunk Pozi Screw Assortment DIN 7982

Contents (Approximate Quantity): Diameter x Length; 3.5 x 16 (x140), 3.5 x 25 (x140), 4.2 x 19 (x130), 4.2 x 25 (x50), 4.2 x 38 (x20), 4.8 x 38mm (x30)



L AB063STPH
700pc Self-Tapping Pan Head Pozi Screw Assortment DIN 7981CZ

Contents (Approximate Quantity): Diameter x Length; 3.5 x 13 (x100), 3.5 x 19 (x100), 4.2 x 13 (x100), 4.2 x 19 (x50), 4.2 x 25 (x50), 4.8 x 13 (x50), 4.8 x 19 (x50), 4.8 x 25 (x50), 4.8 x 38 (x50), 5.5 x 19 (x50), 5.5 x 25mm (x50)



A AB061SDH
410pc Self-Drilling Hexagon Head Screw Assortment DIN 7504K

Contents (Approximate Quantity): Diameter x Length; 4.2 x 19 (x70), 4.2 x 25 (x80), 4.8 x 13 (x70), 4.8 x 19 (x60), 4.8 x 25 (x60), 5.5 x 25 (x10), 5.5 x 38 (x10), 5.5 x 51 (x10), 6.3 x 25 (x10), 6.3 x 38 (x10), 6.3 x 50mm (x20)




B AB066STBK
700pc Self-Tapping Flanged Head Screw Assortment BS 4174

Contents (Approximate Quantity): Diameter x Length; 3.5 x 10 (x160), 3.5 x 19 (x160), 4.2 x 13 (x160), 4.2 x 19 (x60), 4.2 x 25 (x30), 4.8 x 13 (x30), 4.8 x 16 (x30), 4.8 x 19 (x30), 4.8 x 25mm (x40)



C AB053BH
108pc Button Head Socket Screw Assortment High Tensile DIN 912 - M5-M10


Contents (Approximate Quantity): Diameter x Length; M5 x 12 (x30), M5 x 16 (x30), M6 x 16 (x10), M8 x 10 (x12), M8 x 20 (x8), M8 x 25 (x8), M10 x 40mm (x10)



D SEE BELOW
Zinc Plated Self-Drilling Hex Head Screws DIN 7504K

Supplied in resealable bags.

Model No:	Size:	Pack Qty:
SDHX4213	4.2 x 13mm	100
SDHX4219	4.2 x 19mm	100
SDHX4225	4.2 x 25mm	100
SDHX4813	4.8 x 13mm	100
SDHX4819	4.8 x 19mm	100
SDHX4825	4.8 x 25mm	100
SDHX5525	5.5 x 25mm	100
SDHX5538	5.5 x 38mm	100
SDHX5550	5.5 x 50mm	100
SDHX6325	6.3 x 25mm	100
SDHX6338	6.3 x 38mm	100
SDHX6350	6.3 x 50mm	100



E SEE BELOW
Black Pozi Self-Tapping Flanged Head Screws BS 4174

Supplied in resealable bags.


Model No:	Size:	Pack Qty:
BST3510	3.5 x 10mm	100
BST3513	3.5 x 13mm	100
BST3519	3.5 x 19mm	100
BST4213	4.2 x 13mm	100
BST4216	4.2 x 16mm	100
BST4219	4.2 x 19mm	100
BST4225	4.2 x 25mm	100
BST4813	4.8 x 13mm	100
BST4816	4.8 x 16mm	100
BST4819	4.8 x 19mm	100
BST4825	4.8 x 25mm	100



F ASF103
#10 x 3/4" Zinc Plated Acme Screw Washer Faced - Pack of 50

Zinc plated BS 6982C acme screw washer faced. Pack of 50. Supplied in resealable bag.


Size:	#10 x 3/4"
Pack Qty:	50



G PTNPG
Green Numberplate Screw - Pack of 50

Green screws match EV number plates. Injection moulded plastic enclosed head. Self-tapping screws securely fasten into place. Supplied in a resealable bag.

Size:	4.8 x 18mm
--------------	------------



H SEE BELOW
Countersunk Pozi Machine Screws DIN 965Z

Supplied in resealable bags.

Model No:	Size:	Pack Qty:
MSC820	M8 x 20mm	50
MSC825	M8 x 25mm	50



I AB195NP
195pc Numberplate Screw Assortment Plastic Enclosed Head

Supplied in a partitioned box.


Quantity:	195, 65 of each colour
Colours:	White, Yellow, Black



J-M SEE BELOW
Numberplate Screws with Flip Cap - 4.2 x 19mm

Self-tapping pan head Pozi numberplate screws with flip caps. Supplied in resealable bag.

Model No:	Size:	Colour:	Pack Qty:
J NPW50	4.2 x 19mm	White	50
K NPY50	4.2 x 19mm	Yellow	50
L NPBK50	4.2 x 19mm	Black	50
M NPBU50	4.2 x 19mm	Blue	50



N-S SEE BELOW
Numberplate Screws

Injection moulded plastic enclosed heads. Supplied in resealable bag.

Model No:	Size:	Colour:	Pack Qty:
N PTNP1	4.8 x 18mm	White	50
O PTNP5	4.8 x 24mm	White	50
P PTNP2	4.8 x 18mm	Yellow	50
Q PTNP6	4.8 x 24mm	Yellow	50
R PTNP3	4.8 x 18mm	Black	50
S PTNP7	4.8 x 24mm	Black	50

A-J Speedfit® Pneumatic Couplings

Bodies are produced in an acetal copolymer engineering plastic, especially suitable for pneumatics and corrosion free applications; O-rings are nitrile rubber; collets are produced in acetal copolymer with stainless steel teeth.

C

C SEE BELOW
Straight Couplings

Model No:	Pipe OD:	Pack Qty:
JGCS6	Ø6mm	5
JGCS8	Ø8mm	5
JGCS10	Ø10mm	5
JGCS12	Ø12mm	5

E

E SEE BELOW
Equal Tee Couplings

Model No:	Pipe OD:	Pack Qty:
JGCT6	Ø6mm	5
JGCT8	Ø8mm	5
JGCT10	Ø10mm	5
JGCT12	Ø12mm	5

H

H SEE BELOW
Elbow Couplings

Model No:	Pipe OD:	Pack Qty:
JGCE6	Ø6mm	5
JGCE8	Ø8mm	5
JGCE10	Ø10mm	5
JGCE12	Ø12mm	5

I

I SEE BELOW
Stem Elbow Couplings

Model No:	Pipe OD:	Pack Qty:
JGCET6	Ø6mm	5
JGCET8	Ø8mm	5
JGCET10	Ø10mm	5
JGCET12	Ø12mm	5

A

A SEE BELOW
Straight Adaptors

Model No:	Pipe OD:	Thread:	Pack Qty:
JGC614	Ø6mm	1/4" BSP	5
JGC814	Ø8mm	1/4" BSP	5
JGC838	Ø8mm	3/8" BSP	5
JGC1014	Ø10mm	1/4" BSP	5

D

D AB069JG
32pc Pneumatic Coupling Assortment - Ø6 & Ø8mm

Mix of metric Ø6mm and Ø8mm elbows, straights, stem elbows and equal tees.

Contents (Approximate Quantity): Ø6mm; Straight (x4), Elbow (x4), Equal Tee (x4), Stem Elbow (x4), Ø8mm; Straight (x4), Elbow (x4), Equal Tee (x4), Stem Elbow (x4)

F

F AB070JG
20pc Pneumatic Coupling Assortment Ø10mm

Mix of metric Ø10mm elbows, straights, stem elbows, equal tees and thread adaptors.

Contents (Approximate Quantity): Straight (x4), Elbow (x4), Equal Tee (x4), Stem Elbow (x4), Thread Adaptor Ø10mm x 1/4" (x4)

J

J AB071JG
15pc Pneumatic Coupling Assortment Ø12mm

Mix of metric Ø12mm elbows, straights, stem elbows and equal tees.

Contents (Approximate Quantity): Straight (x5), Elbow (x4), Equal Tee (x2), Stem Elbow (x4)

B

B SEE BELOW
Brass SuperThread Straight Adaptors

Speedfit® SuperThread pneumatic brass couplings, thread adaptor Metric pipe to Imperial thread couplings supplied in sizes 6, 8 and 12mm. Fittings incorporating the SuperThread can be used with BSP (parallel), BSPT (taper), NPTF, PF and PT metal thread forms. The special polyurethane seal feature means no sealant needs to be applied to make the joint airtight.

Model No:	Pipe OD:	Thread:	Pack Qty:
JGBC618	Ø6mm	1/8" BSP	2
JGBC818	Ø8mm	1/8" BSP	2
JGBC814	Ø8mm	1/4" BSP	2
JGBC1238	Ø12mm	3/8" BSP	2

G

G AB072JG
30pc Pneumatic Coupling Thread Adaptor Assortment Metric & Imperial

Contents (Approximate Quantity): Metric & Imperial Thread Adaptors (OD x Thread); Ø6mm x 1/4" (x5), 8mm x 1/4" (x3), 8mm x 3/8" (x5), 10mm x 1/4" (x5), Brass SuperThread Adaptors (OD x Thread); Ø6mm x 1/8" (x3), 8mm x 1/8" (x3), 8mm x 1/4" (x3), 12mm x 3/8" (x3)

K

K SEE BELOW
100m Polyethylene Tubing Black

Linear low density polyethylene tubing is suitable for a wide range of temperatures and pressure, has a broad chemical compatibility and is made from non-contaminating materials. Only black tubing should be installed in areas exposed to ultraviolet light.

Model No:	Pipe OD:	Length:
PT6100	Ø6mm	100m
PT8100	Ø8mm	100m
PT10100	Ø10mm	100m
PT12100	Ø12mm	100m



A 20A 30A Standard

A SEE BELOW
Standard Blade Fuse Holders - Packs of 10

Model No:	Rating:
FH20	20A
FH30	30A



B 30A Standard

B FHB30
30A Black Nylon Standard Blade Fuse Holder - Pack of 10

Rating:	30A
---------	-----



AUTOMOTIVE CURRENT TESTERS

See our full range of Automotive Current Testers on page 457.



C 20A 30A Mini

C SEE BELOW
Splashproof MINI Blade Fuse Holders Packs of 10

Model No:	Rating:
FHMSP20	20A
FHMSP30	30A



D 20A 30A Standard

D SEE BELOW
Splashproof Standard Blade Fuse Holders Packs of 10

Model No:	Rating:
FHSP20	20A
FHSP30	30A



E 60A Maxi

E FHMAXSP60
60A Splashproof Maxi Blade Fuse Holder Pack of 2

Rating:	60A
---------	-----



F

F CROCSM
Small Crocodile Clip - Pack of 12 (6 Pairs)
 Maximum current 10A.

Overall Length:	55mm
-----------------	------



G CFT1


Automotive Fuse Checker & Puller
 Checks continuity of blade-type automotive fuses, in or out of fuse holder. Green LED indicates fuse is OK. Also simplifies the removal of faulty fuses.



I-L SEE BELOW

15A Accessory Circuit Fuse Holder Links Packs of 2

Range of fuse holders for quick and easy installation of an accessory circuit. Simply remove an existing fuse and insert the fuse holder. Contains two fuse slots, one for the vehicles existing fuse and a second fuse slot for the accessory. Made from nylon and supplied with 150mm of 16 gauge wire. Maximum rated current 15A.



H AB023CA

60pc Crocodile Clip Assortment Black & Red

Contents (Approximate Quantity): Non-Insulated; 55 (x20), 70 (x2), 75mm (x2), Insulated; 45 (x16), 55 (x12), 60mm (x8)

Model No:	Type:	Rating:
I FHLSTA15	Standard	15A
J FHLMIC15	Micro	15A
K FHLMIN15	Mini	15A
L FHLMIC215	Micro II	15A



A SEE BELOW
Automotive MICRO Blade Fuses

Model No:	Rating:	Pack Qty:
MIBF3	3A	50
MIBF5	5A	50
MIBF75	7.5A	50
MIBF10	10A	50
MIBF15	15A	50
MIBF20	20A	50
MIBF25	25A	50
MIBF30	30A	50




B SEE BELOW
Automotive MICRO II Blade Fuses

Model No:	Rating:	Pack Qty:
M2BF5	5A	50
M2BF75	7.5A	50
M2BF10	10A	50
M2BF15	15A	50
M2BF20	20A	50
M2BF25	25A	50
M2BF30	30A	50



C SEE BELOW
Automotive MINI Blade Fuses

Model No:	Rating:	Pack Qty:
MBF250	2A	50
MBF350	3A	50
MBF450	4A	50
MBF550	5A	50
MBF7550	7.5A	50
MBF1050	10A	50
MBF1550	15A	50
MBF2050	20A	50
MBF2550	25A	50
MBF3050	30A	50



D SEE BELOW
Automotive Standard Blade Fuses

Model No:	Rating:	Pack Qty:
SBF350	3A	50
SBF550	5A	50
SBF7550	7.5A	50
SBF1050	10A	50
SBF1550	15A	50
SBF2050	20A	50
SBF3050	30A	50



E SEE BELOW
Automotive MAXI Blade Fuses

Model No:	Rating:	Pack Qty:
MF2010	20A	10
MF3010	30A	10
MF4010	40A	10
MF5010	50A	10
MF6010	60A	10
MF7010	70A	10
MF8010	80A	10



F BCF36
36pc Automotive MAXI Blade Fuse Assortment

Contents (Approximate Quantity): 20A, 30A, 40A, 50A (6 of each), 60A, 70A, 80A, 100A (3 of each)



G BCF100
100pc Automotive MINI Blade Fuse Assortment

Contents (Approximate Quantity): 2A, 3A, 4A, 5A, 7.5A, 10A, 15A, 20A, 25A, 30A (10 of each)



H BCF120
120pc Automotive Standard Blade Fuse Assortment

Contents (Approximate Quantity): 3A, 5A, 7.5A, 15A, 20A, 30A (15 of each), 10A (x30)



I SEE BELOW
Rubber Lined P-Clips

Model No:	Size:	Pack Qty:
PCJ5	Ø5mm	25
PCJ6	Ø6mm	25
PCJ8	Ø8mm	25
PCJ10	Ø10mm	25
PCJ13	Ø12/13mm	25
PCJ16	Ø16mm	25
PCJ21	Ø21mm	25
PCJ25	Ø25mm	25
PCJ29	Ø29mm	25
PCJ32	Ø32mm	25
PCJ35	Ø35mm	25
PCJASS	Ø6, 8, 10, 13, 16, 21mm	60 (10 of each)



J SEE BELOW
10m Spiral Wrap Cable Sleeving

Temperature range of -30°C to +100°C.

Model No:	Type:	Size:
SWS48	Spiral	Ø4-8mm
SWS816	Spiral	Ø8-16mm
SWS1428	Spiral	Ø14-28mm
SWS2244	Spiral	Ø22-44mm




K SEE BELOW
Split Convuluted Cable Sleeving

Temperature range: -40°C to +135°C.

Model No:	Type:	Length:	Size:
CTS0710	Split	10m	Ø7-10mm
CTS0750	Split	50m	Ø7-10mm
CTS07100	Split	100m	Ø7-10mm
CTS07200	Split	200m	Ø7-10mm
CTS1210	Split	10m	Ø12-16mm
CTS1250	Split	50m	Ø12-16mm
CTS12100	Split	100m	Ø12-16mm
CTS12200	Split	200m	Ø12-16mm
CTS1710	Split	10m	Ø17-21mm
CTS2210	Split	10m	Ø22-27mm

Red terminals on this page are suitable for cable size 22-18 AWG

Easy-Entry terminals are designed to help you slide the cable in without fouling.



A-C SEE BELOW
Red Push-On Female Terminals

Model No:	Size:	Pack Qty:
A RT19	2.8mm	100
B RT20	4.8mm	100
C RT21	6.3mm	100



H-J SEE BELOW
Red Fully Insulated Female Terminals

Model No:	Size:	Pack Qty:
H RT28	2.8mm	100
I RT30	4.7mm	100
J RT16	6.3mm	100



S RT22
6.3mm Red Push-On Male Terminal

Size:	6.3mm
Pack Qty:	100



T RT17
6.3mm Red Piggy-Back Terminal

Size:	6.3mm
Pack Qty:	100



For our full range of electrical cable, see page 1103.



D RT29
Ø3.3mm Red Butt Connector Terminal

Size:	Ø3.3mm
Pack Qty:	100




E RT23
Ø4mm Red Female Socket Terminal

Size:	Ø4mm
Pack Qty:	100



K RT11
Ø4mm Red Male Bullet Terminal

Size:	Ø4mm
Pack Qty:	100



M-P SEE BELOW
Red Easy-Entry Ring Terminals

Model No:	Size:	Pack Qty:
M RT24	Ø4.3mm (4BA)	100
N RT25	Ø5.3mm (2BA)	100
O RT26	Ø6.4mm (1/4")	100
P RT27	Ø8.4mm (5/16")	100



U AB039RT
260pc Red Crimp Terminal Assortment

Contents (Approximate Quantity): Bullet; Ø4mm (x30), Butt Connector; Ø3.3mm (x30), Easy-Entry Fork; Ø3.7mm(4BA) (x10), Ø5.3mm(2BA) (x10), Easy-Entry Pin; 12mm x Ø1.9mm (x10), Easy-Entry Ring; Ø5.3mm(2BA) (x10), Ø8.4mm(5/16") (x10), Female Socket; Ø4mm (x20), Fully Insulated Female; 4.7mm (x20), 6.3mm (x10), Piggy-Back; 6.3mm (x20), Push-On Female; 2.8mm (x20), 4.8mm (x20), 6.3mm (x20), Push-On Male; 6.3mm (x20)



F-G SEE BELOW
Red Easy-Entry Fork Terminals

Model No:	Size:	Pack Qty:
F RT13	Ø3.7mm (4BA)	100
G RT14	Ø5.3mm (2BA)	100



L RT18
12 x Ø1.9mm Red Easy-Entry Pin Terminal

Size:	12 x Ø1.9mm
Pack Qty:	100



Q RT10
18 x 2.3mm Red Blade Terminal

Size:	18 x 2.3mm
Pack Qty:	100



R QSPR
Red Quick Splice Connector

Cable Size:	22-18 AWG
Pack Qty:	100




V AB038MT
200pc Blue, Red & Yellow Crimp Terminal Assortment

Contents (Approximate Quantity): Blue; Bullet; Ø5mm (x10), Butt Connector; Ø4.5mm (x30), Easy-Entry Ring; Ø8.4mm(5/16") (x10), Female Socket; Ø5mm (x10), Fully Insulated Female; 6.3mm (x10), Push-On Female; 6.3mm (x10), Push-On Male; 6.3mm (x10), Red; Bullet; Ø4mm (x10), Butt Connector; Ø3.3mm (x20), Female Socket; Ø4mm (x10), Fully Insulated Female; 6.3mm (x10), Push-On Female; 2.8mm (x10), Push-On Male; 6.3mm (x10), Yellow; Butt Connector; Ø5.5mm (x20), Easy-Entry Ring; Ø6.4mm(1/4") (x10), Ø8.4mm(5/16") (x10)

Blue terminals on this page are suitable for cable size 16-14 AWG

Easy-Entry terminals are designed to help you slide the cable in without fouling.



A-B SEE BELOW
Blue Push-On Female Terminals

Model No:	Size:	Pack Qty:
A BT19	4.8mm	100
B BT20	6.3mm	100



E-F SEE BELOW
Blue Fully Insulated Female Terminals

Model No:	Size:	Pack Qty:
E BT15	4.8mm	100
F BT16	6.3mm	100



N BT17
6.3mm Blue Piggy-Back Terminal

Size:	6.3mm
Pack Qty:	100



O BT21
6.3mm Blue Push-On Male Terminal

Size:	6.3mm
Pack Qty:	100



T BT12
Ø4.5mm Blue Butt Connector Terminal

Size:	Ø4.5mm
Pack Qty:	100




U BT22
Ø5mm Blue Female Socket Terminal

Size:	Ø5mm
Pack Qty:	100




C BT11
Ø5mm Blue Male Bullet Terminal

Size:	Ø5mm
Pack Qty:	100



G-K SEE BELOW
Blue Easy-Entry Ring Terminals

Model No:	Size:	Pack Qty:
G BT24	Ø4.3mm (4BA)	100
H BT25	Ø5.3mm (2BA)	100
I BT26	Ø6.4mm (1/4")	100
J BT27	Ø8.4mm (5/16")	100
K BT23	Ø10.5mm (3/8")	100



P-Q SEE BELOW
Blue Easy-Entry Fork Terminals

Model No:	Size:	Pack Qty:
P BT13	Ø3.7mm (4BA)	100
Q BT14	Ø5.3mm (2BA)	100



V QSPB
Blue Quick Splice Connector

Cable Size:	16-14 AWG
Pack Qty:	100



D BT18
12 x Ø1.9mm Blue Easy-Entry Pin Terminal

Size:	12 x Ø1.9mm
Pack Qty:	100



L BT10
18 x 2.3mm Blue Blade Terminal

Size:	18 x 2.3mm
Pack Qty:	100



M AB040BT
280pc Blue Crimp Terminal Assortment

Contents (Approximate Quantity): Bullet; Ø5mm (x35), Butt Connector; Ø4.5mm (x40), Easy-Entry Blade; 18mm x 2.3mm (x40), Easy-Entry Fork; Ø3.7mm(4BA) (x10), Ø5.3mm(2BA) (x10), Easy-Entry Pin; 12mm x Ø1.9mm (x10), Easy-Entry Ring; Ø4.3mm(4BA) (x10), Ø6.4mm(1/4") (x10), Ø10.5mm(3/8") (x10), Female Socket; Ø5mm (x35), Fully Insulated Female; 4.8mm (x10), 6.3mm (x10), Piggy-Back; 6.3mm (x20), Push-On Female; 4.8mm (x10), 6.3mm (x10), Push-On Male; 6.3mm (x10)




R-S SEE BELOW
Assortment Boxes with Removable Dividers

Partitioned boxes with hinged lid. Supplied with removable dividers, allowing the boxes to be separated into separate compartments in various configurations. Two snap latches for secure closure. Can be easily stacked for storage.

Model No:	Overall Size (W x D x H):	Dividers:
R ABBOXMED	220 x 150 x 40mm	8
S ABBOXLAR	283 x 173 x 48mm	12

Yellow terminals on this page are suitable for cable size 12-10 AWG

Easy-Entry terminals are designed to help you slide the cable in without fouling.



A-B SEE BELOW

Yellow Push-On Female Terminals


Model No:	Size:	Pack Qty:
A YT13	6.3mm	100
B YT14	9.5mm	100



E YT11

6.3mm Yellow Fully Insulated Female Terminal

Size:	6.3mm
Pack Qty:	100



H-L SEE BELOW

Yellow Easy-Entry Ring Terminals

Model No:	Size:	Pack Qty:
H YT18	Ø5.3mm (2BA)	100
I YT19	Ø6.4mm (1/4")	100
J YT20	Ø8.4mm (5/16")	100
K YT16	Ø10.5mm (3/8")	100
L YT17	Ø13mm (1/2")	100

O SEE BELOW

Superseal Connectors

Designed for applications when a waterproof joint is required and is suitable for cable sizes from 0.5mm² to 1.5mm². Kit contains housing, terminals and seals.

Model No:	Ports:	Connector:	Pack Qty:
1 SSC1F	1-Way	Female	5
2 SSC1M	1-Way	Male	5
1+2 SSC1MF	1-Way	Male & Female	1
3 SSC2F	2-Way	Female	5
4 SSC2M	2-Way	Male	5
3+4 SSC2MF	2-Way	Male & Female	1
5 SSC3F	3-Way	Female	5
6 SSC3M	3-Way	Male	5
5+6 SSC3MF	3-Way	Male & Female	1
7 SSC4F	4-Way	Female	3
8 SSC4M	4-Way	Male	3
7+8 SSC4MF	4-Way	Male & Female	1
9 SSC5F	5-Way	Female	3
10 SSC5M	5-Way	Male	3
9+10 SSC5MF	5-Way	Male & Female	1
11 SSC6MF	6-Way	Male & Female	3



C YT21

Ø5mm Yellow Bullet Terminal

Size:	Ø5mm
Pack Qty:	100



F YT23

14 x Ø2.9mm Yellow Easy-Entry Pin Terminal


Size:	14 x Ø2.9mm
Pack Qty:	100



M YT10

Ø5.5mm Yellow Butt Connector Terminal

Size:	Ø5.5mm
Pack Qty:	100



D YT15

6.3mm Yellow Push-On Male Terminal

Size:	6.3mm
Pack Qty:	100



G YT22

Ø5mm Yellow Female Socket Terminal

Size:	Ø5mm
Pack Qty:	100



N AB041YT

140pc Yellow Crimp Terminal Assortment

Contents (Approximate Quantity): Bullet; Ø5mm (x10), Butt Connector; Ø5.5mm (x20), Easy-Entry Pin; 14 x Ø2.9mm (x10), Easy-Entry Ring; Ø5.3mm (2BA) (x10), Ø6.4mm (1/4") (x10), Ø8.4mm (5/16") (x10), Ø10.5mm (3/8") (x10), Ø13mm (1/2") (x10), Female Socket; Ø5mm (x10), Fully Insulated Female; 6.3mm (x10), Push-On Female; 6.3mm (x10), 9.5mm (x10), Push-On Male; 6.3mm (x10)



P SSCSET1

350pc Superseal Male & Female Connector Assortment

Designed for applications when a splashproof joint is required and is suitable for cable sizes from 0.5mm² to 1.5mm². Kit contains male and female housing, terminals and seals.

Contents (Approximate Quantity): 1-Way Female Connector (x6), 1-Way Male Connector (x6), 2-Way Female Connector (x6), 2-Way Male Connector (x6), 3-Way Female Connector (x4), 3-Way Male Connector (x4), 4-Way Female Connector (x4), 4-Way Male Connector (x4), 5-Way Female Connector (x3), 5-Way Male Connector (x3), 6-Way Female Connector (x2), 6-Way Male Connector (x2), Rubber Seal (x100), Female Pin (x100), Male Pin (x100)


A-U SEE BELOW

Heat Shrink Terminals

Fast shrink adhesive lined transparent tubing. Available in colour-coded sizes.

Red 22-18 AWG

A



A SEE BELOW

Ø4.8mm Red Heat Shrink Butt Connector Terminals

Model No:	Type:	Pack Qty:
RTSB50	Ø4.8mm	50
RTSB100	Ø4.8mm	100

D



E



D-E SEE BELOW

Red Heat Shrink Ring Terminals

Model No:	Type:	Pack Qty:
D RTSR2553	Ø5.3mm	25
E RTSR2564	Ø6.4mm	25

J



J RTSPF25

6.4mm Red Female Push-On Heat Shrink Terminal

Size:	6.4mm
Pack Qty:	25

M



M RTSPM25

6.3mm Red Male Push-On Heat Shrink Terminal

Size:	6.3mm
Pack Qty:	25

O



P



Q



R



O-R SEE BELOW

Heat Shrink Solder Butt Connector Terminals

Model No:	Cable Size:	Colour:	Pack Qty:
O RTSSB25	22-18 AWG	Red	25
P BTSSB25	16-14 AWG	Blue	25
Q YTSSB25	12-10 AWG	Yellow	25
R WTSSB25	24-22 AWG	White	25

Blue 16-14 AWG

B



B SEE BELOW

Ø5.8mm Blue Heat Shrink Butt Connector Terminals

Model No:	Type:	Pack Qty:
BTSB50	Ø5.8mm	50
BTSB100	Ø5.8mm	100

F



G



F-G SEE BELOW

Blue Heat Shrink Ring Terminals

Model No:	Type:	Pack Qty:
F BTSR2564	Ø6.4mm	25
G BTSR2584	Ø8.4mm	25

K



K BTSPF25

6.4mm Blue Female Push-On Heat Shrink Terminal

Size:	6.4mm
Pack Qty:	25

N



N BTSPM25

6.3mm Blue Male Push-On Heat Shrink Terminal

Size:	6.3mm
Pack Qty:	25

S



T



U



S-U SEE BELOW

Cold Seal Butt Connectors

One step termination and environmental protection. Butt connectors require no heat for installation, easy to install along with application flexibility. Connector prevents water entry under permanent pressure or weight.

Model No:	RTCS10	BTCS10	YTCS10
Type:	Ø4.3mm	Ø4.5mm	Ø5.9mm
Cable Size:	26-20 AWG	18-16 AWG	14-12 AWG
Range:	-55° to +150°C	-55° to +150°C	-55° to +150°C
Pack Qty:	10	10	10

Yellow 12-10 AWG

C



C YTSB50

Ø6.8mm Yellow Heat Shrink Butt Connector Terminal

Size:	Ø6.8mm
Pack Qty:	50

H



I



H-I SEE BELOW

Yellow Heat Shrink Ring Terminals

Model No:	Type:	Pack Qty:
H YTSR2564	Ø6.4mm	25
I YTSR2584	Ø8.4mm	25

L



L AB037HT

142pc Adhesive Lined Heat Shrink Terminal Assortment - Blue, Red, Yellow

Contents (Approximate Quantity): Red; Butt Connectors - Ø3.7mm (x20), Push-On Female - 6.4mm (x10), Push-On Male - 6.3mm (x10), Ring - 5.3mm (x7), 6.4mm (x7), Blue; Butt Connectors - Ø5mm (x20), Push-On Female - 6.4mm (x10), Push-On Male - 6.3mm (x10), Ring - 6.4mm (x7), 8.4mm (x7), Yellow; Butt Connectors - Ø6.5mm (x20), Ring - 6.4mm (x7), 8.4mm (x7)

V



V AK2933

Electronic Micro Soldering Torch

For more information, see page 265.



A-D SEE BELOW

Heat Shrink Butt Connector with Crimp & Solder - Packs of 25

Fast heat shrink tubing, allows the user to crimp the terminals for mechanical reliability but also to solder allowing for superior strength and conductivity and then seal for maximum durability.

	A	B	C	D
Model No:	HSSB25B	HSSB25C	HSSB25R	HSSB25Y
Cable Size:	16-14 AWG	26-24 AWG	22-18 AWG	12-10 AWG
Colour:	Blue	Clear	Red	Yellow
Pack Qty:	25	25	25	25



E-F SEE BELOW

13A Plugs

Model No:	Pack Size:
E PL13/320S	Single
F PL13/320	Box of 20



G-H SEE BELOW

13A Heavy-Duty Plugs

Model No:	Pack Size:
G PL/13/3S	Single
H PL/13/3	Box of 10



**I LED360USB.C
5V-1A USB Mains Charger**

Input Voltage:	230V
Output:	5V - 1A



**J LED061
9W B22 SMD LED Bulb - 6500K White Light**

Economical SMD LED bulb. Ideal as an energy efficient replacement for low efficiency halogen or filament bulbs. Fitted with B22 Bayonet cap, provides a 6500 Kelvin colour temperature known as white light. Not suitable for use with dimmer switches.

Supply:	230V
Power:	9W (90W Incandescent Equivalent)
Lumen Output:	810lm
Fitting:	B22 Bayonet Cap
Colour Temperature:	6500K



**K CC01
Multi Reel Dispenser Cable Carrier Stand**

Cable dispenser for reels of wire or electrical cable. Folds flat for easy storage. Robust steel construction will hold multiple reels. Five crocodile clips to secure end of cable to reel.

Capacity:	45kg
Overall Size (W x D x H):	750 x 320 x 350mm
Optional Wall Bracket:	CC01WB



A

A SEE BELOW

Thick Wall Automotive Cable

Thick wall single core PVC insulated automotive cable. Ideal for most popular vehicle applications. Always check the required amperage and mm² cable for your application before fitting. If in doubt consult a qualified automotive electrician.

Temperature Range:		-20°C to +80°C				
Model No:	Amps:	Core Type:	Length:	Section:	Core Colour:	
AC0507B	5A	Single	7m	0.5mm ²	Black	
AC0507G	5A	Single	7m	0.5mm ²	Green	
AC0507R	5A	Single	7m	0.5mm ²	Red	
AC0806B	8A	Single	6m	0.8mm ²	Black	
AC0806G	8A	Single	6m	0.8mm ²	Green	
AC0806R	8A	Single	6m	0.8mm ²	Red	
AC1704B	17A	Single	4m	2mm ²	Black	
AC1704G	17A	Single	4m	2mm ²	Green	
AC1704R	17A	Single	4m	2mm ²	Red	
AC2725B	27A	Single	2.5m	3mm ²	Black	
AC2725G	27A	Single	2.5m	3mm ²	Green	
AC2725R	27A	Single	2.5m	3mm ²	Red	



B

B SEE BELOW

Thin Wall Automotive Cable

Thin wall single core cable supplied on a cardboard reel. 2mm² Cross sections available in black, brown, blue, green, red, white and yellow. 1mm² and 3mm² Cross sections available in black and red. RoHS compliant.

Model No:	Amps:	Core Type:	Length:	Section:	Colour:
AC3220BK	16.5A	Single	50m	1mm ²	Black
AC3220RE	16.5A	Single	50m	1mm ²	Red
AC2830BK	25A	Single	50m	2mm ²	Black
AC2830BN	25A	Single	50m	2mm ²	Brown
AC2830BU	25A	Single	50m	2mm ²	Blue
AC2830GR	25A	Single	50m	2mm ²	Green
AC2830RE	25A	Single	50m	2mm ²	Red
AC2830WH	25A	Single	50m	2mm ²	White
AC2830YE	25A	Single	50m	2mm ²	Yellow
AC4430BK	33A	Single	30m	3mm ²	Black
AC4430RE	33A	Single	30m	3mm ²	Red



C

C SEE BELOW

30m Thick Wall Flat Twin Automotive Cable

Flat, thick wall twin core cable supplied on a cardboard reel. Black sheath surrounding black and red cores. Cross sections of 2 x 1mm² (8.75A) and 2 x 2mm² (17.5A) available. RoHS compliant.

Model No:	Amps:	Core Type:	Length:	Section:	Core Colour:
AC1430TWTK	8.75A	Twin	30m	2 x 1mm ²	Red/Black
AC2830TWTK	17.5A	Twin	30m	2 x 2mm ²	Red/Black



D

D SEE BELOW

30m Thin Wall Flat Twin Automotive Cable

Flat, thin wall twin core cable supplied on a cardboard reel. Black sheath surrounding black and red cores. Cross sections of 2 x 1mm² (8.75A) and 2 x 2mm² (17.5A) available. RoHS compliant.

Model No:	Amps:	Core Type:	Length:	Section:	Core Colour:
AC3220TWTN	8.75A	Twin	30m	2 x 1mm ²	Red/Black
AC2830TWTN	17.5A	Twin	30m	2 x 2mm ²	Red/Black



E

E SEE BELOW

10m 170A Automotive Starter Cable

Single core insulated battery/starter cable. Resistant to petrol, lubricating oils and diluted acids. Black or red outer sheath. RoHS compliant.

Model No:	Amps:	Core Type:	Length:	Section:	Colour:
AC25SQBK	170A	Single	10m	25mm ²	Black
AC25SQRE	170A	Single	10m	25mm ²	Red




F

F SEE BELOW

10m 300A Automotive Starter Cable

Single core insulated battery/starter cable. Black or red outer sheath. Resistant to petrol, lubricating oils and diluted acids. RoHS compliant.

Model No:	Amps:	Core Type:	Length:	Section:	Colour:
AC40SQBK	300A	Single	10m	40mm ²	Black
AC40SQRE	300A	Single	10m	40mm ²	Red



G

H

I

G-I SEE BELOW

30m Multi-Core Thin Wall Automotive Cable

Thin wall multi-core cable supplied on a cardboard reel. Black outer sheath. RoHS compliant.

Model No:	Amps:	Core Type:	Length:	Section:	Core Colour:
G AC24204CTH	14A	4-Core	30m	4 x 0.75mm ²	Mixed
H AC24207CTH	14A	7-Core	30m	7 x 0.75mm ²	Mixed
I AC28307CTH	16.5A 25A	6 + 1 Core	30m	6 x 1mm ² 1 x 2mm ²	Mixed



A HST501B
180pc 50 & 100mm Heat Shrink Tubing Assortment - Black

Length:	50mm
Size (Qty):	Ø3.2 (x60), Ø4.8 (x40), Ø6.4mm (x20)
Length:	100mm
Size (Qty):	Ø3.2 (x30), Ø4.8 (x20), Ø6.4mm (x10)



B HST501BR
180pc 50 & 100mm Heat Shrink Tubing Assortment - Black & Red

Length:	50mm
Size (Qty):	Ø3.2 (x60), Ø4.8 (x40), Ø6.4mm (x20)
Length:	100mm
Size (Qty):	Ø3.2 (x30), Ø4.8 (x20), Ø6.4mm (x10)



C HST501MC
180pc 50 & 100mm Heat Shrink Tubing Assortment - Mixed Colours

Length:	50mm
Size (Qty):	Ø3.2 (x60), Ø4.8 (x40), Ø6.4mm (x20)
Length:	100mm
Size (Qty):	Ø3.2 (x30), Ø4.8 (x20), Ø6.4mm (x10)



D HST100B
95pc 100mm Heat Shrink Tubing Assortment - Black

Length:	100mm
Size (Qty):	Ø3.2 (x30), Ø4.8 (x40), Ø6.4 (x10), Ø9.5 (x10), Ø12.7mm (x5)




E HST100BR
95pc 100mm Heat Shrink Tubing Assortment - Black & Red

Length:	100mm
Size (Qty):	Ø3.2 (x30), Ø4.8 (x40), Ø6.4 (x10), Ø9.5 (x10), Ø12.7mm (x5)



F HST100MC
95pc 100mm Heat Shrink Tubing Assortment - Mixed Colours

Length:	100mm
Size (Qty):	Ø3.2 (x30), Ø4.8 (x40), Ø6.4 (x10), Ø9.5 (x10), Ø12.7mm (x5)



G HST50MC
190pc 50mm Heat Shrink Tubing Assortment - Mixed Colours

Length:	50mm
Size (Qty):	Ø3.2 (x70), Ø4.8 (x70), Ø6.4mm (x50)



H HST200B
100pc 200mm Heat Shrink Tubing - Black

Length:	200mm
Size (Qty):	Ø3.2 (x30), Ø4.8 (x30), Ø6.4 (x20), Ø9.5 (x10), Ø12.7mm (x10)



I HST200BR
100pc 200mm Heat Shrink Tubing Black & Red

Length:	200mm
Size (Qty):	Ø3.2 (x30), Ø4.8 (x30), Ø6.4 (x20), Ø9.5 (x10), Ø12.7mm (x10)



J HST200MC
100pc 200mm Heat Shrink Tubing Mixed Colours

Length:	200mm
Size (Qty):	Ø3.2 (x32), Ø4.8 (x32), Ø6.4 (x20), Ø9.5 (x8), Ø12.7mm (x8)



K AK4042
Micro Butane Heating Torch

Professional micro design featuring piezoelectric ignition. Fitted with anti-ignition cap to prevent accidental operation. Unit produces flame of up to 1300°C and will operate for up to 30 minutes on a single fill. Features adjustable flame control and continuous flame switch. Powered by Butane (lighter fuel).



L HS105
1600W Hot Air Gun 375°C/500°C
For full details, see page 889.



A HSTAL72B
72pc 200mm Heat Shrink Dual Wall Adhesive Lined Tubing - Black

Dual wall adhesive provides waterproof and moisture resistant tubing. RoHS compliant. Shrink ratio 3:1 when heated to 90°C.

Contents (Approximate Qty): Ø2.4 (x18), Ø3.2 (x18), Ø4.8 (x12), Ø6.4 (x12), Ø9.5 (x6), Ø12.7mm (x6)



B HSTAL72BR
72pc 200mm Heat Shrink Dual Wall Adhesive Lined Tubing - Black & Red

Dual wall adhesive provides waterproof and moisture resistant tubing. RoHS compliant. Shrink ratio 3:1 when heated to 90°C.


Contents (Approximate Qty): Ø2.4 (x18), Ø3.2 (x18), Ø4.8 (x12), Ø6.4 (x12), Ø9.5 (x6), Ø12.7mm (x6)



C HSTAL72MC
72pc 200mm Heat Shrink Dual Wall Adhesive Lined Tubing - Mixed Colours

Dual wall adhesive provides waterproof and moisture resistant tubing. RoHS compliant. Shrink ratio 3:1 when heated to 90°C.

Contents (Approximate Qty): Ø2.4 (x18), Ø3.2 (x18), Ø4.8 (x12), Ø6.4 (x12), Ø9.5 (x6), Ø12.7mm (x6)



D HST590MC
590pc 50, 100, 150 & 200mm Heat Shrink Tubing Assortment - Mixed Colours

RoHS compliant heat shrink tubing. Shrink ratio 2:1 when heated to 90°C. Supplied in partitioned box.

Contents (Approximate Quantity): 50mm; Ø1.2 (x100), Ø1.6 (x100), 100mm; Ø2.4 (x100), Ø3.2 (x100), Ø4.8 (x50), Ø6.4 (x50), Ø9.5 (x30), Ø12.7 (x30), 150mm; Ø19.1 (x15), 200mm; Ø25.4mm (x15)



E HSTAL261MC
261pc 100 & 150mm Adhesive Lined Heat Shrink Tubing Assortment - Mixed Colours

RoHS compliant heat shrink adhesive lined tubing. Shrink ratio 3:1 when heated to 100°C. Supplied in partitioned box.

Contents (Approximate Quantity): 100mm; Ø2.4 (x90), Ø3.2 (x60), Ø4.8 (x36), Ø6.4 (x30), Ø9.5 (x18), Ø12.7 (x12), 150mm; Ø15.4 (x6), Ø19.1 (x6), Ø25.4mm (x3)

F SEE BELOW
Heat Shrink Tubing - Black

Model No:	Size:	Tube Length:
HST3215	Ø3.2mm - 1.6mm	15m
HST4812	Ø4.8mm - 2.4mm	12m
HST6412	Ø6.4mm - 3.2mm	12m
HST9508	Ø9.5mm - 4.8mm	8m
HST12708	Ø12.7mm - 6.4mm	8m

G SEE BELOW
Heat Shrink Tubing - Red

Model No:	Size:	Tube Length:
HST3215R	Ø3.2mm - 1.6mm	15m
HST4812R	Ø4.8mm - 2.4mm	12m
HST6412R	Ø6.4mm - 3.2mm	12m
HST9508R	Ø9.5mm - 4.8mm	8m
HST12708R	Ø12.7mm - 6.4mm	8m





A SEE BELOW

19mm x 20m PVC Insulating Tape

Insulating tape, flame retardant to BS EN 60454-2. RoHS compliant.

Length:	20m	
Width:	19mm	
Thickness:	0.15mm	
Model No:	Colour:	Pack Qty:
ITBLU10	Blue	10
ITBLK10	Black	10
ITRED10	Red	10
ITYEL10	Yellow	10
ITWHT10	White	10



B ITMIX10

19mm x 20m PVC Insulating Tape Mixed Colours

Insulating tape, flame retardant to BS EN 60454-2. RoHS compliant.

Length:	20m	
Width:	19mm	
Thickness:	0.15mm	
Colours:	Yellow, Red, Black, White, Blue (2 of Each)	
Pack Qty:	10	



This product cannot be used with Petrol, Diesel or Brake Fluid

C-E SEE BELOW

5m Silicone Repair Tape

Silicone repair tape used for covering electrical repairs to help create a moisture barrier. Can also be used as a temporary fix on household water pipes and car radiator pipes. Self-fusing and remains flexible. RoHS Compliant.

Tensile Strength:	950psi		
Electrical Insulation:	8000V		
Temperature Range:	-50°C to +260°C		
Model No:	Colour:	Width:	Length:
C ST5C	Clear	25mm	5m
D ST5R	Red	25mm	5m
E ST5B	Black	25mm	5m



F-G SEE BELOW

General-Purpose Masking Tape

Suitable for use up to 60°C.

Model No:	Width:	Length:
F MTG24P	24mm	50m
G MTG48P	48mm	50m




H-I SEE BELOW

Duct Tape

General-purpose duct tape with a gloss finish. Easy to unwind and tear by hand. Reliably strong and adheres instantly.

Model No:	Colour:	Width:	Length:
H DTW	White	50mm	50m
I DTR	Red	50mm	50m



J-K SEE BELOW

Duct Tape

General-purpose duct tape with a gloss finish. Unwinds and tears easily for use, with a very strong initial stick.

Model No:	Colour:	Width:	Length:
J DTB	Black	48mm	50m
K DTS	Silver	48mm	50m



L CT375

Cable Tie Assortment - Pack of 375

Pack of approximately 375 cable ties. Five colours of each size. For our full range of Cable Ties, see page 1109.




M SEE BELOW

Double-Sided Adhesive Foam Tape Green Backing

Double-sided polyethylene closed cell foam tape with green backing. Ideal for bonding irregular surfaces.

Model No:	Width:	Length:
DSTG1210	12mm	10m
DSTG1910	19mm	10m
DSTG2510	25mm	10m
DSTG5010	50mm	10m





A-B SEE BELOW
50mm x 33m Hazard Warning Tape
 PVC film with adhesive back.

Width:	50mm
Length:	33m
Model No:	Colour:
A HWTBY	Black/Yellow
B HWTRW	Red/White




C-D SEE BELOW
80mm x 100m
Non-Adhesive Hazard Warning Barrier Tape
 Non-adhesive PE film.

Width:	80mm
Length:	100m
Model No:	Colour:
C BTBY	Black/Yellow
D BTRW	Red/White



E-F SEE BELOW
50mm x 18m Self-Adhesive Anti-Slip Tape
 Anti-slip tape, for marking out hazards and providing extra grip where necessary.

Width:	50mm
Length:	18m
Model No:	Colour:
E ANTB18	Black
F ANTB18	Black/Yellow



G SRT150
100mm x 1.5m Seal & Repair Tape
 Strong, rubberised, extremely adhesive. Seal and repair tape is waterproof, flexible, heat and cold resistant (-45°C to 90°C). Will adhere to PVC, metal, wood, ceramic, glass, stone and many other surfaces. Designed as a temporary repair.

Width:	100mm
Length:	1.5m



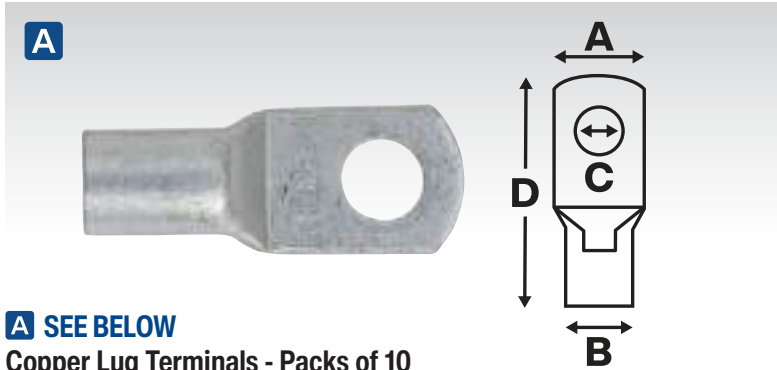
H FT01
19mm x 15m Fleece Tape - Black
 Fleece tape ideal for keeping wire bundles neat and tidy on vehicles or machinery in the workplace. Features of the fleece tape include noise damping, abrasion resistance and bundling strength, all whilst keeping wire bundles flexible.

Width:	19mm
Length:	15m




I PTFE1210
PTFE Thread Sealing Tape - Pack of 10
 Polytetrafluoroethylene (PTFE) tape for sealing thread joints. When applied onto a thread it forms an airtight seal. Commonly used with airline system fittings. Supplied in plastic case.

Width:	12mm
Length:	12m
Thickness:	0.075mm
Pack Qty:	10



A SEE BELOW
Copper Lug Terminals - Packs of 10

Model No:	Width(A):	Cable Size (B):	Screw Hole Diameter (C):	Length (D):
LT108	12.6mm	10mm ²	Ø8mm	27mm
LT168	12.6mm	16mm ²	Ø8mm	29.5mm
LT256	15mm	25mm ²	Ø6mm	33mm
LT258	15mm	25mm ²	Ø8mm	33mm
LT3510	15mm	35mm ²	Ø10mm	33mm
LT358	15.2mm	35mm ²	Ø8mm	38mm
LT5010	18.5mm	50mm ²	Ø10mm	44.5mm
LT508	18.5mm	50mm ²	Ø8mm	44.5mm
LT7010	21.4mm	70mm ²	Ø10mm	54.2mm
LT7012	21.4mm	70mm ²	Ø12mm	54.2mm



B AB016CT
52pc Copper Lug Terminal Assortment

Contents (Approximate Quantity): Cable Size x Bolt Hole Size;
 10mm² x Ø8mm (x6), 16mm² x 8mm (x6), 25mm² x 6mm (x5), 25mm² x 8mm (x5),
 35mm² x 8mm (x5), 35mm² x 10mm (x5), 50mm² x 8mm (x5), 50mm² x 10mm (x5),
 70mm² x 10mm (x5), 70mm² x 12mm (x5)



E AK120B
10-120mm² Copper Lug Terminal Crimping Tool

Crimp range 10-120mm². BS Standard type terminal. Made from SCM-40 hard tool steel. Accurate bore diameter and good crimping effect.

Crimp Range: 10-120mm²



C SEE BELOW
12V Light-Duty Battery Terminals

Model No:	Post Type:	Cable Size:	Pack Qty:
BTP1	Positive	25mm ²	10
BTN2	Negative	25mm ²	10



D SEE BELOW
24V Medium-Duty Battery Terminals

Model No:	Post Type:	Cable Size:	Pack Qty:
BTP3	Positive	60mm ²	10
BTN4	Negative	60mm ²	10



F SEE BELOW
24V Heavy-Duty Battery Terminals

Model No:	Post Type:	Cable Size:	Pack Qty:
BTP21	Positive	70mm ²	5
BTN22	Negative	70mm ²	5



G SEE BELOW
24V Battery Terminals Post with Washer & Wing Nut

Model No:	Post Type:	Pack Qty:
BTP23	Positive	5
BTN24	Negative	5




H SEE BELOW
24V Battery Terminals Post with Washer & Nut

Model No:	Post Type:	Pack Qty:
BTP25	Positive	5
BTN26	Negative	5



I BTANT1224V
12V-24V Anti-Theft Battery & Fuse Holder
Brass plated finish and RoSH compliant.

Continuous Rating:	125A
Crank Rate:	500A
Voltage:	12V-24V



J BTQK12
Quick Release Positive-Negative Battery Clamps - Pair

Cable Size:	25mm ²
Positive Post Size:	Ø19mm
Negative Post Size:	Ø17.5mm




A SEE BELOW

Cable Ties - Black

Temperature range -40°C to +85°C.

Model No:	Size:	Pack Qty:
CT10025P200	100 x 2.5mm	200
CT15036P100	150 x 3.4mm	100
CT20048P100	200 x 4.4mm	100
CT30048P100	300 x 4.4mm	100
CT35076P50	350 x 7.6mm	50
CT38048P100	380 x 4.4mm	100
CT45076P50	450 x 7.6mm	50
CT65012P50	650 x 12mm	50



B SEE BELOW

Cable Ties - White

Temperature range -40°C to +85°C.

Model No:	Size:	Pack Qty:
CT10025P200W	100 x 2.5mm	200
CT15036P100W	150 x 3.4mm	100
CT20048P100W	200 x 4.4mm	100
CT30048P100W	300 x 4.4mm	100
CT38048P100W	380 x 4.4mm	100
CT45076P50W	450 x 7.6mm	50



C SEE BELOW

Cable Ties - Black & White Assorted Packs

Temperature range -40°C to +85°C.

Model No:	Size:	Colour:	Pack Qty:
CT600BW	100 x 2.5mm	Black	600
	150 x 3.4mm	&	(100 of each)
	200 x 4.4mm	White	
CT75B	100 x 2.5mm	Black	75
	150 x 3.4mm		(25 of each)
	200 x 4.4mm		
CT75W	100 x 2.5mm	White	75
	150 x 3.4mm		(25 of each)
	200 x 4.4mm		



D CT200

Cable Tie Assortment 100 x 2.5mm Pack of 200

Pack of approximately 200 cable ties. Four colours.

Size:	100 x 2.5mm
Colours:	Blue, Green, Red, Yellow



E CT375

Cable Tie Assortment - Pack of 375

Pack of approximately 375 cable ties. Five colours of each size.

Size:	100 x 2.5, 150 x 3.6, 200 x 4.4mm
Colours:	Black, Green, Red, Yellow, White



F SEE BELOW

Cable Ties - Coloured - Packs of 100

Temperature range -40°C to +85°C.

Model No:	Size:	Colour:	Pk Qty:
CT20048P100Y	200 x 4.4mm	Yellow	100
CT20048P100R	200 x 4.4mm	Red	100
CT20048P100G	200 x 4.4mm	Green	100
CT20048P100B	200 x 4.4mm	Blue	100
CT30048P100S	300 x 4.4mm	Silver	100
CT38048P100S	380 x 4.4mm	Silver	100



G SEE BELOW

Self-Adhesive Cable Tie Mounts - Packs of 100

Model No:	Size:	Colour:	Max. Tie Width:
CTM2020B	20 x 20mm	Black	5mm
CTM2525B	25 x 25mm	Black	6mm
CTM3030B	30 x 30mm	Black	8mm
CTM2020W	20 x 20mm	White	5mm
CTM2525W	25 x 25mm	White	6mm
CTM3030W	30 x 30mm	White	8mm



H AK3254

Cable Tie Fastening Tool

Used for tightening cable ties up to 2.5mm thick and up to 9.5mm wide. Spring loaded handle and spring loaded cutter.

Jaw Height:	2.5mm
Jaw Width:	9.5mm





A SEE BELOW

Duraboot Stretch CVJ Boots

Made from high quality neoprene that is resistant to grease, water, ozone, abrasion and extremes of temperature. Supplied with fitting kit including clips and grease sachet.

Model No:	Joint Diameter:	Length:
DBC100	Ø80-104mm	90mm
DBC200	Ø73-95mm	106mm
DBC300	Ø86-112mm	119mm
DBC400	Ø80-104mm	112mm
DBC500	Ø70-91mm	84mm
DBC600	Ø76-99mm	92mm
DBC700	Ø74-96mm	99mm
DBC800	Ø60-78mm	104mm



E CVS18

Ø56-120mm Universal Split CVJ Boot

No dismantling of joint/shaft required and can be fitted in 20 minutes. Supplied with fitting kit including clips, grease sachet, disposable gloves, glue, cutting guide and fitting instructions.

Joint Diameter:	Ø56-120mm
Shaft Diameter:	Ø19-35mm



H SEE BELOW

Universal Stretch CVJ Boots

Supplied with fitting kit including clips, grease sachet and cutting guide. Suitable for vans and light commercial vehicles.

Model No:	Joint Diameter:	Qty:	Shaft Diameter:
CV88	Ø80-120mm	1	Ø28-40mm
CV96	Ø56-116mm	1	Ø19-28mm
CV9612	Ø56-116mm	12	Ø19-28mm



B-C SEE BELOW

CVJ Boot Ear Clamps - Packs of 25

Stainless steel, single ear, low profile CVJ boot clamps. Manufactured to DIN 1.4301

Model No:	Diameter:
B CVC01	Ø19-40mm
C CVC02	Ø50-110mm



F BSL102

Universal CVJ Boot Clamp Kit

Kit includes 56m high quality stainless steel banding with a tensile strength of 420N/mm². The dispenser case also houses 150pc* clamp sets and unique pliers with integrated cutters and band tensioner.

Band Size:	5.5 x 0.4mm
Band Length:	56m
Clamps/Buckles:	150pc*

*Approximate



I CV96EU

Ø56-116mm Universal Stretch CVJ Boot EU

Universal CVJ boot made from high quality neoprene material suitable for use with air operated boot installation tools. Supplied with fitting kit including clips and cutting guide. Suitable for most car and car-derived van applications.

Joint Diameter:	Ø56-116mm
Shaft Diameter:	Ø19-28mm



D RJC01

Car Ball Joint Dust Covers Pack of 6 Assorted

Multipurpose ball joint dust covers easily replace split or damaged dust covers on otherwise serviceable ball joints, avoiding MOT test failure. Pack contains six ball joint dust covers supplied in three different sizes (two of each) with retaining O-rings and fitting tool. Covers a wide range of car and small commercial vehicle applications.

Cover Size:	Hole Size:
Small	Ø10mm/25mm
Medium	Ø12mm/36.5mm
Large	Ø15mm/30mm



G RJC02

Commercial Vehicle Ball Joint Dust Covers - Pack of 3

Multipurpose ball joint dust covers easily replace split or damaged dust covers on otherwise serviceable ball joints, avoiding MOT test failure. Pack contains three ball joint dust covers supplied with retaining O-rings and fitting tool. Covers a wide range of commercial vehicle applications.

Hole Sizes:	Ø18mm/40.5mm
--------------------	--------------



J SRBK200

Universal Steering Rack Boot Kit

Universal steering rack boot kit. Inner and outer ends feature trimable sections to facilitate a wide variety of applications. Supplied with plastic securing ties. Contains two steering rack boots.

Inner End Diameter:	Ø 30, 35, 50mm
Outer End Diameter:	Ø 10, 30, 40mm

A SEE BELOW

Wheel Weights Hammer-On Zinc - Steel Wheels

Zinc hammer-on wheel weights. Suitable for most European and Asian vehicles with steel rims. Manufactured to high quality to meet OEM standards.

Model No:	Weight:	Pack Qty:
WWSH05	5g	100
WWSH10	10g	100
WWSH15	15g	100
WWSH20	20g	100
WWSH25	25g	100
WWSH30	30g	100
WWSH35	35g	50
WWSH40	40g	50
WWSH45	45g	50
WWSH50	50g	50



C SEE BELOW

Wheel Weights Hammer-On Plastic Coated Zinc - Alloy Wheels

Plastic coated zinc hammer-on wheel weights. Suitable for most European and Asian vehicles with alloy rims. Manufactured to high quality to meet OEM standards.

Model No:	Weight:	Pack Qty:
WWAH05	5g	100
WWAH10	10g	100
WWAH15	15g	100
WWAH20	20g	100
WWAH25	25g	100
WWAH30	30g	100
WWAH35	35g	50
WWAH40	40g	50
WWAH45	45g	50
WWAH50	50g	50




B

B TST04

Alloy Rim Tyre Valve Installer

Simplifies installation of tyre valves in tubeless wheels. Pulls tyre valve assembly through rim. Shank is notched to accommodate various rim styles. Manufactured from resilient nylon to minimize damage and marking to alloy wheels. Features a valve core removal tool mounted in the base of the handle.

Length: 270mm



D

D SEE BELOW

Snap-in Tubeless Tyre Valves

Manufactured from EDPM rubber which prevents dry rot and wear.

Model No:	Wheel Rim Hole Size:	Length:	Pack Qty:
TV412	11.5mm (0.453")	22mm	100
TV413	11.5mm (0.453")	30mm	100
TV414	11.5mm (0.453")	38mm	100
TV418	11.5mm (0.453")	49mm	100



E

E SEE BELOW

Adhesive Wheel Weights - Zinc Plated Steel

Zinc plated adhesive wheel weights. Suitable for most European and Asian vehicles with alloy rims. Strong adhesive backing with a corrosion resistant finish. Manufactured to high quality to meet OEM standards.

Model No:	Type:	Weight:	Pack Qty:
WWSA5	Standard	5g	100 x Strip of 12
WWSA510	Standard	5/10g	100 x Strip of 8 (4 of each Weight)
WWSA5PC	Plastic Coated	5g	100 x Strip of 12
WWSA510PC	Plastic Coated	5/10g	50 x Strip of 8 (4 of each Weight)
WWSA5B	Black	5g	50 x Strip of 12
WWSA510B	Black	5/10g	50 x Strip of 8 (4 of each Weight)


F-I SEE BELOW

Exhaust Mounting Rubbers - Packs of 2

Packs of two rubber exhaust mounts. Common sizes to fit many models of vehicle.

Model No:	Dimensions (W x D x H):	Mounting Holes:	Distance Between Mounts:
F EX01	70 x 45 x 37mm	Ø9mm, 18 x 10mm Oval	33mm
G EX02	60 x 41 x 20mm	Ø10.5mm	24mm
H EX03	62 x 54 x 13.5mm	3.5mm High 180° Slots	11mm
I EX04	59 x 59 x 13.5mm	Ø30mm	n/a





A SEE BELOW
25ft Brake Pipe Copper Tubing

Model No:	Gauge:	Pipe Size:
CBP001	20	Ø3/16"
CBP002	22	Ø3/16"



B SEE BELOW
25ft Brake Pipe Seamless Tubing
Cupro-Nickel BS EN 12449 CW024A

Model No:	Gauge:	Pipe Size:
CNP316	22	Ø3/16"
CNP005	22	Ø5/16"



C VS5056
Brake Pipe Straightening Tool

Brake pipe straightener designed for use on automotive applications. This unique design is fast and easy-to-use. Suitable for 3/16"(4.76mm) cupro-nickel, copper and steel pipe. Features hole for marker pen.



D BS10125
M10 x 25mm 1mm Pitch
Brake Bleed Screw

Pipe Size:	Ø3/16"
Length:	25mm
Thread Size:	M10 x 1mm
Pack Qty:	10



E BS10130
M10 x 30mm 1mm Pitch
Brake Bleed Screw

Pipe Size:	Ø3/16"
Length:	30mm
Thread Size:	M10 x 1mm
Pack Qty:	10



F BS7128
M7 x 28mm 1mm Pitch
Brake Bleed Screw

Pipe Size:	Ø3/16"
Length:	28mm
Thread Size:	M7 x 1mm
Pack Qty:	10



G BS8125
M8 x 24mm 1.25mm Pitch
Brake Bleed Screw

Pipe Size:	Ø3/16"
Length:	24mm
Thread Size:	M8 x 1.25mm
Pack Qty:	10



H BS1428
1/4"UNF x 28mm 28tpi
Brake Bleed Screw

Pipe Size:	Ø3/16"
Length:	28mm
Thread Size:	1/4"UNF x 28tpi
Pack Qty:	10



I BS6129
M6 x 29mm 1mm Pitch
Brake Bleed Screw

Pipe Size:	Ø3/16"
Length:	29mm
Thread Size:	M6 x 1mm
Pack Qty:	10



J BS3824
3/8"UNF x 32mm 24tpi
Brake Bleed Screw

Pipe Size:	Ø3/16"
Length:	32mm
Thread Size:	3/8"UNF x 24tpi
Pack Qty:	10



K BS382438
3/8"UNF x 38mm 24tpi
Brake Bleed Screw

Pipe Size:	Ø3/16"
Length:	38mm
Thread Size:	3/8"UNF x 24tpi
Pack Qty:	10



L AB160BN
160pc Bleed Nipple Assortment - Metric & Imperial

Contents (Approximate Quantity):
Brake Bleed Screw Set; 3/8"UNF x 38mm 24tpi (x10), 3/8"UNF x 32mm 24tpi (x20), M6 x 29mm 1mm Pitch (x40), 1/4"UNF x 28mm 28tpi Long (x10), M8 x 24mm 1.25mm Pitch (x20), M7 x 28mm 1mm Pitch (x10), M10 x 30mm 1mm Pitch (x20), M10 x 25mm 1mm Pitch (x30)




M AB068BPN
200pc Brake Pipe Nut Assortment - Metric & Imperial

Contents (Approximate Quantity):
Ø3/16" Pipe; 3/8"UNF x 24tpi Long Female (x10), M10 x 1mm Short Female (x30), 3/8"UNF x 24tpi Long Male (x10), M10 x 1mm Short Male (x100), M10 x 1mm Long Male (x5), M10 x 1mm Full Thread Male (x15), M10 x 1.25mm Long Male (x5), M10 x 1.25mm Short Male (x5), 3/8"BSF x 20tpi Long Male (x5), M12 x 1mm Part Thread Male (x5), Ø1/4" Pipe; 7/16"UNF x 20tpi Male (x5), 12mm x 1mm Male (x5)




A BN3824LF
Long Female - Imperial

Pipe Size:	Ø3/16"
Thread Size:	3/8"UNF x 24tpi
Type:	Long Female
Flare Type:	SAE
Pack Qty:	25




B BN10100
Short Female - Metric

Pipe Size:	Ø3/16"
Thread Size:	M10 x 1mm
Type:	Short Female
Flare Type:	DIN
Pack Qty:	25




C BN3824LM
Long Male - Imperial

Pipe Size:	Ø3/16"
Thread Size:	3/8"UNF x 24tpi
Type:	Long Male
Flare Type:	SAE
Pack Qty:	25




D BN10100SM
Short Male - Metric

Pipe Size:	Ø3/16"
Thread Size:	M10 x 1mm
Type:	Short Male
Flare Type:	DIN
Pack Qty:	25




E BN10100LM
Long Male - Metric

Pipe Size:	Ø3/16"
Thread Size:	M10 x 1mm
Type:	Long Male
Flare Type:	DIN
Pack Qty:	25




F BN10100FT
Full Thread Male - Metric

Pipe Size:	Ø3/16"
Thread Size:	M10 x 1mm
Type:	Full Thread
Flare Type:	DIN
Pack Qty:	25




G BN10125LM
Long Male - Metric

Pipe Size:	Ø3/16"
Thread Size:	M10 x 1.25mm
Type:	Long Male
Flare Type:	DIN
Pack Qty:	25




H BN10125SM
Short Male - Metric

Pipe Size:	Ø3/16"
Thread Size:	M10 x 1.25mm
Type:	Short Male
Flare Type:	DIN
Pack Qty:	25



I BN3820LM
Long Male - Imperial

Pipe Size:	Ø3/16"
Thread Size:	3/8"BSF x 20tpi
Type:	Long Male
Flare Type:	SAE
Pack Qty:	25




J BN71620
Male - Imperial

Pipe Size:	Ø1/4"
Thread Size:	7/16"UNF x 20tpi
Type:	Male
Flare Type:	SAE
Pack Qty:	10




K BN121
Male - Metric

Pipe Size:	Ø1/4"
Thread Size:	M12 x 1mm
Type:	Male
Flare Type:	DIN
Pack Qty:	10




L BN12100PT
Part Thread Male - Metric

Pipe Size:	Ø3/16"
Thread Size:	M12 x 1mm
Type:	Male
Flare Type:	DIN
Pack Qty:	25




M BN3824SM
Short Male - Imperial

Pipe Size:	Ø3/16"
Thread Size:	3/8"UNF x 24tpi
Type:	Short Male
Pack Qty:	25



N BN3824MC
Male to Male - Imperial

Pipe Size:	Ø3/16"
Thread Size:	3/8"UNF x 24tpi
Type:	Male to Male
Pack Qty:	10




O BC101MC
Male to Male - Metric

Pipe Size:	Ø3/16"
Thread Size:	M10 x 1mm
Type:	Male to Male
Pack Qty:	10



P BC3824F
Female to Female - Imperial

Pipe Size:	Ø3/16"
Thread Size:	3/8"UNF x 24tpi
Type:	Female to Female
Pack Qty:	10



Q BC10100F
Female to Female - Metric

Pipe Size:	Ø3/16"
Thread Size:	M10 x 1mm
Type:	Female to Female
Pack Qty:	10



R BC38243WAY
3-Way - Imperial

Pipe Size:	Ø3/16"
Thread Size:	3/8"UNF x 24tpi
Type:	3-Way
Pack Qty:	1



S BC101003WAY
3-Way - Metric

Pipe Size:	Ø3/16"
Thread Size:	M10 x 1mm
Type:	3-Way
Pack Qty:	1



T VS4511
8 x 9mm Double End Brake Bleeder Spanner

For full details, see page 532.



A AB008GN
115pc Grease Nipple Assortment

Contents (Approximate Quantity): Straight; M6 x 1mm (x10), M8 x 1mm (x10), M8 x 1.25mm (x10), M10 x 1mm (x10), 45° Angle; M6 x 1mm (x10), M8 x 1mm (x5), M8 x 1.25mm (x10), M10 x 1mm (x10), 90° Angle; M6 x 1mm (x10), M8 x 1mm (x10), M8 x 1.25mm (x10), M10 x 1mm (x10)

B AB009GN
130pc Grease Nipple Assortment - Metric & Imperial

Contents (Approximate Quantity): Straight Metric; M6 x 1mm (x22), M8 x 1mm (x10), M10 x 1mm (x10), Straight Imperial; 1/4" BSP (x10), 1/4" UNF (x10), 1/8" BSP (x10), 45° Angle Metric; M6 x 1mm (x10), M8 x 1mm (x10), M10 x 1mm (x10), 45° Angle Imperial; 1/4" UNF (x10), 1/4" BSP (x8), 1/8" BSP Gas (x10)



C SEE BELOW
Straight Grease Nipples - Packs of 25

Straight grease nipples with Imperial/Metric threads.


Model No:	Thread Size:	Thread Type:	Pack Qty:
GNI16	1/4" BSP	Imperial	25
GNI17	1/4" UNF	Imperial	25
GNI18	1/8" BSP	Imperial	25
GNM18	M10 x 1mm	Metric	25
GNM19	M6 x 1mm	Metric	25
GNM20	M8 x 1mm	Metric	25
GNM21	M8 x 1.25mm	Metric	25



D SEE BELOW
45° Grease Nipples - Packs of 25

Angled grease nipples with Imperial/Metric threads.

Model No:	Thread Size:	Thread Type:	Pack Qty:
GNI10	1/4" UNF	Imperial	25
GNI11	1/8" BSP	Imperial	25
GNI12	1/4" BSP	Imperial	25
GNM10	M10 x 1mm	Metric	25
GNM11	M8 x 1mm	Metric	25
GNM12	M8 x 1.25mm	Metric	25
GNM13	M6 x 1mm	Metric	25



E SEE BELOW
90° Grease Nipples - Packs of 25

Angled grease nipples with Imperial/Metric threads.

Model No:	Thread Size:	Thread Type:	Pack Qty:
GNI13	1/4" BSP	Imperial	25
GNI14	1/4" UNF	Imperial	25
GNI15	1/8" BSP	Imperial	25
GNM14	M10 x 1mm	Metric	25
GNM15	M6 x 1mm	Metric	25
GNM16	M8 x 1mm	Metric	25
GNM17	M8 x 1.25mm	Metric	25




F SEE BELOW
4-Jaw Heavy-Duty Hydraulic Connectors

4-Jaw heavy-duty hydraulic connector with 1/8" BSP thread.

Model No:	Thread Size:	Pack Qty:
GGE1	1/8" BSP	1
GGE5	1/8" BSP	5



GREASE GUNS
For our full range of Grease Guns see pages 640 to 645, or visit www.sealey.co.uk.



G SEE BELOW
Flexible Rubber Grease Gun Delivery Hoses 1/8" BSP

Flexible rubber hoses for manual grease guns. Not to be used on air operated grease guns.


Model No:	Length:	Thread Size:
GGH300	300mm	1/8" BSP
GGH450	450mm	1/8" BSP



H SEE BELOW
Flexible Rubber Grease Gun Delivery Hoses with 4-Jaw Connector

Flexible rubber hoses for manual grease guns. Not to be used on air operated grease guns. Supplied with 4-jaw grease gun end.

Model No:	Length:	Thread Size:
GGHE300	300mm	1/8" BSP
GGHE450	450mm	1/8" BSP



I SEE BELOW
Flexible Rubber Delivery Hoses with 4-Jaw Connector & Quick Release Coupling

Flexible rubber snap-on extension with end hose. Supplied with 4-jaw grease gun end.

Model No:	Length:	Thread Size:
GGSF300	300mm	1/8" BSP
GGSF450	450mm	1/8" BSP

A



A SCS106
400g EP2 Lithium Complex Grease Cartridge

High quality EP2 lithium complex grease cartridge. Suitable for applications involving extreme pressure or changes in temperature.

B



B SEE BELOW
400g Screw-Type EP2 Lithium Grease Cartridge

Screw-type multipurpose EP2 Lithium grease cartridges suitable for use with Model No's AK4403, AK52 & AK53 Grease Guns. Lithium grease ideal for a wide range of lubrication applications. Cartridge screws directly into grease gun head making it quicker and cleaner than standard cartridges.

Thread Size:	M33 x 2.5mm
Model No:	Pack Qty:
SCS107	1
SCS108	12



C



C SEE BELOW
400g EP2 Lithium Grease Cartridge

Multipurpose EP2 Lithium grease cartridge suitable for use with all plunger type grease guns. Ideal for a wide range of applications.

Model No:	Pack Qty:
SGC1	1
SGC12	12

D



E



F



G



D SCS110
500g Red Rubber Grease Tin

Lubricating red rubber grease, ideal for use on brake assemblies. Also compatible with nitrile O-rings and seals.

E SCS104
500g Bentone Brake Grease Tin

Anti-seize bentone grease suitable for extreme heat applications including brakes and wheel bearings. Water-resistant, compatible with ABS brakes and protects against scratches and corrosion.

F SCS109
500g Copper Grease Tin

Anti-seize copper grease, protects against rust, oxidation and other corrosion.

G SCS102
500g Clear Silicone Grease Tin

Clear silicone grease for use on UPVC push-fit soil and waste drainage and insulation of electrical terminals.

H



H SCS103
500g Aluminium Anti-Seize Compound Tin

Aluminium anti-seize compound, for use on all studs, nuts, bolts and other threaded connections.

I



I AK51
100g Mini Grease Applicator

Mini grease applicator supplied with 100g lithium grease cartridge. Ideal for use in hard-to-reach areas such as engine bays and door hinges. Supplied with accurate dispensing nozzle for precision greasing.

J Replacement Grease Cartridge:	AK51C
--	--------------





A SEE BELOW
500ml Air Tool Oil

Maintain your air tools with a quality high performance air tool oil containing mineral lubricants and detergents.

Model No:	Pack Qty:	Size:
ATO500S	1	500ml
ATO/500	12	500ml

B SEE BELOW
1L Air Tool Oil

Maintain your air tools with a quality high performance air tool oil containing mineral lubricants and detergents.

Model No:	Pack Qty:	Size:
ATO1000S	1	1L
ATO/1000	12	1L

C NEW
CS01L
1L Chainsaw Oil

Suitable for the lubrication of cutter bars and chains of pump and pressure-fed chainsaws requiring an ISO 220 or SAE 50 lubricant. Tacky formula prevents oil fling and splatter. Extends the lifespan of your chainsaw by protecting against sap and resin. Prevents corrosion of the chain and bar.

Size:	1L
-------	----

D
SCS0105
5L Universal Maintenance Fluid with PTFE

Universal maintenance fluid. Protects all metals. Displaces moisture and contains rust inhibitor. Cleans, lubricates and degreases target area. Silicon-free formula suitable for bodyshop use. Ideal for using with small spray trigger bottles.



E SEE BELOW
500ml Hydraulic Jack Oil

Hydraulic oil recommended for use in all jacks (trolley and bottle) and cranes. N.B. Never use brake fluid to top-up a hydraulic unit.

Model No:	Pack Qty:	Size:
HJO500MLS	1	500ml
HJO/500ML	12	500ml

F SEE BELOW
5L Hydraulic Jack Oil

Hydraulic oil recommended for use in all jacks (trolley and bottle) and cranes. N.B. Never use brake fluid to top-up a hydraulic unit.

Model No:	Pack Qty:	Size:
HJO5LS	1	500ml
HJO/5L	4	500ml

G NCO/5L
5L Neat Cutting Oil

Suitable for lubricating and cooling drill bit or blade and workpiece when cutting mild steel.

H SCO/5L
5L Soluble Cutting Oil

Suitable for lubricating and cooling drill bit or blade and workpiece when cutting mild steel.



I SEE BELOW
Compressor Oil

Standard Compressor Oil		
Model No:	Size:	Pack Qty:
1 CPO1S	1L	1
2 CPO/1	1L	12
3 CPO/5	5L	1

Fully Synthetic Compressor Oil		
Model No:	Size:	Pack Qty:
4 FSO1S	1L	1
5 FSO5	5L	1

Screw Compressor Oil		
Highly refined mineral oil suitable for use in Sealey and other leading brands of screw compressors.		
Model No:	Size:	Pack Qty:
6 SCPO1S	1L (ISO VG 46)	1
7 SCPO5	5L (ISO VG 46)	1



A



A SCS018S

500ml Universal Maintenance Lubricant with Easy-Straw Spray Head & PTFE

Easy-straw spray head allows you to change between conventional nozzle and extension tube. Protects all metals. Displaces moisture and contains a protective rust inhibitor. Cleans, lubricates and degreases target area. Silicon-free formula suitable for bodyshop use.



B

BULK PACK



B SEE BELOW

500ml Universal Maintenance Lubricant with PTFE

Universal maintenance spray. Protects all metals. Displaces moisture and contains a protective rust inhibitor. Cleans, lubricates and degreases target area. Silicone-free formula suitable for bodyshop use.

Model No:	Pack Qty:
SCS010	6
SCS010S	1



C



C SCS036S

500ml Freeze Shock & Release Spray Lubricant

Aids release of corroded and seized parts. Fast shock freeze action penetrates the corroded area. Displaces moisture. Penetrates, lubricates and helps prevent future corrosion.



D



D SCS019S

500ml Clear Multipurpose Fine Oil Lubricant

Suitable for wire rope, chains, cables, hinges, springs and slides. Cleans lubricates and protects against rust. General application for all types of machinery. Higher grade general-purpose lubricant, accurate and economical application.



E



E SCS022S

500ml Graphited Penetrating Oil Lubricant

Low viscosity high penetrating liquid. Frees seized nuts, bolts, locks and rusted parts. Lubricates and protects. Leaves a protective barrier. General application for all types of machinery. Higher grade general-purpose lubricant, accurate and economical application.



F

BULK PACK



F SEE BELOW

500ml Clear Chain & Cable Lubricant

Suitable for wire rope, chains, cables, hinges, springs and slides. Anti-fling formula, ideal for motorcycle chains and forklift masts. Penetrates and protects. Lubricates leaving a protective barrier.

Model No:	Pack Qty:
SCS017	6
SCS017S	1



G

BULK PACK



G SEE BELOW

500ml Clear Grease Lubricant

Clear grease ideal for visible areas such as door latches, chains and linkages. Penetrates and protects. Lubricates, leaving a protective barrier. Silicon-free formula suitable for bodyshop use.

Model No:	Pack Qty:
SCS012	6
SCS012S	1



H

BULK PACK



H SEE BELOW

500ml White Grease Lubricant with PTFE

White grease suitable for locks, hinges and all moving applications. Penetrates and protects. Lubricates, leaving a protective barrier. Silicon-free formula suitable for bodyshop use.

Model No:	Pack Qty:
SCS014	6
SCS014S	1



I



I SCS016S

500ml Copper Grease Lubricant

Copper grease for high temperature applications, used on brakes, brake linkages and exhaust manifolds, studs and nuts. Specially formulated for today's service engineers, automotive and DIY enthusiast.



J



J SCS043S

500ml Rubber Care Silicone-Free Lubricant

Maintains rubber seals on doors, tailgates and bonnets. Also great for rubber trim and rubber mats. Lessens the effect of traffic spray, salt water, diluted acids and alkaline. Inhibits rubber parts ageing or cracking and stops screeching noises from dry rubber. Silicone-free formula.



K



K SCSCF400

500ml Tapping & Cutting Fluid

High quality tapping and cutting fluid. Suitable for a wide range of machining and drilling operations. High viscosity with excellent lubricating properties.



To help you identify the correct product for you, we have colour-coded our cans.

- Grease/Lubricant
- Cleaner
- Glue
- Protect
- Gas
- Repair
- Paint



A   

A SCS042S
500ml Paint & Gasket Remover
 Used to remove gaskets from engine components, water pumps and manifolds. Removes paints, lacquers and varnishes. Also removes rubber residue from wheel hubs before fitting new or repaired tyres and burnt oil deposits from engine components.

B   

B SEE BELOW
500ml Brake Parts Cleaner
 Removes grease, brake fluid, oils and dust. Helps maximize braking efficiency. Prevents dust escaping into the atmosphere. Quick drying and leaves no residue. Environmentally friendly formula.

C   

C SEE BELOW
500ml Electrical Contact Cleaner
 Removes carbon residues, grease, oil and tar. Improves conductivity which helps prevent arcing and electrical breakdown. Ideal for ignition components and other precision parts. Quick drying formula which leaves no residue.

D    

D SEE BELOW
150ml Air Conditioning Refresher
 Air conditioning refresher with an apple fresh fragrance, eliminates odours from air-con and heating systems, leaving the system clean and free of germs.

Model No:	Pack Qty:
SCS011	6
SCS011S	1




Model No:	Pack Qty:
SCS021	6
SCS021S	1

E   

E SCS045S
500ml Multipurpose Foam Cleaner
 Suitable for use on upholstery, glass, ceramics, laminates, PVC, office furniture and work surface areas. Immediate foaming action lifts grime. Wipes away easily and doesn't drip or run.

F  

F SCS039S
500ml Spray Adhesive
 Repairs and maintains most types of substrate and trim. Excellent for use on roof and trim lining, upholstery and backed carpet. Suitable for paper, card, fabric, foam and other similar materials or onto metals and ceramics, glass and wood.

G   

G SEE BELOW
500ml Throttle Body & Carburettor Cleaner
 Removes gum, resin and general deposits. For all types of carburettors, fuel injection systems and automatic chokes. Improves performance and economy. Will not damage catalytic converters or lambda sensors.

H  

H SCS015S
500ml Battery Terminal Spray
 Helps prevent the furring and oxidation of battery terminals. Repels moisture and provides a protective film. Suitable for use on battery terminals, clips and connectors. Acid leak indicator, which turns red when acid is detected. Anti-corrosive.

I   

I SEE BELOW
200ml Butane Gas Refill
 High purity butane gas, helps prevent blocked nozzles, which can occur when using conventional lighter gas chargers. Used for lighters, heating torches and butane soldering irons.

J  

J SCSTR500
500ml Emergency Tyre Repair Foam
 Suitable for cars, vans, trailers and motorcycles. Seals up to 5mm punctures.



Model No:	Pack Qty:
SCS035	6
SCS035S	1


A-G SEE BELOW
500ml Aerosol Spray Paints

Outstanding coverage. Provides a tough durable finish. Good adhesion to primed surfaces. Resistant to colour fade. For use on a range of metals, wood and plastic. Fast drying.

Model No:	Pack Qty:	Colour:	Finish:
A SCS025	6	Black	Gloss
B SCS025S	1	Black	Gloss
C SCS026	6	Black	Matt
D SCS026S	1	Black	Matt
E SCS028S	1	Black	Satin
F SCS031S	1	Silver	Metallic
G SCS032S	1	White	Gloss


H SEE BELOW
500ml Stone Chip Paint

Fast drying. Protects ferrous metals from corrosion. Adheres to metal and plastic surfaces. For use on sills, wheels arches and underbodies.

Model No:	Pack Qty:
SCS060	6
SCS060S	1


I-M SEE BELOW
500ml Paints

Outstanding coverage, excellent adhesion and fast drying. For use on a range of metals, wood and plastics prior to top coating. Model No. SCS034S is 99% pure zinc powder giving it enhanced anti-corrosive protection. SCS061S and SCS061 High build primer fills small scratches and dents for a smooth finish.

Model No:	Pack Qty:	Bulk Model No:	Pack Qty:	Colour:
I SCS029S	1	n/a	n/a	Grey
J SCS030S	1	n/a	n/a	Red Oxide
K SCS034S	1	n/a	n/a	Grey Zinc
L SCS061S	1	SCS061	6	Filler
M SCS062S	1	SCS062	6	Grey Etch


N SEE BELOW
200ml Super Glue Activating Aerosol

Radically reduces the time adhesives and super glues take to cure. Ideal for large gap fills up to 0.4mm and porous material that are ordinarily troublesome to glue. Can be used on MDF, wood, glass, metal and most plastics.

Model No:	Pack Qty:
SCS300	6
SCS300S	1


O SEE BELOW
500ml Cutting Compounds

Fine/medium cutting compounds will help to restore gloss and remove moderate swirl marks and fine scratches in all paintwork, without drying out or generating a large amount of polishing dust.

Model No:	Compound:
SCS700	Fine
SCS701	Medium


P SCS702
500ml Super Polymer Polish

Super polymer polish helps to protect and restore gloss paintwork. For use with dual action and rotary polishers. Contains premium carnauba wax for unsurpassable shine. Built-in salt inhibitor builds a durable coating for long term lustre, with repeated use.


Q-R SEE BELOW
Paint Filters - Packs of 10

In-line suction pot and gravity cup filters.

Model No:	Type:
Q ILF/PF10	Suction Feed
R ILF/GF10	Gravity Feed

**A SEE BELOW****20g Fast Setting Super Glue**

A low viscosity adhesive that sets fast. Bonds materials such as metal, rubber, plastics and wood in seconds.

Model No:	Pack Qty:
SCS302S	1
SCS302	20

**B SEE BELOW****20g Rapid Set Super Glue**

A high viscosity adhesive that sets fast. Bonds materials such as metal, rubber, plastics and wood in seconds.

Model No:	Pack Qty:
SCS304S	1
SCS304	20

**C SEE BELOW****20g Non-Drip Gel Super Glue**

Non-drip thick gel adhesive that sets fast. Perfect for vertical repairs and porous materials. Bonds materials such as metal, rubber, plastics and wood in seconds.

Model No:	Pack Qty:
SCS303S	1
SCS303	20

**D NEW**
SCS500
25ml Rapid Set MMA Adhesive

Methyl Methacrylate Adhesive, especially suited to bonding a wide variety of dissimilar materials including metals, plastic, carbon fibre and wood. High tension strength, resistant to shear, peel weathering, solvents and impact stress. Widely used in automotive, aerospace, marine, electronics and transport industries.

Gap Fill:	1-4mm
Temperature Range:	-50°C to +120°C
Cure Time:	Working Time; 4-6 minutes, Fixture Time; 12-15 minutes

**E SCS301****5g Fast Setting Super Glue**

A low viscosity adhesive that sets fast. Bonds materials such as metal, rubber, plastics and wood in seconds.

Size:	5g Bottle
-------	-----------

**F SCS572****50ml Air & Brake Line Sealant**

Used for fine and coarse threads up to 75mm(3") in diameter. 60 Hours to fully cure, which allows time to realign joints. Contains PTFE.

Size:	50ml Concertina Applicator
-------	----------------------------

**G SCSKIT1****10pc Adhesive & Sealant Kit**

Combination kit featuring the most popular adhesives and sealants, including thread, nut and stud lock, quick set metal and epoxy, super glues along with gasket and air/brake line sealants. Ideal for the workshop or mobile engineers and mechanics. Supplied in a tough storage case.

Contents:	SCS222S, SCS243S, SCS601S, SCS271S, SCS302S, SCS303S, SCS380, SCS401, SCS572, SCS574
-----------	--

**H SCS401****25ml Quick-Set**

Starts to hold in just 5 minutes. Suitable for bonding metal and metal alloys, most plastics, fibreglass, stone, ceramics and glass etc. Creates an excellent waterproof and impact resistant bond.

Size:	25ml Syringe
Temperature Range:	-40°C to +60°C
Full Cure Time:	24hr Approx.

**I SCS400****25ml Slow Set 20 Minute Epoxy Adhesive**

Workable for 20 minutes. Joins a huge array of materials, metals, most plastics, fibreglass, stone, ceramics and wood. Once cured, it can be machined, sanded and even painted.

Size:	25ml Syringe
Gap Fill:	Up To 2mm
Temperature Range:	-50°C to +80°C
Full Cure Time:	72hr Approx.

**J SCS380****25ml Quick-Set Liquid Metal**

For the bonding and repair of most metals. Great for forming and repairing metal housings and sheet steel. When fully cured can be filed, drilled, tapped and painted.

Size:	25ml Syringe
Full Cure Time:	72hr Approx.

**K SCS390****114g Quick-Set Putty Metal**

Hand-kneadable, non-rusting, steel reinforced epoxy putty. Steel stick repairs or rebuilds anything made of metal*.

Size:	114g Tube
Full Cure Time:	72hr Approx.

*Excluding aluminium.



A

BULK PACK



A SEE BELOW
50ml Low Strength Thread Lock

A low strength thread lock for all types of metal threaded fasteners. Prevents fasteners loosening due to vibration and seals against leakage, whilst still allowing easy disassembly of treated parts. Fills gaps up to 0.5mm.

Model No:	Pack Quantity:
SCS222S	1
SCS222	12
Fixture Time:	15min @ 20°C
Full Cure Time:	12hr @ 20°C



B

BULK PACK



B SEE BELOW
50ml Medium Strength Nut Lock

A medium to high strength nut lock for all types of metal threaded fasteners. Can be used on plated parts up to 50mm.

Model No:	Pack Quantity:
SCS243S	1
SCS243	12
Fixture Time:	5-8min @ 23°C
Full Cure Time:	4hr @ 23°C on Steel 24hr @ 23°C on Zinc



C

BULK PACK



C SEE BELOW
50ml High Strength Stud Lock

High strength stud locking adhesive for all types of metal. Rapid fixing time of 15-20 minutes on normal plated, oiled metal surfaces and fixtures. Works on steel, aluminium, stainless steel and zinc.

Model No:	Pack Quantity:
SCS271S	1
SCS271	12
Fixture Time:	15-20min @ 23°C
Full Cure Time:	24hr @ 23°C



D

BULK PACK



D SEE BELOW
50ml High Strength Bearing Fit Retainer

Retains bearings, even under high rotational loading. Keeps full strength with no fatigue under load stress and has low corrosiveness.

Model No:	Pack Quantity:
SCS601S	1
SCS601	12



E


BULK PACK



E SEE BELOW
50ml High Strength Retainer

Designed for cylindrical fitting parts. Cures once confined in the absence of air in close fitting joints.

Model No:	Pack Quantity:
SCS638S	1
SCS638	12



F



F SCS574
50ml Multi Gasket Sealant Orange

Immediate low resistance on assembly and cures once confined in the absence of air in close fitting joints. High oil resistance with water and glycol tolerance. Supplied in an easy-to-use concertina applicator.



G



G SCS591
200ml High Temperature Gasket Sealant Black

Gasket sealant to replace original gaskets. Used as an adhesive to bond metal, rubber and glass etc. Supplied in a flow controllable power can. Temperature range -50°C to 180°C.



H



H SCS200
150ml Exhaust Assembly Paste

For ease of assembly and creates gastight exhaust joints. Suitable for use with Model No. AK3901 Caulking Gun.



I-L



I-L SEE BELOW
Fast-Fix Filler & Adhesives

Two part (adhesive and filler powder) repair system with unique reinforcing and filling feature. Cracks, holes and gaps can be repaired so that the damaged area is taken back to original shape/profile. Rapid solidification and strong cohesive force designed to bond rubber, copper, steel and aluminium, as well as most plastics.

Model No:	Colour:
I SCS906	Clear
J SCS908	Black
K SCS909	Grey
L SCS910	White

BULK PACK

Buy in the pack sizes stated wherever you see this logo, for further savings on our range of consumable products.



A SEE BELOW
25mm x 25m
Emery Rolls - Blue Twill

Model No:	Width:	Length:	Grit:
ER252540	25mm	25m	40
ER252560	25mm	25m	60
ER252580	25mm	25m	80
ER2525120	25mm	25m	120
ER2525150	25mm	25m	150



B SEE BELOW
25mm x 50m
Emery Rolls - Blue Twill

Model No:	Width:	Length:	Grit:
ER255040	25mm	50m	40
ER255060	25mm	50m	60
ER255080	25mm	50m	80
ER2550120	25mm	50m	120
ER2550150	25mm	50m	150



C SEE BELOW
50mm x 50m Emery Rolls - Blue Twill

Model No:	Width:	Length:	Grit:
ER505040	50mm	50m	40
ER505080	50mm	50m	80



D SEE BELOW
25mm x 50m
Engineer's Emery Rolls Brown

Model No:	Width:	Length:	Grit:
ERB255080	25mm	50m	80
ERB2550120	25mm	50m	120



E SEE BELOW
50mm x 50m
Engineer's Emery Rolls Brown

Model No:	Width:	Length:	Grit:
ERB505080	50mm	50m	80
ERB5050120	50mm	50m	120



F ERB5050320
50mm x 50m Engineer's
Emery Roll Brown

Engineering grade brown emery roll, ideal for hand operation. Designed for rust removal, finishing and polishing. Not for use on wood. Supplied in a dispenser box.

Grit:	320
Length:	50m



G SEE BELOW
Fibre Backed Sanding Discs

Suitable for working on wood or metal surfaces. For use with portable disc sanders.

Model No:	Diameter:	Grit:	Pack Qty:
WSD424	Ø100mm	24	25
FBD10036	Ø100mm	36	25
WSD440	Ø100mm	40	25
FBD10050	Ø100mm	50	25
WSD460	Ø100mm	60	25
WSD480	Ø100mm	80	25
WSD4120	Ø100mm	120	25
WSD4524	Ø115mm	24	25
FBD11536	Ø115mm	36	25
WSD4540	Ø115mm	40	25
FBD11550	Ø115mm	50	25
WSD4560	Ø115mm	60	25


Model No:	Diameter:	Grit:	Pack Qty:
WSD4580	Ø115mm	80	25
WSD45120	Ø115mm	120	25
WSD524	Ø125mm	24	25
WSD540	Ø125mm	40	25
WSD560	Ø125mm	60	25
WSD580	Ø125mm	80	25
WSD5120	Ø125mm	120	25
WSD724	Ø175mm	24	25
WSD740	Ø175mm	40	25
WSD760	Ø175mm	60	25
WSD780	Ø175mm	80	25
WSD7120	Ø175mm	120	25






A SEE BELOW
280 x 230mm Glasspaper - Packs of 5

Model No:	Grit:
CGF	Fine
CGM	Medium
CGC	Coarse
CGA	Assorted



D SEE BELOW
230 x 280mm Emery Sheets - Blue Twill
Packs of 25

Model No:	Grit:
ES232840	40
ES232860	60
ES232880	80
ES2328120	120
ES2328150	150



F SEE BELOW
Sanding Rolls

Model No:	Grit:	Width:	Length:
WSR560	60	115mm	5m
WSR5120	120	115mm	5m
WSR5180	180	115mm	5m
WSR5240	240	115mm	5m
WSR1040	40	115mm	10m
WSR1060	60	115mm	10m
WSR1080	80	115mm	10m
WSR10120	120	115mm	10m
WSR10180	180	115mm	10m
WSR10240	240	115mm	10m



B NEW SEE BELOW
450g Steel Wool

Model No:	Grade:
SW00	#00 Extra Fine
SW0	#0 Fine
SW1	#1 Medium
SW3	#3 Coarse



E SEE BELOW
230 x 280mm Production Paper
Packs of 25

Model No:	Grit:
PP232840	40
PP232860	60
PP232880	80



G SEE BELOW
115 x 280mm Orbital Sanding Sheets
Packs of 5

Model No:	Size:	Grit:
CS11540/5	115 x 280mm	40
CS11560/5	115 x 280mm	60
CS11580/5	115 x 280mm	80
CS115100/5	115 x 280mm	100
CS115120/5	115 x 280mm	120
CS115A/5	115 x 280mm	Assorted Pack

H-J SEE BELOW
150 x 230mm Abrasive Finishing Pads
Packs of 10

Long lasting. Flexible for contoured work surfaces. Waterproof and solvent resistant.

Model No:	Colour/Grade:	Application:
H HP1523F	Green/Fine	General Purpose
I HP1523M	Maroon/Medium	Prior to Primer
J HP1523UF	Grey/Ultra-Fine	Prior to Clear Coat



C SEE BELOW
230 x 280mm Wet & Dry Paper
Packs of 25

Model No:	Grit:
WD2328120	120
WD2328180	180
WD2328240	240
WD2328320	320
WD2328400	400
WD2328600	600
WD2328800	800
WD23281000	1000
WD23281200	1200
WD23281500	1500
WD23282000	2000





A SOL250
250g Flux Paste

Flux paste initially adheres components in place, it is then heated, melting the paste and forming a mechanical, as well as an electrical, connection.




B SOLFLUX
500ml Solder Fluxing Fluid

Liquid flux is a key component to soldering because it removes oxidation that prevents solder from bonding to metals. Soldering even freshly cleaned metals requires flux because metals oxidize extremely fast under high soldering temperatures.



C SD151
Solder Sucker

Aluminium/composite construction suitable for sucking excess solder from joints and components. Push-button operation. Fitted with hard-wearing Teflon® tip.



E SWD1
Soldering Wire Dispensing Stand

Steel construction supports sizes of wire up to 1kg. Features soldering wire guide and smooth reel action for improved work efficiency. Fitted with sheathed soldering iron holder for storing iron even when hot. Supplied with soldering sponge.



D SW20
Lead-Free Soldering Wire Dispenser Tube

Tube of flux-cored lead-free wire for general-purpose soldering.

Size: 10g



F-I SEE BELOW
Solder Wire Quick Flow 40/60

Quick flow solder with a unique resin 'core' making it suitable for brass and copper. Precision wound solder wire dedicated for manual (hand soldering), automated and high speed soldering applications. For strong joints and reliable connections. For professional use only.

	F	G	H	I
Model No:	SOL10	SOL16	SOL18	SOL22
Reel Size:	0.5kg	0.5kg	0.5kg	0.5kg
Grade:	2%	2%	2%	2%
Thickness:	3.25mm/10SWG	1.6mm/16SWG	1.2mm/18SWG	0.7mm/22SWG
Tin/Lead:	40/60	40/60	40/60	40/60
Melting Point:	183-234°C	183-234°C	183-234°C	183-234°C



J-L SEE BELOW
Soldering Irons

Class 1 electrically insulated soldering irons with cool grip handle which stays comfortable during prolonged use. Fitted with replaceable soldering tip. Includes 1.5m cable with 3-pin plug.


Model No:	Power Rating:
J SD30	30W
K SD40	40W
L SD100	100W

Replacement Soldering Tips: Straight; SD30/ST, SD40/ST, SD100/ST7, Curved; SD30/CT, SD40/CT, SD100/CT7



M SEE BELOW
18SWG Nails

Model No:	Length:	Pack Qty:	Applications:
SAAN1810	10mm	5000	SA791, SA792
SAAN1815	15mm	5000	SA791, SA792
SAAN1820	20mm	5000	SA791, SA792
SAAN1825	25mm	5000	SA791, SA792
SAAN1830	30mm	5000	SA791, SA792
SAAN1832	32mm	5000	SA791, SA792
SAAN1835	35mm	5000	SA791, SA792
SAAN1840	40mm	5000	SA791, SA792
SAAN1850	50mm	5000	SA791, SA792



N SEE BELOW
8SWG Staples

Model No:	Length:	Crown:	Pack Qty:	Applications:
SAAS1810	10mm	5.7mm	5000	SA789, SA792
SAAS1813	13mm	5.7mm	5000	SA789, SA792
SAAS1816	16mm	5.7mm	5000	SA789, SA792
SAAS1819	19mm	5.7mm	5000	SA789, SA792
SAAS1825	25mm	5.7mm	5000	SA789, SA792
SAAS1828	28mm	5.7mm	5000	SA789, SA792
SAAS1832	32mm	5.7mm	5000	SA789, SA792
SAAS1835	35mm	5.7mm	5000	SA792
SAAS1838	38mm	5.7mm	5000	SA792
SAAS1840	40mm	5.7mm	5000	SA792



A AK7061
Heavy-Duty Staple & Brad Nail Gun

3-in-1 Staple and nail gun. Fitted with adjustable power control and staple remover. Features removable sole plate for easy clearance of blockages. Supplied with starter pack of 1500 nails and staples. Suitable for a wide range of applications. Supplied in storage case. See page 271 for full specification.

B SEE BELOW Not Illustrated
Staples, Hoops & Nails for AK7061

A selection of replacement staples, hoops and nails for Model No. AK7061 and other popular brands.



Model No:	Type/Size:	Pack Qty:
AK7061/8	Staples/6mm	500
AK7061/9	Staples/8mm	500
AK7061/2	Staples/10mm	500
AK7061/3	Staples/12mm	500
AK7061/4	Staples/14mm	500
AK7061/1	Nails/10mm	500
AK7061/5	Nails/12mm	500
AK7061/7	Nails/14mm	500
AK7061/6	Hoops/12mm	500



C SHR2010
Steel Hog Rings 50 Strips of 50

Steel hog rings with galvanised coating. Pointed ends make these hog rings particularly suited to vehicle upholstery repairs. Suitable for a wide variety of uses. 2500 Hog rings per box as 50 strips of 50. See page 593 for our Hog Ring Pliers.



D AK5228
Composite Razor Blade - Pack of 100

Pack of 100 composite razor blades. Suitable for use with Blade Holder, Model No. AK5227.



E SEE BELOW
Razor Scraper Blades

Compatible with Model No's AK867, AK52504, VS500 and other popular brands.

Model No:	Blade Type:	Pack Qty:
AK867/1	Thin	5
AK867B100	Thin	100



F AK867
Retracting Razor Scraper with Blades

Chrome plated steel construction with retracting blade carrier for extra safety. Supplied with five spare blades.

Length: 100mm



G HSB/10VP
300mm Bi-Metal 18/24/32tpi Vari-Pitch Hacksaw Blade - Pack of 10

Flexible bi-metal blades with unique variable pitch profile teeth for superior performance on a wide range of materials. Variable pitch 18-24-32tpi. Manufactured from high quality steel to ensure a long life.



H SEE BELOW
Bi-Metal Hacksaw Blades HSS

Flexible bi-metal HSS blades with superior performance on a wide range of materials.

Model No:	Tooth Pitch:	Pack Qty:
HSB0218	18tpi	2
HSB0224	24tpi	2
HSB0232	32tpi	2
HSB0518 NEW	18tpi	5
HSB0524 NEW	24tpi	5
HSB0532 NEW	32tpi	5
HSB1018	18tpi	10
HSB1024	24tpi	10
HSB1032	32tpi	10
HSB5024	24tpi	50



I AK86/B
Utility Knife Blade - Pack of 10

Suitable for use with Sealey and other brands of standard/traditional utility knives. Compatible with Model No's AK86, AK8603, AK8604, AK8606, AK8607, AK863, AK8631, PK17, PK19, PK20, PK23, PK27, PK29, PK30, PK37, PK38, PK5, S0529 and S0555.



J AK86R/B
Snap-Off Blade - Pack of 10

Suitable for use with retractable snap-off knives.



K S0527.B
150mm Junior Hacksaw Blade - Pack of 10
150mm Hacksaw blades suitable for Model No. S0527.

EASY-MATCH Trim Clips shown at actual size for easy identification.

Trim Clips

A comprehensive range of panel, trim and moulding clips suitable for a wide variety of popular vehicles. All clips are manufactured to OEM specifications and supplied in convenient resealable bags of 20 clips or assortment boxes denoting their application. See www.sealey.co.uk for a full listing of applications



Ford, GM, Honda, Peugeot, Suzuki & Universal

A TCFT100AS
Fir Tree Clip Assortment - Pack of 100

Contents: TCFT2022U (x10), TCFT1830 (x10), TCFT1823U (x10), TCFT24207U (x10), TCFT2018U (x10), TCFT1820 (x10), TCFT2420U (x10), TCFT1820P (x10), TCFT1823 (x10), TCFT1418 (x10)

EASY-MATCH

Trim Clips shown actual size for easy identification. All pictures of our trim clips on pages 1126 to 1133 are shown actual size. This enables you to match your trim clip to the right replacement, saving errors or any downtime.

For our full range of Trim Tools see pages 592 to 593.

Colour Coded for Quick Selection

Fir Tree	Locking Nuts
Under Bonnet	Panel Clip
Push/Push In	Screw Rivet
Retaining Clip	Moulding
Weather Strip	Miscellaneous




B TCFT2022U

Universal



C TCFT1830

BMW, Chrysler, Ford, GM




D TCFT1823U

Universal



E TCFT24207U

Universal 7-7.4mm Hole




F TCFT2018U

Universal




G TCFT1820

Citroen, Ford, GM, Peugeot



H TCFT2420U

Universal 7.2mm Hole



I TCFT1820P

Peugeot



J TCFT1823

Honda, Suzuki

B-J SEE BELOW

Trim Clips

Assortment of the most common body trim clips found on the listed vehicles. Supplied in bags of 20.

Model No:	Type:	Applications:
B TCFT2022U	Fir Tree Clip, Ø21mm x 23mm	Universal
C TCFT1830	Fir Tree Clip, Ø18mm x 32mm	BMW, Chrysler, Ford, GM
D TCFT1823U	Fir Tree Clip, Ø18mm x 23mm	Universal
E TCFT24207U	Fir Tree Clip, Ø18mm x 30mm, 7-7.4mm Hole	Universal
F TCFT2018U	Fir Tree Clip, Ø19mm x 18mm	Universal

Model No:	Type:	Applications:
G TCFT1820	Fir Tree Clip, Ø18mm x 18mm	Citroen, Ford, GM, Peugeot
H TCFT2420U	Fir Tree Clip, Ø25mm x 20mm, 7.2mm Hole	Universal
I TCFT1820P	Fir Tree Clip, Ø18mm x 18mm	Peugeot
J TCFT1823	Fir Tree Clip, Ø18mm x 25mm	Honda, Suzuki


EASY-MATCH Trim Clips shown at actual size for easy identification.



A TCFT1418 GM/Citroen - Carpet/Trim



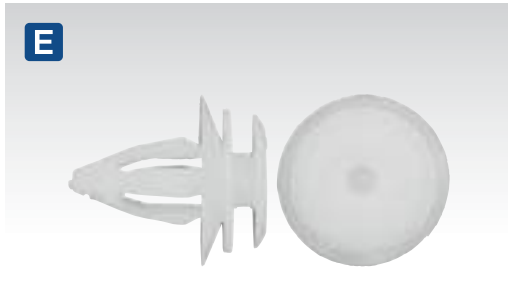
B TCPC2230VW VW - Door Trim



C TCPC2020VW Audi, VW




D TCPC1320 Land Rover - Door Panel




E TCPC1820 BMW, Renault - Door Trim




F TCPC1820VW VW - Door Trim




G TCPC2020 Hyundai, Suzuki, Toyota



H TCPC1822U Universal - Door Trim



I TCDC1820U Universal - Door Trim



J TCPC2018 Citroen, Peugeot



K TCPC2025 Ford



L TCPC1820B Universal - Door Trim

A-L SEE BELOW

Trim Clips


Assortment of the most common body trim clips found on the listed vehicles. Supplied in bags of 20.

Model No:	Type:	Applications:	Model No:	Type:	Applications:
A TCFT1418	Fir Tree Clip, Carpet/Trim, Ø14mm x 18mm	GM, Citroen	G TCPC2020	Panel Clip, Ø18mm x 21mm	Hyundai, Suzuki & Toyota
B TCPC2230VW	Panel Clip, Door Trim, Ø22mm x 30mm	VW	H TCPC1822U	Panel Clip, Door Trim, Ø18mm x 22mm	Universal
C TCPC2020VW	Panel Clip, Ø18mm x 21mm	Audi & VW	I TCDC1820U	Panel Clip, Door Trim, Ø18mm x 21mm	Universal
D TCPC1320	Panel Clip, Door Panel, Ø13mm x 21mm	Land Rover	J TCPC2018	Panel Clip, Ø18mm x 18mm	Citroen & Peugeot
E TCPC1820	Panel Clip, Door Trim, Ø18mm x 21mm	BMW & Renault	K TCPC2025	Panel Clip, Ø20mm x 25mm	Ford
F TCPC1820VW	Panel Clip, Door Trim, Ø18mm x 22mm	VW	L TCPC1820B	Panel Clip, Door Trim, Ø18mm x 21mm	Universal

EASY-MATCH Trim Clips shown at actual size for easy identification.




A TCPC2525 Audi, VW - 1/4 Turn **B** TCPC1815 Kia, Hyundai **C** TCPC1718 GM



D TCPC1820U Universal - Interior Panel **E** TCPC2020U Universal - Door Trim **F** TCPC2530U Universal - Interior with Sealer



G TCRC1510U Universal **H** TCRC1210 Citroen **I** TCRC2018 Universal **J** TCLN0508 Ford, GM



K TCLN1515U Universal **L** TCLN1010U Universal **M** TCLN1520B Universal **N** TCPN1520U Universal


A-N SEE BELOW

Trim Clips


Assortment of the most common body trim clips found on the listed vehicles. Supplied in bags of 20.

Model No:	Type:	Applications:	Model No:	Type:	Applications:
A TCPC2525	Panel Clip, 1/4 Turn, Ø26mm x 26mm	Audi & VW	H TCRC1210	Retaining Clip, Ø12mm x 12mm	Citroen
B TCPC1815	Panel Clip, Ø18mm x 15mm	Kia & Hyundai	I TCRC2018	Retaining Clip, Ø20mm x 16mm	Universal
C TCPC1718	Panel Clip, Ø17mm x 18mm	GM	J TCLN0508	Locking Nut, Ø16mm x 10mm	Ford & GM
D TCPC1820U	Panel Clip, Interior Panel, Ø18mm x 21mm	Universal	K TCLN1515U	Locking Nut, Ø15mm x 15mm	Universal
E TCPC2020U	Panel Clip, Door Trim, Ø19mm x 21mm	Universal	L TCLN1010U	Locking Nut, Ø10mm x 10mm	Universal
F TCPC2530U	Panel Clip, Interior with Sealer, Ø27mm x 30mm	Universal	M TCLN1520B	Locking Nut, Ø15mm x 20mm	Universal
G TCRC1510U	Retaining Clip, Ø16mm x 11mm	Universal	N TCPN1520U	Locking Nut, Ø16mm x 20mm	Universal


EASY-MATCH Trim Clips shown at actual size for easy identification.




A **TCLN2510** Mercedes



B **TCLN2020** Toyota, Lexus




C **TCLN2020U** Universal - Wing Fixing



F **TCLN1812** Toyota



D **TCLN0810** VW



E **TCLN1520G** VW Golf VI



I **TCPR1614** GM, Japanese



G **TCPR1013** Audi, BMW, VW



H **TCPR1520** Mercedes




L **TCPR1614VW** Audi, VW




J **TCPR1416** GM



K **TCPR2015U** Universal



M **TCPR0813** BMW, VW



N **TCLN1520U** Universal - Push-In

A-N SEE BELOW

Trim Clips

Assortment of the most common body trim clips found on the listed vehicles. Supplied in bags of 20.

Model No:	Type:	Applications:	Model No:	Type:	Applications:
A TCLN2510	Locking Nut, Ø24mm x 11mm	Mercedes	H TCPR1520	Push Rivet, Ø15mm x 33mm	Mercedes
B TCLN2020	Locking Nut, Ø20mm x 20mm	Toyota & Lexus	I TCPR1614	Push Rivet, Ø16mm x 21mm	GM, Japanese
C TCLN2020U	Locking Nut, Wing Fixing, Ø20mm x 21mm	Universal	J TCPR1416	Push Rivet, Ø14mm x 24mm	GM
D TCLN0810	Insert Locking Nut, Ø8mm x 10mm	VW	K TCPR2015U	Push Rivet, Ø20mm x 30mm	Universal
E TCLN1520G	Locking Nut, Ø15mm x 22mm	VW Golf VI	L TCPR1614VW	Push Rivet, Ø16mm x 22mm	Audi & VW
F TCLN1812	Locking Nut, Ø18mm x 12mm	Toyota	M TCPR0813	Push Rivet, Ø10mm x 22mm	BMW & VW
G TCPR1013	Push Rivet, Ø10mm x 25mm	Audi, BMW & VW	N TCLN1520U	Push-In Locking Nut, Ø15mm x 21mm	Universal

EASY-MATCH Trim Clips shown at actual size for easy identification.



A TCPR2012

Ford

B TCPR1518

Volvo

C TCBC2018R

Renault - Bumper/Radiator Fixing



D TCBC2018U

Universal - Bumper/Radiator Fixing

E TCPR2020VW

Audi, Seat, VW

F TCPR3017

Toyota

G TCPR1515

BMW, GM



H TCPR2015C

Citroen

I TCPR2015J

Honda, Toyota

J TCPR1820

Honda, Mitsubishi, Toyota



K TCPR2018BMW

BMW

L TCPR1015

Universal

M TCPR2016

Nissan

A-M SEE BELOW

Trim Clips

Assortment of the most common body trim clips found on the listed vehicles. Supplied in bags of 20.

Model No:	Type:	Applications:	Model No:	Type:	Applications:
A TCPR2012	Push Rivet, Ø17mm x 20mm	Ford	H TCPR2015C	Push Rivet, Bumper, Ø20mm x 35mm	Citroen
B TCPR1518	Push Rivet, Ø15mm x 41mm	Volvo	I TCPR2015J	Push Rivet, Ø20mm x 19mm	Honda & Toyota
C TCBC2018R	Push-in Bumper/Radiator Fixing, Ø35mm x 25mm	Renault	J TCPR1820	Push Rivet, Ø18mm x 25mm	Honda, Mitsubishi & Toyota
D TCBC2018U	Push-in Bumper Fixing Rivet, Ø20mm x 24mm	Universal	K TCPR2018BMW	Push Rivet, Bumper, Ø20mm x 36mm	BMW
E TCPR2020VW	Push Rivet, Ø20mm x 42mm	Audi, Seat & VW	L TCPR1015	Push Rivet, Ø10mm x 28mm	Universal
F TCPR3017	Push Rivet, Ø17mm x 39mm	Toyota	M TCPR2016	Push Rivet, Ø20mm x 22mm	Nissan
G TCPR1515	Push Rivet, Ø15mm x 24mm	BMW & GM			

EASY-MATCH Trim Clips shown at actual size for easy identification.



A **TCPR2020GM** **GM**



B **TCBC1522** **GM - Bumper Fixing Rivet**



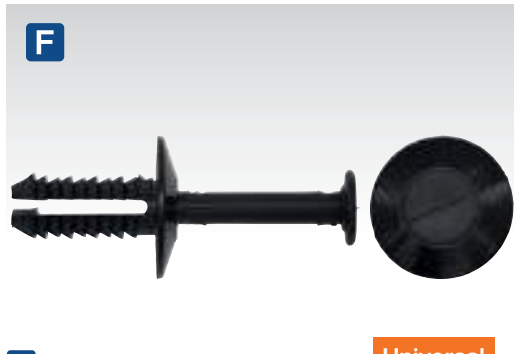
C **TCPR1014U** **Universal**



D **TCBT3525U** **GM - Bumper Fixing Rivet**




E **TCPR1518U** **Universal - 6.3mm Hole**



F **TCPR1730U** **Universal**



G **TCPR2015** **Universal**




H **TCMC1413** **Citroen C4**




I **TCMC2018** **Citroen, Fiat, Peugeot**



J **TCMC1820VW** **VW Golf III - Clip/Grommet**



K **TCMC2016** **Peugeot**



L **TCMC1805U** **Universal**


A-L SEE BELOW

Trim Clips

Assortment of the most common body trim clips found on the listed vehicles. Supplied in bags of 20.

Model No:	Type:	Applications:	Model No:	Type:	Applications:
A TCPR2020GM	Push Rivet, Ø20mm x 25mm	GM	G TCPR2015	Push Rivet, Ø20mm x 20mm	Universal
B TCBC1522	Push-in Bumper Fixing Rivet, Ø15mm x 37mm	GM	H TCMC1413	Side Moulding Clip, Ø20mm x 18mm	Citroen C4
C TCPR1014U	Push Rivet, Ø10mm x 22mm	Universal	I TCMC2018	Moulding Clip, Ø20mm x 19mm	Citroen, Fiat & Peugeot
D TCBT3525U	Push-in Bumper Fixing Rivet, Ø20mm x 36mm	GM	J TCMC1820VW	Side Moulding Clip/Grommet, Ø18mm x 23mm	VW Golf III
E TCPR1518U	Push Rivet, Ø15mm x 55mm, 6.3mm Hole	Universal	K TCMC2016	Moulding Clip, Ø20mm x 17mm	Peugeot
F TCPR1730U	Push Rivet, Ø15mm x 36mm	Universal	L TCMC1805U	Side Moulding Clip, 18mm x 14mm	Universal


EASY-MATCH Trim Clips shown at actual size for easy identification.



A TCMC1820 Suzuki, Toyota



B TCMC2018G Peugeot



C TCMC2222U Universal



D TCBT2528U Universal




E TCBT2515U Universal




F TCBT3020U Universal



G TCSR1520 Ford



H TCSR1712U Universal



I TCSR2015J Japanese



J TCSR1813 Toyota



K TCSR1525 Ford, GM - Bumper



L TCSR1525U Universal

A-L SEE BELOW
Trim Clips

Assortment of the most common body trim clips found on the listed vehicles. Supplied in bags of 20.

Model No:	Type:	Applications:	Model No:	Type:	Applications:
A TCMC1820	Side Moulding Clip, Ø18mm x 19mm	Suzuki & Toyota	G TCSR1520	Screw Rivet, Ø15mm x 30mm	Ford
B TCMC2018G	Moulding Clip, Ø13mm x 12mm	Peugeot	H TCSR1712U	Screw Rivet, Ø17mm x 28mm	Universal
C TCMC2222U	Side Moulding Clip, Ø23mm x 20mm	Universal	I TCSR2015J	Screw Rivet, Ø20mm x 25mm	Japanese
D TCBT2528U	Under Bonnet Insulation Fixing Clip, Ø25mm x 30mm	Universal	J TCSR1813	Screw Rivet, Ø19mm x 21mm	Toyota
E TCBT2515U	Under Bonnet Insulation Fixing Clip, Ø25mm x 15mm	Universal	K TCSR1525	Screw Rivet, Bumper, Ø15mm x 33mm	Ford, GM
F TCBT3020U	Under Bonnet Insulation Fixing Clip, Ø31mm x 19mm	Universal	L TCSR1525U	Screw Rivet, Ø15mm x 34mm	Universal

EASY-MATCH Trim Clips shown at actual size for easy identification.



A TCSR1825U

Universal



B TCSR1815

Ford, Hyundai, Kia, Mazda



C TCSR1514

GM, Honda




D TCSR2012

Mazda



E TCSR2023

Ford, Kia, Mazda, Nissan




F TCWS1512

VAG




G TCWS1213

Toyota



H TCWS1414

Hyundai




I TCWS1515

Hyundai




J TCWS1810

VW



K TCPC2016

GM, Nissan, Renault



L TCLN1612U

Universal

A-L SEE BELOW

Trim Clips

Assortment of the most common body trim clips found on the listed vehicles. Supplied in bags of 20.

Model No:	Type:	Applications:	Model No:	Type:	Applications:
A TCSR1825U	Screw Rivet, Ø18mm x 35mm	Universal	G TCWS1213	Weatherstrip Clip, Ø12mm x 12mm	Toyota
B TCSR1815	Screw Rivet, Ø18mm x 24mm	Ford, Hyundai, Kia & Mazda	H TCWS1414	Door Weatherstrip Clip, 15mm x 15mm	Hyundai
C TCSR1514	Screw Rivet, Ø15mm x 21mm	GM & Honda	I TCWS1515	Weatherstrip Clip, 15mm x 14mm	Hyundai
D TCSR2012	Screw Rivet, Ø20mm x 23mm	Mazda	J TCWS1810	Weatherstrip Clip, 18mm x 10mm	VW
E TCSR2023	Screw Rivet, Ø20mm x 30mm	Ford, Kia, Mazda & Nissan	K TCPC2016	Panel/Moulding Clip, Ø20mm x 18mm	GM, Nissan & Renault
F TCWS1512	Weatherstrip Clip, 15mm x 12mm	VAG	L TCLN1612U	Captive Nut, Ø16mm x 12mm	Universal



A SCSG06
Premier Pressure Industrial HC Sprayer with Viton® Seals

Premium quality 1L hand pump sprayer. Manufactured for use with most oils, weed killers, brake cleaners and solvents. Viton® seals allow use with a wide range of semi volatile chemicals that would deteriorate standard seals. Safety valve with depressurization option. Large 60mm opening for easy refilling and reduced spillage. Translucent tank allows easy measurement of contents using the side level indicator. Supplied with adjustable 'cone' nozzle, allowing easy and precise application of liquid. Robust composite construction, with ergonomic pump and handle.



Working Capacity: 1L
Total Capacity: 1.5L



B SCSG07
Premier Pressure Industrial Detergent Sprayer

Premium quality 1L hand pump sprayer. Manufactured for use with detergents, and acids. Safety valve with depressurization option. Large 60mm opening for easy refilling and reduced spillage. Translucent tank allows easy measurement of contents using the side level indicator. Supplied with adjustable 'cone' as well as standard 'fan' nozzles, allowing easy and precise application of liquid. Can fit other types of nozzles. Robust composite construction, with ergonomic pump and handle.



Working Capacity: 1L
Total Capacity: 1.5L



C SCSG2R
2L Rechargeable Pressure Sprayer

Suitable for use with most detergents, pesticides and non solvent based fluids. Convenient screw top for storing the USB charging cable. Adjustable nozzle can create mist and jet spray patterns. 110 Minutes continuous use run time. 210 Minutes charge time via USB.

Working Capacity: 2L
Total Capacity: 2.2L



D SCSG08
Premier Pressure Industrial Foam Sprayer

Premium quality hand pump foam sprayer manufactured specifically for the generation of dry and long lasting foam. Ideal for cleaning and disinfecting bathrooms, changing rooms, kitchens and food processing stations. Also suitable for upholstery and carpets, disinfecting, car washes etc. For use with chemical agents with surfactant properties. Provides a dense and durable foam, Safety valve with depressurization option. Large 60mm opening for easy refilling and reduced spillage. Translucent tank with level indicators. Supplied with three mixers which vary the ratio of air to cleaning fluid in the foam generation. Robust composite construction with ergonomic pump and handle.



Working Capacity: 0.75L
Total Capacity: 1.5L



E-F SEE BELOW

Pressure Solvent Sprayers with Viton® Seals
Suitable for use with most brake cleaners, detergents, traffic film removers, penetrating oils and weed killers. Adjustable nozzle enables a mist to jet pattern, which allows an easy and direct application of liquid exactly where it is required. Robust composite construction.

Model No:	Capacity:
E SCSG02	1L
F SCSG03	1.5L



G-H SEE BELOW

Premium Pressure Solvent Sprayers with Viton® Seals

Premium quality hand pump sprayers. Suitable for use with most brake cleaners, detergents, traffic film removers, penetrating oils and weedkillers. Adjustable nozzle enables a mist to jet pattern, which allows an easy and direct application of liquid exactly where it is required. Robust composite construction.


Model No:	Capacity:
G SCSG04	1L
H SCSG05	1.5L




Viton® seals have excellent mechanical, heat and chemical compatibility properties. They work well with acids, oils, ozone, fuels and Alkaline, covering a very wide range of products.



I SCSGRK
Viton® Seal Kit for SCSG02 & SCSG03
Viton® seal kit for Model No's SCSG02 and SCSG03 Pressure Hand Sprayers.



J SCSGPRK
Viton® Seal Kit for SCSG04 & SCSG05
Viton® seal kit for Model No's SCSG04 and SCSG05 Pressure Hand Sprayers.



A-D SEE BELOW

Pure Bristle Paint Brushes - Packs of 10

Square cut ends, held by chrome ferrules. Painted composite handles.

Model No:	Size (Metric):	Size (Imperial):
A SPB12S	12mm	1/2"
B SPB25S	25mm	1"
C SPB38S	38mm	1-1/2"
D SPB50S	50mm	2"



E SPBS3

3pc Pure Bristle Paint Brush Set

Pure bristles with square cut ends, held by chrome ferrules. Painted composite handles.

Size (Metric):	25, 38, 50mm (1 of each)
Size (Imperial):	1", 1-1/2", 2"
Quantity:	3



F SPBS9

9pc Pure Bristle Paint Brush Set

Pure bristles with square cut ends, held by chrome ferrules. Painted composite handles.

Size (Metric):	12 (x1), 25 (x3), 38 (x3), 50mm (x2)
Size (Imperial):	1/2", 1", 1-1/2", 2"
Quantity:	9



G-H SEE BELOW

Wooden Handle Paint Brushes

Holds high volume of paint suitable for covering large areas. Epoxy resin glue holds bristles securely. Stainless steel ferrule prevents rusting. Suitable for use with most oil and water based paints. Smooth wooden handle for maximum user comfort.

Model No:	Size:
G SPBS76W	76mm/3"
H SPBS100W	100mm/4"



I SPBS3W

3pc Wooden Handle Paint Brush Set

Synthetic filaments, giving a very smooth finish with all paints. Optimal paint pick-up and spread, provides excellent control.

Size (Metric):	25mm, 38mm, 50mm (1 of each)
Size (Imperial):	1", 1-1/2", 2"
Quantity:	3



J SPBS5W

5pc Wooden Handle Paint Brush Set

Synthetic filaments, giving a very smooth finish with all paints. Optimal paint pick-up and spread provides excellent control.

Size (Metric):	25mm (x2), 38mm (x2), 50mm
Size (Imperial):	1" (x2), 1-1/2" (x2), 2"
Quantity:	5



K-L SEE BELOW

Round Sash Brushes

Ideal for profiled surfaces and detail work such as window frames, architrave, mouldings and more. Epoxy resin glue holds bristles securely. Chisel tip allows for precise cutting in. Stainless steel prevents ferrule from rusting. Smooth wooden handle designed for maximum user comfort.

Model No:	Size:
K SPBS15R	15mm
L SPBS21R	21mm



M SPBR50

50mm Wooden Handle Radiator Paint Brush

Radiator brush with angled head for easy access. Suitable for all paints. Heat treated synthetic filaments to ensure a high quality finish. Polished beech handle with a stainless steel ferrule.

Size (Metric):	50mm
Size (Imperial):	2"



N SPBA50

50mm Wooden Handle Cutting In Paint Brush

Tapered bristles ideal for cutting in. Suitable for all paints. Heat treated synthetic filaments to ensure a high quality finish. Polished beech handle. Stainless steel ferrule.

Size (Metric):	50mm
Size (Imperial):	2"



O PB2

10pc Wooden Handled Touch-Up Paint Brush Assortment

Assorted pack of touch-up brushes with wooden handles.

Length:	180-200mm
Pack Quantity:	10

A-B SEE BELOW

Concentrated General-Purpose TFR Detergents with Wax

Formulated with a specific blend of detergents and sequestrants to remove traffic film, oil, grease and all general soiling found on vehicles. Includes rinse aid and wax to assist with the final stage of cleaning. Biodegradable and additional inhibitor prevents scale build-up and corrosion in pressure washer.

Model No:	Size:
A SCS003	5L
B SCS004	25L



C-D SEE BELOW

Concentrated Premium TFR Detergents with Wax

The unique blend of high quality detergents and surfactants give optimum performance when cleaning vehicles, reducing the need for agitation. Easily, gently and rapidly lifts dirt, grime and oil from vehicle paintwork. Incorporates a sophisticated wax and rinse aid system to give shine and protection to paintwork.

Model No:	Size:
C SCS001	5L
D SCS002	25L



E SCS005

5L Car Shampoo with Wax

Added shine enhancer and paint protector.



F SCS006

5L Premium Car Shampoo with Wax

Concentrated premium quality car shampoo, a special high active formulation with added carnauba wax blend to give protection and exceptional cleaning which enhances the appearance of vehicle paintwork. Will help to protect paint and create a bead affect.



G SCS007

5L Patio Cleaner

Non-corrosive chlorine-free patio cleaner. For the safe and effective removal of algae, moss and fungi from walls, paths, roofs, patios and other hard surfaces.



H SCS009

5L Heavy-Duty Wheel Cleaner

Heavy-duty alkaline (non-acidic) concentrated formula ideal for removing brake dust and general wheel grime. Especially suitable for alloy wheels. Dilute ten parts water to one part wheel cleaner. Recommended to be applied with low pressure sprayer, then rinsed off with higher water pressure after allowing a few minutes for solution to activate.



I

NEW

I SCS090

5L Snow Foam Car Shampoo

The ultimate high snow foaming traffic film removal solution. This thick rich cleaning snow foam will allow longer dwell time to break down dirt and soiling. Non-wax stripping, PH neutral, easy rinse for a streak-free finish. Perfect for car detailing, suitable for all paint surfaces including ceramic coated.



J SEE BELOW

Carpet/Upholstery Detergent

These chemical agents are specially formulated for use in Sealey valeting systems and provide powerful, non-corrosive cleaning power.

Model No:	Size:	Pack Qty:
VMR921S	1L	1
VMR921	1L	10
VMR925S	5L	1
VMR925	5L	4

ALWAYS CHECK THE DILUTION RATES

When purchasing any of the products featured on this page, it is important to check the dilution rates to see exactly how much fluid you will be getting from each full container. All of our cleaning products A-J are made in the UK and come with impressive dilution rates meaning you get more for your money than some others available on the market.

All TFR detergents are available as **5L** or **25L**

	A	B	C	D	E	F
Model No:	SCS003	SCS004	SCS001	SCS002	SCS005	SCS006
Max. Dilution Rate:	200:1 = 1000L	200:1 = 5000L	300:1 = 1500L	300:1 = 7500L	500:1 = 2500L	200:1 = 1000L
	G	J	J	J	J	J
Model No:	SCS007	VMR921S	VMR921	VMR925S	VMR925	VMR925
Max. Dilution Rate:	10:1 = 50L	80:1 = 80L	80:1 = 800L	80:1 = 400L	80:1 = 1600L	



A SEE BELOW
Emulsifiable Degreasing Solvent

High quality, general purpose, low odour cleaning solvent. Contains emulsifiers which enable it to form an emulsion with water, aiding cleaning of solvent from workpiece. Also suitable for engine cleaning.

Model No:	Size:
AK05	5L
AK25	25L



B SEE BELOW
Degreasing Solvent

Suitable for use in Sealey and other leading makes of parts cleaning tank.

Model No:	Size:
AK2001	20L
AK2501	25L



C SEE BELOW
Ultrasonic Cleaning Fluid

Specialist solution for use in ultrasonic cleaners. Safely removes dirt, grease and oil. To eliminate risk, a sample should be used to test the suitability of the product. Always be sure to dilute solution to the required strength.

Model No:	Size:
SCT5D	5L
SCT25D	25L



D SCS201
500ml Rust Remover

Can be used on cars, motorcycles, caravans, boats, agricultural equipment and machinery.

Size:	500ml
-------	-------



E SEE BELOW
150ml Air Conditioning Refresher

Air conditioning refresher with an apple fresh fragrance, eliminates odours from air-con and heating systems, leaving the system clean and free of germs.

Model No:	Pack Qty:
SCS023	6
SCS023S	1



F DPFCA400
DPF Catalyst Cleaner

This DPF/Catalyst Cleaner is usable for all closed particulate filter systems. It is designed to dissolve and remove all contamination and soot residues from the diesel particulate filter and the catalyst. The removal of the DPF is not required. It is also ideal for EGR cleaning and evaporates residue-free. Sufficient for one application.

Size:	400ml
-------	-------



G DPFPC375
Diesel Particulate Filter Cleaner

Diesel fuel additive solution, high power cleaner suitable for diesel engine vehicles fitted with a diesel particle filter. Ensures complete filter cleaning while driving. The product can be used in all diesel engines and mixed with all diesel fuels. This 375ml can is sufficient for 60 to 80L of diesel fuel, simply add to the fuel tank before filling up.

Size:	375ml
-------	-------



H FSCD300
Fuel System Cleaner - Diesel Engines

For use in diesel powered vehicles, designed to remove resin deposits, prevent the oxidation of fuel and the growth of micro-organisms. Lubricates and protects the diesel injection system and the upper cylinder area. Suitable for all diesel engines including those fitted with a particle filter, turbocharger and catalytic converter. Pour directly into the fuel tank when refuelling, one 300ml can treats 80L of diesel fuel.

Size:	300ml
-------	-------



I FSCP300
Fuel System Cleaner Petrol Engines

High performance fuel system cleaner for all petrol engines. Removes varnish and gum deposits from the entire fuel system. One can sufficient for 60 to 80L of petrol, add to the fuel tank before refuelling.

Size:	300ml
-------	-------



J OSCL300
Oil System Cleaner Petrol & Diesel Engines

High performance cleaner for all petrol and diesel engines. Can also be used in gearboxes and differentials. Removes sludge and contamination from internal surfaces. Treats up to 6L of oil.

Size:	300ml
-------	-------



K CCOS300
Oxygen Sensor Catalytic Converter Cleaner

High capacity cleaner designed to dissolve dirt, varnish and carbon residue throughout the exhaust system. The primary function is to clean the oxygen sensor and catalytic converter to optimise performance. Suitable for use in petrol and diesel vehicles. Treats 60 to 80L of fuel.

Size:	300ml
-------	-------

A NEW



A TOL40
Plain White Toilet Roll - Pack of 40

Embossed 2-ply soft white toilet rolls. Wrapped in sleeves of 4 rolls.

Ply:	2
Type:	Embossed
Width:	420mm
Sheets on Roll:	320
Pack Quantity:	10 Packs of 4 (40 Rolls)

B



B WHT150
150m White Embossed 2-Ply Paper Roll - Pack of 6

Pack of six white embossed paper, centre-feed, 2-ply, perforated roll wipes.

Ply:	2
Type:	Embossed
Width:	175mm
Length:	150m
Pack Quantity:	6

C



C BLU150
150m Blue Embossed 2-Ply Paper Roll - Pack of 6

Pack of six blue embossed paper, centre-feed, 2-ply, perforated roll wipes.

Ply:	2
Type:	Embossed
Width:	190mm
Length:	150m
Pack Quantity:	6

D



D SCP1501
73gsm Multipurpose Paper Wipes in Dispenser Box Smooth White - 150 Sheets

Strong, durable and tear resistant. Absorbs liquids fast and up to four times its own mass. Rinse and reuse over and over again. Low-linting. Solvent and chemical resistant. Use both wet and dry.

Sheets Per Pack:	150
Weight:	73gsm

E




E SCP1601
69gsm Multipurpose Paper Wipes in Dispenser Box Creped Turquoise - 160 Sheets

Strong, durable and tear resistant. Absorbs liquid up to four times its own mass. Rinse and reuse over and over again. Low-linting. Solvent and chemical resistant. Use both wet and dry. Embossed to ensure effective dirt pick-up.

Sheets Per Pack:	160
Weight:	69gsm

F




F CCSET550
5-in-1 Disposable Car Interior Protection Kit - Display Box of 50

Kit includes PE backed floor mat, disposable seat, steering wheel, handbrake and gear lever covers. Ideal for protecting the vehicle's interior from dirt, grease and oil whilst servicing, valeting or when bodyshop work is undertaken. Suitable for most cars and light commercial vehicles.

Contents:	
Floor Mat - 80g + PE 15g:	500 x 380mm
Seat Cover - 13micron:	130 x 80mm
Steering Wheel Cover - 20micron:	100 x 130mm
Gear Lever Cover - 20micron:	140 x 145mm
Hand Brake Cover - 20micron:	90 x 170mm



G



H



G SWPH150
150m Steering Wheel Protection Film with Applicator Handle
Comfort grip handle for easy and fast application. 150m x 125mm Film.

H SWPF150
150m Steering Wheel Protection Film
150m x 125mm Film.



A SCW3
Hand Wipes Bucket - Pack of 150
 Durable, extra-large wipes for removing a variety of tough substances including oil and grease. Moisture locked wipes means no need for water. Supplied in a dispensing bucket containing 150 wipes.



B SSW80
Heavy-Duty Hand Wipes Textured - Pack of 80
 Heavy-duty textured hand wipes. Ideal for removing dirt, oil, grease, grime and non-cured petroleum based contaminants. Antimicrobial properties leave hands hygienically clean.



C SCS045S
500ml Multipurpose Foam Cleaner
 Suitable for use on upholstery, glass, ceramics, laminates, PVC, office furniture and work surface areas. Immediate foaming action lifts grime. Wipes away easily and doesn't drip or run.



D SEE BELOW
Polypropylene Rope
 Multipurpose heavy-duty weather resistant polypropylene rope. Available in Ø8mm and Ø10mm, in 220m lengths.

Model No:	Diameter:	Length:
RC08220	Ø8mm	220m
RC10220	Ø10mm	220m



E-F SEE BELOW
Hand Cleaner Lemon Zing
 Fast, effective hand cleaner for removal of oil, grease, dirt and other ground-in soils. Based on natural citrus extracts, contains perlite particles for deep cleaning and lanolin helps to prevent chapped and dry hands. Solvent-free, contains Aloe Vera with antibacterial properties for cuts and grazes. Ideal for use in garages, workshops, factories and engineering shops. Model No. SHC500 is supplied in 500ml screw top tub and Model No. SHC5L in 5L container with dispensing pump.

Model No:	Size:
E SHC500	500ml
F SHC5L	5L




G SHC05L
5L Heavy-Duty Hand Cleaner Orange Gel
 Fast, effective heavy-duty hand cleaner for removal of oil, grease, dirt and other ground-in soils. Based on natural citrus extracts, contains perlite particles for deep cleaning and lanolin to moisturise and help prevent chapped and dry hands. Solvent-free, contains Aloe Vera with antibacterial properties for cuts and grazes. Ideal for use in garages, workshops, factories and engineering shops. Supplied in 5L container with dispensing pump.



H SEE BELOW
Universal Disposable Car Covers
 Disposable full car covers with an elastic hem suitable for a wide range of vehicles. Protects a completed vehicle from scratches, overspray and dust. Ideal for bodyshops, car valeters or garages.

Model No:	Size:	Dimensions (W x D):
TDCCM	Medium	3800 x 6600mm
TDCCCL	Large	4800 x 7500mm



I SCS903
Alloy Wheel Repair Kit
 Permanently repairs curb damage, scratches, slight dents and sanding marks on alloy, composite and steel rims as well as hubcaps. Kit includes everything required to repair damage simply and quickly.



J SCS901
Windscreen Repair Kit
 Simple step-by-step process and a 30 minute curing time. Pressurising applicator penetrates deep inside chips and cracks to give an almost invisible repair. Tough resin formula fills damaged area to prevent from spreading, avoiding costly windscreen replacement. Suitable for screen chips up to Ø25mm and cracks up to 300mm long. Curing process can be sped up by using a UV lamp (not included). Improves visibility and safety.

Contents:	
Push Pin,	Clean Cloth,
Adhesive Seal (x3),	Black O-Ring (x2),
Pedestal, Razor Blade,	Repair Resin,
Injector,	Curing Film (x5)



A SB974N4

Ceramic Sand Gun Blasting Nozzles

Ceramic sand gun blasting nozzles suitable for Model No's. SB994 and SB995 Shot Blasting Kits. Pack of 4.

Nozzle Sizes:	5mm, 6mm (x2), 7mm
----------------------	--------------------



B SG10/SAND6

Shot Blasting Sand - Pack of 6

Suitable for Sealey and other recirculating shot blasters. Complies with COSHH SI-1657-1988. Not suitable for use in shot blasting cabinets.

Weight:	6 x 700g
Container:	Bottle



C SG10E

Air Recirculating Sandblasting Kit

Suitable for use in the bodyshop. The feathering action makes this blaster ideal for treating stone chips. Supplied with a set of four rubber nozzles for sealing the gun head to the panel and a 700g bottle of blasting grit. Replacement nozzles are available.

Operating Pressure:	60-120psi
Air Consumption:	5-10cfm



D SEE BELOW

25kg Shot Blasting Grit

Suitable for both handheld and recirculating shot blasters. Complies with COSHH SI-1657-1988. Not suitable for use in shot blasting cabinets.

Model No:	Weight:	Size:	Container:
B/25KG	25kg	200-700microns	Bag
BGT25KG	25kg	200-700microns	Tub



E SEE BELOW

Shot Blasting Beads - Glass

Beads suitable for use in shot blasting cabinets.

Model No:	Weight:	Size:	Container:
B5KG	5kg	180-300microns	Tub
GB25KG	25kg	180-300microns	Tub



F SEE BELOW

25kg Blasting Soda

Blasting soda for use in conjunction with Sealey Model No's SB99.KIT, PSB10, PSB40 and other brands of soda blasters. Soda blasting is especially suitable for classic car restoration, when removing paint and rust, as soda will not etch glass and will not warp or remove metalwork. Surface will be left smooth. Soda also leaves a rust inhibitor behind for up to six weeks. Also suitable for a number of other applications, including removal of graffiti, mould, and grease from surfaces such as fibreglass, brick, stone, marble, tiles, glass, rubber and bearings.

Model No:	Weight:	Size:	Container:
SBG25KG	25kg	285microns	Bag
BSBG25KG	25kg	285microns	Tub



G SB993

Portable Shot Blasting Kit

For full details, see page 737.



H SB974

Shot Blasting Cabinet - Double Access

For full details, see page 739.



I SBKITA

Shot & Soda Blasting Kit

For full details, see page 738.

**CHOOSE FROM
OVER 100 CASTORS
ACROSS OUR TRADE &
INDUSTRIAL RANGES.**

TRADE RANGE

Our trade range of castors on pages 1141 to 1143 are available in a variety of styles and sizes and are all backed with a 1 Year guarantee.

**1 YEAR
GUARANTEE***

INDUSTRIAL RANGE

Our industrial range of castors on pages 1144 to 1145 offer superior quality and higher load bearing capacities, backed with a 2 Year guarantee.

**2 YEAR
GUARANTEE***

RANGE AVAILABILITY

Our full range of castor wheels covers a wide variety of applications with wheel diameter sizes ranging from Ø50mm to Ø200mm and load capacities from 25kg to 600kg. See illustrations (right) for fixing and style options.



A-S Ø50mm Ø75mm Ø100mm Ø125mm 25kg 50kg 80kg 100kg



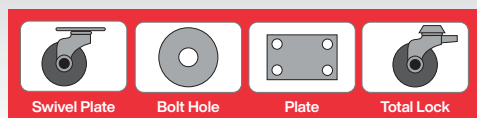
A-S SEE BELOW

Medium-Duty Rubber/Polypropylene Castor Wheels - Trade

Durable rubber/polypropylene wheels with a steel centre.

Model No	Fixing Type	Wheel Diameter	Load Capacity	Overall Height	Offset Size	Plate Size	Plate Hole Diameter	Tread Width	Swivel	Total Lock
A SCW150SB	Bolt Hole	Ø50mm	25kg	68mm	n/a	n/a	n/a	18mm	✓	✗
B SCW175SB	Bolt Hole	Ø75mm	50kg	98mm	28mm	n/a	n/a	23mm	✓	✗
C SCW1100SB	Bolt Hole	Ø100mm	80kg	131.5mm	34mm	n/a	n/a	27mm	✓	✗
D SCW1125SB	Bolt Hole	Ø125mm	100kg	154.5mm	35mm	n/a	n/a	27mm	✓	✗
E SCW150FP	Fixed Plate	Ø50mm	25kg	69.5mm	n/a	60 x 60mm	Ø13 x 6.3mm	18mm	✗	✗
F SCW175FP	Fixed Plate	Ø75mm	50kg	100mm	n/a	60 x 60mm	Ø13 x 6.3mm	23mm	✗	✗
G SCW1100FP	Fixed Plate	Ø100mm	80kg	134mm	n/a	76 x 76mm	Ø15.5 x 8.5mm	27mm	✗	✗
H SCW1125FP	Fixed Plate	Ø125mm	100kg	157mm	n/a	76 x 76mm	Ø15.5 x 8.5mm	27mm	✗	✗
I SCW150SBL	Bolt Hole	Ø50mm	25kg	68mm	n/a	n/a	n/a	18mm	✓	✓
J SCW175SBL	Bolt Hole	Ø75mm	50kg	98mm	28mm	n/a	n/a	23mm	✓	✓
K SCW1100SBL	Bolt Hole	Ø100mm	80kg	131.5mm	36.5mm	n/a	n/a	27mm	✓	✓
L SCW1125SBL	Bolt Hole	Ø125mm	100kg	154.5mm	35.5mm	n/a	n/a	27mm	✓	✓
M SCW150SP	Swivel Plate	Ø50mm	25kg	69.5mm	n/a	60 x 50mm	Ø13 x 6.3mm/12 x 6.3mm	18mm	✓	✗
N SCW175SP	Swivel Plate	Ø75mm	50kg	100mm	n/a	65 x 60mm	Ø13 x 6.3mm/12 x 6.3mm	23mm	✓	✗
O SCW1100SP	Swivel Plate	Ø100mm	80kg	134mm	n/a	76 x 76mm	Ø15.5 x 8.2mm	27mm	✓	✗
P SCW1125SP	Swivel Plate	Ø125mm	100kg	157mm	n/a	76 x 76mm	Ø15.5 x 8.2mm	27mm	✓	✗
Q SCW150SPL	Swivel Plate	Ø50mm	25kg	69.5mm	n/a	60 x 50mm	Ø13 x 6.3mm/12 x 6.3mm	18mm	✓	✓
R SCW1100SPL	Swivel Plate	Ø100mm	80kg	134mm	n/a	76 x 76mm	Ø15.5 x 8.2mm	27mm	✓	✓
S SCW1125SPL	Swivel Plate	Ø125mm	100kg	157mm	28mm	76 x 76mm	Ø76 x 76mm	27mm	✓	✓

A-L Ø50mm Ø75mm Ø100mm 40kg 60kg 90kg



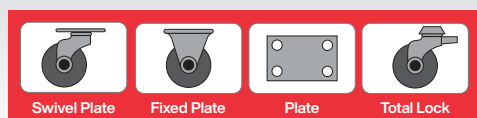
A-L SEE BELOW

Medium-Duty Thermoplastic Rubber Castor Wheels - Trade

Non-marking thermoplastic wheels with polypropylene core and plain bearing.

Model No.	Fixing Type	Wheel Diameter	Load Capacity	Overall Height	Offset Size	Plate Size	Plate Hole Diameter	Tread Width	Swivel	Total Lock
A SCW250SBEM	Bolt Hole	Ø50mm	40kg	68mm	24mm	n/a	Ø10.5mm	20mm	✓	✗
B SCW275SBEM	Bolt Hole	Ø75mm	60kg	98mm	28mm	n/a	Ø10.5mm	25mm	✓	✗
C SCW2100SBEM	Bolt Hole	Ø100mm	90kg	131.5mm	37mm	n/a	Ø10.5mm	27mm	✓	✗
D SCW250SBLEM	Bolt Hole	Ø50mm	40kg	68mm	22mm	n/a	Ø10.5mm	20mm	✓	✓
E SCW275SBLEM	Bolt Hole	Ø75mm	60kg	98mm	32mm	n/a	Ø10.5mm	25mm	✓	✓
F SCW2100SBLEM	Bolt Hole	Ø100mm	90kg	131.5mm	35mm	n/a	Ø10.5mm	27mm	✓	✓
G SCW250SPEM	Swivel Plate	Ø50mm	40kg	69.5mm	24mm	60 x 60mm	Ø6.3mm	20mm	✓	✗
H SCW275SPEM	Swivel Plate	Ø75mm	60kg	100mm	28mm	65 x 65mm	Ø6.3mm	25mm	✓	✗
I SCW2100SPEM	Swivel Plate	Ø100mm	90kg	134mm	37mm	76 x 76mm	Ø8.5mm	27mm	✓	✗
J SCW250SPLEM	Swivel Plate	Ø50mm	40kg	69.5mm	22mm	60 x 60mm	Ø6.3mm	20mm	✓	✓
K SCW275SPLEM	Swivel Plate	Ø75mm	60kg	100mm	32mm	65 x 65mm	Ø6.3mm	25mm	✓	✓
L SCW2100SPLEM	Swivel Plate	Ø100mm	90kg	134mm	35mm	76 x 76mm	Ø8.5mm	27mm	✓	✓

M-X Ø100mm Ø125mm Ø160mm Ø200mm 100kg 120kg 250kg 300kg



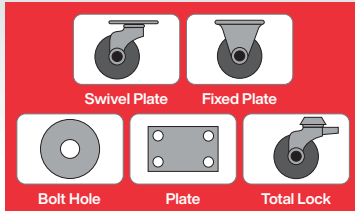
M-X SEE BELOW

Heavy-Duty Blue Elastic Rubber Castor Wheels - Trade

Elastic rubber wheels with nylon core.

Model No.	Fixing Type	Wheel Diameter	Load Capacity	Overall Height	Offset Size	Plate Size	Plate Hole Diameter	Tread Width	Swivel	Total Lock
M SCW3100SPEM	Swivel Plate	Ø100mm	100kg	128mm	39mm	100 x 80mm	Ø9mm	32mm	✓	✗
N SCW3125SPEM	Swivel Plate	Ø125mm	120kg	152mm	36mm	100 x 80mm	Ø9mm	36mm	✓	✗
O SCW3160SPEM	Swivel Plate	Ø160mm	250kg	193mm	57mm	140 x 110mm	Ø11mm	50mm	✓	✗
P SCW3200SPEM	Swivel Plate	Ø200mm	300kg	232mm	62mm	140 x 110mm	Ø11mm	50mm	✓	✗
Q SCW3100SPLEM	Swivel Plate	Ø100mm	100kg	128mm	38mm	100 x 80mm	Ø9mm	32mm	✓	✓
R SCW3125SPLEM	Swivel Plate	Ø125mm	120kg	152mm	34mm	100 x 80mm	Ø9mm	36mm	✓	✓
S SCW3160SPLEM	Swivel Plate	Ø160mm	250kg	193mm	57mm	140 x 110mm	Ø11mm	50mm	✓	✓
T SCW3200SPLEM	Swivel Plate	Ø200mm	300kg	232mm	62mm	140 x 110mm	Ø11mm	50mm	✓	✓
U SCW3100FPPEM	Fixed Plate	Ø100mm	100kg	128mm	n/a	100 x 84mm	Ø9mm	32mm	✗	✗
V SCW3125FPPEM	Fixed Plate	Ø125mm	120kg	152mm	n/a	100 x 84mm	Ø9mm	36mm	✗	✗
W SCW3160FPPEM	Fixed Plate	Ø160mm	250kg	193mm	n/a	146 x 107mm	Ø11mm	50mm	✗	✗
X SCW3200FPPEM	Fixed Plate	Ø200mm	300kg	232mm	n/a	146 x 107mm	Ø11mm	50mm	✗	✗

A-O Ø80mm Ø100mm Ø125mm 150kg 200kg 230kg



A-C

D-F

G-I

J-L

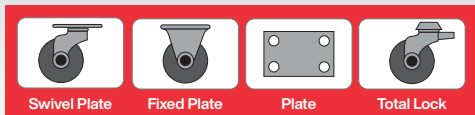
M-O

A-O SEE BELOW
Heavy-Duty Nylon
Castor Wheels - Trade

Nylon wheels with cast aluminium core.

Model No.	Fixing Type	Wheel Diameter	Load Capacity	Overall Height	Offset Size	Plate Size	Plate Hole Diameter	Tread Width	Swivel	Total Lock
A SCW480SBEM	Bolt Hole	Ø80mm	150kg	108mm	35mm	n/a	Ø12.5mm	30mm	✓	✗
B SCW4100SBEM	Bolt Hole	Ø100mm	150kg	127mm	39mm	n/a	Ø12.5mm	32mm	✓	✗
C SCW4125SBEM	Bolt Hole	Ø125mm	230kg	150mm	35mm	n/a	Ø12.5mm	38mm	✓	✗
D SCW480SBLEM	Bolt Hole	Ø80mm	150kg	108mm	35mm	n/a	Ø12.5mm	30mm	✓	✓
E SCW4100SBLEM	Bolt Hole	Ø100mm	200kg	127mm	38mm	n/a	Ø12.5mm	32mm	✓	✓
F SCW4125SBLEM	Bolt Hole	Ø125mm	230kg	150mm	34mm	n/a	Ø12.5mm	38mm	✓	✓
G SCW480SPEM	Swivel Plate	Ø80mm	150kg	110mm	35mm	100 x 80mm	Ø9mm	30mm	✓	✗
H SCW4100SPEM	Swivel Plate	Ø100mm	200kg	128mm	39mm	100 x 80mm	Ø9mm	32mm	✓	✗
I SCW4125SPEM	Swivel Plate	Ø125mm	230kg	152mm	35mm	100 x 80mm	Ø9mm	38mm	✓	✗
J SCW480SPLEM	Swivel Plate	Ø80mm	150kg	110mm	35mm	100 x 80mm	Ø9mm	30mm	✓	✓
K SCW4100SPLEM	Swivel Plate	Ø100mm	200kg	128mm	38mm	100 x 80mm	Ø9mm	32mm	✓	✓
L SCW4125SPLEM	Swivel Plate	Ø125mm	230kg	152mm	34mm	100 x 80mm	Ø9mm	38mm	✓	✓
M SCW480FPEM	Fixed Plate	Ø80mm	150kg	110mm	n/a	100 x 84mm	Ø9mm	30mm	✗	✗
N SCW4100FPEM	Fixed Plate	Ø100mm	200kg	128mm	n/a	100 x 84mm	Ø9mm	32mm	✗	✗
O SCW4125FPEM	Fixed Plate	Ø125mm	230kg	152mm	n/a	100 x 84mm	Ø9mm	38mm	✗	✗

P-X Ø125mm Ø152mm Ø200mm 250kg 330kg 350kg



P-R

S-U

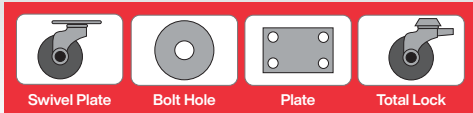
V-X

P-X SEE BELOW
Heavy-Duty Rubber Castor Wheels - Trade

Nylon wheels with cast aluminium core.

Model No.	Fixing Type	Wheel Diameter	Load Capacity	Overall Height	Offset Size	Plate Size	Plate Hole Diameter	Tread Width	Swivel	Total Lock
P SCW5125SPEM	Swivel Plate	Ø125mm	250kg	161mm	55mm	140 x 110mm	Ø11mm	50mm	✓	✗
Q SCW5152SPEM	Swivel Plate	Ø152mm	330kg	189mm	57mm	140 x 110mm	Ø11mm	50mm	✓	✗
R SCW5200SPEM	Swivel Plate	Ø200mm	350kg	232mm	62mm	140 x 110mm	Ø11mm	50mm	✓	✗
S SCW5125SPLEM	Swivel Plate	Ø125mm	250kg	161mm	55mm	140 x 110mm	Ø11mm	50mm	✓	✓
T SCW5152SPLEM	Swivel Plate	Ø152mm	330kg	189mm	57mm	140 x 110mm	Ø11mm	50mm	✓	✓
U SCW5200SPLEM	Swivel Plate	Ø200mm	350kg	232mm	62mm	140 x 110mm	Ø11mm	50mm	✓	✓
V SCW5125FPEM	Fixed Plate	Ø125mm	250kg	161mm	n/a	146 x 107mm	Ø11mm	50mm	✗	✗
W SCW5152FPEM	Fixed Plate	Ø152mm	330kg	189mm	n/a	140 x 110mm	Ø11mm	50mm	✗	✗
X SCW5200FPEM	Fixed Plate	Ø200mm	350kg	232mm	n/a	146 x 107mm	Ø11mm	50mm	✗	✗

A-I Ø50mm Ø75mm Ø100mm 40kg 60kg 70kg



2 YEAR
GUARANTEE*

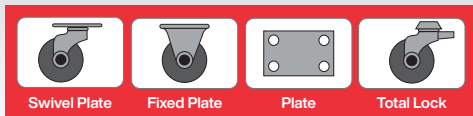
A-I SEE BELOW

Medium-Duty Polyurethane Castor Wheels - Industrial

Non-marking polypropylene/polyurethane wheels.

Model No.	Fixing Type	Wheel Diameter	Load Capacity	Overall Height	Offset Size	Plate Size	Plate Hole Diameter	Tread Width	Swivel	Total Lock
A SCW250SB	Bolt Hole	Ø50mm	40kg	70mm	25mm	n/a	Ø11mm	19mm	✓	✗
B SCW275SB	Bolt Hole	Ø75mm	60kg	100mm	25mm	n/a	Ø11mm	25mm	✓	✗
C SCW2100SB	Bolt Hole	Ø100mm	70kg	125mm	28mm	n/a	Ø11mm	25mm	✓	✗
D SCW275SBL	Bolt Hole	Ø75mm	60kg	100mm	25mm	n/a	Ø11mm	25mm	✓	✓
E SCW2100SBL	Bolt Hole	Ø100mm	70kg	125mm	28mm	n/a	Ø11mm	25mm	✓	✓
F SCW275SP	Swivel Plate	Ø75mm	60kg	100mm	25mm	60 x 60mm	Ø6.3mm	25mm	✓	✗
G SCW2100SP	Swivel Plate	Ø100mm	70kg	125mm	28mm	77 x 67mm	Ø8.5mm	25mm	✓	✗
H SCW250SPL	Swivel Plate	Ø50mm	40kg	70mm	25mm	60 x 60mm	Ø6.3mm	19mm	✓	✓
I SCW275SPL	Swivel Plate	Ø75mm	60kg	100mm	25mm	60 x 60mm	Ø11mm	25mm	✓	✓

J-U Ø100mm Ø125mm Ø160mm Ø200mm 160kg 250kg 300kg 400kg



2 YEAR
GUARANTEE*

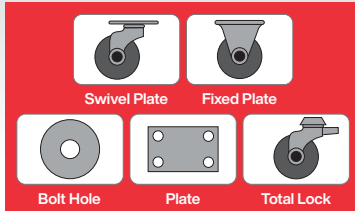
J-U SEE BELOW

Heavy-Duty Blue Elastic Rubber Castor Wheels - Industrial

Non-marking polyamide/elastic wheels.

Model No.	Fixing Type	Wheel Diameter	Load Capacity	Overall Height	Offset Size	Plate Size	Plate Hole Diameter	Tread Width	Swivel	Total Lock
J SCW3100SP	Swivel Plate	Ø100mm	160kg	128mm	41mm	105 x 85mm	Ø9mm	34mm	✓	✗
K SCW3125SP	Swivel Plate	Ø125mm	250kg	155mm	40mm	105 x 85mm	Ø9mm	40mm	✓	✗
L SCW3160SP	Swivel Plate	Ø160mm	300kg	200mm	55mm	137 x 105mm	Ø11mm	46mm	✓	✗
M SCW3200SP	Swivel Plate	Ø200mm	400kg	240mm	55mm	137 x 105mm	Ø11mm	46mm	✓	✗
N SCW3100SPL	Swivel Plate	Ø100mm	160kg	128mm	41mm	105 x 85mm	Ø9mm	34mm	✓	✓
O SCW3125SPL	Swivel Plate	Ø125mm	250kg	155mm	40mm	105 x 85mm	Ø9mm	40mm	✓	✓
P SCW3160SPL	Swivel Plate	Ø160mm	300kg	200mm	60mm	137 x 105mm	Ø11mm	46mm	✓	✓
Q SCW3200SPL	Swivel Plate	Ø200mm	400kg	240mm	55mm	137 x 105mm	Ø11mm	46mm	✓	✓
R SCW3100FP	Fixed Plate	Ø100mm	160kg	128mm	n/a	103 x 85mm	Ø9mm	34mm	✗	✗
S SCW3125FP	Fixed Plate	Ø125mm	250kg	155mm	n/a	103 x 85mm	Ø9mm	40mm	✗	✗
T SCW3160FP	Fixed Plate	Ø160mm	300kg	200mm	n/a	137 x 115mm	Ø11mm	46mm	✗	✗
U SCW3200FP	Fixed Plate	Ø200mm	400kg	240mm	n/a	137 x 115mm	Ø11mm	46mm	✗	✗

A-K Ø80mm Ø100mm Ø125mm 125kg 150kg 200kg 250kg



A-B

C-E

F-H

I-J

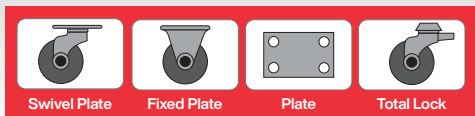
K

2 YEAR
GUARANTEE*

A-K SEE BELOW
Heavy-Duty Nylon
Castor Wheels - Industrial
Non-marking polyamide wheels.

Model No.	Fixing Type	Wheel Diameter	Load Capacity	Overall Height	Offset Size	Plate Size	Plate Hole Diameter	Tread Width	Swivel	Total Lock
A SCW480SB	Bolt Hole	Ø80mm	125kg	108mm	40mm	n/a	Ø13mm	34mm	✓	✗
B SCW4100SB	Bolt Hole	Ø100mm	150kg	128mm	40mm	n/a	Ø13mm	36mm	✓	✗
C SCW480SBL	Bolt Hole	Ø80mm	150kg	108mm	44.5mm	n/a	Ø13mm	34mm	✓	✓
D SCW4100SBL	Bolt Hole	Ø100mm	150kg	128mm	41mm	n/a	Ø13mm	36mm	✓	✓
E SCW4125SBL	Bolt Hole	Ø125mm	150kg	155mm	40mm	n/a	Ø13mm	40mm	✓	✓
F SCW480SP	Swivel Plate	Ø80mm	200kg	108mm	40mm	105 x 85mm	Ø9mm	34mm	✓	✗
G SCW4100SP	Swivel Plate	Ø100mm	200kg	128mm	41mm	105 x 85mm	Ø9mm	36mm	✓	✗
H SCW4125SP	Swivel Plate	Ø125mm	250kg	155mm	40mm	105 x 85mm	Ø9mm	40mm	✓	✗
I SCW4100SPL	Swivel Plate	Ø100mm	200kg	128mm	41mm	105 x 85mm	Ø9mm	36mm	✓	✓
J SCW4125SPL	Swivel Plate	Ø125mm	250kg	155mm	40mm	105 x 85mm	Ø9mm	40mm	✓	✓
K SCW4100FP	Fixed Plate	Ø100mm	200kg	128mm	n/a	103 x 85mm	Ø9mm	36mm	✗	✗

L-Q Ø125mm Ø160mm Ø200mm 500kg 600kg



L-N

O-P

Q

2 YEAR
GUARANTEE*

L-Q SEE BELOW
Ultra-Heavy-Duty Polyurethane
Castor Wheels - Industrial
Non-marking aluminium/polyurethane wheels.

Model No.	Fixing Type	Wheel Diameter	Load Capacity	Overall Height	Offset Size	Plate Size	Plate Hole Diameter	Tread Width	Swivel	Total Lock
L SCW5125SP	Swivel Plate	Ø125mm	500kg	164mm	55mm	137 x 105mm	Ø11mm	50mm	✓	✗
M SCW5160SP	Swivel Plate	Ø160mm	600kg	200mm	55mm	137 x 105mm	Ø11mm	50mm	✓	✗
N SCW5200SP	Swivel Plate	Ø200mm	600kg	240mm	55mm	137 x 105mm	Ø11mm	50mm	✓	✗
O SCW5125SPL	Swivel Plate	Ø125mm	500kg	164mm	55mm	137 x 105mm	Ø11mm	50mm	✓	✓
P SCW5160SPL	Swivel Plate	Ø160mm	600kg	200mm	60mm	137 x 105mm	Ø11mm	50mm	✓	✓
Q SCW5125FP	Fixed Plate	Ø125mm	500kg	164mm	n/a	137 x 105mm	Ø11mm	50mm	✗	✗

LIGHTING & POWER

 [back to Section List](#)



110V & 230V Plugs & Accessories

1182-1183

Cable Reels

1178-1180

Extension Leads & Plugs

1181-1183

Floodlights

1165-1172

Generators

1185-1187

Head Torches

1149-1151

Inspection Lights

1154-1165

Penlights & Pocket Lights

1152-1154

Power Packs

1177

Site Lights

1170, 1172

Torches

1147-1154

Transformers

1183

Under Bonnet Inspection Lights

1173

Vehicle Worklights

1174-1176

Warning Beacons

1174-1175

Wireless Rechargeable LED Inspection Lights

1162-1163

Power Inverters

1184-1185

A NEW



SMD LED



180 LUMENS

A LED140

3W SMD LED Rechargeable 3-in-1 Spotlight

Rechargeable 3W SMD LED 105 Lumen Spotlight and 60 Lumen Lantern. Lantern produces 360° lighting with two settings. SMD LED Desk Lamp producing 180 lumens. Desk Lamp has two settings with adjustable lighting angle. Slide switch and quick release button to change the light function. Charging USB cable included. 3.7V 1.5Ah Li-ion battery.

LED Type:	3W SMD
Lumen Output:	Spotlight; 105lm, Lantern; High - 60lm, Low - 30lm Desk Lamp; High - 180lm, Low - 100lm
Operating Time:	Spotlight; 8hr, Lantern; High - 6hr, Low - 8hr Desk Lamp; High - 6hr, Low - 8hr
Charging Time:	4hr
Power:	3W
IP Rating:	IP20
Battery:	3.7V 1.5Ah Li-ion

D



SMD LED

120 LUMENS

D LED452IS

3.6W SMD LED Intrinsically Safe ATEX/IECEx Approved Flashlight

Single high power 3.6W SMD LED produces extremely bright, white light with an output of 120/32 lumens (high/low) and a working range up to 172m. Operating time 6/69 hours. Three mode push-button for high, low and off settings. Intrinsically safe for use in hazardous locations. Lightweight, tough and durable casing which will sustain high impacts and drops. Screw fastener prevents inadvertent opening of battery container in hazardous environments. Built-in gas release vent. Features wrist lanyard connection.

LED Type:	3.6W SMD
Lumen Output (High/Low):	120/32lm
Operating Time (High/Low):	6/69hr
Range (High/Low):	172/85m
Battery:	4 x AA (not included)

B LED



35 LUMENS

B AK427

0.5W LED Spotlight

Spotlight with strong composite case and sealed switch. Long lasting, energy efficient LED bulb.

LED Type:	0.5W LED
Lens Diameter:	Ø89mm
Lumen Output:	35lm
Battery:	1 x P1996 (not included)

C LED3WB

3W SMD LED Rechargeable Bulb

Ideal for camping or emergency situations. Operates 14 SMD LEDs that feature five selectable light settings. 3.7V 1.2Ah Lithium-ion rechargeable battery for up to 3 hours operating time on its highest setting. Produces up to 170 lumens. Built-in hanging hook for hands-free applications. Micro USB cable supplied.

C NEW



170 LUMENS

SMD LED



LED Type/Power:	14 x 0.2W SMD/3W
Lumen Output (High/Med/Low):	170/80/40lm
Charging Time:	4/5hr
Functions:	High/Med/Low/Blink
Operating Time:	High - 3hr
Battery:	3.7V 1.2Ah Li-ion

E SMD LED

150 LUMENS

Magnetic



E TBL450

1.5W SMD LED Rechargeable Magnetic Toolbox Light

Robust aluminium housing incorporating 1.5W SMD LEDs to illuminate the trays in a toolbox. With a width of 450mm the light is fitted with two sliding magnetic brackets which can rotate 180° to direct the light as required, whilst also giving the flexibility to attach the light to any ferrous metal avoiding badges and logos. Features two light settings with an operating time of up to 12 hours. Powered by a rechargeable 3.7V 2.2Ah lithium-ion battery and includes an LED charging indicator. Supplied with a 1m USB charging cable.

LED Type:	1.5W SMD
Lumen Output (High/Low):	150/100lm
Operating Time (High/Low):	6/12hr
Charging Time:	3hr
Battery:	3.7V 2.2Ah Li-ion
Dimensions (W x D x H):	450 x 50 x 30mm

A **COB LED** **150 LUMENS**



B **SMD LED** **720 LUMENS**



C **SMD LED** **3500 LUMENS**



A LED069
3W LED & 3W COB LED Torch/Inspection Light

Twin function light, features a powerful 3W LED directional torch and, by extending the body of the torch, an automatic on/off 3W COB LED inspection lamp. A strong magnet in the base allows for hands-free use.

LED Type:	3W COB + 3W LED
Lumen Output (Top/Side):	150/50lm
Minimum Length:	165mm
Maximum Length:	220mm
Battery:	4 x AAA (not included)

B LED449
10W SMD LED Rechargeable Aluminium Torch - Adjustable Focus

Single 10W SMD LED produces extremely bright, white light with an output of 720 lumens and a working range up to 200m. Focus type can be changed from spotlight to wide area by a twist action of the head. Lightweight aluminium housing. Two power options, full power and 30% energy saving mode. Powered by a rechargeable 3.7V 2Ah lithium-ion battery. Supplied with micro USB charging lead.

LED Type:	10W SMD
Lumen Output (High/Low):	720/210lm
Operating Time (High/Low):	2.5/5hr
Working Range:	200m
Battery:	3.7V 2Ah Li-ion

C LED451
30W Super Boost SMD LED Rechargeable Pocket Light

30W SMD LED produces extremely bright, white light with an output of 1400 lumens, with a super boost output of 3500 lumens for 35 seconds. Working range up to 250m. Powered by a rechargeable 3.7V 2Ah lithium-ion battery with a charging time of up to 5hrs. Supplied with micro USB charging lead. *****WARNING***** Please keep out of reach of children, as lens generates heat on Super Boost setting.

LED Type:	3 x 10W SMD LED
Lumen Output:	Super Boost; 3500lm for 35 seconds; High; 1400lm
Operating Time:	Super Boost for 35 seconds + High; 1.2hr, Low; 10hr
Charging Time:	4/5hr
Range:	250m
Battery:	3.7V 2Ah Li-ion

D **SMD LED**



750 LUMENS **5W**

E **SMD LED**



1000 LUMENS **10W**

F **SMD LED**




2000 LUMENS **20W**

G **COB LED**



4000 LUMENS **60W**



D-G SEE BELOW
Rechargeable Aluminium Torches with Adjustable Focus

Super powerful LEDs produces extremely bright, white light with an outputs ranging from 750 - 4000 lumens and a working range of 100-200m. Focus type can be changed from spotlight to wide area by a twist action of the head. Lightweight aluminium housing. Two power options, full power and 30% energy saving mode. Powered by rechargeable lithium-ion batteries. Strong magnet on the base. Supplied with micro USB charging lead.

	D	E	F	G
Model No:	LED4491	LED4492	LED4493	LED4494
LED Type:	5W SMD	10W SMD	20W SMD	60W COB
Lumen Output (High/Low):	750/225lm	1000/300lm	2000/600lm	4000/1200lm
Operating Time (High/Low):	2/4hr	2/4hr	2/4hr	4/8.5hr
Range:	100m	100m	200m	100m
Battery:	3.7V 2Ah Li-ion	3.7V 2Ah Li-ion	7.4V 2Ah Li-ion	7.4V 4Ah Li-ion

A NEW

300 LUMENS



COB LED SMD LED

A HT300R
3W COB & 1W SMD LED Rechargeable Headlight with Sensor

3W COB + 1W SMD Rechargeable headlight with sensor function. Also including 3 SMD LEDs producing 300 Lumens. Can also act as a separate mini worklight with magnet. 3.7V 1000mAh lithium-polymer battery with 0.5m USB cable included. Charging and battery indicator capabilities. Maximum 4hr runtime using COB LED.

LED Type:	COB + SMD
LED Quantity:	1 COB, 3 SMD
Lumen Output:	COB/SMD 150/300lm
Operating Time:	COB/SMD 4/2hr
Charging Time:	3-4hr
Battery:	3.7V 1000mAh Li-Poly battery

B NEW

250 LUMENS



SMD LED

B HT301R
2.5W SMD LED Rechargeable Head Torch

Hands-free 2.5W SMD LED head torch to direct light as required. Two power settings - high and 60% power with an output of 250/150lm. Green LED charge indicator. Extendable arms with foam pads for added comfort. Supplied with Type-C USB charging cable.

LED Type:	2.5W SMD
Lumen Output (High/Low):	250/150lm
Operating Time (High/Low):	2/3.5hr
Charging Time:	3.5hr
Battery:	3.7V 1.6Ah Li-ion



C NEW

350 LUMENS



COB LED

C HT104R
5W COB & 3W LED Bulb Head Torch with Auto-Sensor

5W COB LED Striplight along front of adjustable headband with 3W LED bulb on one side. Features auto-sensor which is activated by pressing the sensor button next to the power button. Supplied with USB Type-C charging lead.

LED Type:	5W COB + 3W LED Bulb
Lumen Output:	COB/ LED Bulb 350/120lm
Operating Time (High/Low):	2/6hr
Charging Time:	2.5hr
Battery:	3.7V 1.2Ah Li-Poly

D

SMD LED



E

Wireless

D-E SEE BELOW
1W SMD LED USB Rechargeable Beanie Hats

Warm and comfortable beanie hats with a removable SMD spotlight. Features three light settings - full light (100%) medium light (75%) and low light (50%). Positioning of the LED gives a sufficient beam of light ahead of the user. Removable lamp is chargeable via a USB port. Powered by a rechargeable 3.7V 300mAh lithium-polymer battery. Model No. LED185W includes wireless headphones for phone calls and music 2.4GHz transfer speed up to 10m.

LED Type:	1W SMD
Lumen Output (High/Low):	120/60lm
Operating Time (High/Low):	2/5hr
Charging Time:	3hr
Battery:	3.7V 300mAh Li-Poly
Model No:	Wireless Headphones:
D LED185	X
E LED185W	✓

F NEW

320 LUMENS



SMD LED

F NT320LED
3W SMD Rechargeable Neck Torch

3W SMD LED Rechargeable two mode neck torch. 320 Lumen output and maximum 6hr run time. Neck light is lightweight, adjustable and comfortable around your neck. Two light head can be adjusted and locked independently up to 120°. Three colour LED battery level indicator. Supplied with Type-C USB charging cable.

LED Type:	3W SMD
Lumen Output (High/Low):	320/150lm
Operating Time Output (High/Low):	6/2hr
Charging Time:	2.5hr
Battery:	3.7V 700mAh Li-ion



A HT03LED
3W SMD LED & 2 Red LED Head Torch

Hands-free LED spotlight. Features one high power 3W white LED for general use and two red LEDs, which can be used at night to help maintain night vision. Adjustable inclination to direct light source as required and adjustable headband. Push-button mode activation.

LED Type:	3W SMD + 2 Red LED
Lumen Output:	120lm
Battery:	3 x AAA (not included)



B HT101
3W COB LED Head Torch

Hands-free 3W COB LED spotlight with adjustable inclination to direct light as required. Main light features high, low and flash settings. Produces up to 200 lumens. Adjustable headband and foam brow pad for added comfort.


LED Type:	3W COB
Lumen Output:	200lm
Battery:	3 x AAA (not included)



C HT452IS
1.8W SMD LED Intrinsically Safe ATEX/IECEx Approved Head Torch

Single high power 1.8W SMD LED produces extremely bright, white light with an output of 216/100 lumens (high/low) and a working range up to 100m. Three mode push-button for high, low and off settings. Operating time 5/12 hours. Intrinsically safe for use in hazardous locations. Lightweight, tough and durable casing which will sustain high impacts and drops. Adjustable headband attaches to hard hat or head. Light angle adjustable by up to 90° to suit every situation. Built-in gas release vent. Battery compartment secured with screws to prevent inadvertent opening in hazardous area.

LED Type:	1.8W SMD
Lumen Output (High/Low):	216/100lm
Battery:	3 x AAA (not included)



D-F SEE BELOW
2W COB LED Rechargeable Head Torches with Auto-Sensor

New design 360° multifunction COB LED rechargeable head torches. Headband can also be used as a wristband. When the band is removed, the worklight can also be used as a clip light or standalone table light. One button includes five different lighting options. First press is 100% white light, second dims to 40% white light, third is red warning light (1W COB LED) and fourth is red warning flash, which makes it ideal for cycling. Holding the button enables auto-sensor function to switch on/off just by waving hand in front. Adjustable head/wrist band and foam brow for added comfort. Powered by 3.7V 0.5Ah Li-Poly battery. Supplied with micro USB charging cable. For display box of 12, see page 1164.

LED Type:	2W COB
Lumen Output (High/Low):	160/60lm
Operating Time (High/Low):	2.5/4hr
Charging Time:	1.5hr
Battery:	3.7V 0.5Ah Li-Poly

Model No:	Colour:
D LED360HT	Black
E LED360HTG	Green
F LED360HTR	Red



G HT105LED
3W SMD LED Rechargeable Head Torch

Hands-free SMD LED spotlight with adjustable inclination to direct light as required. Features three settings - full light, low light or flashing. Adjustable headband and foam brow for added comfort. Supplied with micro USB charging lead.

LED Type:	3W SMD
Lumen Output (High/Low):	220/66lm
Operating Time (High/Low):	2.5/8hr
Charging Time:	4hr
Battery:	3.7V 1.5Ah Li-ion

A

450 LUMENS



B

350 LUMENS



COB LED

C

SMD LED



125 LUMENS

A-B SEE BELOW

5W COB LED Head Torches with Auto-Sensor

Hands-free 5W COB LED spotlights with 40° angle adjustment. Dimmer switch allows brightness to be adjusted from 20% to 100%. Main light has one switch with 4-functions, on, flash, auto-sensor and off. Hold down switch to enable auto-sensor function which will allow turning on/off just by waving hand in front. Rear of strap includes a red LED warning light which has two functions, flash or on, ideal for a cycling light. Adjustable headband and foam brow for added comfort. Includes a battery charging level indicator. Model No. HT111R is powered by rechargeable 3.7V 2.2Ah Li-ion battery, includes a battery charging level indicator and is supplied with micro USB charging lead. Model No. HT111LED is powered by 3 x AA batteries (not included).

	A	B
Model No:	HT111R	HT111LED
LED Type:	5W COB	5W COB
Lumen Output (High/Low):	450/110lm	350/80lm
Operating Time (High/Low):	2.5/8.5hr	-
Charging Time:	3.5hr	n/a
Battery:	3.7V 2.2Ah Li-ion	3 x AA (not included)

C HT102R

3W SMD LED Rechargeable Head Torch with Auto-Sensor

Hands-free head torch with adjustable 3W SMD LED spotlight to direct light as required. One switch features an auto-sensor to activate light with the wave of a hand and standard on/off switch. Produces up to 125 lumens. Other switch has four options - full, 50% energy saving mode, flash and red light. Powered by a rechargeable 3.7V 1.2Ah lithium-ion battery. Supplied with micro USB charging lead.

LED Type:	3W SMD
Lumen Output (High/Low):	125/73lm
Operating Time (High/Low):	3/4hr
Charging Time:	4hr
Battery:	3.7V 1.2Ah Li-ion

D

SMD LED

180 LUMENS



D HT106LED

3W SMD LED Head & Hat Torch with Auto-Sensor

Hands-free 3W SMD LED spotlight with adjustable inclination to direct light as required. Features auto-sensor to switch on/off just by waving hand in front. Alternatively can be overridden to stay on/off by push-button. Two brightness settings. Adjustable headband and foam brow for added comfort. Powered by rechargeable lithium-polymer 3.7V 1.5Ah battery. Supplied with micro USB charging lead.

LED Type:	3W SMD
Lumen Output (High/Low):	180/60lm
Operating Time (High/Low):	3/9hr
Charging Time:	4hr
Battery:	3.7V 1.5Ah Li-Poly



A-D & F Auto-sensor feature.

F

SMD LED



360 LUMENS

F HT108LED

5W SMD LED Rechargeable Head Torch with Auto-Sensor

Hands-free head torch with adjustable 5W SMD LED spotlight to direct light as required. Features auto-sensor to activate light with the wave of a hand and standard on/off switch. Two power options of full and a 30% energy saving mode. Powered by rechargeable 3.7V 2Ah lithium-ion battery. Supplied with micro USB charging lead.

LED Type:	5W SMD
Lumen Output (High/Low):	360/100lm
Operating Time (High/Low):	2/6hr
Charging Time:	6hr
Battery:	3.7V 2Ah Li-ion

E

SMD LED

100 LUMENS



E HT103LED

3W SMD LED Head & Hat Torch

3W SMD LED with adjustable inclination to direct light as required. Features optical zoom for dissipating the spread of light. Removable light with clip-on hat function. Adjustable headband and foam brow pad for added comfort. Push-button on/off switch.

LED Type:	3W SMD
Lumen Output:	100lm
Battery:	3 x AAA (not included)



A-B & D

A NEW SMD LED



30 LUMENS


Batteries Included

A LED091

1W SMD LED Penlight 9-in-1 Multi-Tool

Produces bright white light from single 1W SMD LED. Sliding action light focus can be adjusted from spotlight to wide area. Strobe light function for emergencies. Multi-tool function includes Phillips screwdriver, slotted screwdriver, bottle opener, whistle, ball pen and safety hammer. Ideal for storing in glove box.

LED Type:	1W SMD
Lumen Output:	30lm
Operating Time:	2.5hr
Battery:	3 x LR44 (included)



B LED



50 LUMENS

B LED043

0.5W LED Aluminium Penlight

Powerful, precise and pocket-sized penlight. 0.5W LED gives extremely bright light with up to 50 lumen output. On/off fingertip switch.

LED Type:	0.5W LED
Lumen Output:	50lm
Length:	130mm
Battery:	2 x AAA (not included)

C COB LED SMD LED



50-55 LUMENS

C LED016

3W SMD & 1W COB LED Aluminium Penlight

Powerful, precise and pocket-sized penlight. 1W COB gives extremely bright light with up to 50 lumen output. 3W SMD side light with up to 55 lumen output. On/off fingertip switch.

LED Type:	3W SMD + 1W COB
Lumen Output:	SMD/COB 55/50lm
Length:	142mm
Operating Time:	3hr
Battery:	1 x AAA (not included)

D COB LED



280 LUMENS

D LED125

3W COB LED Penlight Torch

Professional aluminium design, features pocket/belt clip with integrated magnet for hands-free operation. Produces up to 280 lumens. Ideal for use in the workshop, garage and home.

LED Type:	3W COB
Lumen Output:	280lm
Length:	162mm
Operating Time:	1.5/2hr
Battery:	3 x AAA (not included)

E NEW Ultraviolet



COB LED SMD LED
450 LUMENS

E LED450UV

5W COB & 3W SMD LED Rechargeable UV Penlight with Laser Pointer

Professional aluminium design that produces an ultraviolet light for fault finding with fluorescent dyes used in leak detection. 5W COB side floodlight producing 450 lumens. Also featuring a 3W SMD tail light and type 3R laser. Rechargeable 3.7V 800mAh Li-ion battery with a Type-C charging cable. Features a 120° rotating metal clip with a strong magnet for easy hands-free use. Also includes dimming switch.



LED Type:	5W COB + 3W SMD
Lumen Output:	450lm
Charging Time:	3hr
IP Rating:	IP20
Battery Capacity:	3.7V 800mAh Li-ion
UV Wavelength:	365NM
Operating Time:	2hr
Length:	165mm

A NEW



COB LED

500 LUMENS

Magnetic



A LED500SB

3W COB LED Aluminium Mini Hand Torch Pocket Inspection Light

Side-mounted push-button to switch between two brightness settings of 100 or 300 lumens. Press and hold button for 500 lumens super beam. Features a magnet on the end, along with a metal belt clip on the back for hands-free operation. Micro USB charging port. Supplied with charging lead.

LED Type:	3W COB
Lumen Output:	500lm
Charging Time:	2.5hr
Operating Time (High/Low):	1.5/3hr
Length:	89mm
Battery:	3.7V, 600mAh Li-ion

B



COB LED

SMD LED

220 LUMENS

Ultraviolet

Magnetic

B LED220UV

3W COB & 1W SMD LED Rechargeable Aluminium Pocket Inspection Light with UV

Powerful 3W COB with 1W SMD, USB rechargeable lithium-ion battery with small green/red charging indicator light. Made from aluminium, anodized and finished with rubber coating for a more premium feel. A strong magnet in the pocket/belt clip allows for hands-free use as well as a second strong magnet in the base. Features two longwave UV-A SMDs at 390-400nm.

LED Type:	3W COB, 1W SMD, 2 x UV-A 390-400nm SMD
Lumen Output:	220lm
Charging Time:	3hr
Operating Time:	Worklight; 3hr, Torch; 7hr
Length:	110mm
Battery:	3.7V 2.2Ah Li-ion

C



C NEW



COB LED

SMD LED

300 LUMENS

Magnetic



C LED316

5W COB & 3W SMD LED Rechargeable 3-in-1 Inspection Light

5W COB LED Directional light, 3W SMD LED front torch, 3W COB LED front strip lighting and strobe effect. Also featuring 180° rotational stand, magnet, hook and clip for multiple uses. Supplied with Micro USB charging lead. Maximum of 300 lumens with a 2.5hr run time. Lithium-ion battery with charge indicator.

LED Type:	2 x COB + 1x SMD
Lumen Output:	300lm
Operating Time:	2.5 - 7hr
Charging Time:	2.5hr
Battery:	3.7V 1.5Ah Li-ion

D



D AK3305

3 LED Wind-Up Rechargeable Torch

Bright LED light available under all conditions with 30 minutes illumination from one minute's winding. Ideal for outdoor activities and as an emergency torch in the home or car. Includes a charging outlet port with adaptors to micro USB capable of charging mobile phones. Two switchable levels of brightness.

LED Type:	3 LED
Operating Time:	1 LED - 30min, 3 LEDs - 15min

A-C SEE BELOW

COB & SMD LED Rechargeable Slim Pocket Lights

Slimline pocket lights for use in confined spaces. Inspection arm can be folded 180° for hands-free use. Super bright COB and SMD LED, 6000-7000k, 80+CRI. High-impact plastic housing with aluminium light and a strong magnet on the bottom. Rechargeable high quality 3.7V 700mAh lithium-ion battery with a charging time of 2.5hr. Flashing warning light when battery is low. Includes LED indicator - flashes green for charging, continuous green for full charge. Supplied with USB charging cable. Available in blue, red and green.

LED Type: 2 x COB + 1 x SMD

Lumen Output Top/Front(High/Low)/Rear: 80/(200/100)/180lm

Operating Time Top/Front(High/Low)/Rear: 3/(1.5/3.5)/2hr runtime

Charging Time: 2.5hr

Length Folded: 165mm

Length Extended: 300mm

Battery: 3.7V 700mAh Li-Ion

Model No: Colour:

A LED01B Blue

B LED01R Red

C LED01G Green



D LED02G

COB & SMD LED Rechargeable Aluminium Folding Pocket Light

Slimline pocket light for use in confined spaces. Durable aluminium housing. Inspection arm can be folded 180°. Super bright COB and SMD LED, 6500k. Rechargeable high quality 3.7V 2.6Ah lithium-ion battery. LED Indicators - flash green for charging and continuous green for fully charged. High-impact IK07 Rated. Strong magnet on base of handle for hands-free use.

LED Type: 2 x COB + 1 x SMD

Lumen Output Top/Front(High/Low) /Rear(High/Low): 120/(800/150lm)/(400/120lm)

Operating Time: Top Spotlight; (120lm) (8hr), Front Light; (800/150lm) (2.5hr/8hr), Rear Light; (400/120lm) (4/9hr)

Charging Time: 4hr

Length Folded: 162mm

Length Extended: 304mm

Battery: 3.7V 2.6Ah Li-Ion





SMD LED
Magnetic
180 LUMENS

A LED307
2.5W & 0.5W SMD LED
Rechargeable Inspection Light

Robust design allows for trouble-free use in busy working environments where being knocked or dropped is common. 2.5W SMD LED on the front producing up to 180 lumens, 0.5W directional torch producing up to 50 lumens and a clear bright white light in enclosed spaces such as an engine bay. 360° Hanging hook and a magnet on rear of light for hands-free applications. 3.7V 1.5Ah Battery allows for use up to 16 hours on directional light and 3 hours on inspection light. Single LED battery indicator for showing when charge is needed and when charging is complete. Supplied with a 12V in-car charger and 3-pin plug mains charger.

LED Type:	2.5W + 0.5W SMD
Lumen Output (Side/Top):	180/50lm
Operating Time (Side/Top):	16/3hr
Charging Time:	5hr
Length:	210mm
Battery:	3.7V 1.5Ah Li-ion



COB LED
SMD LED
250 LUMENS
Magnetic

B LED317
3W COB & 3W SMD LED
Rechargeable Inspection Light

Mini, lightweight light. Featuring a super bright 3W COB LED, which gives an even and constant spread of light, producing up to 250 lumens. 3W High power SMD LED torch producing up to 100 lumens. Integral hanging hook/belt clip and a magnetic base which can rotate through 180° for hands-free applications. Features a battery level indicator. Rechargeable 3.7V 1.2Ah lithium-ion battery for longer life. Supplied with micro USB cable.

LED Type:	3W COB + 3W SMD
Lumen Output:	250/100lm
Operating Time:	3hr
Charging Time:	2.5hr
Battery:	3.7V 1.2Ah Li-ion



Magnetic
COB LED
SMD LED
400 LUMENS

C-D SEE BELOW
5W COB & 3W SMD LED Rechargeable
Inspection Lights with Power Bank

Featuring a super bright 5W COB LED light source, which gives an even and constant spread of light, producing up to 400 lumens. 3W High power SMD LED torch producing up to 100 lumens. Integral hanging hook/belt clip and a magnetic base which can rotate through 180° for hands-free applications. Features a battery level indicator. Rechargeable 3.7V 2Ah lithium-ion battery for longer life. Built-in emergency power bank to charge mobile devices. Supplied with micro USB cable.

LED Type:	5W COB + 3W SMD
Lumen Output (Side/Top):	400/100lm
Operating Time (Side/Top):	3/5hr
Charging Time:	3hr
Length:	190mm
USB Output:	5V=1A
Battery:	3.7V 2Ah Li-ion
Model No:	Colour:
C LED318G	Green
D LED318R	Red



COB LED
SMD LED
1000 LUMENS
Magnetic

E LED0131R
Interchangeable 3-in-1 COB LED
Rechargeable Inspection Light

Innovative 3-in-1 worklight. Threaded interface enables user to change between 1000 lumen torch with sliding focus, 450 lumen worklight and a 300 lumen flexi-head. Features a power indicator on the switch and a magnet on the base for hands-free operation. Supplied in a presentation box with a high quality USB cable.

LED Type:	2 x 5W COB + 10W SMD
Lumen Output:	Worklight; 450lm, Flexi-Head Light; 300lm, Torch; 1000lm
Charging Time:	7hr
Operating Time:	Flexi-headlight; 11hr, Worklight; 4.2hr, Torch; 3.3hr
Battery:	3.7V 2200mAh Li-ion

**A LED021****5W SMD LED Aluminium Magnetic Flexi-Head Light**

5W SMD LED produces 270 lumens. Flexible head bends and holds position to allow bright illumination in confined spaces. Adjustable focus from spotlight to wide area by a push/pull action of the head. Features a magnet in the end for hands-free use.

LED Type:	5W SMD
Lumen Output:	270lm
Range:	100m
Operating Time:	4hr
Battery:	3 x AAA (not included)

**C LED186****6W COB & 1W SMD LED Rechargeable Slim Inspection Light**

Slimline foldout inspection light for use in confined spaces with its slim 9mm thickness. Inspection arm can be rotated 180° and folded. Features 6W COB LED, which produces up to 550 lumens and a 1W SMD LED on the end for use as a directional torch. Main light has two different lighting modes High/Low (550/220 lumens) and the SMD spotlight which has one setting at 80 lumens. Suitable for hands-free operation with a magnet and a hanging hook. Folds away, small and compact, suitable for keeping in your pocket. Powered by a 3.7V 2Ah rechargeable lithium-ion battery, which lasts up to 8hr. Supplied with USB charging lead.

LED Type:	6W COB+1W SMD
Lumen Output	
Side(High/Low)/Top:	(550/220)/80lm
Charging Time:	3hr
Operating Time Side(High/Low)/Top:	(2.5/4)/8hr
Maximum Length:	270mm
Minimum Length:	155mm
Battery:	3.7V 2Ah Li-Ion

**B LEDFLEXG****5W COB & 3W SMD LED Flexi Rechargeable Inspection Light**

Unique new 360° design made from high-impact materials. High power 5W COB LED main light produces up to 500 lumens in tight spaces like engine compartments. Features a 160mm heavy-duty flexible neck with the ability to hold its position wherever you need it. 3W SMD LED top light produces up to 120 lumens. Features a sturdy base which means it can also be used as a desk lamp. Base includes a strong magnet and 90° folding hook. One switch controls top light, side light and dimmer function. Features LED battery charge level indicator, supplied with USB Type-C cable.



LED Type:	5W COB + 3W SMD
Lumen Output (Side/Top):	50-500/120lm
Operating Time (Side/Top):	2-16/9.5hr
Length:	425mm
Charging Time:	4hr
IP Rating:	IP54
Battery:	3.7V 2.6Ah Li-Ion

**C** 1W SMD LED directional torch.

550 Lumens, 6W COB LED.

9mm Thickness.

Can be rotated 180° and folded.

On/Off Button incorporates (High/Low) 550lm/220lm.

Up to 8hr of continuous use on one charge.

Hanging hook and magnet.

D NEW**D LED315****15W COB LED Rechargeable Worklight**

15W COB rechargeable worklight. 360° Rotatable LED light capable of producing up to 1000 Lumens with a built-in rechargeable lithium-ion 2000mAh battery. Other features include a hanging hook and a strong magnet for multiple applications as well as an emergency power bank function and power level indicator. Supplied with a USB cable for input/output charging, with a run time of 3hrs and charging time of 3-4hrs.

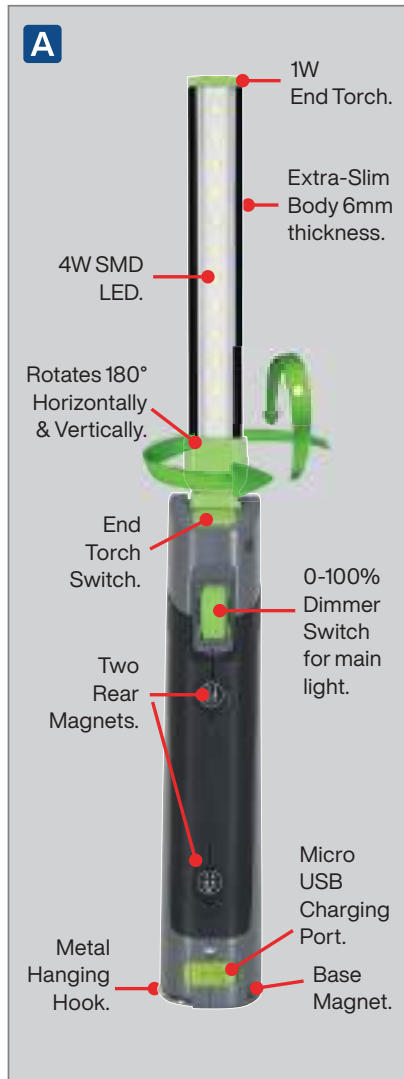
LED Type:	15W COB
Lumen Output (High/Low):	1000/500lm
Lens Diameter:	27mm
Operating Time:	3/4hr
Battery:	3.7V 2Ah Li-Ion



A LED180
4W & 1W SMD LED Rechargeable Slim Folding Inspection Light

Slimline foldout inspection light for use in confined spaces, with 6mm minimum thickness. Inspection arm can be rotated 180° and folded back for use as a hands-free inspection light. Features 4W SMD LED which produce up to 400 lumens, operated by a rolling dimmer switch, and a 1W SMD LED in the end for use as a directional torch. Suitable for hands-free operation with three magnets and a hanging hook. Folds away, small and compact, suitable for keeping in your pocket. Powered by a 3.7V 2Ah rechargeable lithium-ion battery which lasts up to 8hr. Supplied with micro USB charging lead.

LED Type:	4W SMD + 1W SMD
Lumen Output (Side/Top):	400/70lm
Operating Time (Side/Top):	3/8hr
Charging Time:	3hr
Minimum Length:	155mm
Maximum Length:	300mm
Battery:	3.7V 2Ah Li-ion



B LED1801
5W & 1W SMD LED Rechargeable Slim Folding Inspection Light

Slimline foldout inspection light for use in confined spaces, with 6mm minimum thickness. Inspection arm can be rotated 180° and folded back for use as a hands-free inspection light. Features 5W SMD LED which produce up to 500 lumens, operated by a rolling dimmer switch, and a 1W SMD LED in the end for use as a directional torch. Suitable for hands-free operation with three magnets and a hanging hook. Folds away, small and compact, suitable for keeping in your pocket. Can be charged in a Sealey docking station - LED1801K (not included). Powered by a 3.7V 2.6Ah rechargeable lithium-ion battery which lasts up to 8hr. Supplied with micro USB charging lead.

LED Type:	5W SMD + 1W SMD
Lumen Output (Side/Top):	500/70lm
Charging Time:	4hr
Operating Time (Side/Top):	3/8hr
Maximum Length:	300mm
Minimum Length:	155mm
Battery:	3.7V 2.6Ah Li-ion



C LED1801K
Rechargeable Floodlight/Folding Inspection Light Docking Station Kit

Docking station kit includes 2 x LED1801 and charging station. Each inspection light has 5W SMD LED (side) and 1W SMD LED (top) producing up to 500 lumens. When both inspection lights are docked it can be used as a floodlight with two light options 50% and 100% producing 500 or 1000 lumens. Each inspection light can extend and is able to rotate 180° making it easy to direct the light. Two charging points with individual LED charging level indicators. Includes 5V=2A mains adaptor and 1m micro USB charging cable.

LED Type:	5W SMD + 1W SMD (x2)
Lumen Output (Side/Top):	1000/140lm
Charging Time:	4hr
Operating Time (Side/Top):	3/8hr
Battery:	2 x 3.7V 2.6Ah Li-ion





A-D SEE RIGHT
360° 3W COB & 1W SMD LED
Rechargeable Inspection Lights

Mini, lightweight lights with exclusive patented design owned by and registered to Sealey. Unique and innovative 360° swivel and tilt function enables the light source to be positioned in any direction. Featuring a super bright 3W COB LED light source, which gives an even and constant spread of light. Produces up to 300 lumens with a CRI-80 rating. Recessed lens for added protection. 1W SMD LED Directional torch located on top of the light, produces up to 100 lumens. Rubber covered magnet in base and swivel hook for hands-free operation. High quality rechargeable 3.7V 1.5Ah lithium-polymer battery for longer life. Supplied with micro USB cable.

LED Type:	3W COB + 1W SMD
Lumen Output (Side/Top):	300/100lm
CRI Rating (Side):	80
Operating Time (Side/Top):	3/6hr
Charging Time:	3hr
Minimum Length:	160mm
Maximum Length:	170mm
Battery:	3.7V 1.5Ah Li-Poly

Model No:	Colour:
A LED3601R	Red
B LED3601	Black
C LED3601G	Green
D LED3601CF	Carbon Fibre Effect



E LED360CM
360° Rechargeable Inspection Light
5W COB LED Colour Match CRI 96 - 3 Colour

Handheld rechargeable inspection light with a high Colour Rendering Index (CRI 96) suitable for accurate colour matching. The light produced by the 5W COB LED is ideal for detecting swirls and differences in paint colour when touching up areas of bodywork. Single button features three colour options to choose from - 2700K, 4500K and 6500K at 450 lumens. Fitted with a patented magnetic 360° swivel base and hanging hook for hands-free operation. Features a LED battery level indicator and is powered by a high quality 3.7V 2.6Ah lithium-ion battery. Supplied with micro USB lead.

LED Type:	5W COB
Lumen Output:	450lm
CRI Rating:	96
Operating Time:	2hr
Charging Time:	4hr
IP Rating:	IP65
Battery:	3.7V/2.6Ah Li-ion



A



THE 360°

SEALEY

B



C



D



E



F



Magnetic **400 LUMENS**

SMD LED



A-F SEE RIGHT

360° 7 SMD & 3W SMD LED Rechargeable Inspection Lights

Unique and innovative 360° swivel and tilt function enables the light source to be positioned in any direction. Exclusive patented design owned by and registered to Sealey. Seven super bright SMD LEDs with magnified lens providing up to 400 lumens output with 120° spread of light, illuminating the whole work area. Includes an additional high power 3W LED directional torch. Features two swivel hooks and three rubber covered magnets, two on the rear and one on the end, which allow hands-free operation. High quality 2.2Ah lithium-ion battery for longer life, no memory effect and a much slower discharge than traditional Ni-MH batteries. Supplied with micro USB cable. Display box available, order Model No. LED3602COMBO1.

LED Type:	7 SMD + 3W SMD
Lumen Output Side(High/Low)/Top:	(400/200) /120lm
Operating Time Side(High/Low)/Top:	(3/7)/8hr
Charging Time:	3.5hr
IP Rating:	IP54
Minimum Length:	255mm
Maximum Length:	270mm
Battery:	3.7V 2.2Ah Li-ion

Model No:	Colour:
A LED3602R	Red
B LED3602	Black
C LED3602G	Green
D LED3602B	Blue
E LED3602Y	Yellow
F LED3602CF	Carbon Fibre

600 LUMENS

SMD LED





G



H



THE 360°

SEALEY

I



Magnetic

PATENTED DESIGN & EXCLUSIVE TO SEALEY



G-I SEE BELOW

360° 14 SMD & 3W SMD LED Rechargeable Inspection Lights

Unique and innovative 360° swivel and tilt function enables the light source to be positioned in any direction. Exclusive patented design owned and registered to Sealey. 14 Super bright SMD LEDs providing up to 600 lumens output with 120° spread of light, illuminating the whole work area. Includes an additional high power 3W LED directional torch. Features two swivel hooks and three rubber covered magnets, two on the rear and one on the end, which allow hands-free operation. High quality 2.6Ah Li-ion battery for longer life, no memory effect and a much slower discharge than traditional Ni-MH batteries. Features a micro USB charging port and is supplied with charging cable. Display box available, order Model No. LED360COMBO2.

LED Type:	14 SMD + 3W SMD
Lumen Output Side(High/Low)/Top:	(600/200)/120lm
Operating Time Side(High/Low)/Top:	(3/6)/8hr
Charging Time:	3.5hr
IP Rating:	IP54
Minimum Length:	260mm
Maximum Length:	280mm
Battery:	3.7V 2.6Ah Li-ion

Model No:	Colour:
G LED360	Black
H LED360G	Green
I LED360R	Red

700 LUMENS

SMD LED

Magnetic



3W LED directional torch.



LED battery life indicator. Micro USB charger port.

A



B



THE 360°

PATENTED DESIGN
PATENTED & EXCLUSIVE TO SEALEY
PATENTED DESIGN



C



A-C SEE RIGHT

360° 16 SMD & 3W SMD LED Rechargeable Inspection Lights

Unique and innovative 360° swivel and tilt function enables the light source to be positioned in any direction. Exclusive patented design owned by and registered to Sealey. Includes two 3.7V 2.6Ah rechargeable lithium-ion batteries in parallel for up to 15 hours run time. 16 SMD LEDs providing up to 700 lumens output and a 120° spread of light, illuminating the whole work area. Includes an additional 3W LED directional torch. Features two swivel hooks and three rubber covered magnets, two on the rear and one on the end, which allow hands-free operation. Supplied with high quality braided USB cable. Display box available, order Model No. LED360PLUSCOM.

LED Type:	16 SMD + 3W SMD
Lumen Output Side(High/Low)/Top:	(700/350)/150lm
Operating Time Side(High/Low)/Top:	(6/12)/15hr
Charging Time:	7hr
Minimum Length:	256mm
Maximum Length:	276mm
IP Rating:	IP54
Battery:	3.7V 2.6Ah Li-ion (x2)

Model No:	Colour:
A LED360PLUS	Black
B LED360PLUSG	Green
C LED360PLUSR	Red

D



E



PATENTED DESIGN
PATENTED & EXCLUSIVE TO SEALEY
PATENTED DESIGN



1000 LUMENS

SMD LED

THE 360°

Magnetic



D-E SEE BELOW

360° 24 SMD & 3W SMD LED Rechargeable Inspection Lights

Unique and innovative 360° swivel and tilt function enables the light source to be positioned in any direction. Exclusive patented design owned by and registered to Sealey. Features 24 super bright SMD LEDs with magnified lens providing up to 1000 lumens output with 120° spread of light, illuminating the whole work area. Includes an additional high power 3W LED directional torch. Features two swivel hooks and three rubber covered magnets, two on the rear and one on the end, which allow hands-free operation. Two high quality 3.7V 2.6Ah lithium-ion batteries in parallel for up to 15 hours run time. Supplied with micro USB cable.

LED Type:	24 SMD + 3W SMD
Lumen Output Side(High/Low)/Top:	(1000/300)/150lm
Operating Time Side(High/Low)/Top:	(3/12)/15hr
Charging Time:	7hr
IP Rating:	IP54
Minimum Length:	256mm
Maximum Length:	276mm
Battery:	3.7V 2.6Ah Li-ion (x2)

Model No:	Colour:
D LED3606G	Green
E LED3606R	Red





A LED360FR

360° 36W SMD LED Rechargeable Portable Floodlight

Features patented 360° swivel and tilt function enabling light source to be positioned in any direction. Worklight houses 72 super bright SMD LEDs providing up to 3000 lumens. Features high quality 4.4Ah lithium-ion battery with battery level indicator. 2.1A USB output for use as a power bank. Supplied with mains charger.

LED Type:	72 SMD
Power:	36W
Lumen Output (High/Medium/Low):	3000/1500/750lm
Operating Time (High/Medium/Low):	1.5/2.5/5hr
Colour Temperature:	6500K
Charging Time:	4.5hr
IP Rating:	IP65
Battery:	7.4V 4.4Ah Li-ion



The 360° Family consists of nine styles of lamp, all of which feature our unique and innovative 360° swivel and tilt function, enabling the light source to be positioned in any direction. Exclusive patented design owned and registered to Sealey.



B-C SEE BELOW

360° 12V 8W COB LED Inspection Light

Unique and innovative 360° swivel and tilt function enables the light source to be positioned in any direction. Exclusive patented design owned and registered to Sealey. Each light houses a super bright COB LED providing up to 1000 lumens output with 120° spread of light, illuminating the whole work area. CRI 80 + with brightness of 6500K. Features swivel hook and a super strong magnet on the base, which allow hands-free operation.

LED Type:	8W COB
Lumen Output:	1000lm
Charging Time:	2V 1.5Ah Li-ion 60 min, 12V 3Ah Li-ion 105 min, 12V 4Ah Li-ion 140 min

Model No:	Type:	Contents:
B LED36012V	Body Only	Inspection Light
C LED36012VCOMBO1	Combo	LED36012V - Inspection Light CP1200BP - 1.5Ah Battery CP1200MC - Battery Charger



D-G

Magnetic

600 LUMENS

SMD LED



D-G SEE RIGHT

360° 16 SMD & 1W SMD LED Rechargeable Inspection Lights

Unique and innovative 360° swivel and tilt function enables the light source to be positioned in any direction. Exclusive patented design owned by and registered to Sealey. Features 16 super bright SMD LEDs providing up to 600 lumens through the adjustable rotary switch and a 1W LED directional torch. Slimline design with minimum thickness of 9mm. Features a single hanging hook, magnetic base allowing hands-free operation and battery level indicator. High quality 2.6Ah 3.7V lithium-ion battery for longer life, no memory effect and a much slower discharge than traditional Ni-MH batteries. Supplied with a high quality braided USB lead. Model No. LED3604UV includes a four LED UV light.



LED Type:	16 SMD + 1W SMD
Lumen Output Side (High/Low)/Top:	(600/50) /120lm
Operating Time Side(High/Low)/Top:	(1.5/16)/10hr
Charging Time:	4hr
IP Rating:	IP54
Minimum Length:	390mm
Maximum Length:	400mm
Battery:	3.7V 2.6Ah Li-ion

Model No:	Colour:
D LED3604UV	Blue (Ultraviolet)
E LED3604G	Green
F LED3604	Black
G LED3604R	Red

A NEW



SMD LED

COB LED

250 LUMENS

Magnetic



A LEDWC03

3W COB & 1W SMD LED Rechargeable Inspection Light Wireless Charging

Fully versatile inspection light with dimming function. Supplied with one strong magnet on the base and two on the back. Front light produces up to 250 lumens dimming all the way down to 15 lumens. The top spotlight acts as a torch at 100 lumens. Operating time is 3hr for the main light and up to 6hr on the spotlight. Supplied with Type-C USB cable. Model No's WCB3 and WCB4 Wireless Charging Bases sold separately.

LED Type:	3W COB + 1W SMD
Lumen Output:	Side; 15-250lm, Top; 100lm
Operating Time:	Side; 3hr, Top; 6hr
Charging Time:	4hr
IP Rating:	IP54
Battery:	3.7V 1.8Ah Li-Poly

B NEW



SMD LED

COB LED

500 LUMENS

Magnetic



B LEDWC04

5W COB & 1W SMD LED Rechargeable Inspection Light Wireless Charging

Fully versatile inspection light with dimming function. Supplied with one strong magnet on the base and two on the back. Front light produces up to 500 lumens dimming all the way down to 15 lumens. The top spotlight acts as a torch at 100 lumens. Operating time is 2.5hr for the main light and up to 10hr on the spotlight. Supplied with Type-C USB cable. Model No's WCB3 and WCB4 Wireless Charging Bases sold separately.

LED Type:	5W COB + 1W SMD
Lumen Output:	Side; 15-500lm, Top; 100lm
Operating Time:	Side; 2.5hr, Top; 10hr
Charging Time:	4.5hr
IP Rating:	IP54
Battery:	3.6V 2.5Ah Li-ion

NEW

C



D



C-D SEE BELOW

Wireless Charging Bases

Wireless charging bases fitted with two strong magnets for attaching to a metal surface. Two recessed locking slots on the back for permanent fixture to non-metallic surface or wall. Charges both Model No's LEDWC03 and LEDWC04 Wireless Rechargeable Inspection Lights. Supplied with mains adaptor and Type-C USB charging cable.



C

D

Model No:	WCB3	WCB4
Charging Ports:	1	2
Output:	5V⇒1A	5V⇒2A
Input Voltage:	5V⇒1A	5V⇒2A

A & B



Full 180° articulation for easy direction of light.



Top spotlight acts as a torch.



360° Swivel hook for where ferrous surface isn't available.



Strong magnets on base and back for hands-free operation.



A LEDWCBCOMBO1
3W COB & 1W SMD LED Inspection Light & Single Wireless Charging Base

Refer to individual Model No. for full specification.

Contents: LEDWC03, WCB3



B LEDWCBCOMBO2
5W COB & 1W SMD LED Inspection Light & Single Wireless Charging Base

Refer to individual Model No. for full specification.

Contents: LEDWC04, WCB3



C LEDWCBCOMBO3
3W COB & 1W SMD LED Inspection Light (x2) & Double Wireless Charging Base

Refer to individual Model No. for full specification.

Contents: LEDWC03 (x2), WCB4



D LEDWCBCOMBO4
3W & 5W COB LED Inspection Lights & Double Wireless Charging Base

Refer to individual Model No. for full specification.

Contents: LEDWC03, LEDWC04, WCB4



E LEDWCBCOMBO5
5W COB & 1W SMD LED Inspection Light (x2) & Double Wireless Charging Base

Refer to individual Model No. for full specification.

Contents: LEDWC04 (x2), WCB4



F CP20VCLKIT1
20V 4Ah SV20 Series Cordless SMD LED 1800lm Worklight Kit

Refer to individual Model No. on page 1169 for full specification.

Contents: CP20VCL, CP20VBP4 (4Ah), CP20VMC, CP1200CB



G CP20VWLKIT1
20V 4Ah SV20 Series 2-in-1 Cordless/Corded SMD LED 4000lm Worklight Kit

Refer to individual Model No. on page 1169 for full specification.

Contents: CP20VWL, CP20VBP4 (4Ah), CP20VMC, CP1200CB





A

UP TO
1000
LUMENS

Magnetic



THE 360°

COB LED
SMD LED

A LED1001 Rechargeable Inspection Light

Smooth 90° flex with additional 360° twist function enables the light source to be positioned in any direction. Super bright 8W COB LED provides up to 1000 lumens output with 120° spread of light, illuminating the whole work area. Includes an additional high power 1W SMD LED directional torch. Features a swivel hanging hook and rubber covered magnet on the base, which allow hands-free operation. Two high quality 2.6Ah lithium-ion batteries for longer life. Supplied with Type-C USB cable.

LED Type:	8W COB + 1W SMD
Lumen Output Side(High/Low)/Top:	(1000/500)/100lm
Length:	240mm
Operating Time Side(High/Low)/Top:	(2/4)/16hr
Charging Time:	5hr
IP Rating:	IP54
Battery:	3.7V 2.6Ah Li-ion (x2)
Pack of 12:	LED1001DB



B

Magnetic

300 LUMENS

COB LED
SMD LED



B LED3601COMBO LED3601 Series - Display Box of 12

For full specification see page 1158.

Model No:	Colour:	Qty:
LED3601	Black	4
LED3601G	Green	4
LED3601R	Red	4



C

COB LED

160 LUMENS

C LED360HTDB 2W COB LED Rechargeable Head Torch with Auto-Sensor - Display Box of 12

Includes 4 x Green, 4 x Red and 4 x Black models. New design 360° multifunction 2W COB LED rechargeable head torch. Headband can also be used as a wristband. When the band is removed can also be used as a clip light, or as a standalone table light. One button includes five different lighting options. First press is 100% white light, second dims to 40% white light, third is red warning light (1W COB LED) and fourth is red warning flash, which makes it ideal for cycling. Holding the button enables auto-sensor function to switch on/off just by waving hand in front. Adjustable head/wristband and foam brow for added comfort. Supplied with micro USB charging cable.

LED Type:	2W COB
Lumen Output (High/Low):	160/60lm
Operating Time (High/Low):	2.5/4hr
Charging Time:	1.5hr
Battery:	3.7V 0.5Ah Li-Poly



D

500 LUMENS

Magnetic

Music

Wireless


COB LED

D LED50WSDB 10W COB LED Rechargeable Torch with Wireless Speaker - Display Box of 10

Supplied with built-in high quality wireless speaker which can easily be connected to your smartphone or tablet to play music. Rubber coated housing with recessed hook and integral 90° adjustable stand. Battery charge level indicator on the back. Main light has an on/off power button, when pressed multiple times cycles through two levels of brightness, 500 lumens and 250 lumens with a runtime of 4.5hr/12hr. Light produces a beam distance of up to 50m. IK06 Impact rated to withstand falls of up to 1m. Light and speakers can be used whilst charging. Supplied with micro USB cable.

LED Type:	10W COB
Lumen Output (High/Low):	500/250lm
Operating Time (High/Low):	4.5/12hr
Charging Time:	6hr
Length:	160mm
IP Rating:	IPX4
Battery:	3.7V 3Ah Li-ion

A COB LED



Magnetic

500 LUMENS



A LED50WS

10W COB LED Rechargeable Torch with Wireless Speaker

Supplied with built-in high quality wireless speaker which can easily be connected to your smartphone or tablet to play music. Rubber coated housing with recessed hook and integral 90° adjustable stand. Battery charge level indicator on the back. Main light has an on/off power button when pressed multiple times cycles through two levels of brightness, 500 lumens and 250 lumens with a runtime of 4.5hr/12hr. Light produces a beam distance of up to 50m. IK06 Impact rated to withstand falls of up to 1m. Light can be used whilst charging. Supplied with micro USB cable.

LED Type:	10W COB
Lumen Output (High/Low):	500/250
Operating Time (High/Low):	4.5/12hr
Charging Time:	6hr
Length:	160mm
IP Rating:	IPX4
Battery:	3.7V 3Ah Li-ion

B COB LED

1100 LUMENS



B LED100WS

20W COB LED Rechargeable Floodlight with Wireless Speakers & Power Bank

3-in-1 Function floodlight made of a strong nylon plastic with thermoplastic rubber edges for durability. Features an ultra-bright 20W COB LED light producing up to 1100 lumens with three light settings: High 1100 lumens, Mid 580 lumens, Low 350 lumens (working time: 3, 5 and 15hr respectively). Worklight also includes two good quality wireless speakers which can be easily linked to your tablet or smartphone. Fixed to the rear is a sturdy 180° adjustable stand which can also be used as a carry handle. Has four strong magnets on the back for easy mounting to metal applications such as a tool chest. Built-in power bank with a USB output and LED charge indicator. Micro USB charging lead included.

LED Type:	20W COB
Lumen Output (High/Mid/Low):	1100/580/350lm
Running Time:	3-15hr
Charging Time:	8hr
Speaker Output:	80dB
Battery:	3.7V 8Ah Li-Poly

C NEW

Magnetic

1500 LUMENS

COB LED

SMD LED



C LED18WFL

18W COB & SMD LED Rechargeable Flexible Floodlight

Features adjustable light angle and three light sources. Front 18W COB LED producing 1500 lumens and two adjustable 9W SMD LED side lights producing 600 lumens each. Five light modes with maximum run time of 9hr. Light can be rotated 360°, whilst the side lights can rotate 180° independently for a wider spread of light. Long beam distance of 20m to illuminate a larger area. Other features include four freestanding magnetic feet, large carry handle, emergency power bank function and supplied with screw adaptor to fit Sealey Tripod TRI01, see page 1169. Type-C charging port and 80cm USB cable included.


LED Type:	18W COB + 2 x 9W SMD
Lumen Output (Front/Each Side):	1500/600lm
Charging Time:	9hr
Operating Time (High/Low):	3/6hr
Battery:	3.7V 4.4Ah Li-ion



D NEW

500 LUMENS

SMD LED



D LED1200E

5W SMD LED Rechargeable Emergency Floodlight

Light automatically comes on when power source is switched off. Maximum run time of 6hr to provide light for a prolonged period during power failure. 5W SMD LED dual mode setting producing up to 500 lumens which can illuminate a large room/area. Floodlight has a built-in 0.85m charging cable, battery and stand. Featuring charging level indicator.

Power:	5W
LED Type:	SMD
Lumen Output:	500lm
Charging Time:	20hr
Operating Time (High/Low):	3/6hr
IP Rating:	IP20
Battery:	3.7V 4Ah Li-ion



COB LED

1900 LUMENS

A LED184
20W COB LED Rechargeable Portable Floodlight with Power Bank

Die-cast aluminium housing with integral 180° adjustable stand. 20W COB LED technology allows ultra-bright illumination. Power switch has three brightness settings (low, medium and high) allowing it to produce up to 1900 lumens. Features battery level indicator and a 5V=1A USB output for charging electronic devices. Supplied with micro USB charging cable.

LED Type:	20W COB
Lumen Output (High/Low):	1900/650lm
Operating Time (High/Low):	1.6/4.5hr
Charging Time:	9hr
IP Rating:	IPX4
Battery:	3.7V 2Ah Li-ion (x3)



USB Output for charging electronic devices.



Magnetic

1000 LUMENS

COB LED

B LED1000PB
10W COB LED Rechargeable Pocket Floodlight with Power Bank

Compact, lightweight design with a massive 1000 lumens output. Made with a tough ABS plastic housing with flip-out magnetic bracket that hides a small carabiner, which can be used when no ferrous surface is available. Includes USB 5V=1A output for secondary use as a power bank. Magnetic bracket can be angled at a range of 120° making it simple and easy to direct up to 1000 lumens of light. Three light output settings; full 1000 lumens, half 500 lumens and flashing. Features LED battery level indicator. Fitted with a high quality 3.7V 4.5Ah lithium-ion battery. Supplied with micro USB cable.

LED Type:	10W COB
Lumen Output:	1000lm
Operating Time:	4hr
Charging Time:	3.5hr
IP Rating:	IPX4
Battery:	3.7V 4.5Ah Li-ion



COB LED

250 LUMENS

Magnetic



C LED100C
3W COB LED Worklight with Clamp

3W COB LED that produces up to 250 lumens. Made from tough ABS plastic with a moulded grip and a soft finish. Clamp opens up to 3 inches. Light can be separated from the grip and used as a small handheld torch or mounted to any magnetic surface. Features 360° rotating ball joint to allow for greater coverage. Requires 3 x AA batteries (not included).

LED Type:	3W COB
Lumen Output:	250lm
Operating Time:	5hr
Battery:	3 x AA (not included)



D-F SEE BELOW

360° COB LED Rechargeable Pocket Floodlights with Magnet

Incredibly tough aluminium housing with sturdy handle which can rotate through 360°. Virtually indestructible and one of the most durable floodlights available. Also fitted with a strong magnet, making it simple and easy to direct light. Three light output settings. Features three LED battery level indicator. Fitted with a high quality 3.7V 2.6Ah or 5.2Ah lithium-ion battery. Supplied with USB Type-C Cable.

LED Type:	7W COB
Lumen Output (High/Mid/Low):	700/350/100lm
Operating Time (High/Mid/Low):	2/4/10hr
Charging Time:	4hr
Length:	95mm
IP Rating:	IP65
Battery:	3.7V 2.6Ah Li-ion
Model No:	Colour:

D LED700P	Green
E LED700PR	Red

LED Type:	14W COB
Lumen Output (High/Mid/Low):	1400/700/350lm
Operating Time (High/Mid/Low):	2/5/10hr
Charging Time:	4hr
Length:	125mm
IP Rating:	IP65
Battery:	3.7V 5.2Ah Li-ion
Model No:	Colour:

F LED1400P	Green
-------------------	-------



A-B SEE BELOW

COB LED Rechargeable Portable Floodlights - Fold Flat

Rechargeable worklights which double up as a 5V 1A power bank for charging USB devices such as mobile phones and tablets. Four settings, high/low/SOS/flash mode. Folds flat for easy storage. Suitable for indoor and outdoor use (IP67 rated) suitable for use in wet or dusty conditions. Supplied with 1m micro USB charging cable.

	A	B
Model No:	LEDFL10W	LEDFL20W
LED Type:	10W COB	20W COB
Lumen Output (High/Low):	750/375lm	1600/800lm
Operating Time (High/Low):	2.5/5hr	2/4hr
Charging Time:	4hr	6hr
Collapsed Size:	215 x 180 x 38mm	240 x 230 x 38mm
IP Rating:	IP67	IP67
Battery:	3.7V 2.2Ah Li-ion	3.7V 4.4Ah Li-ion



C LED068

20W COB LED

Rechargeable Floodlight - Colour Matching CRI 96

Rechargeable professional floodlight with super bright COB LED which gives an even and constant spread of light. Five colour temperature options, 2700K, 3500K, 4500K, 5500K and 6500K. Produces a light with a CRI (Colour Rendering Index) of 96, which gives a daylight effect. Ideal for detecting swirls and differences in paint colour when touching up areas of bodywork. Three settings allow for 25, 50 or 100% brightness to suit task. Features a 180° adjustable stand and a five LED battery level indicator. Supplied with charging lead.

LED Type:	20W COB
Lumen Output (High/Low):	2000/500lm
Operating Time (High/Low):	2/8hr
Charging Time:	3.5hr
CRI Rating:	96
IP Rating:	IP65
Battery:	11.1V 4.4Ah Li-ion



D LED15WFL

10W SMD LED 3-in-1 Folding Floodlight

3-in-1 Design makes this light perfect for almost any situation and workplace. Folding floodlight can either be placed into the stand folded to illuminate both sides of a room or folded up to create one long floodlight. Supplied with a strong base to keep the light upright and in position. Fold out magnets are situated at either end to be used as an under-bonnet light. Features hooks at either end and one centrally so you can hang it almost anywhere. 1000 Lumen light with three different light settings. Supplied with Type-C USB charging cable.

LED Type:	10W SMD
LED Quantity:	116
Lumen Output:	1000lm
Charging Time:	5-6hr
Operating Time:	2hr both sides, 4hr one side
IP Rating:	IP20
Battery:	3.7V 4Ah Li-ion



E LED109C

10W SMD LED Rechargeable Portable Floodlight

Portable floodlight with adjustable head, housed within a stable steel frame. Features 10W SMD LED produces a super bright beam, giving a full 120° spread of light. Weatherproof design with an on/off rocker switch and two light settings. Supplied with mains charger and 12V in-car charger. Suitable for lighting workshops, garages and other environments where no mains supply is available.

LED Type:	10W SMD
Lumen Output (High/Low):	1000/400lm
Operating Time (High/Low):	3.5/8hr
Charging Time:	5hr
Battery:	7.4V 4Ah Li-ion

A NEW



COB LED

1500 LUMENS



A LED1500PB

15W COB LED Portable Floodlight and Power Bank

Five modes of light ranging from 150 to 1500 lumens. 180° Adjustable stand for positioning of light. Five LED battery level indicators and low power warning. Supplied with 1m Type-C USB charging cable. Power bank output 5V 2A.

LED Type:	15W COB
Lumen Output:	Mode 1 - 150lm, Mode 2 - 375lm, Mode 3 - 750lm, Mode 4 - 1125lm, Mode 5 - 1500lm
Operating Time:	Mode 1 - 25hr, Mode 2 - 12hr, Mode 3 - 6hr, Mode 4 - 4 hr, Mode 5 - 3hr
Charging Time:	3.5hr
USB Output:	5V=2A
IP Rating:	IP65
Battery:	3.7V 5Ah Li-ion

B NEW



COB LED

3000 LUMENS



B LED3000PB

30W COB LED Portable Floodlight and Power Bank

Five modes of light ranging from 300 to 3000 lumens. 180° Adjustable stand for positioning of light. Five LED battery level indicators and low power warning. Supplied with 1m Type-C USB charging cable. Power bank output 5V 2A.

LED Type:	30W COB
Lumen Output:	Mode 1 - 300lm, Mode 2 - 750lm, Mode 3 - 1500lm, Mode 4 - 2250lm, Mode 5 - 3000lm
Operating Time:	Mode 1 - 25hr, Mode 2 - 12hr, Mode 3 - 6hr, Mode 4 - 4hr, Mode 5 - 3hr
Charging Time:	5.5hr
USB Output:	5V=2A
IP Rating:	IP65
Battery:	7.4V 5Ah Li-ion

C NEW



1500 LUMENS



COB LED

C LED1500PBKIT

15W LED Portable Floodlight & Telescopic Tripod

Five modes of light ranging from 150 to 1500 lumens. 180° Adjustable stand for positioning of light. Five LED battery level indicators and low power warning. Supplied with 1m Type-C USB charging cable. Power bank output 5V 2A. Telescopic tripod which extends to a maximum height of 1.5m and minimum height of 0.66m. Supplied with top mounting M6 female thread with M6x35mm male clamping knob.

LED Type:	15W COB
Lumen Output:	Mode 1 - 150lm, Mode 2 - 375lm, Mode 3 - 750lm, Mode 4 - 1125lm, Mode 5 - 1500lm
Operating Time:	Mode 1 - 25hr, Mode 2 - 12hr, Mode 3 - 6hr, Mode 4 - 4 hr, Mode 5 - 3hr
Charging Time:	3.5hr
USB Output:	5V=2A
IP Rating:	IP65
Battery:	3.7V 5Ah Li-ion
Tripod:	TRI01

D NEW



3000 LUMENS



COB LED

D LED3000PBKIT

30W LED Portable Floodlight & Telescopic Tripod

Five modes of light ranging from 300 to 3000 lumens. 180° Adjustable stand for positioning of light. Five LED battery level indicators and low power warning. Supplied with 1m Type-C USB charging cable. Power bank output 5V 2A. Telescopic tripod which extends to a maximum height of 1.5m and minimum height of 0.66m. Supplied with top mounting M6 female thread with M6x35mm male clamping knob.

LED Type:	30W COB
Lumen Output:	Mode 1 - 300lm, Mode 2 - 750lm, Mode 3 - 1500lm, Mode 4 - 2250lm, Mode 5 - 3000lm
Operating Time:	Mode 1 - 25hr, Mode 2 - 12hr, Mode 3 - 6hr, Mode 4 - 4hr, Mode 5 - 3hr
Charging Time:	5.5hr
USB Output:	5V=2A
IP Rating:	IP65
Battery:	7.4V 5Ah Li-ion
Tripod:	TRI01



A NEW

TRI01 with Model No. CP20VWL

A TRI01 1.5m Telescopic Tripod

Ideal for trades of all kinds. Easy to transport. Top mounting M6 female thread supplied with M6x35mm male clamping knob. Suitable with any product that can be mounted with M6 male thread including all worklights on this page and LED18WFL, see page 1165. Features cord hanger for the easy storage of a power cord when using mains powered lights.

Min./Max. Height: 0.66m/1.5m



B NEW

SMD LED

1800 LUMENS

SV20 SERIES

B-C SEE RIGHT 20V Cordless 15W SMD LED Worklight

Cordless clip worklight useful in any workspace. Robust design with integrated carry handle and 360° movement. Ultra-bright illumination with 15W SMD LED lights producing 1800 lumens. Simple on/off switch with four levels of brightness. IP20 and IK07 rated.

LED Type:	15W SMD
Lumen Output:	1800lm Max. with four levels of brightness (25%, 50%, 75% and 100%)
Operating Time:	2Ah - 2.5hr, 4Ah - 5hr, 6Ah - 7.5hr
IP Rating:	IP20
Body Only Weight:	1.12kg



C NEW

+ BATTERY (4Ah)
+ BATTERY CHARGER
+ STORAGE BAG



Model No:	Type:	Contents:
B CP20VCL	Body Only	Worklight
C CP20VCLKIT1	Kit	CP20VCL - Worklight CP20VBP4 - 4Ah Battery CP20VMC - Battery Charger CP1200CB - Canvas Storage Bag



D NEW

SMD LED

UP TO 4000 LUMENS

SV20 SERIES

D-E SEE RIGHT 20V Cordless 45W SMD LED Worklight

Cordless worklight useful in any workspace with integrated AC and DC power. 360° Movement with ultra-bright illumination. 45W SMD LED Lights producing up to 4000 lumens. Robust design with integrated carry handle and side lights to illuminate the darkest spaces. Simple on/off switch with two levels of brightness depending on power supply. Powered by either 20V lithium-ion battery (not included) or 230V 50Hz 1.5m mains cable with British standard plug.

LED Type:	45W SMD
Lumen Output:	2700lm using 20V battery pack (not supplied), 4000lm using mains cable
Power:	25W using battery pack, 45W using mains cable
IP Rating:	IP20 at lamp body, IK07
Body Only Weight:	2.12kg



E NEW

+ BATTERY (4Ah)
+ BATTERY CHARGER
+ STORAGE BAG



Model No:	Type:	Contents:
D CP20VWL	Body Only	Worklight
E CP20VWLKIT1	Kit	CP20VWL - Worklight CP20VBP4 - 4Ah Battery CP20VMC - Battery Charger CP1200CB - Canvas Storage Bag



A



B



C



D



A-D SEE BELOW
SMD LED Site Lights

Heavy-duty robust design with integral carry handle and 180° stand for positioning of light and substantial stability. SMD LED Technology site lights for ultra-bright illumination. Simple on/off weatherproof switch on reverse of lights. Cable strap to keep cable tidy when not in use. Cable gland fitted to entry of the light to provide good protection of the cable.

	A	B	C	D
Model No:	LED24110	LED48110	LED24230	LED48230
Power:	24W	48W	24W	48W
LED Type:	SMD	SMD	SMD	SMD
Lumen Output:	2500lm	5000lm	2500lm	5000lm
Colour Temperature:	5700K	5700K	5700K	5700K
IP Rating:	IP54	IP54	IP65	IP54
Supply/Plug Type:	110V/Yellow - 16A-2P+E	110V/Yellow - 16A-2P+E	230V/3-Pin	230V/3-Pin
Power Supply Cable Length:	5m	5m	5m	5m



E LED30WDL
30W SMD LED Loading Bay Floodlight

4200 Lumen SMD LED light on a 1m foldable single arm bracket with 30° beam angle. Light is encased in anti-corrosion stainless steel cage. Comes with integral AC-DC transformer.

LED Type:	30W SMD
Lumen Output:	4200lm
IP Rating:	IP65
Supply/Plug Type:	230V/3-Pin
Power Supply Cable Length:	1.5m



A-C

230V

SMD LED



20W

50W

100W

**2 YEAR
GUARANTEE***

A-C SEE BELOW

SMD LED Extra-Slim Floodlights

Mounted in die-cast powder coated aluminium extra-slim housing with wall bracket. SMD LED technology allows ultra-bright illumination whilst still keeping costs lower than traditional halogen tubes. Even spread of light across a 110° angle. Prewired with 0.75m rubberised power cable.

	A	B	C
Model No:	LED112	LED113	LED115
Power:	20W	50W	100W
LED Type:	SMD	SMD	SMD
Lumen Output:	1900lm	5200lm	10,000lm
Colour Temperature:	6500K	6500K	6500K
IP Rating:	IP65	IP65	IP65
Supply/Plug Type:	230V/Bare Wire	230V/Bare Wire	230V/Bare Wire
Power Supply Cable Length:	0.75m	0.75m	0.75m

D-F

230V

SMD LED



20W

50W

100W

**2 YEAR
GUARANTEE***

D-F SEE BELOW

SMD LED Extra-Slim Floodlights with PIR Sensor

Mounted in die-cast powder coated aluminium extra-slim housing with wall bracket. SMD LED technology allows ultra-bright illumination whilst still keeping costs lower than traditional halogen tubes. Even spread of light across a 110° angle. Features a PIR motion detector. Prewired with 0.75m rubberised power cable.

	D	E	F
Model No:	LED112PIR	LED113PIR	LED115PIR
Power:	20W	50W	100W
LED Type:	SMD	SMD	SMD
Lumen Output:	1900lm	5200lm	10,000lm
Colour Temperature:	6500K	6500k	6500k
IP Rating:	IP65	IP65	IP65
Supply/Plug Type:	230V/Bare Wire	230V/Bare Wire	230V/Bare Wire
Power Supply Cable Length:	0.75m	0.75m	0.75m

G NEW



SMD LED

**1600
LUMENS**

Solar Powered



G LED16S

16W SMD LED Extra-Slim Solar Floodlight

Producing 1600 lumens and featuring both daylight (CDS) and motion (PIR) sensors to switch on automatically. Motion sensor can detect up to 5m. Mounted in die-cast powder coated aluminium extra-slim housing with wall bracket. Battery capable of a run time of 10 hours and has a 30 second timer upon sensing motion.

LED Type:	16W SMD
Lumen Output:	1600lm
Operating Time:	10 hours, 30 seconds once motion sensor activated
Supply:	5V DC
IP Rating:	IP65
PIR Motion Sensor:	✓

I



SMD LED

**150
LUMENS**



Magnetic

I TBL450

1.5W SMD LED Rechargeable Magnetic Toolbox Light

Robust aluminium housing incorporating 1.5W SMD LEDs to illuminate the trays in a toolbox. With a width of 450mm the light is fitted with two sliding magnetic brackets which can rotate 180° to direct the light as required, whilst also giving the flexibility to attach the light to any ferrous metal avoiding badges and logos. Features two light settings with an operating time of up to 12hr. Powered by a rechargeable 3.7V 2.2Ah lithium-ion battery and includes an LED charging indicator. Supplied with a 1m USB charging cable.

LED Type:	1.5W SMD
Lumen Output (High/Low):	150/100lm
Operating Time (High/Low):	6/12hr
Charging Time:	3hr
Battery:	3.7V 2.2Ah Li-ion
Dimensions (W x D x H):	450 x 50 x 30mm

H

SMD LED

**420
LUMENS**

13A 230V



H ML9230V

5W SMD LED Lead Light

High output illumination with even spread of light. SMD LEDs lower power consumption, saving on energy costs, and have a high shock resistance and life span. Supplied with 5m cable.

LED Type:	5W SMD
Lumen Output:	420lm
Colour Temperature:	6500K
Overall Length:	400mm
IP Rating:	IP54
Power Supply Cable Length:	5m
Plug Type:	3-Pin
Supply:	230V



A LEDSTR03
3pc SMD LED Strip Lighting

Linkable LED strip lights with PIR and CDS sensor. The sensor only works in dark (illuminance $\leq 10-20$ LUX). The PIR and CDS sensor can be set to two modes, 30 seconds and 1 minute before turning off. This allows you to leave the light on when not in use and it will turn off after the set period when no movement is detected. Each strip features 6 SMD LEDs and can be linked to up to five strips. Each pack includes two corner extensions, one cover for the end of the strip and six metal clips with option of using the included screws or adhesive strips to attach to almost any surface. USB powered or can be used with the battery case supplied (4 x AAA batteries not included) which can also be mounted using the bracket supplied, any 5V=1A/2A power bank or a 5V=1A/2A USB plug adaptor.

LED Type:	0.6W x 3 SMD
Lumen Output:	150lm
Operating Time:	4hr
Length (L x W x D):	306 x 8.44 x 6.80mm Per Strip
Battery:	4 x AAA (not included)



B GL93
1W COB LED Auto Light with PIR Sensor

Manufactured from a lightweight composite material. Two 0.5W bright white COB LEDs. Easily positioned on a 90° axis. Simple on/off switch or automatic setting, which switches the LEDs on when the PIR sensor detects movement. Suitable for garden sheds, garages or around the home. Requires 3 x AA batteries (not included).

LED Type:	2 x 0.5W COB
Lumen Output:	80lm
Battery:	3 x AA (not included)



C LED3WB
3W SMD LED Rechargeable Bulb

Ideal for camping or emergency situations. Operates 14 SMD LEDs that feature five selectable light settings. 3.7V 1.2Ah Lithium-ion rechargeable battery for up to 3 hours operating time. Built-in hanging hook for hands-free applications. Micro USB cable supplied.

LED Type/Power:	14 x 0.2W SMD/3W
Lumen Output (High/Med/Low):	170/80/40lm
Charging Time:	4/5hr
Functions:	High/Med/Low/Blink
Operating Time:	High - 3hr
Battery:	3.7V 1.2Ah Li-ion



D-E SEE BELOW
360° 60W SMD LED Standing Tube Floodlights

360° floodlights illuminate the whole area whilst working. 60W SMD LED produces 6600 lumens with foldable tripod for easy storage. Model No. LED60230V suitable for workshop and garage use, Model No. LED60110V suitable for building site use.

	D	E
Model No:	LED60230V	LED60110V
LED Type:	60W SMD	60W SMD
Lumen Output:	6600lm	6600lm
IP Rating:	IP54	IP54
Power:	60W	60W
Colour Temperature:	4000K	4000K
Supply:	230V	110V
Plug Type:	3-Pin	Yellow - 16A-2P+E
Power Supply Cable Length:	3m	3m
Height:	1500mm	1500mm

A



1000 LUMENS

SMD LED

A LED138

10W SMD LED Under-Bonnet Cordless Rechargeable Light

Robust aluminium design with built-in spring loaded telescopic mounting brackets. Both brackets can rotate 360° individually, making it easy to direct the light where required. Two light settings; full - 1000 lumens, half - 500 lumens. Includes battery level indicator, mains charger and micro USB cable.

LED Type:	10W SMD
Lumen Output (High/Low):	1000/500lm
Minimum/Maximum Width:	1200/1800mm
Operating Time (High/Low):	3/6hr
Charging Time:	4.5hr
Battery:	3.7V 4.4Ah Li-ion



B LED139

13W SMD LED Rechargeable Under-Bonnet Light

1200 Lumens with three brightness settings. 180° Swivel handle for adjustable lighting angle. Each end has a 360° swivel/hanging hook and a magnet. 1.8m Type-C USB charging cable. Includes LED charge indicator. Max. 4hr run time.

LED Type:	13W SMD
Lumen Output:	1200lm
Operating Time(High/Med/Low):	1/2/4hr
Charging Time:	4-6hr
Battery:	3.7V 4.4Ah Li-ion

B NEW Magnetic

1200 LUMENS

SMD LED



C ULR01COMBO1

LED700PR Under-Bonnet Light Rail Combo

Versatile aluminium and steel construction allows easy fixing of magnetic lights. Nylon coated TPE arm ends protect the edges of the bonnet. Magnetic bases rotate 360° horizontally to obtain required lighting angle. Centre buckle allows extension of the rail, and then clips back down to fix the length. Easy push-button release allows the bases to move freely along the section of rail.

Contents:	ULR01 - Under-Bonnet Light Rail, LED700PR - 360° 7W COB LED Rechargeable Pocket Floodlight with Magnet (x2)
Collapsed Size (W x D x H):	850 x 110 x 180mm
Extended Size (W x D x H):	2100 x 110 x 180mm

C NEW



700 LUMENS

COB LED

FLOODLIGHTS

For full details, see page 1166 for Model No. LED700PR which fits ULR01.





150 LUMENS

SMD LED

A LED040
12 SMD & 6 SMD LED Rotating Hazard Warning Emergency Light

Rotating warning light is ideal to keep in the car for a variety of roadside emergency applications and hazard awareness. Durable, waterproof (IPX5) and extremely heavy-duty design. Features nine different warning functions with 12 ultra-bright amber coloured SMD LEDs and three white SMDs for use as a torch producing 150 lumens. Visible 360° at 500m distance. Includes three magnets for adhering to any ferrous material and hanging hook for hands-free operation. Powered by 3 x AAA batteries (not included).

LED Type:	12 SMD + 6 SMD
Dimensions:	130 x 120 x 45mm
Functions:	White 6 SMD Light on, Amber Double Flash Quick, Double Flash Slow, Single Flash, Rotate, Alternate Flash, SOS, All Amber Light On, 2 x Amber On
Battery:	3 x AAA (not included)

B-E SEE BELOW
12/24V SMD LED Warning Beacons

Fully approved for highway use to EN 65. Heavy-duty ABS bases. Quick release UV stabilised domes will not fade when exposed to sunlight. Features 45 LEDs for an increased output of light. Dual voltage (12/24V) with 3-function control allowing different LED configurations depending on operation (Switch 1: Rotating flash; flash rotates mimicking a rotary beacon, Switch 2: Six rapid flashes followed by a break, Switch 3: Two flashes followed by a break). CE Approved and E-Marked.



SMD LED

12V/24V

Approved for Highway use

B WB951LED
12V/24V SMD LED Warning Beacon with 12mm Bolt Fixing

Single point mounting beacon suitable for direct mounting to vehicle roof using a 12mm bolt.



SMD LED

12V/24V

Approved for Highway use

C WB952LED
12V/24V SMD LED Warning Beacon with 3 Bolt Fixing

Direct mounting beacon, pre-drilled with 3 x 6.5mm holes.



SMD LED

12V/24V

Approved for Highway use

D WB954LED
12V/24V SMD LED Warning Beacon with Magnetic Base

Fitted with six powerful magnets, strong enough to cope with normal road speeds. Supplied with 3m coiled flex and universal vehicle accessory socket plug.



SMD LED

12V/24V

Approved for Highway use

E WB955LED
12V/24V SMD LED Warning Beacon with Flexible Spigot Base

Flexible spigot suitable for mounting on agricultural vehicles where standard beacons may be broken.



Approved for Highway use

12V/24V

SMD LED

Magnetic

F MLB80MB
12/24V 120W SMD LED Mini Light Bar - Magnetic Base

Extremely bright 120W amber SMD LED high intensity mini light bar fitted with magnets on the base. 10 Modules fitted with eight LEDs, creating a 360° light. Fitted with a 3m cable and 12V vehicle accessory socket. Plug includes two switches, on/off and a momentary switch, giving you the option of ten different flash patterns. Built-in memory recalls last pattern selected. ECE R65 and R10 Approved for highway use. CE Approved and E-Marked. IP56 rated.

Supply:	12-24V DC
Temperature Range:	-30°C to +50°C
Dimensions (W x D x H):	279 x 165 x 61mm
Weight:	1.2kg



Approved for Highway use

12V/24V

SMD LED

G MLB80SB
12/24V 120W SMD LED Mini Light Bar - Single Bolt Fixing

Extremely bright 120W amber SMD LED high intensity mini light bar fitted with a 10mm single bolt fixing. 10 Modules fitted with eight LEDs, creating a 360° light. Built-in ten option flash pattern that has a built-in memory which recalls the last pattern selected. ECE R65 and R10 Approved for highway use. CE Approved and E-Marked. IP56 rated.

Supply:	12-24V DC
Temperature Range:	-30°C to +50°C
Dimensions (W x D x H):	279 x 165 x 61mm
Weight:	1.0kg

A NEW



12V/24V

SMD LED

A WB951LEDG
12V/24V SMD LED Warning Beacon with 12mm Bolt Fixing

Green colour beacon for use on plant vehicles to indicate that a seatbelt is being worn. Single-point mounting beacon suitable for direct mounting to vehicle roof using 12mm bolt. Fitted with 36 x 1W high power SMD LEDs. 120 Flash per minute pattern. Fully meets ECE R10 regulations. IP66 Rated.

B NEW



12V/24V

SMD LED

B WB951LEDR
12V/24V SMD LED Warning Beacon with 12mm Bolt Fixing

Red colour beacon to be used in recoveries on normal and smart motorways. Single-point mounting beacon suitable for direct mounting to vehicle roof using 12mm bolt. Fitted with 12 x 3W high power SMD LEDs. 120 Flash per minute pattern. Fully meets ECE R65 and ECE R10 regulations. IP66 Rated.

C NEW



12V/24V

SMD LED

C WB952LEDR
12V/24V SMD LED Warning Beacon with 3 x 6.5mm Bolt Fixing

Red colour beacon to be used in recoveries on normal and smart motorways. 3-Point mounting beacon suitable for direct mounting to vehicle roof using 3 x 6.5mm bolts. Fitted with 12 x 3W high power SMD LEDs. 120 Flash per minute pattern. Fully meets ECE R65 and ECE R10 regulations. IP66 Rated.

D

NEW

Magnetic



12V/24V

SMD LED

D WB954LEDR
12V/24V SMD LED Warning Beacon with Magnetic Fixing

Red colour beacon to be used in recoveries on normal and smart motorways. Fitted with a powerful magnet, strong enough to cope with normal road speeds and holes for optional mounting via screws. Supplied with 3m coiled flex and universal vehicle accessory socket plug. Fitted with 12 x 3W high power SMD LEDs. 120 Flash per minute pattern. Fully meets ECE R65 and ECE R10 regulations. IP66 Rated.

E NEW



12V/24V

SMD LED

E WB955LEDG
12V/24V SMD LED Warning Beacon with Flexible Spigot Fixing

Green colour beacon for use on plant vehicles to indicate that a seatbelt is being worn. Flexible spigot beacon suitable for mounting on spigot brackets, Sealey Model No's RB95B1 or RB95B2. Fitted with 36 x 1W high power SMD LEDs. 120 Flash per minute pattern. Fully meets ECE R10 regulations. IP66 Rated.

F

G



F-G SEE BELOW
2 Bolt Fixing Beacon Brackets for RB955LED & WB955LED

Mounting bracket for DIN spigot beacons with prewired socket. Constructed of tough and lightweight materials for extended life. Water resistant cap.

Model No:	Type:
F RB95B1	Straight Mount Fixing - Ø24mm DIN Spigot
G RB95B2	90° Vertical Fixing - Ø24mm DIN Spigot


	A	B	C	D	E
Model No:	WB951LEDG	WB951LEDR	WB952LEDR	WB954LEDR	WB955LEDG
LED Type:	36 x 1W SMD	12 x 3W SMD	12 x 3W SMD	12 x 3W SMD	36 x 1W SMD
Working Temperature Range:	-30°C to +50°C	-30°C to +50°C	-30°C to +50°C	-30°C to +50°C	-30°C to +50°C
Wattage:	36W	36W	36W	36W	36W
Voltage:	12/24V	12/24V	12/24V	12/24V	12/24V
IP Rating:	IP66	IP66	IP66	IP66	IP66
Fixing:	Single 12mm Bolt	Single 12mm Bolt	3 x 6.5mm Bolts	Magnetic	Flexible Spigot

A-G SEE BELOW

LED Worklights

Operating voltage of 10-30V DC. Waterproof rating of IP68. ECE R10 Certified and E-Marked. Suitable replacement for traditional halogen worklights. Powder coated die-cast aluminium housing. Adjustable grade 201 shock-resistant stainless steel bracket.

A **SMD LED**




960 LUMENS

A LED1R
12W SMD LED Mini Round Worklight with Mounting Bracket
 4 x 3W Epistar™ high power LEDs. Produces up to 960 lumens output.

LED Type:	4 x 3W SMD
Supply:	10-30V DC
Lumen Output:	960lm
Size:	Ø80mm

B **SMD LED**




1200 LUMENS

B LED2S
15W SMD LED Mini Square Worklight with Mounting Bracket
 5 x 3W Epistar™ high power LEDs. Produces up to 1200 lumens output.

LED Type:	5 x 3W SMD
Supply:	10-30V DC
Lumen Output:	1200lm
Size (W x H):	83 x 83mm

C **SMD LED**



2160 LUMENS

C LED3R
27W SMD LED Round Worklight with Mounting Bracket
 9 x 3W Epistar™ high power LEDs. Produces up to 2160 lumens output.

LED Type:	9 x 3W SMD
Supply:	10-30V DC
Lumen Output:	2160lm
Size:	Ø115mm



D **SMD LED**

D LED3RM
27W SMD LED Round Worklight with Magnetic Base
 9 x 3W Epistar™ high power LEDs. Produces up to 2160 lumens output. Waterproof rating of IP68. ECE R10 Certified and E-Marked. Suitable replacement for traditional halogen worklights. Powder coated die-cast aluminium housing. Adjustable grade 304 shock-resistant stainless steel bracket. Supplied with a magnetic base, coiled cable and vehicle accessory socket plug.

LED Type:	9 x 3W SMD
Supply:	10-30V DC
Lumen Output:	2160lm
Size:	Ø115mm

E **SMD LED**



2160 LUMENS

E LED3S
27W SMD LED Square Worklight with Mounting Bracket
 9 x 3W Epistar™ high power LEDs. Produces up to 2160 lumens output.

LED Type:	9 x 3W SMD
Supply:	10-30V DC
Lumen Output:	2160lm
Size (W x H):	108 x 108mm

F **SMD LED**



3360 LUMENS

F LED4R
42W SMD LED Round Worklight with Mounting Bracket
 14 x 3W Epistar™ high power LEDs. Produces up to 3360 lumens output.

LED Type:	14 x 3W SMD
Supply:	10-30V DC
Lumen Output:	3360lm
Size:	Ø115mm


G **SMD LED**



3840 LUMENS

G LED5S
48W SMD LED Square Worklight with Mounting Bracket
 16 x 3W Epistar™ high power LEDs. Produces up to 3840 lumens output.

LED Type:	16 x 3W SMD
Supply:	10-30V DC
Lumen Output:	3840lm
Size (W x H):	108 x 108mm



H-I SEE RIGHT

Universal Light Mounting Brackets - Numberplate Fitting

Simple, lightweight solution to fitting driving lamps or LED light bars to the front of a vehicle. Manufactured from lightweight powder coated aluminium. Enables lights to be fitted above or below the numberplate. Ensure that the bracket is securely attached to the vehicle and is capable of supporting the lamps. Make sure the numberplate is clearly visible and not obscured by the lamps or fittings.

Model No:	Size (H x W x D):
H DLB01	125 x 365 x 55mm
I DLB02	120 x 590 x 90mm





A

160W



230V

A SPB160W

31200mAh Lithium AC Power Pack 160W

Powered by lithium-ion technology. Easily fits in a glove box or backpack and it benefits from being a compact, 1.5kg leisure unit which provides multiple high amperage outputs. This unit can also supply multiple full charges to both smartphones and tablets and will supply sufficient power to charge batteries in the Sealey 20V, 14V and 12V power tool ranges. Supplies several full charges for smartphones (e.g. iPhone X; seven charges & Samsung Galaxy Note; six charges) or two full charges for your tablet/laptop (based on an 8800mAh battery) as well as many other devices. Supplied with both Micro USB and Type-C charging cables. Includes a small integral worklight.

Inputs:	QC3.0 (1x Micro USB, 1x TYPE-C)
Outputs:	230V~50Hz AC, 2x 12V 10A DC Outputs (120W Max), Standard USB 5V~2.1A, QC3.0 (5V~2.1A, 9V~2.1A, 12V~1.5A), Type-C output(5V~2.1A)
Capacity:	31,200mAh Battery
Accessories:	Micro USB Cable, USB TYPE-C, DC Car Socket Adaptor
Charge Time:	8hr on TYPE-C (9V~2A), 13hr on Micro USB (5V~2A)
Dimensions (W x D x H):	263 x 115 x 40mm



B NEW

C NEW

10W



Charging points.



B-C SEE BELOW

10W Portable Power Banks

Pocket-sized ideal for charging mobile phones whilst on the go. Suitable for both Micro USB and Type-C input cables (Type-C Cable not included). Includes built-in Li-poly battery and battery level indicator. Supplied with Micro USB charging cable.

	B	C
Model No:	SPB101	SPB102
Inputs:	1x 5V/2A Micro USB, 1x 5V/2.4A TYPE - C	1x 5V/2A Micro USB, 1x 5V/2.4A TYPE - C
Outputs:	1x 5V/1A 1x 5V/2.4A	1x 5V/1A 1x 5V/2.4A
Capacity:	10,000mAh	20,000mAh
Accessories:	1x Micro USB Cable	1x Micro USB Cable
Charge Time:	5hr on 5V/2A USB adaptor	10hr on 5V/2A USB adaptor
Dimensions (W x D x H):	138 x 70 x 15.5mm	138 x 70 x 27.7mm



A

160W

230V



2 x 12V 10A DC Outputs (120W MAX).
 230V~50HZ AC Output.
 Charge Indicator.
 Textured Grip.
 1x Micro USB, 1x TYPE-C Input.
 Small Integral Worklight.
 Standard USB 5V~2A, QC3.0 (5V~2A, 9V~2A, 12V~1.5A), Type-C Output (5V~2A).



D NEW

E NEW

F NEW

12V

D-F SEE RIGHT

RoadStart® Lithium Jump Starter Power Packs

Easily fits in a glove box or backpack and benefits from being compact and lightweight. Powered by Lithium-ion technology and fully protected against short circuit, overload and reverse polarity. USB port for charging electronic devices and integral LED flashlight. Waterproof to IP66 or IP67, depending on model.

	D	E	F
Model No:	RS600	RS800	RS1200
Capacity:	7.2Ah @ 3.7V or 1.8Ah @ 14.8V	10Ah @ 3.7V or 2.5Ah @ 14.8V	16Ah @ 3.7V or 4Ah @ 14.8V
Voltage:	12V	12V	12V
Auxiliary Output:	USB (x1) - 5V/2.1A	USB (x1) - 5V/2.1A	USB (x2) both - 5V/3A, 9V/2A, 12V/1.5A
Cable & Clamp Length:	385mm	385mm	385mm
Maximum Current:	600A Peak, 300A Cranking	800A Peak, 400A Cranking	1200A Peak, 600A Cranking
Weight:	0.36kg	0.45kg	0.70kg
Size (W x D x H):	85 x 27 x 140mm	88 x 33 x 158mm	100 x 45 x 185mm

A-G SEE BELOW

Cable Reels 230V

A comprehensive range to meet the different requirements of the workshop, site, office or home environments. All models manufactured to comply with the latest BS standards. Four outlets fitted incorporating a thermal trip which cuts supply if cable becomes overloaded.



A BCR10B
10m Cassette Type Cable Reel with Thermal Trip 4 x 230V

Composite reel with fully enclosed cable and 4 x 230V power sockets. Fitted with 3-pin plug and thermal trip. 10m 3 x 1mm² PVC cable. Built-in carry handle.

Supply:	230V
Length:	10m
Cable Section:	3 x 1mm ²
Cable Type:	PVC
Sockets:	4
Thermal Trip:	✓
Drum Size:	Small
Drum Type:	Composite
Capacity Wound:	720W
Capacity Unwound:	2400W
Plug Type:	3-Pin

B-C SEE BELOW
Box Type Cable Reels with Thermal Trip 4 x 230V

	B	C
Model No:	BCR15CB	BCR25CB
Supply:	230V	230V
Length:	15m	25m
Cable Section:	3 x 1.25mm ²	3 x 1.25mm ²
Cable Type:	PVC	PVC
Sockets:	4	4
Thermal Trip:	✓	✓
Drum Size:	Medium	Medium
Drum Type:	Composite	Composite
Capacity Wound:	1200W	1200W
Capacity Unwound:	3120W	3120W
Plug Type:	3-Pin	3-Pin



D-G SEE BELOW
Cable Reels with Thermal Trip 4 x 230V

	D	E	F	G
Model No:	BCR153T	BCR25	BCR2525	BCR50
Supply:	230V	230V	230V	230V
Length:	15m	25m	25m	50m
Cable Section:	3 x 1.25mm ²	3 x 1.25mm ²	3 x 2.5mm ²	3 x 1.25mm ²
Cable Type:	PVC	PVC	PVC	PVC
Sockets:	4	4	4	4
Thermal Trip:	✓	✓	✓	✓
Drum Size:	Medium	Medium	Medium	Large
Drum Type:	Composite	Composite	Composite	Composite
Capacity Wound:	960W	960W	1440W	960W
Capacity Unwound:	3120W	3120W	3120W	3120W
Plug Type:	3-Pin	3-Pin	3-Pin	3-Pin



A-D SEE BELOW
Cable Reels 230V

A comprehensive range to meet the different requirements of the workshop, site, office or home environments. All models manufactured to comply with the latest BS standards. Four 230V outlets fitted incorporating a thermal trip which cuts supply if cable becomes overloaded. Model No. BCR10G includes two 230V and two USB outlets.

230V Thermal Trip

	A	B	C	D
Model No:	BCR10G	BCR153TG	BCR25G	BCR50G
Supply/Plug Type:	230V/3-Pin	230V/3-Pin	230V/3-Pin	230V/3-Pin
Length:	10m	15m	25m	50m
Cable Section:	3 x 1mm ²	3 x 1.25mm ²	3 x 1.25mm ²	3 x 1.25mm ²
Cable Type:	PVC	PVC	PVC	PVC
Sockets:	2 x 230V, 2 x USB 5V=2.4A	4	4	4
Thermal Trip:	✓	✓	✓	✓
Drum Size:	Small	Medium	Large	Large
Drum Type:	Composite	Composite	Composite	Composite
Capacity Wound/ Unwound:	720W/2400W	1200W/3120W	1200W/3120W	960W/3120W



E-F SEE BELOW
25m Heavy-Duty Cable Reels with Thermal Trip 4 x 230V

	E	F
Model No:	CR25/1.5	CR22525
Supply:	230V	230V
Length:	25m	25m
Cable Section:	3 x 1.5mm ²	3 x 2.5mm ²
Cable Type:	PVC	PVC
Sockets:	4	4
Thermal Trip:	✓	✓
Drum Size:	Medium	Medium
Drum Type:	Composite	Composite
Capacity Wound:	720W	720W
Capacity Unwound:	3120W	3120W
Plug Type:	3-Pin	3-Pin



G-H SEE BELOW
50m Heavy-Duty Cable Reels with Thermal Trip 4 x 230V

	G	H
Model No:	CR50/1.5	CR25025
Supply:	230V	230V
Length:	50m	50m
Cable Section:	3 x 1.5mm ²	3 x 2.5mm ²
Cable Type:	PVC	PVC
Sockets:	4	4
Thermal Trip:	✓	✓
Drum Size:	Large	Large
Drum Type:	Composite	Composite
Capacity Wound:	720W	720W
Capacity Unwound:	3120W	3120W
Plug Type:	3-Pin	3-Pin



A BCR25RCD

25m Cable Reel with Thermal Trip & RCD Plug 4 x 230V

Supply:	230V
Length:	25m
Cable Section:	3 x 1.25mm ²
Cable Type:	PVC
Sockets:	4
Thermal Trip:	✓
Drum Size:	Medium
Drum Type:	Composite
Capacity Wound:	960W
Capacity Unwound:	3120W
Plug Type:	3-Pin



B CR12515

25m Heavy-Duty Cable Reel with Thermal Trip 2 x 110V

Supply:	110V
Length:	25m
Cable Section:	3 x 1.5mm ²
Cable Type:	PVC
Sockets:	2
Thermal Trip:	✓
Drum Size:	Medium
Drum Type:	Composite
Capacity Wound:	660W
Capacity Unwound:	1760W
Plug Type:	Yellow - 16A-2P+E



C WSPC1633U

15m Caravan & Camping Cable Reel with RCD

Caravan and camping cable reel fitted with three UK standard 230V 13A sockets, 2 x 2.1A USB ports and a 2P+E plug 230V 16A. Fitted with a residual current circuit breaker 25A 2-pole and a mini circuit breaker 16A 2-pole. IP44 rated.

Supply:	230V
Length:	15m
Cable Section:	3 x 1.5mm ²
Plug Type:	Blue - 16A-2P+E



D-F SEE BELOW

Retractable Cable Reels 230V

Durable composite housing operated by simple pull and release action. Features integral manual thermal trip switch to prevent overload and LED power indicator. Supplied with single socket outlet.

	D	E	F
Model No:	CRM101	CRM151	CRM251
Voltage:	230V	230V	230V
Cable Length:	10m	15m	25m
Cable Section:	3 x 1mm ²	3 x 1mm ²	3 x 1.5mm ²
Thermal Trip:	✓	✓	✓
Capacity Wound:	1000W	1000W	1000W
Capacity Unwound:	1500W	1400W	3000W
Plug Type:	3-Pin	3-Pin	3-Pin
Power Supply Cable Length:	1.3m	1.6m	1.6m



G-H SEE BELOW

Retractable Cable Reels 230V

Hard-wearing, composite cased, retracting electric cable reels operated by simple pull and release action. Features integral manual thermal trip switch to prevent overload. Double socket outlet with individual LED power indicators and rocker on/off switches.

	G	H
Model No:	CRM10	CRM15
Voltage:	230V	230V
Cable Length:	10m	15m
Cable Section:	3 x 1.5mm ²	3 x 1.5mm ²
Thermal Trip:	✓	✓
Capacity Wound:	1000W	1000W
Capacity Unwound:	2750W	2750W
Plug Type:	3-Pin	3-Pin
Power Supply Cable Length:	1.3m	1.3m

A



A EL144USB
1.4m Powercube Extension Cable
4 x 230V & 2 x USB Sockets

Space-saving cube design. Suitable for garage, workshop and office applications. Features 2 x 5V (2.1A) USB sockets and 4 x 230V sockets. Fitted with 3-pin heavy-duty plug. Supplied with bracket, suitable for mounting under desks (covers one socket).

Sockets:	4 x 230V, 2 x USB 5V–2.1A
Cable Section:	3 x 1.25mm ²
Length:	1.4m
Supply/Plug Type:	230V/3-Pin

B



B EL144WC
1.4m Extension Cable Cube 3 x 230V &
3 x USB Sockets & Wireless Charging Pad

Space-saving cube design. Suitable for garage, workshop and office applications. Features 3 x 5V (2.4A) USB sockets and 3 x 230V sockets. Fitted with 3-pin heavy-duty plug. Includes wireless charging pad (5W) suitable for any wireless charging enabled device.

Sockets:	3 x 230V, 3 x USB 5V–2.4A
Cable Section:	3 x 1.25mm ²
Length:	1.4m
Supply/Plug Type:	230V/3-Pin

C



D



C-D SEE BELOW
2.6m Extension Leads with 230V & USB Sockets

Suitable for garage, workshop and office applications. Features 2 x 5V (2.4A) USB sockets and 230V sockets (quantity dependent on model) and an on/off rocker switch. Fitted with 3-pin heavy-duty plug.

	C	D
Model No:	EL32USBW	EL34USBB
Colour:	White	Black
Sockets:	2 x 230V, 2 x USB 5V–2.4A	4 x 230V, 2 x USB 5V–2.4A
Cable Section:	3 x 1.5mm ²	3 x 1.5mm ²
Length:	2.6m	2.6m
Supply/Plug Type:	230V/3-Pin	230V/3-Pin

E

230V



E RCD981
RCD Safety Adaptor 230V

Cuts power automatically if an imbalance is detected between live and neutral (caused by leakage to earth). In the event of general power failure the RCD will not automatically reset meaning anything plugged into it will not automatically restart. No wiring required – plugs straight into 13A socket. No need to remove from socket to reset unit.

Supply:	230V
Maximum Load:	2990W
Maximum Operating Current:	13A
Trip Speed:	50ms
Trip Current:	30mA

F



F WL63/8D
6 SMD LED Dimmable
Rechargeable Dual Mounting
Magnifying Worklight

Powerful 3 dioptre 109mm and 8 dioptre 24mm precision lens gives high quality magnifying capabilities. Features six SMD LEDs producing up to 60 lumens to illuminate the object for improved detailed work. Built-in touch sensitive dimmer switch. Magnifier can detach from its sturdy base and spring clamp to a work bench up to 45mm thick. Ideal for electrical engineers, engravers and fine detail work. Supplied with micro USB cable.

LED Type:	6 SMD
Supply:	5V=1A
Battery:	3.7V 400mAh Li-ion

G



G WL483D
48 SMD LED
Bench Mounting
Magnifying Worklight

Powerful 3 dioptre 120mm precision lens gives high quality magnifying capabilities. Features 48 SMD LEDs to illuminate the object for improved detailed work. Multi-position swing arm allows simple positioning of lamp to suit task. Features a G-clamp base to secure to a workbench or table. Ideal for electrical engineers, engravers and fine detail work.

LED Type:	48 SMD
Supply/Plug Type:	230V/3-Pin
Power Supply Cable Length:	1.7m


H



H WL53/8D
45 SMD LED Dimmable
Dual Mounting Magnifying Worklight

Powerful 3 dioptre 85mm and 8 dioptre 22mm precision lens gives high quality magnifying capabilities. Features 45 SMD LEDs producing up to 550 lumens to illuminate the object for improved detailed work. Includes a built-in touch sensitive dimmer switch. Extremely strong and flexible neck allowing ease of positioning. Features a G-clamp base to secure to a workbench or table. Also includes a sturdy base which the magnifier can sit in. Ideal for electrical engineers, engravers and fine detail work.

LED Type:	45 SMD
Supply/Plug Type:	230V/3-Pin
Power Supply Cable Length:	1.5m



A W1613PS
230V 16A/13A Socket Adaptor
 Socket adaptor with 2P+E plug 16A to 3-Pin standard UK 13A plug. IP44 Rated. Conforms to EN60309 and BS1363.

Plug Type:	Blue - 16A-2P+E
------------	-----------------



B-C SEE BELOW
230V 2P+E Blue Plugs
 230V Plugs, IP44 rated, 16A. 2P+E Connector. Conforms to BS EN 60309.

B Model No:	WP24016
Description:	16A/230V
C Model No:	WP24032
Description:	32A/230V



D-E SEE BELOW
230V 2P+E Blue Sockets
 230V Sockets with 2P+E connectors. IP44 Rated.

D Model No:	WC24016
Description:	16A/230V
E Model No:	WC24032
Description:	32A/230V



F WTWS16A
3-Way Splitter 230V
 3-Way splitter 230V~50Hz, allows splitting of a maximum current of 16A. Fitted with one 2P+E input and three output connectors. IP44 Rated.



G WPS16131
16A/13A Trailing Socket & Cable Set
 Trailing socket and cable fitted with a 230V 13A standard UK socket and 2P+E plug rated at 230V 16A. H05VV-F 3G 1.5mm Section cable, 350mm in length. IP20 Rated.

Length:	350mm Cable
Plug Type:	Blue - 16A-2P+E



H WSP1316
13A/16A Trailing Socket & Cable Set
 Trailing socket and cable fitted with a 230V~50Hz 13A standard UK plug and 2P+E socket rated at 230V~50Hz 16A. H05VV-F 3G 1.5mm Section cable, 350mm in length. IP20 Rated.

Length:	350mm Cable
---------	-------------



I WPS16132
16A/13A Trailing Twin Socket & Cable Set
 Trailing twin socket and cable fitted with 230V~50Hz 13A Standard UK sockets and 2P+E plug rated at 230V~50Hz 16A. H05VV-F 3G 1.5mm Section cable, 350mm in length. IP20 Rated.

Length:	350mm Cable
Plug Type:	Blue - 16A-2P+E



J-L SEE BELOW
Extension Leads

J Model No.	EL15110
Description:	14m 110V 16A 1.5mm
K Model No.	EL25110/16
Description:	14m 110V 16A 2.5mm
L Model No.	EL25110/32
Description:	14m 110V 32A 2.5mm




M EL1523016
14m Extension Lead 230V 16A 1.5mm²
 Extension cable fitted with 2P+E plug and socket connectors rated at 230V 16A with protective end cover. H05VV-F 3G 1.5mm Section cable. IP44 Rated.

Length:	14m
Cable Section:	1.5mm ²
Plug Type:	Blue - 16A-2P+E



N EL15240
14m Extension Lead 240V 13A 1.5mm²
 Extension cable fitted with 13A 240V plug and single 230V socket.

Length:	14m
Cable Section:	1.5mm ²
Plug Type:	3-Pin



O WSC16133
15m Caravan & Camping Mains Unit with RCD
 Caravan and camping mains unit fitted with three UK standard 230V~50Hz 13A sockets and a 2P+E Plug rated at 230V~50Hz 16A. Fitted with a residual current circuit breaker 25A 2-pole and a mini circuit breaker 16A 2-pole. IP44 Rated.

Length:	15m
Cable Section:	1.5mm ²
Plug Type:	Blue - 16A-2P+E





A-C SEE BELOW
110V Portable Transformers

110V Transformers with tool rated performance suitable for intermittent running of power tools and continuous running of lighting products, within specified capacity. IP54 Rated units with case manufactured from GRP and insulated to Class H with thermostatic overload protection. Fitted with flexible 3-core cable.

	A	B	C
Model No:	WST1500	WST3000	WST5000
Power Tool Rating:	1500VA	3000VA	5000VA
Continuous Rating:	900VA	1650VA	2800VA
Sockets:	2 x 16A	2 x 16A	2 x 16A, 1 x 32A
Weight:	11kg	17kg	30.5kg
Plug Type:	3-Pin	3-Pin	3-Pin
Power Supply Cable Length:	1.3m	1.3m	1.7m



D WST5000MV/2
5kVA Portable Vented Transformer
16/32A Outlets

110V Transformer with continuous 3000VA output which is ideal for 110V heaters and power tools that require a continuous load. IP20 Rated unit with steel casing and insulated to Class 1 with ventilated outlets. Fitted with thermal overload protection.

Power Tool Rating:	5000VA
Continuous Rating:	3000VA
Sockets:	1 x 16A, 1 x 32A
Weight:	30.5kg
Plug Type:	3-Pin
Power Supply Cable Length:	1.7m



E-F SEE BELOW
110V 2P+E Yellow Plugs

110V Socket for use with 2P+E connectors. IP44 Rated.

E Model No:	WP11016
Description:	16A/110V
F Model No:	WP11032
Description:	32A/110V



G-H SEE BELOW
110V Yellow Sockets

110V Sockets for use with 2P+E connectors. IP44 Rated.

G Model No:	WC11016
Description:	16A/110V
H Model No:	WC11032
Description:	32A/110V



I WSTWA
110V 3-Way Splitter

110V 2P+E 3-Way Splitter, 16A. IP44 Rated.



J WSSB16
110V 4-Way Splitter Box


4-Way 16A Splitter Box with 2.8m cable and 16A plug. CEE Connector. IP44 Rated.



K WST10000
110V 10KVA Single Phase Portable Transformer
4 x 16A 2 x 32 A Outlets

110V Transformer with tool rated performance suitable for intermittent running of power tools and continuous running of lighting products within specified capacity. IP44 Rated unit with steel case and heavy-duty handles to aid positioning. Fitted with miniature circuit breaker to prevent overload.

Electrical Fuse Rating:	10000VA
Continuous Rating:	7000VA
Sockets:	2 x 32A/110V sockets, 4 x 16A/110V
Weight:	69.5kg



A-C SEE BELOW

12V DC Power Inverters - 230V~50Hz

Supplies continuous smooth 230V power from 12V DC power supply found in cars, caravans, boats and commercials. Suitable for powering small TVs, laptops, power tools and various other electrical equipment within the wattage rating of the inverter. Features a USB port (5V 2.1A) for use on various domestic electronic equipment such as digital cameras and mobile phones. Aluminium case provides durability and maximum heat dissipation. Safety features include automatic overload shut-down, short circuit protection, low voltage alarm, low voltage shut down and overheat shut-down. Supplied with vehicle accessory socket plug and/or battery clips/terminals depending on model.

	A	B	C
Model No:	PI300	PI500	PI1000
Input Voltage:	12V DC	12V DC	12V DC
Output Voltage:	230V AC	230V AC	230V AC
Continuous Output:	300W	500W	1000W
Maximum Output:	600W	1000W	2000W
Output Frequency:	50Hz	50Hz	50Hz
Dimensions (W x D x H):	180 x 95 x 58mm	230 x 95 x 58mm	240 x 160 x 65mm
Supply Connection:	Vehicle Accessory Socket Plug & Battery Clips	Vehicle Accessory Socket Plug & Battery Clips	Battery Terminal Leads
USB Output:	5V=2.1A	5V=2.1A	5V=2.1A

D DC2412

24V to 12V DC 15A Converter

Suitable for commercial vehicles with 24V DC battery supply. Converts down to 12V DC 15A vehicle accessory socket output. Features a low and high voltage alarm for added protection. Additionally includes a 5V USB outlet. Supplied with 550mm vehicle accessory socket plug.

Input Voltage:	24V
Output Voltage:	12V
Output:	15A
Dimensions (W x D x H):	120 x 85 x 50mm
Supply Connection:	24V Vehicle Accessory Socket Plug



E-G SEE BELOW

12V DC Pure Sine Wave Power Inverters - 230V ~ 50Hz

Pure sine wave inverters have been designed to produce the same AC frequency produced on the grid, making them more reliable than traditional inverters, without any fluctuation in power or performance. Units operate from a 12V DC power supply found in cars, caravans, boats and commercials. High performance outlet eliminates electrical interference, reducing noise levels during use. Suitable for powering small TVs, laptops, power tools and various electrical equipment within the wattage rating of the inverter. Includes USB outlet for charging and operating small electric devices. Aluminium case provides durability and maximum heat dissipation. Safety features include automatic overload shut-down and short circuit protection. Supplied with vehicle accessory socket plug and/or battery clips/terminals depending on model.

	E	F	G
Model No:	PSI300	PSI600	PSI1000
Input Voltage:	12V DC	12V DC	12V DC
Output Voltage:	230V AC	230V AC	230V AC
Continuous Output:	300W	600W	1000W
Maximum Output:	600W	1200W	2000W
Output Frequency:	50Hz	50Hz	50Hz
Dimensions (W x D x H):	200 x 110 x 60mm	245 x 110 x 60mm	315 x 140 x 80mm
Supply Connection:	Vehicle Accessory Socket Plug & Battery Clips	Battery Clips	Battery Terminal Leads



A-C SEE BELOW

Power Inverters Modified Sine Wave 12V DC - 230V~50Hz

Supplies continuous smooth 230V power from 12V DC power supply found in cars, caravans, boats and commercials. Features two USB charging ports combined 2.1A and an LCD screen which displays the output wattage, input voltage and battery level. Durable aluminium body with four mounting points for secure installation. Near silent cooling fan for low noise operation. Safety features include overload shutdown, audible low voltage alarm, thermal shutdown and short circuit shutdown. Supplied with 1m battery cables, wired remote control and in-line fuse kit.



	A	B	C
Model No:	PI1100	PI1500	PI2000
Input Voltage:	12V DC	12V DC	12V DC
Output Voltage:	230V AC	230V AC	230V AC
Continuous Output:	1100W	1500W	2000W
Maximum Output:	2200W	3000W	4000W
Output Frequency:	50Hz	50Hz	50Hz
USB Output:	5V~2.1A (x2)	5V~2.1A (x2)	5V~2.1A (x2)
Dimensions (W x D x H):	297 x 170 x 88mm	351 x 170 x 88mm	390 x 170 x 88mm
Supply Connection:	Battery Terminal Leads	Battery Terminal Leads	Battery Terminal Leads



Features 2 x 230V power outputs and 2 x USB charging ports.



D G1000I

1000W Inverter Generator 230V 2-Stroke Engine

Digital inverter technology provides stable 'clean' output, making the unit suitable for use with sensitive electrical equipment. Automatically adjusts the engine speed to precisely match the load, which allows the generator to run quieter whilst increasing fuel efficiency and lengthening engine life. Electronic ignition and a light pull recoil for easy start-up. Electronic safety overload system. Easy to carry at just 8.7kg. Fitted with a 230V socket.

Motor Power:	1.1kW/1.47hp
Motor Type:	2-Stroke Petrol
Fuel:	Unleaded 95 RON
Output:	230V~50Hz
Current Rating:	3.6A
Continuous Power Rating:	800W
Maximum Power Rating:	1000W
Fuel Tank:	3.5L
Maximum Running Time:	3.2hr
Noise Rating:	95dB(A)
Dimensions (W x D x H):	295 x 250 x 345mm



E G2000I

2000W Inverter Generator 230V - 4-Stroke Engine

Digital inverter technology provides pure sine wave electric power suitable for use with sensitive electrical equipment. Lightweight, easily lifted and fully portable. Eco mode set-up allowing the generator to run quieter (60dB @7m), increase fuel efficiency (4L fuel tank will last 6 hours) and reduce emissions. Features light recoil start, fuel gauge, auto voltage adjuster, low oil alarm and electric circuit protector. Fitted with two 230V sockets and 12V DC 8.3A port.

Motor Power:	2.2kW/3hp
Motor Type:	4-Stroke Petrol
Fuel:	Unleaded 95 RON
Output:	230V AC~50Hz/12V DC
Current Rating:	8.3A
Continuous Power Rating:	1600W
Maximum Power Rating:	2000W
Fuel Tank:	4L
Maximum Running Time:	6hr
Noise Rating:	95dB(A)
Dimensions (W x D x H):	465 x 280 x 425mm

A

E10 Compatible



2200W



A G2201

2200W 230V Generator 6.5hp - 4-Stroke Engine

Heavy-duty frame design provides full protection and portability. Suitable for running power tools and lighting units. Long running with up to 13 hours on a full tank. Fitted with two 230V 13A sockets. Powerful and reliable generator. Smooth running unit fitted with anti-vibration engine mounts. Features low oil warning light, overload protection and fuel gauge.

C



5500W



E10 Compatible



C G5501

5500W 110/230V Generator 13hp - 4-Stroke Engine

Heavy-duty frame design features two wheels and a large handle, these provide full protection and portability. Suitable for running power tools and lighting units. Long running with up to 11 hours on a full tank. Fitted with 2 x 230V 16A and 2 x 110V 16A sockets. Powerful and reliable generator. Smooth running unit fitted with anti-vibration engine mounts. Features low oil warning light, overload protection and fuel gauge.

B

E10 Compatible



3100W



B G3101

3100W 230V Generator 7hp 4-Stroke Engine

Heavy-duty frame design features two wheels and a large handle, these provide full protection and portability. Suitable for running power tools and lighting units. Long running with up to 11 hours on a full tank. Fitted with two 230V 13A sockets. Powerful and reliable generator. Smooth running unit fitted with anti-vibration engine mounts. Features low oil warning light, overload protection and fuel gauge.



D

3500W

E10 Compatible



D GI3500

3500W 230V Inverter Generator - 4-Stroke Engine

Heavy-duty frame provides full protection and incorporates carry handles for portability. Suitable for running sensitive electrical equipment. Produces a clean AC current to match the load. Long running time - up to 8 hours on a full tank. Fitted with two 230V 13A sockets. Increased fuel efficiency compared to standard generators. Powerful and reliable inverter generator. Features oil warning light, overload indicator and sight glass to monitor fuel level.

Motor Power:	3.5kW
Motor Type:	4-Stroke Petrol
Output:	230V~50Hz
Current Rating:	15.2A
Continuous Power Rating:	3200W
Maximum Power Rating:	3500W
Fuel Tank:	13L
Maximum Running Time:	8hr
Noise Rating:	95dB(A)
Dimension (W x D x H):	440 x 520 x 470mm

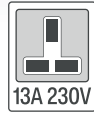
	A	B	C
Model No:	G2201	G3101	G5501
Motor Power:	4.9kW/6.5hp	5.2kW/7hp	9.7kW/13hp
Motor Type:	4-Stroke Petrol	4-Stroke Petrol	4-Stroke Petrol
Output:	230V~50Hz	230V~50Hz	230V/110V~50Hz
Current Rating:	8.7A	11.3A	16/16A
Continuous Power Rating:	2000W	2600W	5000/3500W
Max. Power Rating:	2200W	3100W	5500/4000W
Fuel Tank:	15L	15L	25L
Max. Running Time:	13hr	11hr	11hr
Noise Rating:	94dB(A)	96dB(A)	96dB(A)
Dimensions (W x D x H):	595 x 435 x 435mm	625 x 475 x 475mm, (with handle and wheels): 860 x 530 x 520mm	690 x 545 x 540mm, (with handle and wheels): 980 x 625 x 710mm

A NEW



3500W

12V



A G3500i
3500W Inverter Generator 230V - 4-Stroke Engine

Digital inverter technology provides pure sine wave electric power suitable for use with sensitive electrical equipment. Easily moveable with folded handle and sturdy wheels making it portable once on site. Eco mode set-up allowing the generator to run quieter (73dB LPA), increase fuel efficiency (8L fuel tank) and reduce emissions. Features both pull cord and switch start, auto voltage adjuster, fuel gauge sensor, electric circuit protector and ESC smart control allowing the speed of the engine. Fitted with two 13A sockets, 12V DC 8.3A port and 2 USB charging ports. Supplied with tool kit to access battery, funnel, connector and clips which can charge a 12V car battery.

Motor Power:	4.1kW/3600rpm
Motor Type:	4-Stroke Petrol
Output:	230V~50Hz / 12V DC / 5V USB
Current Rating:	13.9A
Continuous Power Rating:	3200W
Maximum Power Rating:	3500W
Fuel Tank:	8.3L
Maximum Running Time:	Rated Load - 5±0.5hrs 50% load - 8.5±0.5hrs
Noise Rating:	73dB(LPA)
Dimensions (W x D x H):	590 x 456 x 511mm



PLUGS AND SOCKETS

For our full range of 110V and 230V Plugs, Sockets and Adaptors, see pages 1182 to 1183.

C NEW

5000W

12V



C DG5000
5000W 110/230V Generator - 4-Stroke Engine

Heavy-duty enclosed design features four wheels, a large handle at either end and lifting eye for portability. Suitable as a backup electrical supply for your business and home. Ideal for running power tools and lighting units. Long running - up to 7.5 hours on a full tank. Fitted with one 16A 110V, one 32A 110V and one 32A 230V socket. Powerful and reliable key start generator. Features low oil warning light, overload protection and fuel gauge. Overall dimensions: 940 x 540 x 705mm. Noise Rating: 97dB @ 7m. Continuous/Maximum Power Rating: 4600/5000W. Supplied with tool bag including plugs to fit sockets, screwdriver, two spanners, 12V cable with plug clips and two start keys. This item is heavy. Extra assistance must be provided at the delivery point to help ensure its safe delivery.

Motor Power:	4.6kW/3000rpm
Motor Type:	4 Stroke Diesel
Output:	110/230V
Current Rating:	8A
Continuous Power Rating:	4600W
Maximum Power Rating:	5000W
Fuel Tank:	14.5L
Maximum Running Time:	7.5hrs
Noise Rating:	97dB(A)
Dry Weight:	141kg
Dimensions (W x D x H):	940 x 540 x 705mm

B

13hp

6000W

12V



B GG7500
6000W 110/230V Generator 13hp

Heavy-duty industrial frame design provides full protection and aids portability. Suitable for running power tools and lighting units etc. Fitted with automatic voltage control which protects the unit and provides higher efficiency and a long running time of up to 10 hours on a full tank. Fitted with 12V battery charging outlet, 230V and 110V sockets. Powerful and reliable generator fitted with maintenance-free brushless alternator. Smooth running unit fitted with anti-vibration mountings. Low oil cut-out feature and fuel gauge.

Motor Power:	9.7kW/13hp
Motor Type:	4-Stroke Petrol
Output:	230V/110V~50Hz / 12V DC
Current Rating:	22A/45A/8.3A
Continuous Power Rating:	5000W
Maximum Power Rating:	6000W
Fuel Tank:	25L
Maximum Running Time:	10hrs
Noise Rating:	96dB(A)
Dimensions (W x D x H):	713 x 541 x 569mm



MACHINE SHOP

 [back to Section List](#)



Bandsaws - Metalworking

1206-1208

Files

1218-1220

Roller Stands & Trestles

1244-1245

Bandsaws - Woodworking

1238

Hacksaws

1216-1217

Scroll & Table Saws

1241

Belt & Disc Sanders

1239-1241

Magnetic Drilling Machines

1194-1195

Sharpeners

1203-1204

Bench Grinders

1200-1203

Measuring Tools

1231-1236

Thread Tools

1221-1226

Bolt & Screw Extractors

1227-1229

Metal Benders/Folders

1209-1211

Tile Cutters

1243

Clamps

1246-1247

Metalworking Machinery

1196-1197

Vices & Anvils

1212-1214

Cut-Off Saws

1205

Mitre Saws

1237

Wire Brushes

1215

Diamond Core Drills

1189

Pillar Drills

1190-1193

Woodworking Machinery

1242

Dust Extractors

1243

Punch & Chisels

1230

Woodworking Tools

1248



A-B SEE BELOW
Diamond Core Drills

Diamond core drilling is a more accurate and efficient method of drilling into concrete, masonry and asphalt. With the right diamond core drills and bits, you are assured of sharp, clean and accurate holes. Using a core drill, you can make holes up to 60" diameter that are dust-free, vibration-free and non-percussive making it an environment-friendly alternative for construction contractors. Manufactured using high quality components for performance and reliability. Lightweight and compact. Fitted with soft start, variable speed and overload protection. Designed for use in construction and other applications when working with masonry and concrete. Supplied with adaptor, water cooling kit and side handles. Can be used independently or with optional Model No. DCDST Diamond Core Drill Stand.

	A	B
Model No:	DCD110V	DCD230V
Motor Power:	2300W	2300W
No-Load Speed:	0-1900rpm	0-1900rpm
Supply/Plug Type:	110V/Yellow - 16A-2P+E	230V/3-Pin
Power Supply Cable Length:	3.5m	3.5m
Weight:	7kg	7kg



C DCDST
Diamond Core Drill Stand

Lightweight aluminium diamond core drill stand features tilting mechanism and base plate with anchor fitting. Handle and wheels for ease of transportation. Ideal for use with Model No's DCD110V and DCD230V Diamond Core Drills.

Maximum Drill Bit Diameter:	Ø200mm
Travel Length:	600mm
Weight:	15kg



D SDSMAX40
Ø40mm SDS MAX Rotary Hammer Drill
1500W/230V

Powerful rotary hammer drill with SDS MAX chuck. Two functions, hammer and rotary hammer. Anti-vibration shock absorbers built into body. Stepless variable speed control trigger. Safety clutch system. LED Mains power indicator. Easy-access grease plug for gear maintenance. See page 877 for full specification.

E DS01
500mm Drill Stand with Cast Iron Base & 65mm Vice

Drill stand with cast iron base for vertical drilling using a hand drill. Supplied with drill vice which mounts onto the base to secure the workpiece. Features a preset depth control and stop for drilling depths of up to 60mm. For use with hand drills with a collar diameter of Ø38mm if used with the adaptor bush or Ø43mm if used without. Drill vice features a quick jaw release feature to allow fast and easy adjustment to suit the workpiece.

Collar Centre to Column:	120mm
Maximum Distance Collar to Base:	345mm
Column Diameter:	Ø25mm
Base Size:	155 x 220mm
Collar Diameter:	Ø3mm (38mm with adaptor bush)
Overall Height:	500mm
Vice Specification:	
Jaw Width:	65mm
Jaw Depth:	25mm
Jaw Opening:	70mm



A NEW



2-Speed

13mm

B-G



A PDM10B

710W Bench Pillar Drill with Digital Display & Laser

Great workspace illumination and accuracy thanks to the integrated LED light and laser. Easy-to-read LCD display shows rpm as well as spindle travel for exact drilling depth. Parallel guide and vertical clamp on base. Superior control from two gears giving speed adjustment from 170 to 2600rpm. Convenient quick release chuck.



All models on this page (except Model No's PDM10B & SDM30) are fitted with an emergency stop switch to prevent accidental operation of the machine.

5-Speed

12-Speed

16-Speed

13mm

16mm

20mm



B-G SEE BELOW

Bench Mounting Pillar Drills

A comprehensive range of bench pillar drills to suit light industrial, agricultural and woodworking applications. Safety devices fitted include a no-volt release switch, allowing insurance company approval for use in educational establishments. All models (except Model No. SDM30) have Morse taper spindle housings for accepting taper shank drill bits. Each model offers multiple speed drives and access to drive belts is denied during operation by mechanical protection. All drills are fitted with rack and pinion feed shafts with preset depth control for repetitive work. Mortise attachment available for Model No's GDM120B - GDM200F inclusive.

	A	B	C	D	E	F	G
Model No:	PDM10B	SDM30	GDM50B	GDM92B	GDM120B	GDM150B	GDM180B
Drilling Capacity (Chuck Size):	13mm	13mm	16mm	16mm	16mm	16mm	20mm
Spindle Nose Taper:	n/a	MT2	MT2	MT2	MT2	MT2	MT3
Swing:	250mm	208mm	254mm	254mm	330mm	356mm	432mm
Spindle Centre to Column:	125mm	104mm	127mm	127mm	165mm	178mm	216mm
Spindle Travel:	100mm	50mm	60mm	60mm	80mm	80mm	80mm
Number of Speeds:	2	5	5	12	16	16	16
Speed Range:	170-2600rpm	580-2650rpm	460-2890rpm	210-2580rpm	210-3340rpm	120-3000rpm	120-3000rpm
Max. Distance Spindle to Table:	n/a	200mm	300mm	390mm	410mm	480mm	495mm
Max. Distance Spindle to Base:	280mm	290mm	450mm	540mm	600mm	670mm	685mm
Working Table Surface Size:	n/a	158 x 160mm	Ø248mm	Ø248mm	Ø310mm	Ø310mm	Ø355mm
Working Base Surface Size:	n/a	138 x 180mm	160 x 180mm	160 x 180mm	210 x 190mm	200 x 220mm	240 x 280mm
Base Size:	330 x 300mm	200 x 310mm	345 x 215mm	345 x 215mm	420 x 250mm	460 x 275mm	520 x 320mm
Column Diameter:	Ø46mm	Ø46mm	Ø60mm	Ø60mm	Ø70mm	Ø80mm	Ø80mm
Collar Diameter:	Ø43mm	Ø40mm	Ø55mm	Ø60mm	Ø60mm	Ø60mm	Ø75mm
Overall Height:	660mm	580mm	750mm	840mm	960mm	1070mm	1085mm
Motor Power (Start):	710W(900W)	185W(350W)	220W(370W)	220W(370W)	350W(550W)	450W(650W)	550W(750W)
Supply/Plug Type:	230V/3-Pin	230V/3-Pin	230V/3-Pin	230V/3-Pin	230V/3-Pin	230V/3-Pin	230V/3-Pin
Power Supply Cable Length:	2.2m	2m	1.6m	1.6m	1.6m	1.3m	1.3m
Weight:	10.2kg	11kg	32kg	32kg	47kg	60kg	80kg
Optional 16mm Keyless Chuck:	n/a	n/a	GDMX/KC	GDMX/KC	GDMX/KC	GDMX/KC	n/a



Worklight

Fitted with integral worklight providing even illumination over the work table (excluding Model No's PDM125B & PDM170F).
Bulb: 230V - 60W E27 (not included).

A-F SEE BELOW

Premier Pillar Drills

A comprehensive range of pillar drills for the professional workshop. Models feature heavy-duty aluminium-bodied motors for long and reliable performance. No-volt release switch to prevent inadvertent start-up and pulley cover protected by microswitch to prevent drill operating when cover is open. Model No's PDM155B, PDM210F, PDM240F and PDM260F are fitted with an integral worklight which illuminates the drilling table, giving operator a clear view of the drilling process. All models supplied with an electrically inter-locked chuck guard. Large sized square tables fitted with precision rack and pinion height adjustment.

	A	B	C	D	E	F
Model No:	PDM125B	PDM155B	PDM170F	PDM210F	PDM240F	PDM260F
Type:	Bench	Bench	Floor	Floor	Floor	Floor
Drilling Capacity (Chuck Size):	16mm	16mm	16mm	16mm	20mm	20mm
Spindle Nose Taper:	MT2	MT2	MT2	MT2	MT3	MT4
Swing:	330mm	380mm	340mm	380mm	512mm	520mm
Spindle Centre to Column:	165mm	190mm	170mm	190mm	216mm	260mm
Spindle Travel:	80mm	80mm	80mm	80mm	80mm	120mm
Number of Speeds:	16	16	16	16	16	12
Speed Range:	190-3000rpm	190-3000rpm	190-3000rpm	190-3000rpm	160-3000rpm	120-3480rpm
Maximum Distance Spindle to Table:	485mm	475mm	770mm	725mm	720mm	680mm
Maximum Distance Spindle to Base:	700mm	660mm	1255mm	1225mm	1230mm	1160mm
Working Table Surface Size:	254 x 254mm	290 x 290mm	254 x 254mm	290 x 290mm	356 x 356mm	425 x 475mm
Working Base Surface Size:	205 x 200mm	205 x 200mm	205 x 200mm	205 x 200mm	205 x 200mm	410 x 330mm
Base Size:	450 x 270mm	495 x 290mm	450 x 270mm	495 x 290mm	495 x 290mm	575 x 455mm
Column Diameter:	Ø73mm	Ø80mm	Ø73mm	Ø80mm	Ø80mm	Ø92mm
Collar Diameter:	Ø55mm	Ø60mm	Ø55mm	Ø60mm	Ø75mm	Ø85mm
Overall Height:	1050mm	1050mm	1610mm	1610mm	1635mm	1710mm
Motor Power (Start):	370W(600W)	370W(600W)	370W(600W)	370W(600W)	750W(1000W)	1100W(1500W)
Supply/Plug Type:	230V/3-Pin	230V/3-Pin	230V/3-Pin	230V/3-Pin	230V/3-Pin	230V/3-Pin
Power Supply Cable Length:	1.6m	1.6m	1.6m	1.6m	1.9m	1.9m
Weight:	45kg	55kg	47kg	62kg	76kg	110kg
Optional 16mm Keyless Chuck:	PDM/KC	PDM/KC	PDM/KC	PDM/KC	PDM/KC	PDM/KC
Integral Worklight:	✗	✓	✗	✓	✓	✓



(Pillar Drill not Included)

A PDM/CS

Coolant System for PDM155B, PDM210F, PDM240F, PDM260F

Suitable for selected PDM Series drills. Reservoir with gravity feed nozzle directs coolant over workpiece. Spent coolant collected in table reservoir.

Applications:	PDM155B, PDM210F, PDM240F, PDM260F
----------------------	------------------------------------



E AK214

230mm Drilling Machine Work Grip

Based on the locking pliers principle, this clamp is quick and easy-to-use, plus it keeps operator's hands away from the drilling area whilst keeping the workpiece firmly held.



G AK2141

Table/Workbench C-Clamp with Swivel Foot

Based on the locking pliers principle, this clamp is quick and easy-to-use. Constructed from high grade, heat treated alloy steel for maximum toughness and durability. Keeps operator's hands away from the drilling area whilst keeping the workpiece firmly held. Holes on the base allow for clamp to be attached to machinery T-slots or directly on to work tables or benches. The swivel head allows tapered workpieces to be held without damaging them.

Jaw Opening:	0-100mm
Overall Size:	310mm



B-C SEE BELOW

16mm Keyless Pillar Drill Chucks

Model No:

B GDMX/KC High carbon steel 16mm chuck and B16 arbor. Suitable for Model No's GDM50B - GDM200F (Except GDM180B). Hand tightening of chuck collar grips drill bit securely with three high carbon steel jaws.

C PDM/KC Suitable for PDM Series drilling machines with a JT3 arbor.

Chuck Capacity: 16mm




F SEE BELOW

Safety Guards

Flip-up safety guards are supplied with all GDM range pillar drills. These guards are ideal for replacing broken or damaged units, but will also fit most other popular drills. Check the collar size of the drill and order accordingly.

Model No:	Collar Size:
DPG30	Ø40mm
DPG62	Ø62mm
DPG95	Ø55mm
DPG99	Ø60mm
DPG230	Ø75mm
DPG240	Ø85mm
DPG250	Ø92mm



H AK4743

3pc Spiral Flute HSS M2 Step Drill Bit Set

Three high-speed HSS M2 spiral flute step drills. Double spiral flutes for efficient swarf clearance. Allows clog-free, precision drilling of 18 different size holes with just three bits. Supplied in flip-up metal case.

Size 1:	Ø4, 5, 6, 7, 8, 9, 10, 11, 12mm
Size 2:	Ø4, 6, 8, 10, 12, 14, 16, 18, 20, 22mm
Size 3:	Ø4, 6, 8, 10, 12, 14, 16, 18, 20, 22, 24, 26, 28, 30mm



D MA10

40-65mm Wood Mortising Attachment with Chisels

Suitable for use with Sealey and other leading makes of drill. Includes three chisel and bit sets and four mounting rings. Supplied in storage case. Mortising attachment is not suitable for Model No's SDM30 and GDM180B.

Collar Diameters:	Ø40, 52, 55, 60, 65mm
Chisel & Bit Sets:	1/4", 3/8", 1/2"



I AK4701

19pc HSS Cobalt Fully Ground Drill Bit Set

Fully ground HSS with 5% Cobalt makes these ideal for drilling extra hard materials. 135° Split point tip enables bits to bite workpiece quickly, reducing the need for centre mark. Drills can be resharpened without affecting their performance. Supplied in metal storage case.

Contents:	Ø1, 1.5, 2, 2.5, 3, 3.5, 4, 4.5, 5, 5.5, 6, 6.5, 7, 7.5, 8, 8.5, 9, 9.5, 10mm
------------------	---



A-B SEE BELOW

Magnetic Drilling Machines

Magnetic drill presses are perfect for the hard to access locations, like I-beams, truck beds, vertical metal stanchions. The magnetic base adheres to the ferrous metal surface and stabilizes the drill in order to cut the material with greater precision and speed resulting in greater accuracy and consistency. Can be used with a wide variety of tooling including annular cutters, twist drills, taps, reamers and countersinks.

	A	B
Model No:	MAG230V	MAG110V
Maximum Annular Cutter Capacity:	35mm	35mm
Maximum Cutter Depth:	50mm	50mm
Magnet Adhesion:	14000N	14000N
Motor Power:	1500W	1500W
No-Load Speed:	800rpm	800rpm
Supply/Plug Type:	230V/3-Pin	110V/Yellow - 16A-2P+E
Power Supply Cable Length:	2.2m	2.2m
Weight:	10kg	10kg

C-D SEE BELOW


Magnetic Drilling Machines

Magnetic drill presses are perfect for the hard to access locations, like I-beams, truck beds, vertical metal stanchions. The magnetic base adheres to the ferrous metal surface and stabilizes the drill in order to cut the material with greater precision and speed resulting in greater accuracy and consistency. Can be used with a wide variety of tooling including annular cutters, twist drills, taps, reamers and countersinks.

	C	D
Model No:	MAG35230VLP	MAG35110VLP
Max. Annular Cutter Capacity:	35mm	35mm
Max. Cutter Depth:	30mm	30mm
Magnet Adhesion:	14000N	14000N
Motor Power:	1480W	1480W
No-Load Speed:	640rpm	640rpm
Supply/Plug Type:	230V/3-Pin	110V/Yellow - 16A-2P+E
Power Supply Cable Length:	2.2m	2.2m
Weight:	8.8kg	8.8kg



MAGNETIC SWITCH
All units supplied with magnetic control switch.



E-F SEE BELOW

HSS MS Rotabors

Manufactured from HSS M2 steel for fast and accurate hole drilling. Universal 19mm Weldon shank means this rotabor is suitable for use with Sealey and other leading brands of magnetic drills. Available in 25mm and 50mm cutting depths. See page 908 for the full range.



A-D SEE BELOW
Magnetic Drilling Machines

Magnetic drill presses are perfect for the hard to access locations such as I-beams, truck beds and vertical metal stanchions. The magnetic base adheres to the ferrous metal surface and stabilizes the drill in order to cut the material with greater precision and speed resulting in greater accuracy and consistency. Can be used with a wide variety of tooling including annular cutters, twist drills, taps, reamers and countersinks.

VARIABLE →
SPEED

	A	B	C	D
Model No:	MAG60230V	MAG60110V	MAG60230VHD	MAG60110VHD
Max. Annular Cutter Capacity:	60mm	60mm	60mm	60mm
Max. Cutter Depth:	50mm	50mm	50mm	50mm
Magnet Adhesion:	15800N	15800N	17000N	17000N
Motor Power:	1680W	1680W	1880W	1880W
No-Load Speed:	100-470rpm	100-470rpm	220-380rpm	220-380rpm
Supply/Plug Type:	230V/3-Pin	110V/Yellow - 16A-2P+E	230V/3-Pin	110V/Yellow - 16A-2P+E
Power Supply Cable Length:	2.2m	2.2m	2.2m	2.2m
Weight:	15.2kg	15.2kg	22.5kg	22.5kg
Morse Taper:	MT2	MT2	MT3	MT3
Reverse:	✗	✗	✓	✓




E MDDC16
16mm Magnetic Drill Twist Chuck
 16mm Twist chuck for MAG60 magnetic drill range.
 Size: 16mm



F-L SEE BELOW
M8 Magnetic Drill Tapping Chuck
 M8 Tapping chuck for Model No's MAG60110VHD and MAG60230VHD Heavy-Duty Magnetic Drilling Machines.

	F	G	H	I	J	K	L
Model No:	MDTCM8	MDTCM10	MDTCM12	MDTCM14	MDTCM16	MDTCM18	MDTCM20
Size:	M8	M10	M12	M14	M16	M18	M20

IMPORTANT SAFETY WARNING!
 Always wear adequate PPE protection when using these tools. For our full range of safety equipment, see pages 1276 to 1301 of this catalogue.



A SM2503A
250mm Metalworking Mini Lathe

Bench mounting miniature lathe, small enough to fit into the corner of a workshop and light enough to be truly portable. Construction is predominately cast iron and steel. Fitted with 150W high torque motor. The capacities are 150mm swing over bed and 250mm between centres. Features variable speed control, manual or powered lead screw feed and overload protection. Supplied with Ø80mm 3-jaw self-centring chuck, tailstock centre and service tools. An extensive range of accessories are available, for the full range see pages 1198 to 1199. Option to upgrade with a mill/drill head - see **B**.

Swing Over Bed:	150mm
Distance Between Centres:	250mm
Spindle Hole Taper:	MT2
Cross Slide Travel:	50mm
Tailstock Taper:	MT1
Spindle Speed (Variable):	100-2000rpm
Range of Metric Threads:	5 Pitches (0.5-1.25mm)
Motor Power:	150W
Supply/Plug Type:	230V/3-Pin
Power Supply Cable Length:	2m
Weight:	26.2kg



B SM2503B
Drill Head for Mini Lathe SM2503A

Transforms Model No. SM2503A Metalworking Mini Lathe into a lathe/mill drill combination. Easily retrofitted, this drill head offers the flexibility to handle most materials. This space efficient, versatile lathe mill/drill machine features a 150W motor.

Maximum Drilling/Milling Capacity:	10mm
Drilling/Milling Spindle Travel:	30mm
Spindle Taper:	MT2
Drilling/Milling Spindle Speed:	100-1300rpm
T-Slot:	8mm
Distance from Spindle to Table:	180mm
Distance from Spindle Centre to Column:	100mm
Motor Power:	150W
Supply/Plug Type:	230V/3-Pin
Power Supply Cable Length:	2m
Weight:	14kg



C SM2503
Mini Lathe & Drilling Machine

Bench mounting multifunction mini drill, mill and lathe with variable speed giving flexibility to handle most materials. Features two 150W motors, one to operate the drill/mill and the other to power the lathe. The lathe cutting feed can be power driven or advanced manually. Thread cutting may also be undertaken with the optional thread cutting kit. Supplied with Metric graduated scales and all necessary tools required for setting and adjusting. An optional stand is available, order Model No. SM3002ST, see page 1198.

Swing Over Bed:	140mm
Distance Between Centres:	250mm
Spindle Hole Taper:	MT2
Cross Slide Travel:	61mm
Tailstock Taper:	MT1
Spindle Speed (Variable):	100-2000rpm
Range of Metric Threads:	5 Pitches (0.5-1.25mm)
Specification - Drilling:	
Maximum Drilling/Milling Capacity:	10mm
Drilling/Milling Spindle Travel:	30mm
Drilling/Milling Spindle Speed:	100-1300rpm
T-Slot:	8mm
Distance from Spindle to Table:	180mm
Distance from Spindle Centre to Column:	100mm
Motor Power:	2 x 150W
Supply/Plug Type:	230V/3-Pin
Power Supply Cable Length:	2m
Weight:	39.2kg

A SM2502
Mini Drilling/Milling Machine


Bench mounting mini drilling/milling machine with the flexibility to handle most materials. Features include a 350W motor, variable speed drive, working table with T-slots to enable clamping of workpieces and Metric graduated compound scales. The machine also incorporates a tilting column which allows drilling/milling of workpiece at $\pm 45^\circ$ from vertical. Supplied with 13mm chuck accessory kit for adjusting and setting. An optional stand is available, order Model No. SM3002ST, see page 1198.

Drilling Capacity (Chuck Size):	13mm
Face Mill Capacity:	30mm
End Mill Capacity:	16mm
Headstock Travel:	180mm
Cross Axis:	100mm
Longitudinal Axis:	220mm
Spindle Tilt Angle:	$\pm 45^\circ$
Spindle Nose Taper:	MT3
Spindle Speed - Low Range:	0-1100rpm
Spindle Speed - High Range:	0-2500rpm
T-Slot:	12mm
Motor Power:	350W
Supply/Plug Type:	230V/3-Pin
Power Supply Cable Length:	2m
Weight:	68kg



D SM3002
**Metalworking Lathe
300mm Between Centres**

Precision built metalworking lathe, ideal for the small workshop, professional or home engineer and model maker. Powered by a 300W motor this compact unit features variable speed reversible drive and powered cutting facility for right and left-hand threads. Supplied with self-centring 3-jaw chuck, 4-way tool post, swarf tray and rear splash guard. Supplied with emergency stop button and chuck guard. An optional stand is available, order Model No. SM3002ST, see page 1198.

Spindle Speed Range:	100-2500rpm
Distance Between Centres:	300mm
Centre Height:	90mm
Maximum Workpiece Diameter:	$\varnothing 180\text{mm}$
Spindle Bore:	$\varnothing 20\text{mm}$
Spindle Taper:	MT3
Tailstock Taper:	MT2
Lead Screw:	Metric
Dimensions (W x D x H):	800 x 300 x 300mm
Motor Power:	300W
Supply/Plug Type:	230V/3-Pin
Power Supply Cable Length:	2m
Weight:	40kg


B SM2502CK
42pc Clamping Kit

Comprehensive range of T-nuts, screws and clamps suitable for attachment to slots in milling table. Fits Sealey and other popular makes of drilling/milling machines.


C SM25/52T
58pc Clamping Kit

Ensures the firm clamping of most sizes of workpiece whilst drilling and milling. T-Nuts and screws suitable for attachment to slots in drilling/milling table. Fits most popular makes of drilling/milling machines. Kit supplied in a convenient storage case.




A-C SEE BELOW

Lathe Tool Sets

HSS Steel lathe tools suitable for machining Mild Steel, Brass, Copper and Plastics. 8 x 8mm Section fits Sealey and other popular makes. Manufactured to standard DIN profiles.

Model No:	Description:
A SM3002CS11	11pc Cutter Set 8 x 8mm
B SM3002CS5	5pc Cutter Set 8 x 8mm
C SM3002CS6	6pc Cutter Set 8 x 8mm



D-G SEE BELOW

Indexable Lathe Turning Tool Sets

Indexable turning tool sets with precision high quality tips, ideal for a wide variety of projects. Includes right and left-hand turning and facing tools. Model No's SM3025CS5 and SM3025CS6 also include profiling, parting and external threading tools. Supplied with tip removal tools and storage box.

Model No:	SM3025CS1	SM3025CS2	SM3025CS5	SM3025CS6
Contents:	AR RH Square Shoulder Turning AL LH Square Shoulder Turning E Neutral Threading BR RH Lead Angle Turning BL LH Lead Angle Turning	AR RH Square Shoulder Turning AL LH Square Shoulder Turning E Neutral Threading BR RH Lead Angle Turning BL LH Lead Angle Turning	MGEHR Parting Tool SER External Threading Tool SCLCL LH Turning Tool SCLCR RH Turning Tool SDNCN Profiling Tool SDJCR RH Facing Tool SWGCR RH Facing Tool	MGEHR Parting Tool SER External Threading Tool SCLCL LH Turning Tool SCLCR RH Turning Tool SDNCN Profiling Tool SDJCR RH Facing Tool SWGCR RH Facing Tool
Shank:	10mm	8mm	8mm	10mm
Replacement Tip Set:	SM3025CS1R	SM3025CS2R	SM3025CS5R	SM3025CS6R

H-R SEE BELOW

Lathe Accessories

A comprehensive range of high quality accessories for Model No's SM2502, SM2503 & SM3002. Model No. prefix denotes lathe compatibility.

Description:	Model No:
H Collet MT3-M12 Ø4mm	SM2502C04
H Collet MT3-M12 Ø6mm	SM2502C06
H Collet MT3-M12 Ø8mm	SM2502C08
H Collet MT3-M12 Ø10mm	SM2502C10
H Collet MT3-M12 Ø12mm	SM2502C12
H Collet MT3-M12 Ø14mm	SM2502C14
H Collet MT3-M12 Ø16mm	SM2502C16
H Collet Set MT3-M12 Ø4-16mm	SM2502CSET
H Collet Set MT2-M10 Ø3-10mm	SM2503CSET
I HSS End Mill Ø4mm 2 Flute	SM2502EM04
I HSS End Mill Ø6mm 2 Flute	SM2502EM06
I HSS End Mill Ø8mm 2 Flute	SM2502EM08
I HSS End Mill Ø10mm 2 Flute	SM2502EM10
I HSS End Mill Ø12mm 2 Flute	SM2502EM12
I HSS End Mill Ø14mm 2 Flute	SM2502EM14
I HSS End Mill Ø16mm 2 Flute	SM2502EM16
I HSS End Mill Set Ø4-16mm 2 Flute	SM2502EMSET
I HSS End Mill Set MT2 Ø3-10mm	SM2503EMSET
J Mill Chuck Set MT3-M12 Ø4-16mm	SM2502MCS
J Mill Chuck Set MT2-M10 Ø3-10mm	SM2503MCSET
K Quick Vice 100mm	SM2502QV
K Quick Vice 50mm	SM2503QV
L Indexable Carbide End Mill Ø30mm	SM2502ICEM
L Indexable Carbide End Mill MT2-M10 Ø16mm	SM2503ICEM
M Stand - SM3002, SM2502, SM2503	SM3002ST



Model No. SM2502CSET illustrated.

Model No. SM2502EMSET illustrated.




A-P SEE BELOW

Lathe Tools & Accessories

A comprehensive range of tools and accessories for Model No's SM2503 Lathe/Mill/Drill and SM3002 Lathe. Model No. prefix denotes compatibility.



SM2503RC - Revolving Centre MT1
SM3002RC - Revolving Centre MT2




SM2503HC - Live Centre MT2
SM3002SC - Live Centre MT3



SM2503TC
10mm Tailstock Chuck MT1
SM3002TC
13mm Tailstock Chuck MT2




SM2503THSET - 2pc Tool Holder (Parting & Bore) Set



SM2503COBT - 2pc Parting Tool & Bore Cutter Set



SM3002CS2 - 5pc Cutter Set



SM30024JC - 4-Jaw Independent Chuck



SM2503FP - Ø112mm Face Plate



SM2503SR - Fixed Steady Rest
SM3002SR - Fixed Steady Rest



SM2503TCK - Thread Cutting Gear Kit - Metric



SM2503FR - Moving Steady Rest
SM3002FR - Moving Steady Rest



SM3002KTH - Knurling Tool




SM3002LD - Lathe Dog



SM3002DFD - Digital Feed Display



SM3002MA - Mill Attachment



SM3002QCCR - Quick Change Post

Q-X SEE BELOW


Tools & Accessories for SM27

A comprehensive range of high quality accessories for Model No. SM27 Metalworking Lathe.

Model No:	Description:
Q SM27TSC	13mm Tailstock Chuck & Arbor MTS
R SM27RDC	Revolving Centre MT3
S SM27TNS	12pc T-Nut Bolt Set
T SM27FJC	4-Jaw Independent Chuck & Back Plate
U SM27FS	Fixed Steady Rest
V SM27MS	Moving Steady Rest
W AK1122	6pc Turning Tool Set 10 x 10mm
X SM27FP	Ø160mm Face Plate



EYE PROTECTION
For our full range of Eye Protection see pages 1277 to 1279.



A Induction Motor Ø150mm Stones



B Induction Motor Ø150mm Stones



C Induction Motor Ø150mm Stones



HEAVY DUTY

D Induction Motor Ø200mm Stone



E Induction Motor Ø200mm Stone



HEAVY DUTY

G

F Bench Grinder not included.



F BGST Bench Grinder Floor Stand

Bench grinder stand with adjustable feet. Suits a wide variety of bench grinders with central mounting holes. Suitable for the following Sealey machines: Model No's BG150CX, BG150XD/99, BG150XL/96, BG150XLW/98, BG150XW/99, BG150XWL, BG150WL, BG200WL, BG200XL, BG200/99. Also suitable for other leading brands of bench grinder*.

Size (W x D x H):	465 x 465 x 900mm
Bench Grinder Base (W x D):	270 x 220mm

G SM57/ST Bench Grinder Floor Stand

Suitable for all the following Sealey machines: Model No's BG150BS, BG150WL, BG200WL, BG150XWL, BG150XL/96, BG150XLW/98, BG150XD/99, BG150XW/99, BG200XL, BG200/99. Also suitable for other leading brands of bench grinders*.

Size (W x D x H):	280 x 300 x 840mm
Bench Grinder Base (W x D):	270 x 220mm

*Due to variations in the base configuration on the bench grinders, some modification to the stand top plate/frame may be required.

A-E SEE BELOW Bench Grinders

Fitted with copper wound induction motor. Suitable for general workshop grinding and sharpening use. Two aluminous oxide grinding stones, coarse and fine. Fitted with stone guards and spark arrestors. Eye shields included. Supplied with 3-pin plug.

	A	B	C	D	E
Model No:	BG150CX	BG150XL/96	BG150XD/99	BG200XL	BG200/99
Supplied with:	Stones (x2)	Stones (x2)	Stones (x2)	Stones (x2)	Stones (x2)
Motor Power:	150W	370W	450W	600W	600W
Axle Diameter:	Ø13mm	Ø13mm	Ø13mm	Ø16mm	Ø16mm
No-Load Speed:	2980rpm	2850rpm	2850rpm	2850rpm	2850rpm
Supply/Plug Type:	230V/3-Pin	230V/3-Pin	230V/3-Pin	230V/3-Pin	230V/3-Pin
Power Supply Cable Length:	1.6m	1.6m	1.6m	1.6m	1.6m
Weight:	5.06kg	10.5kg	11kg	16.5kg	20kg

A



A SEE BELOW
Grinding Stones

For our full range of Grinding Stones & Wire Wheels, see page 929.

Model No:	Size/Bore:	Grade:
BG150/15	Ø150 x 20mm/Ø32(Ø13)mm	A60P Fine
BG200/15	Ø200 x 25mm/ Ø16mm	A60P Fine
BG150/16	Ø150 x 20mm/Ø32(Ø13)mm	A36Q Coarse
BG200/16	Ø200 x 25mm/Ø16mm	A36Q Coarse

B



B SEE BELOW
Wire Wheels

For our full range of Grinding Stones & Wire Wheels, see page 929.

Model No:	Size/Bore:	Width:
BG150/WW1	Ø150 x 13mm/Ø32mm	Narrow
BG200/WW1	Ø200 x 13mm/Ø32mm	Narrow

C

Induction Motor Ø150mm Stone
Ø150mm Wire Wheel



D

Induction Motor Ø150mm Stone
Ø150mm Wire Wheel

HEAVY DUTY



C-D SEE BELOW

Workshop Bench Grinders

Fitted with copper wound induction motor. Suitable for general workshop grinding/sharpening and descaling/cleaning. One coarse aluminous oxide grinding stone and one wire wheel. Fitted with stone guards and spark arrestors. Eye shields included. Supplied with 3-pin plug.

E

Induction Motor Ø150mm Stones **Worklight**



F

Induction Motor Ø150mm Stone
Ø150mm Wire Wheel **Worklight**



G

Induction Motor Ø200mm Stone **Worklight**




E-G SEE BELOW

Bench Grinders with Worklight

Induction motor suitable for general use. Fitted with stone guards, adjustable eye shields and spark arrestors. Includes water tray for cooling hot materials. Features built-in wheel dresser for cleaning, sharpening and truing grinding wheel surfaces. Pivoting worklight for added visibility in poorly illuminated areas. Model No's BG150WL and BG200WL are supplied with coarse and fine aluminous oxide stones for general workshop grinding and sharpening. Model BG150XWL is supplied with one coarse aluminous oxide grinding stone and one wire wheel.

	C	D	E	F	G
Model No:	BG150XLW/98	BG150XW/99	BG150WL	BG150XWL	BG200WL
Supplied with:	Stone, Wire Wheel	Stone, Wire Wheel	Stones (x2)	Stone, Wire Wheel	Stones (x2)
Motor Power:	370W	450W	250W	250W	550W
Supply/Plug Type:	230V/3-Pin	230V/3-Pin	230V/3-Pin	230V/3-Pin	230V/3-Pin
Power Supply Cable Length:	1.6m	1.6m	1.6m	1.6m	1.6m
Axle Diameter:	Ø13mm	Ø13mm	Ø13mm	Ø13mm	Ø16mm
No-Load Speed:	2850rpm	2850rpm	2850rpm	2850rpm	2850rpm
Worklight:	✗	✗	✓	✓	✓
Weight:	10.5kg	10.5kg	9kg	8.6kg	16kg



A-B SEE BELOW

Variable Speed Bench Grinders

Induction motor drive suitable for general use. Supplied with stone guards attached, adjustable eye shields and spark arrestors. Substantial tool rests, one with angled cut-out assisting effective tool sharpening. Variable speed allows for better control of grinding and sharpening. Features integral coolant tray for convenient cooling of sharpened/ground item.

	A	B
Model No:	BG150WVS	BG200WVS
Motor Power:	250W	550W
Supply/Plug Type:	230V/3-Pin	230V/3-Pin
Power Supply Cable Length:	1.6m	1.6m
Stone Size:	Ø150mm (x2)	Ø200mm (x2)
Axle Diameter:	Ø13mm	Ø16mm
No-Load Speed Range:	2000-2850rpm	2000-2850rpm
Weight:	13.8kg	17.7kg

C SM521

Ø150mm Bench Grinder with Ø200mm Wet Stone 250W

Fitted with 230V induction motor and is fully guarded. Suitable for workshop use. Supplied with Ø200mm wet stone and Ø150mm dry stone, ready to use. Suitable for sharpening fine blades.

Motor Power:	250W
Supply/Plug Type:	230V/3-Pin
Power Supply Cable Length:	1.7m
Wet Grinding Stone Size:	Ø200mm
Wet Grinding Stone Model No:	SM521GW200W
Wet Grinding Speed:	130rpm
Dry Grinding Stone Size:	Ø150mm
Dry Grinding Stone Model No's:	BG150/15 (Fine), BG150/16 (Coarse)
Dry Grinding Speed:	2850rpm
Weight:	11.7kg



D BG150BS

Ø150mm Bench Grinder with 50mm Belt Sander & Worklight 250W

Induction motor suitable for general use. Fitted with stone guard, eye shield and spark arrestor. Includes water tray for cooling hot materials. Features built-in wheel dresser for cleaning, sharpening and truing grinding wheel surfaces. The belt sander is fitted at an angle of 45°. The sanding belt can be easily adjusted by the quick release tracking system. Pivoting worklight for added visibility in poorly illuminated areas.

Motor Power:	250W
Supply/Plug Type:	230V/3-Pin
Power Supply Cable Length:	1.7m
Belt Size:	50 x 686mm
Belt Speed:	895m/min
Stone Size:	Ø150mm
Stone Speed:	2850rpm
Table Tilt:	45°
Weight:	10.0kg



E BB1502

Ø150mm Bench Mounting Buffer/Polisher 370W/230V

Designed for quick and easy smoothing/polishing of metal and other materials. Efficient 370W motor provides sufficient power for most tasks while the cast iron base reduces vibration. Supplied with fine and coarse buffing/polishing wheels and fitted 3-pin plug.

Motor Power:	370W
Supply/Plug Type:	230V/3-Pin
Power Supply Cable Length:	1.7m
No-Load speed:	2850rpm
Spindle Size:	13mm
Buffing/Polishing Wheel:	Ø150 x 13mm
Buffing Wheel - Fine:	BG150BW
Buffing Wheel - Coarse:	BG150BWC
Weight:	9kg




F BB2002

Ø200mm Bench Mounting Buffer/Polisher 550W/230V

Designed for quick and easy smoothing/polishing of metal and other materials. Efficient 550W motor provides sufficient power for most tasks while the cast iron base reduces vibration. Supplied with fine and coarse buffing/polishing wheels and fitted 3-pin plug.

Motor Power:	550W
Supply/Plug Type:	230V/3-Pin
Power Supply Cable Length:	1.7m
No-Load Speed:	2850rpm
Spindle Size:	16mm
Buffing/Polishing Wheel:	Ø200 x 14mm
Buffing Wheel - Fine:	BG200BW
Buffing Wheel - Coarse:	BG200BWC
Weight:	10kg



BENCH GRINDER ACCESSORIES

For our full range of Grinding Stones, Wire Wheels, Buffing & Polishing Wheels, see page 929.



A Ø200mm Stones Ø125mm Stone Induction Motor



A SMS2107
Ø200/125mm Wet & Dry Bench Grinder/Sharpener 250W

Fitted with induction motor suitable for workshop use. Ø200mm Sharpening wet stone with adjustable flow rate water bath and drain outlet. Features an angle adjustable tool rest to suit workpiece. Ø125mm Dry stone with eye shield guard and fixed tool rest. Ideal for sharpening tools and knives.

Motor Power:	250W
Supply/Plug Type:	230V/3-Pin
Power Supply Cable Length:	3m
Wet Speed:	320rpm
Wet Stone Size:	Ø200 x 25mm
Wet Stone Model No:	SMS2107GW200W
Dry Speed:	2850rpm
Dry Stone Size:	Ø125 x 50mm
Dry Stone Model No:	SMS2107GW125D
Weight:	16.7kg



B Ø200mm

B SMS2101
Ø200mm Sharpener with Honing Wheel 180W

Wet stone sharpening system with aluminium oxide particle stone and detachable water trough, suitable for HSS tools. Supplied with leather honing wheel, grinding jig and angle guide.

Motor Power:	180W
Supply/Plug Type:	230V/3-Pin
Power Supply Cable Length:	1.7m
Wheel Diameter:	Ø200 x 40mm
Axle Diameter:	Ø12mm
No-Load Speed:	95rpm
Grinding Stone:	Ø200 x 40mm
Leather Honing Wheel:	Ø200 x 30mm
Replacement Wheels:	
Sharpening Wheel:	SMS2101.SW
Leather Honing Wheel:	SMS2101.HW
Weight:	11.8kg




C

C SMS02
Angle Grinder Stand

Cut-off stand with solid cast iron base for precise vertical cutting using an angle grinder. Supplied with a vice which mounts onto the base to secure the workpiece. Suitable for cuts of up to 18mm. Can be used with all Sealey 100mm, 115mm and 125mm angle grinders, plus most other branded grinders of the same size.

Base Size:	190 x 240mm
Maximum Cutting Depth:	18mm



D

D SCSS1
Combination Diamond Sharpening Whetstone with Adjustable Stone Holder

Diamond whetstone, for quick and easy sharpening of knives, chisels, scissors, cutting blades and other edged implements. Combination of 400 and 1000 grit surfaces. Whetstone will sharpen carbon steel, high-speed steel (HSS) and tungsten carbide. Can be used wet (with water as a lubricant) or dry. Supplied with an adjustable robust non-slip holder which can be used with stones from 135mm to 215mm in length.

Stone Dimensions (W x D x H):	200 x 70 x 7mm
Overall Dimensions (W x D x H):	285 x 70 x 25mm



E

E FDW600
Folding Diamond Whetstone

Diamond whetstone supplied in a handy storage case that unfolds to act as a handle. Suitable for the sharpening of knives, scissors, cutting blades, carbon steel, HSS, tungsten and carbide tools. Combination of 400 and 600 grit surfaces. Can be used dry or with water as a lubricant, no oils are necessary.

Dimensions (W x D x H):	30 x 15 x 125mm (Folded)
-------------------------	--------------------------



F

F BG2
Diamond Grinding Wheel Dresser

Strong knurled handle for safe grip and accurate positioning. Diamond faced dressing edge for increased efficiency and extended wear lifetime. Suitable for cleaning, truing and sharpening grinding faces. Suitable for use with any bench grinder.

Length:	110mm
Grinding Face (W x D):	45.5 x 13mm



G

G BG1
Grinding Wheel Dresser

Aluminium alloy body with four star wheels. Suitable for cleaning, sharpening and truing grinding wheel surfaces. Suitable for use with any grinder.

Length:	150mm
---------	-------



A SMS01
Drill Bit Sharpener
Grinding Attachment

Ideal for use with any standard bench grinder, the grinding attachment provides quick and precise sharpening of Ø3-19mm (1/8-3/4") HSS twist drill bits with a 75mm minimum length. Features an angle gauge with four presets. Also features a rotating neck which aids grinding both sides of the drill bit.

Sizes:	Ø3-19mm (1/8-3/4")
Angle Adjustment:	41° (Countersink), 49°, 59°, 68°, 88°
Min. Drill Bit Length:	75mm



D SMS2002C
85W Chainsaw Blade
Sharpener - Quick Locating

Quick, easy and safe way to sharpen a chainsaw blade. Fitted with a ± 35° tilting vice. Will bring life back to blade, enabling safer cutting and limiting snagging. Simple to operate chain guide and angle adjustment system.

Motor Power:	85W
Supply/Plug Type:	230V/3-Pin
Power Supply Cable Length:	1.8m
No-Load Speed:	4800rpm
Wheel Diameter:	100mm
Angle Adjustment:	± 35°
Chain Sizes:	375 Pitch 'S' BL, 404 Pitch 'S', 3/8 LP 'C' STD, NK, BL, 325 Pitch 'C'
Replacement Grinding Wheel:	SMS2002C.B
Weight:	2.5kg



B SMS2001M
Manual Drill Bit Sharpener

Fast, simple and effective way to sharpen your drill bits. Suitable for use with HSS Titanium, Cobalt and Carbon Steel ranging from Ø3-10mm. Easily fits to a drill with a 43mm collar (not to be used in hammer function).

Drill Bit Range:	Ø3, 3.5, 4, 4.2, 4.5, 5, 5.5, 6, 6.5, 7, 7.5, 8, 8.5, 9, 9.5, 10mm
Collar Size:	43mm
Replacement Grinding Wheel:	SMS2001M.10



C SMS2008
Benchtop Drill Bit Sharpener

Fast, simple and effective way to sharpen your drill bits. Gives a perfect angle/sharpened head to make drilling with your bit easier. Suitable for use with HSS Titanium, Cobalt and Carbon Steel bits in range Ø3-13mm.

Motor Power:	80W
Supply/Plug Type:	230V/3-Pin
Power Supply Cable Length:	1.8m
No-Load Speed:	4200rpm
Drill Bit Range:	Ø3-13mm
Replacement Grinding Wheel:	SMS2008.10



E SMS2003
Bench Mounting Saw Blade Sharpener

Suitable for sharpening TCT saw blades from Ø90-400mm. Fitted with a Ø100mm diamond coated grinding disc for optimising TCT saw blade performance. Supplied with ceramic disc for non-TCT blades. Precision 0-25° angle adjustment allowing each tip to be sharpened exactly the same. Quick and easy-to-use, whilst also saving money on having to constantly buy new blades.

Motor Power:	110W
Supply/Plug Type:	230V/3-Pin
Power Supply Cable Length:	1.8m
No-Load Speed:	5300rpm
Wheel Diameter:	Ø100mm
Minimum Blade Diameter:	Ø90mm
Maximum Blade Diameter:	Ø400mm
Angle Adjustment:	0-25°
Diamond Grinding Wheel:	SMS2003.B
Ceramic Grinding Wheel:	SMS2003.C
Weight:	5kg



F SMS2004
Bench Mounting Multipurpose Sharpener

Portable electric multipurpose sharpener, aimed at the DIY user. Sharpens all HSS drill bits from Ø3-13mm, straight edged knives and scissors. Also re-grinds chisels and plane blades up to 50mm wide.

Motor Power:	65W
Supply/Plug Type:	230V/3-Pin
Power Supply Cable Length:	1.8m
No-Load Speed:	6700rpm
Wheel Diameter:	Ø48mm
Minimum Drill Diameter:	Ø3mm
Maximum Drill Diameter:	Ø13mm
Replacement Grinding Wheel:	SMS2004.06
Weight:	1.34kg



A SM150D

Ø150mm Cut-Off Machine with Blade

General-purpose cut-off saw suitable for semi-professional use or for the home enthusiast. Lightweight and easily transported with integral carry handle. Fitted with Ø150mm abrasive disc suitable for metal cutting. Powered by a 610W motor. Pressed steel base and saw arm with mitring vice. Fully guarded and fitted with dead man's trigger control to prevent accidental starting.



B-C SEE BELOW

Ø355mm Cut-Off Machines with Abrasive Disc

General-purpose abrasive saws suitable for site use. Supplied with abrasive disc suitable for metal cutting. Trigger operated 2480W motor and hardened gears give smooth transmission of power. Fitted with mitre vice.



D-F SEE BELOW

Cut-Off Machines with Blade

TCT blade cuts slow and cold without the need for coolant fluid. Will handle steel, wood, brass, aluminium and most plastics, without the need to change blades. Even hidden nails and screws in timber are no longer a problem. Cast steel base for added strength, while retaining portability. Fully guarded and fitted with a dead man's trigger control to prevent accidental starting.



	A	B	C	D	E	F
Model No:	SM150D	SM355D	SM355D110V	SM180B	SM355B	SM355B110V
Motor Power:	610W	2480W	2480W	1280W	2480W	2480W
Supply/Plug Type:	230V/3-Pin	230V/3-Pin	110V/Yellow - 32A-2P+E	230V/3-Pin	230V/3-Pin	110V/Yellow - 32A-2P+E
Power Supply Cable Length:	2m	2m	2m	1.7m	1.7m	1.7m
No-Load Speed:	9000rpm	3800rpm	3800rpm	3800rpm	1450rpm	1450rpm
Weight:	4.8kg	20kg	20kg	6.25kg	21kg	20kg
Disc Size:	Ø150mm	Ø355 x 3 x 25.4mm	Ø355 x 3 x 25.4mm	Ø180mm	Ø355mm	Ø355mm
Disc:	PTC/150C	PTC/355C	PTC/355C	SM180B36	SM355B72	SM355B72
Disc Type:	Abrasive	Abrasive	Abrasive	Blade	Blade	Blade

CUTTING CAPACITY GUIDE

Pipe

Box

Rectangular Box

Angle

	A	B-C	D	E-F
Model No:	SM150D	SM355D*	SM180B	SM355B*
Capacity 90° (Pipe) (1):	Ø32mm	Ø120mm	Ø50mm	Ø120mm
Capacity 90° (Box) (2 x 3):	27 x 27mm	105 x 105mm	45 x 45mm	105 x 105mm
Capacity 90° (Rectangle Box) (4 & 5):	32 x 27mm	90 x 130mm	30 x 90mm	90 x 145mm
Capacity 90° (Angle) (6):	25 x 25mm	100 x 100mm	60 x 60mm	105 x 105mm
Capacity 45° (Pipe) (1):	Ø32mm	Ø80mm	Ø32mm	Ø95mm
Capacity 45° (Box) (2 x 3):	30 x 30mm	50 x 50mm	32 x 32mm	80 x 80mm
Capacity 45° (Rectangle Box) (4 & 5):	30 x 25mm	80 x 50mm	32 x 40mm	90 x 80mm
Capacity 45° (Angle) (6):	21 x 21mm	56 x 56mm	22 x 22mm	67 x 67mm

*Same measurements for 110V models.





150mm Capacity
3-Speed



150mm Capacity
3-Speed



Both SM65 and SM5 can be used vertically.



SM5 Depth Stop.

A SM65
150mm 3-Speed Metal Cutting Bandsaw with Quick Lock Vice & Stand

Features swivel arm facility to aid angle cutting of long pieces of stock in confined work space. Supplied with quick action vice. Fully adjustable precision blade guides for accurate cutting and longer blade life. Supplied with anti-vibration feet and workshop stand.

Capacity 90° - Round:	Ø105mm
Capacity 90° - Square/Rectangular (H x W):	105 x 150mm
Capacity 45° - Round:	Ø100mm
Capacity 45° - Square/Rectangular (H x W):	85 x 65mm
Blade Size:	1638 x 13 x 0.63mm
Blade Speeds:	18, 30, 48m/min
Motor Power:	375W
Supply/Plug Type:	230V/3-Pin
Power Supply Cable Length:	1.8m
Weight:	60kg

B SM5
150mm 3-Speed Metal Cutting Bandsaw with Vice & Stand

Heavy-duty cast base and horizontal/vertical cutting arm. Saw base features integral mitring vice with scale of 45° to 90° for angle cutting and fully adjustable precision blade guides for accurate cutting and longer blade life. Stand is fitted with two wheels.

Capacity 90° - Round:	Ø115mm
Capacity 90° - Square/Rectangular (H x W):	100 x 150mm
Capacity 45° - Round:	Ø60mm
Capacity 45° - Square/Rectangular (H x W):	100 x 60mm
Blade Size:	1638 x 13 x 0.63mm
Blade Speeds:	18, 30, 48m/min
Motor Power:	375W
Supply/Plug Type:	230V/3-Pin
Power Supply Cable Length:	1.8m
Weight:	60kg

CORRECT SELECTION FOR BLADES

For long blade life, it is important to select the correct blade for the material to be cut. As an example, we indicate here the relevant blade selection information for cutting steel (box section, angle and C-section):

Material Size:	2-3mm	3-5mm	Over 5mm
Blade tpi:	18-24	14-18	8-14
Blade Speed:	24-72m per minute		

For information regarding blade selection for other materials, please contact our technical sales department on 01284 757505. Blade breakage caused by incorrect blade selection is not covered by our guarantee.

C



C SEE BELOW
Bandsaw Blades


Bandsaw blades with hardened cutting edges. Suitable for cutting steel, aluminium, brass, copper and plastics. See application list for Sealey machines these blades fit. Please note they may also fit other brand machines, just match blade size listed with machine blade specification.

Model No:	Tooth Pitch:	Sealey Applications:	Blade Size:
SM5/113/6	6tpi	SM5, SM65	1638 x 13 x 0.63mm
SM5/113/10	10tpi	SM5, SM65	1638 x 13 x 0.63mm
SM5/113	14tpi	SM5, SM65	1638 x 13 x 0.63mm
SM5/113/24	24tpi	SM5, SM65	1638 x 13 x 0.63mm

A-B SEE BELOW

Industrial Power Bandsaws

Saw arms are fitted with hydraulic damping to prevent the arm being dropped onto the workpiece and to ensure smooth cutting performance. Bow swivels up to 60° angle allowing workpiece to always sit in a central position. Coolant fluid system and main power controls are switched on individual 24V/230V circuits for extra safety. Features auto and manual shut-off switches. Heavy-duty single phase electric motor.



	A	B
Model No:	SM354CE	SM355CE
Capacity 60° - Round:	Ø70mm	Ø90mm
Capacity 60° - Square:	60mm	85mm
Capacity 45° - Round:	Ø120mm	Ø150mm
Capacity 45° - Square:	110mm	145mm
Capacity 0° - Round:	Ø170mm	Ø220mm
Capacity 0° - Square:	140mm	220mm
Capacity 0° - Rectangle (H x W):	210 x 140mm	255 x 150mm
Blade Size:	2105 x 20 x 0.9mm	2450 x 27 x 0.9mm
Blade Speed:	80m/min	72m/min
Coolant Pump Power:	25W	25W
Motor Power:	900W	1100W
Supply/Plug Type:	230V/3-Pin	230V/3-Pin
Power Supply Cable Length:	1.7m	1.7m
Overall Size (W x D x H):	1500 x 800 x 1620mm	1720 x 800 x 1810mm
Weight:	164kg	218kg



Blade Cleaner.



C SM100
100mm Power Belt Sander/Linisher

Suitable for metal and fabrication workshops. Robust construction designed for everyday use. Supplied with high quality abrasive belt. Graphite plate on the platen to reduce belt friction. Powerful 1500W 230V motor with IP54 protection. No-volt release switch fitted to aid safe operation. Bench or floor mounting (stand supplied).

Belt Size:	100 x 1220mm
Belt Speed:	19m/s
Flat Grinding Surface:	100 x 280mm
Motor Power:	1500W
Supply/Plug Type:	230V/3-Pin
Power Supply Cable Length:	1.7m
No-Load Speed:	2840rpm
Weight:	42kg

For our full range of Bench Grinders, see pages 1200 to 1203.

A SM35CE

300mm Horizontal Bandsaw with Hydraulic Arm

Saw arm is fitted with hydraulic damping to prevent the arm being dropped onto the workpiece and to ensure smooth cutting performance. Coolant fluid system and main power controls are switched on individual circuits. Heavy-duty single phase electric motor.

Capacity 90° - Round:	Ø180mm
Capacity 90° - Square/Rectangular (H x W):	180 x 300mm
Capacity 45° - Round:	Ø100mm
Capacity 45° - Square/Rectangular (H x W):	110 x 170mm
Blade Size:	2360 x 19 x 0.9mm
Blade Speeds:	34, 41, 59, 98m/min
Motor Power:	750W
Supply/Plug Type:	230V/3-Pin
Power Supply Cable Length:	1.5m
Weight:	138kg

B SM353CE

400mm Horizontal Bandsaw with Hydraulic Arm

Manufactured to comply with Supply of Machinery (Safety) Directives 1992 (and amendments) and fully CE approved. Saw arms are fitted with hydraulic damping to prevent the arm being dropped onto the workpiece and to ensure smooth cutting performance. Coolant fluid system and main power controls are switched on 24V/230V combined circuits for extra safety. Heavy-duty single phase electric motors with over-current sensor to cut power in the event of blade jam.

Capacity 90° - Round:	Ø228mm
Capacity 90° - Square/Rectangular (H x W):	228 x 355mm
Capacity 90° - Bar (H x W):	30 x 400mm
Capacity 45° - Square/Rectangular (H x W):	228 x 152mm
Blade Size:	3035 x 27 x 0.9mm
Blade Speeds:	21, 33, 42, 59m/min
No-Load Speed:	1400rpm
Motor Power:	1500W
Supply/Plug Type:	230V/3-Pin
Power Supply Cable Length:	1.2m
Weight:	279kg

C SEE BELOW

Bandsaw Blades

Bandsaw blades with hardened cutting edges. Suitable for cutting steel, aluminium, brass, copper and plastics.

Model No:	Tooth Pitch:	Applications:
SM5/113/xx	6, 10, 14, 24tpi	SM5, SM65
SM35/Bxx	4, 8, 14, 18, 24tpi	SM35CE
SM353CE/Bxx	4, 8, 14tpi	SM353CE
SM353CE/085	4/6 Vari-Pitch, Bi-Metal	SM353CE
SM354Bxx	3, 6, 14, 18, 24tpi	SM354CE
SM354B610BIM	6/10 Vari-Pitch Bi-Metal	SM354CE
SM355B14	14tpi	SM353CE

Note: Substitute xx for blade pitch at the end of Model No., i.e. SM35B/14 is 14tpi blade for SM35CE

CORRECT SELECTION FOR BLADES

For long blade life, it is important to select the correct blade for the material to be cut. As an example, we indicate here the relevant blade selection information for cutting steel (box section, angle and C-section):

Material Size:	2-3mm	3-5mm	Over 5mm
Blade tpi:	18-24	14-18	8-14
Blade Speed:	24-72m per minute		

For information regarding blade selection for other materials, please contact our technical sales department. Blade breakage caused by incorrect blade selection is not covered by our guarantee.




300mm Capacity

Mobile



400mm Capacity



See page 1116 for full details of our Cutting Oil.

D STS05

5pc Scroll Tool Jig Set

Made from 5mm steel sheet and angle iron. Ideal for making your own scrolls, suitable for bending flat, mild steel up to 20 x 3mm with no heat treatment required. Set includes one cranking, two curved and two scroll jigs.



Replacement blades for shears available.

A DC16
Sheet Metal Disc Cutter

Bench mounting, 8mm plate-steel disc cutter suitable for cutting up to 16 gauge steel sheet. Deep throat and small cutting disc allows tighter curves to be cut than traditional straight blade cutters. Ratchet action cutter blade. Suitable for car restoration work as well as general workshop use.

B SEE BELOW
Metal Cutting Shears

Manufactured from steel-plate and fitted with hardened steel shear blades for accurate cutting and long-life. Designed to be bolted to the bench. Suitable for cropping steel sheet and bar.

Model No:	Sheet:	Round Bar:	Max. Cut Length:
3S/4R	4mm*	Ø10mm*	105mm
3S/5R	5mm*	Ø11mm*	135mm
3S/6R	6mm*	Ø12mm*	175mm

*Capacity in Steel



Shown with PCB32.03. Available separately.

C PCB25
Professional Conduit Bender

Professional folding A-frame conduit bender with vice. Suitable for galvanized and black enamel conduit. Supplied with two machine cast formers - Ø20 and Ø25mm, which will bend conduit up to a maximum length of 1100mm. The vice aids cutting lengths and threading. Additional former for Ø32mm conduit available separately, order Model No. PCB32.03.

Maximum Pipe Diameter:	Ø32mm (Die not included)
Die Sizes:	Ø20, Ø25mm
Extended (W x D x H):	510 x 1030 x 1115mm
Folded (W x D x H):	510 x 145 x 1210mm



D PCB32.03
Ø32mm Former for PCB25 Conduit Bender
Ø32mm Cast former for use with a conduit bender.



E-F SEE BELOW
3-in-1 Sheet Metal Machines

Versatile 3-in-1 space-saving sheet metal working machines that bend, roll and shear up to 1mm thickness (mild steel).

	E	F
Model No:	TIO305	TIO760
Die Sizes:	25mm/1", 50mm/2" (x2), 76mm/3", 102mm/4"	28mm/1", 50mm/2", 75mm/3", 155mm/6", 203mm/8", 255mm/10"
Minimum Roller Diameter:	Ø38mm/1-1/2"	Ø38mm/1-1/2"
Workpiece Maximum Width:	305mm/12"	760mm/30"



A-B SEE BELOW

Industrial Hydraulic Pipe Benders with Stand

Tripod mounted pipe benders suitable for bending pipes up to 180° (3 x 60° bends). Compact hydraulics with integral ram. Suitable for bending DIN classified medium and heavy pipe. 2-Speed hydraulic pump gives fast positioning of pipe in dies and the power to bend pipe up to 50mm(2") on Model No. PBS90 and 75mm(3") on Model No. PBS91. Both units are supplied with interchangeable pipe dies and are packed in a heavy wooden crate for easy transportation.

	A	B
Model No:	PBS90	PBS91
Maximum Load:	9 Tonne	15 Tonne
Maximum Pipe Diameter:	Ø50mm	Ø75mm
Die Sizes:	15mm(1/2"), 20mm(3/4"), 25mm(1"), 32mm(1-1/4"), 40mm(1-1/2"), 50mm(2")	15mm(1/2"), 20mm(3/4"), 25mm(1"), 32mm(1-1/4"), 40mm(1-1/2"), 50mm(2"), 63mm(2-1/2"), 75mm(3")
Height:	700mm	700mm
Weight:	46kg	117kg



C PBF04

Floor Mounting Metal Bender

Manually operated, floor mounting metal bender. Capable of producing radiused and angled bends in strips up to 50mm wide and radiused bends in round or square stock up to 16mm thickness.

Die Diameters: 1", 1-1/4", 1-1/2", 1-3/4", 2", 2-1/2", 3"
Bending Capacity (Angle Attachment): 3/16" Flat Mild Steel; <2" Wide, 1/4" Flat Mild Steel; <1-1/4" Wide
Bending Capacity (Die): Flat Material; <5/16" x 2", Square or Round Material; <5/8"



D PBB04

Bench Mounting Metal Bender

Manually operated, bench mounting metal bender. Capable of producing radiused and angled bends in strips up to 50mm wide and radiused bends in round/ square stock up to Ø16mm diameter/side.

Die Diameters: 1", 1-1/4", 1-1/2", 1-3/4", 2", 2-1/2", 3"
Bending Capacity (Die): Flat Material; <5/16" x 2", Square or Round Material; <5/8"
Bending Capacity (Angle Attachment): 3/16" Flat Mild Steel; <2" Wide, 1/4" Flat Mild Steel; <1-1/4" Wide



E-F SEE BELOW

Hydraulic Pipe Benders

Floor standing pipe benders with fabricated steel chassis and heavy-duty hydraulics with integral pump and reservoir. Fitted with externally mounted return springs. Suitable for bending gas and air pipe from Ø15mm(1/2") up to Ø50mm(2") on Model No. PBS99/10 and Ø75mm(3") on Model No. PBS99/14. Supplied with steel dies to help prevent pipe distortion. Bends up to 180° (3 x 60° bends).

	E	F
Model No:	PBS99/10	PBS99/14
Maximum Load:	12 Tonne	16 Tonne
Maximum Pipe Diameter:	Ø50mm	Ø75mm
Die Sizes:	15mm(1/2"), 20mm(3/4"), 25mm(1"), 32mm(1-1/4"), 40mm(1-1/2"), 50mm(2")	15mm(1/2"), 20mm(3/4"), 25mm(1"), 32mm(1-1/4"), 40mm(1-1/2"), 50mm(2"), 63mm(2-1/2"), 75mm(3")
Weight:	36.6kg	62kg



G SNA9821

Drill Nibbler Attachment

Turns an electric or air drill into a versatile nibbler suitable for cutting intricate shapes in various materials. Double end punch allows handle to be removed and re-attached to opposite side for longer periods of use.

Maximum Speed:	3000rpm
Maximum Capacity:	
Steel	1.6mm
Stainless Steel	1.2mm
Brass, Plastic, Copper	2mm
Replacement Punch:	SNA9821P
Replacement Die:	SNA9821D



A DF760
760mm Bench Mounting Metal Folder
 Bench mounting sheet metal folder, fitted with mounting plates. Capable of bending up to 17 gauge steel sheet. Ideal for the small garage or restoration operation. Suitable clamps (not included) are required to secure the pressing plate for operation.
Capacity: 760mm x 17 Gauge Sheet, Ø2mm Rod



B DF600
600mm Vice Mounting Metal Folder
 Suitable for use in a sturdy bench mounted vice and capable of bending up to 22 gauge steel sheet. Ideal for small garage or restoration operation.
Capacity: 600mm x 22 Gauge Sheet, Ø2mm Rod



C DF910
910mm Floor Standing Metal Folder
 Floor standing metal folder with 910mm capacity. Manually operated and suitable for folding up to 22 gauge sheet.
Capacity: 910mm x 22 Gauge Sheet, Ø2mm Rod



D TS01
700mm Vice/Bench Mounting Sheet Metal Folder
 Bench and vice mounting sheet metal folder, fitted with mounting plates. Capable of bending up to and beyond a 90° angle. The unique patented 'endless' design and removable folding plate allows the user to fold, channel and offset any length of sheet metal up to 20 Gauge/0.91mm thick. Capable of two folds at right angles to each other to form a corner piece. With adjustable fold plate to help achieve the cleanest fold possible. Ideal for the small garage or restoration operation.
Capacity: 700mm x 20 Gauge Sheet, Ø1mm Rod



D-E Patented 'endless' design enables shaping of unlimited lengths of metal.



E TS02
1000mm Floor Standing Sheet Metal Folder
 Floor standing sheet metal folder, fitted with mounting plates. Capable of up to and beyond a 90° angle. The unique patented 'endless' design and removable folding plate allows the user to fold, channel and offset any length of sheet metal up to 20 Gauge thick, by simply moving the sheet as required after each fold. With adjustable fold plate to help achieve the cleanest fold possible. Ideal for the small garage or restoration operation. When not in use, can be folded away quickly and easily for compact storage.



Vice Materials Explained

Our range of vices are manufactured from a variety of different materials. Each material has its own advantages making them suitable for different applications, though all are suitable for general purpose use.

STEEL

- Steel has low damping capacity but is more malleable and less brittle than iron, meaning that it can handle higher tensile stresses.
- All steel vices are the most suitable for high impact use.

CAST IRON

- Cast iron has strength under pressure and high shock-absorbing capabilities.
- Cast iron vices are suitable for frequent use.

SG IRON

- SG (spheroidal graphite) iron, also known as ductile iron, is a graphite rich cast iron.
- Defined by its superior impact and fatigue resistance meaning that it is less brittle and suitable for heavy workshop use.



A SEE BELOW



Steel Fabricated Vices

Steel fabricated bench mounting vices with smooth clamping action. Features anvil at rear enabling a variety of metalworking applications. Ideal for the DIY enthusiast and light garage use. Fixed base enable units to be directly mounted to workbench.

Model No:	Jaw Width:	Jaw Opening:	Weight:
S01081	100mm	100mm	3.4kg
S01082	125mm	125mm	4.4kg
S01083	150mm	150mm	5.15kg



B

C

2 YEAR GUARANTEE*

HEAVY DUTY

B-C SEE BELOW

Cast Iron Fixed Base Vices

Bench mounting vices with cast iron body and replaceable, serrated, steel jaws. Features smooth rolled thread for accurate and strong clamping and fitted with an anvil enabling a variety of metalworking applications. Suitable for workshop, garage and machine shop use. Fixed bases enable units to be directly mounted to workbench. 2 Year guarantee* against breakage.

Model No:	Jaw Width:	Jaw Opening:	Weight:	Optional Swivel Adaptor Plate:
B E Range				
CV100E	100mm	100mm	5.4kg	n/a
CV125E	125mm	125mm	9.7kg	n/a
CV150E	150mm	150mm	15kg	n/a
CV200E	200mm	200mm	22kg	n/a
C XT Range				
CV100XT	100mm	100mm	9kg	CVXTB100
CV125XT	125mm	125mm	15kg	CVXTB125
CV150XT	150mm	150mm	23kg	CVXTB150
CV200XT	200mm	200mm	35kg	CVXTB200



D


5 YEAR GUARANTEE*

D SEE BELOW

All Steel Vices


Bench mounting, heavy-duty steel vices suitable for workshop, garage and machine shop use. Fixed base directly mounts onto workbench. All models in this series feature an anvil. 5 Year guarantee* against breakage.

Model No:	Jaw Width:	Jaw Opening:	Weight:	Optional Swivel Adaptor Plate:
ASV100	100mm	118mm	6.38kg	n/a
ASV150	150mm	150mm	12.7kg	n/a
ASV200	200mm	200mm	18.6kg	VSB8
ASV250	250mm	250mm	21.7kg	n/a
ASV300	300mm	300mm	32.8kg	n/a



E

HEAVY DUTY



F

EXTRA HEAVY DUTY



G-J

G-J SEE BELOW

Swivel Bases

360° Swivel base adaptor for XT vice range.

Model No:	Applications:
G CVXTB100	CV100XT
H CVXTB125	CV125XT
I CVXTB150	CV150XT
J CVXTB200	CV200XT

E SEE BELOW

SG Iron Vices

Bench mounting SG iron vices, impact and fatigue resistant, suitable for professional applications. Features jaws made from high carbon steel to provide long-life durability and a heavy-duty anvil strong enough to withstand the rigours of daily use. Precision engineered screw thread ensures smooth and easy jaw operation. Swivel base mounts directly onto workbench. 2 Year guarantee* against breakage.

2 YEAR GUARANTEE*

Model No:	Jaw Width:	Jaw Opening:	Weight:
SGV150	150mm	150mm	14.4kg
SGV200	200mm	200mm	20.5kg

F SEE BELOW

SG Iron Industrial Vices

Bench mounting, extra-heavy-duty SG iron vices suitable for workshop, garage and machine shop applications. Features replaceable hardened and tempered high quality steel jaws. Precision engineered screw thread enables effortless jaw opening/closing. Fixed base mounts directly onto workbench. Lifetime guarantee* against manufacturing defects. Also available are swivel vice plate adaptors as an optional extra for all models in the USV range.

LIFETIME GUARANTEE*

Model No:	Jaw Width:	Jaw Opening:	Weight:	Optional Swivel Adaptor Plate:
USV150	150mm	205mm	21kg	USVB150
USV200	200mm	200mm	25.1kg	USVB200




A SEE BELOW

Quick Action Swivel Base SG Iron Vices

Manufactured to a high standard from SG iron enabling use for both professional and DIY applications. Units are fitted with a smooth swivel base to enable clamping at multiple angles. Features a quick jaw release system for time-saving and increased versatility. Supplied with replaceable high quality steel jaws and an anvil enabling a variety of metalworking applications.

Model No:	Jaw Width:	Jaw Opening:	Weight:
QAVE100	100mm	100mm	5.5kg
QAVE125	125mm	125mm	8.7kg



B SEE BELOW

Quick Action Swivel Base Cast Iron Vices

Time-saving bench mounting swivel base vices with heavy-duty cast iron bodies. Features a side lever for engaging/disengaging main clamp, enabling smooth quick-slide action to and from workpiece. Includes both, high quality replaceable serrated steel jaws and pipe clamping jaws, with a heavy-duty anvil at the back enabling a variety of workshop applications.

Model No:	Jaw Width:	Jaw Opening:	Weight:
QAV150	150mm	203mm	23kg
QAV200	200mm	254mm	32.7kg




C MFV150

150mm Multifunction Swivel Base Cast Iron Vice

Bench mounting vice with cast iron body and replaceable, diamond pattern face jaws. Features a 360° swivel base and moving body that include 3-jaws: straight, pipe and V-jaws. Includes a large anvil and two scale rulers for accurate work. Suitable for workshop, garage and machine shop use. 2 Year guarantee* against breakage.

Jaw Opening:	125mm
Jaw Width:	150mm
Overall Height:	220mm
Weight:	19kg
Optional Accessory:	VSJ150 - Soft Jaws




D-E SEE BELOW

Anvils

Bench mounting cast iron anvils, featuring single bick and rectangular working surface.

Model No:	Working Surface (W x D):	Size (W x D x H):	Weight:
D ANV5	115 x 68mm	215 x 102 x 112mm	5kg
E ANV11	170 x 90mm	285 x 120 x 136mm	11kg



F SEE BELOW

Soft Jaws for Vices

Suitable for protecting soft materials that require clamping in a vice. Aluminium body with soft rubber front helps prevent markings or damage to the workpiece. Fitted with heavy-duty magnetic strip on the back to adhere to the vice jaws preventing movement when clamping.

Model No:	VSJ100	VSJ125	VSJ150
Size:	100mm	125mm	150mm



A CV50
50mm Portable Bench & Table Vise with 360° Swivel Base

Portable vice, ideal for home, workshop and professional use. Perfect for woodworking, sawing, drilling, metalworking, sanding or planing. 360° Swivel base, perfect for a wide range of clamping angles. Rotate the vice into the perfect position to work on. Fitted with a bench clamp, making it quick and easy to install and remove from any workbench.

Jaw Width:	50mm
Jaw Opening:	50mm
Weight:	1.5kg



B-C SEE BELOW
Swivel Base Compound Cross Vices

Swivel base compound cross vices (X + Y Axis) with scale on base. Cast iron construction with precision machined compound slides. Fitted with replaceable steel jaws, locking slides and Metric calibrated lead screws. Suitable for both drilling and milling tasks.

	B	C
Model No:	CV4	CV6
Jaw Width:	102mm	150mm
Throat Depth:	38mm	42mm
Jaw Opening:	90mm	150mm
Overall Height:	168mm	186mm
Travel:	205mm	240mm
Weight:	12.5kg	20.3kg



D-E SEE BELOW
Professional Cross Vices

Fixed base (X + Y Axis) cast iron construction for strength and durability. Ideal for drilling and milling operations. Built with greater tolerances and finer threads with clear and accurate ($\pm 0.05\text{mm}$) lateral and longitudinal scales, allowing more precise setting of the workpiece.

	D	E
Model No:	CV4P	CV6P
Jaw Width:	100mm	150mm
Throat Depth:	35mm	40mm
Jaw Opening:	75mm	135mm
Overall Height:	155mm	170mm
Longitudinal Travel:	80mm	110mm
Lateral Travel:	120mm	150mm



F SEE BELOW
Drill Vices

Cast construction with machined foot and articulated threaded handle. Fitted with replaceable steel jaws.

Model No:	Jaw Width:	Throat Depth:	Jaw Opening:
DPV3	75mm	20mm	75mm
DPV4	100mm	30mm	110mm
DPV5	125mm	30mm	130mm
DPV6	150mm	30mm	145mm



G SEE BELOW
Professional Drill Vices

Steel construction with stepped jaws and machined foot. Suitable for handheld use or for drill table mounting using two bolt-slides machined into the casting. Fitted with replaceable jaws.

Model No:	Jaw Width:	Throat Depth:	Jaw Opening:
100DV	100mm	30mm	90/100mm
120DV	132mm	38mm	120/130mm



H DV3D
3-Way 100mm Drill Vice

3-Way mounting, on side, end or base. Recommended for use on any pillar drill, milling machine or surface grinder. Accurately ground surfaces ensure squareness in three planes.

Jaw Width:	100mm
Jaw Opening:	90mm
Throat Depth:	30mm



I WV175I
Woodworking Vice

Heavy-duty cast plate suitable for under bench mounting. Smooth action lead screw allows positive adjustment of clamp.

Jaw Width:	175mm
Jaw Opening:	150mm
Jaw Height:	65mm
Dimensions (W x D x H):	178 x 260 x 100mm

J PV63B
85mm Bench Mounting Pipe Vice
 Cast frame and base with mounting holes. Hinged design for easy insertion of pipe into vice. Suitable for electrical conduits and air installations.
Capacity: Ø10-85mm





A WB100
3pc Miniature Wire Brush Set
 Composite stocked brush set with contoured soft grip handles and hanging holes. Stainless steel, nylon and brass filled heads suitable for cleaning spark plugs and smaller engineering components.

Length Fill/Overall:	40/180mm
Fill Pattern:	3 x 7



B AK9791
3pc Miniature Brush Set
 Composite stocked brush set with hanging holes. Comprised of steel, nylon and brass filled heads. Suitable for cleaning spark plugs and smaller engineering components.

Length Fill/Overall:	40/180mm
----------------------	----------



C AK9801
3pc Auto Engineer's Wire Brush Set
 Composite handles with hanging holes. Small and medium (35 and 90mm headed) brass filled brushes for components such as glow/spark plugs and contacts and a large steel filled brush (90mm head) for removal of rust and welding slag.

Length Fill/Overall:	90/225mm Steel, 35/175mm Brass, 90/225mm Brass
----------------------	--



D WB102
Wire Brush with Steel Fill
 Composite stocked brush with a contoured soft grip handle and hanging hole. Black high carbon steel filled head suitable for general purpose applications.

Length Fill/Overall:	120/255mm
Fill Pattern:	2 x 16, 2 x 17



E WB105
Wire Brush with Stainless Steel Fill & Scraper
 Composite stocked brush with a contoured soft grip handle and hanging hole. Stainless steel filled head suitable for general purpose applications. Fitted with steel scraper.

Length Fill/Overall:	160/345mm
Fill Pattern:	3 x 19



F WB05Y
Stainless Steel Wire Brush - Plastic Handle
 Composite handle with curved, folded alloy stock. Stainless steel filament fill.

Length Fill/Overall:	120/250mm
----------------------	-----------



G WB02
Engineer's Wire Brush with Steel Fill
 Wooden stocked brush with steel fill. Suitable for general purpose applications.

Length Fill/Overall:	130/260mm
Fill Pattern:	4 x 16



H WB03
Engineer's Wire Brush with Steel Fill & Scraper
 Wooden stocked brush with steel fill. Fitted with steel scraper. Suitable for general purpose applications.

Length Fill/Overall:	130/260mm
Fill Pattern:	4 x 16



I-J SEE BELOW
Brassed Steel Wire Brushes with Plastic Handle
 Composite handle with curved, folded alloy stock. Brassed steel filament fill.

Model No:	Pack Quantity:
I WB05DB24	Display Box of 24
J WB05/R	1
Length Fill/Overall:	120/250mm



K WB06
2pc Wire Brush Set
 Skeletal handle with crimped steel fill. Suitable for general purpose applications.

Length Fill/Overall:	60/210mm, 80/230mm
----------------------	--------------------



L WB06N
2pc Nylon Brush Set
 Skeletal handle with stiff nylon fill.

Length Fill/Overall:	60/210mm, 80/230mm
----------------------	--------------------




A S0527
150mm Junior Hacksaw with Spare Blade
 Steel construction with bright chrome plating. Supplied with finger guard and two 150mm blades.
Replacement Blades (Pack of 10): S0527.B



B AK8680
150mm Junior Hacksaw with Adjustable Blade
 Rigid die-cast aluminium frame with comfortable composite handle. Multi-position clamp permits blade to be mounted at different angles. Supplied with 150mm general-purpose blade.
Replacement Blades (Pack of 10): S0527.B



C AK8683
150mm Mini Hacksaw with Adjustable Blade
 Composite frame and handle with comfortable rubberised grip. Multi-angle adjustment for fast and accurate cutting. Supplied with high carbon steel blade suitable for cutting a variety of materials.
Replacement Blades (Pack of 10): S0527.B



D S0527.B
150mm Junior Hacksaw Blade - Pack of 10
 150mm Hacksaw blades suitable for Model No. S0527. Supplied in pack of 10.




G AK8695
Mini Hacksaw with Bi-Metal Blade
 Comfort foam dipped handle and composite frame for lightweight and easy handling, make it ideal for use in confined spaces. Accepts 250, 300mm and even broken blades. Supplied with quality Bi-Metal hacksaw blade suitable for cutting a variety of materials.



E S0481
300mm Hacksaw
 Lightweight design with profiled handle for comfortable grip. Accepts standard 12"/300mm HSS and Bi-Metal blades. Quick and easy blade change. Supplied with blade.



F S0865
2pc Engineer's Hacksaw Set
 2-Piece set comprising 300mm engineer's hacksaw and 150mm junior hacksaw. Engineer's hacksaw features a die-cast handle and stock with lightweight aluminium frame. Twin (45° and 90°) blade positions for comfortable and accurate cutting. Junior hacksaw features an aluminium frame and comfortable composite handle. Multi-position clamp permits blade to be mounted at different angles. Both supplied with a carbon steel blade suitable for cutting a variety of materials.
150mm Replacement Blades (Pack of 10): S0527.B



H AK69073
High Leverage Aviation Tin Snip Set
 Drop-forged, Chrome Molybdenum, tempered steel blades with serrated jaws. Self-opening, spring action handles with composite, contoured, colour-coded grips with safety catch.
Contents: Left, Right, Straight Cut

I AK503
190mm Wire Rope/Spring Cutter
 High carbon steel blades, hardened, tempered and polished. Cuts up to Ø5mm wire rope and Ø1.5mm spring wire. Spring loaded handles with vinyl grip and safety lock.
Capacity: Ø5mm (Wire Rope), Ø1.5mm (Spring Wire)
Length: 190mm





A S01101
300mm Engineer's Hacksaw
 Square tubular hacksaw frame with aluminium handle and rubberised grips. Twin (45° and 90°) blade positions for comfortable and accurate cutting. Supplied with carbon steel hacksaw blade suitable for cutting a variety of materials.



B AK869
300mm Professional Hacksaw
 Die-cast handle and stock with blade storage facility. No tools required to change blade. Twin blade positions (45° and 90°) for comfortable and accurate cutting. Supplied with quality Bi-Metal hacksaw blade suitable for cutting a variety of materials.



C AK8684
300mm Professional Hacksaw with Adjustable Blade
 Composite handle with comfortable rubberised grip. Lightweight metal frame with integral blade storage facility. Multi-angle adjustment for fast and accurate cutting. Supplied with high carbon steel blade suitable for cutting a variety of materials.



Multi-angle blade adjustment.



D-E SEE BELOW
Mini Mitre Boxes
 Made from high strength plastic. Boxes can be fixed to the workbench via two fixing holes.


	D	E
Model No:	MB01	MB02
Size:	250 x 85 x 50mm	310 x 170 x 110mm
Preset Cutting Angles:	2 x 45°, 90°	2 x 45°, 2 x 22.5°, 1 x 90° and a 45° Bevel Cut Guide
Max. Width of Cut:	50mm	200mm
Max. Depth of Cut:	34mm	83mm



F AK8685
300mm Professional Hacksaw
 Robust composite frame with comfortable rubberised grips. Features integral blade storage facility and quick change blade mechanism. Twin blade positions (45° and 90°) for comfortable and accurate cutting. Supplied with high carbon steel blade suitable for cutting a variety of materials.





Integral blade storage.



G SEE BELOW
Bi-Metal Hacksaw Blades HSS
 Flexible Bi-Metal HSS blades with superior performance on a wide range of materials.

Model No:	Tooth Pitch:	Pack Qty:
HSB0218	18tpi	2
HSB0224	24tpi	2
HSB0232	32tpi	2
HSB1018	18tpi	10
HSB1024	24tpi	10
HSB1032	32tpi	10
HSB5024	24tpi	50





A-L SEE BELOW

Engineer's Files

Double cut files for faster removal of material from workpiece. Features comfort grip handles with hanging holes.

	A	B	C	D	E	F
Model No:	AK5731	AK5732	AK5733	AK5734	AK5735	AK5736
Length:	200mm	200mm	200mm	200mm	200mm	200mm
Type:	Half-Round	Round	Square	3-Square	Flat Taper	Flat Hand
	G	H	I	J	K	L
Model No:	AK5801	AK5802	AK5803	AK5804	AK5805	AK5806
Length:	150mm	150mm	150mm	150mm	150mm	150mm
Type:	Half-Round	Round	Square	3-Square	Flat Taper	Flat Hand



M-Q SEE BELOW

Smooth Cut Engineer's Files

Smooth cut files for a finer finish to the workpiece. Feature comfort grip handles with hanging holes.

	M	N	O	P	Q
Model No:	AK5861	AK5862	AK5863	AK5864	AK5865
Contents:	200mm Half-Round	200mm Round	200mm Square	200mm 3-Square	200mm Flat



R TBT09

5pc Engineer's File Set with Tool Tray

Tool Tray with Engineer's File Set. Suitable for selected Superline PRO® and Premier Tool Chests.

Contents:	Half-Round, Round, Square, 3-Square, Flat
Tray Size (W x D x H):	176.5 x 397 x 55mm



A NEW
AK586
5pc 200mm Engineer's Smooth Cut File Set
Popular set of assorted smooth cut files with comfort grip handles. Each file is double cut for faster removal of material from workpiece.
Contents: 200mm Smooth Cut; Half-Round, Round, Square, 3-Square, Flat




B
AK578
10pc Engineer's & Needle File Set
Selection of popular engineer's second cut coarse files and needle files with soft grip handles for comfort and control. Each file is double cut for faster removal of material from workpiece.
Contents: 200mm Engineer's Files; Half-Round, Round, Flat, 3-Square, 90mm Needle Files; Half-Round, Round, Flat, Flat Taper, Square, 3-Square



C
AK580
6pc 150mm Engineer's File Set
Popular set of assorted second cut coarse files with comfort grip handles. Each file is double cut for faster removal of material from workpiece. Supplied in storage pouch.
Length: 150mm
Contents: Half-Round, Round, Square, 3-Square, Flat, Hand File



D
AK572
3pc 200mm Engineer's File Set
Popular set of assorted second cut coarse files with comfort grip handles. Each file is double cut for faster removal of material from workpiece.
Length: 200mm
Contents: Flat, Half-Round, Round



E
AK573
5pc 200mm Engineer's File Set
Popular set of assorted second cut coarse files with comfort grip handles. Each file is double cut for faster removal of material from workpiece.
Length: 200mm
Contents: Half-Round, Round, Square, 3-Square, Flat



F NEW
AK582
8pc 200mm File & Rasp Set
Selection of popular second cut medium-coarse files and wood rasps. Soft grip handles for comfort and control. Supplied in a pouch.
Contents: 200mm Second Cut Engineer's Files; Square, Half-Round, Round, Flat, Square, Hand File, 200mm Wood Rasps; Half-Round, Round



G
S0629
4pc 200mm File Set
Selection of popular second-cut files with soft grip handles for comfort and control.
Length: 200mm
Contents: Round, 3-Square, Flat, Half-Round



H NEW
S0573
5pc 200mm Interchangeable File Set
Popular set of assorted second cut coarse files with interchangeable comfort grip handle. Each file is double cut for faster removal of material from workpiece.
Contents: 200mm; Round, 3-Square, Flat, Half-Round, Square
Overall Length: 320mm
Weight: 0.68kg



GLOVES
See our range of gloves on pages 1284 to 1287.



A S0628
6pc Needle File Set

Selection of popular needle files with soft grip handles for comfort and control.


Contents:	Round, 3-Square, Flat, Half-Round, Square, Equaling
File Length:	100mm
Overall Length:	150mm



B S0896
10pc Diamond Needle File Set

Comprehensive set of diamond files with soft grip handles for comfort and control. Supplied in storage pouch.

Contents:	Flat Parallel, Flat Taper, Half-Round, 3-Square, Square Form, Round Form, Oval Form, Knife Form, Crossing File, Barrette File
File Length:	100mm
Overall Length:	150mm



C AK576
10pc Needle File Set

Popular sized needle files. Vinyl dipped handle shafts for extra comfort. Average overall length 140mm.


Contents:	Flat Parallel, Flat Taper, Half-Round, 3-Square, Square Form, Round Form, Oval Form, Knife Form, Crossing File, Barrette File
------------------	---



D S05781
16pc Engineer's & Needle File Set

Selection of popular engineer's second cut coarse files and needle files. Soft grip handles for comfort and control. Each file is second cut for faster removal of material from workpiece. Supplied with canvas storage case.

Contents:	200mm Engineers Files; Round, Half-Round, 3-Square, Flat Taper, 140mm Needle Files; Flat Parallel, Half-round, 3-Square, Square, Round, Flat Taper, Knife Form, Barrette, Crossing, Oval Form, Joint Round Edge, Feather Edge
------------------	---



E AK577
10pc Diamond Needle File Set

Popular sized diamond needle files. Vinyl dipped handle shafts for extra comfort. Overall length 140mm.

Contents:	Flat Parallel, Flat Taper, Half-Round, 3-Square, Square Form, Round Form, Oval Form, Knife Form, Crossing File, Barrette File
------------------	---



F SCSS2
Combination Sharpening Stone

Combination silicone carbide sharpening stone with fine and medium grades. Supplied in a plastic box with pre-cut holes in the base which can be secured and hold the stone when in use, allowing for safe and easy use.


Stone Dimensions (W x D x H):	202 x 50 x 25mm
Case Dimensions (W x D x H):	210 x 57 x 30mm



G FDW600
Folding Diamond Whetstone

Diamond whetstone supplied in a handy storage case that unfolds to act as a handle. Suitable for the sharpening of knives, scissors, cutting blades, carbon steel, HSS, tungsten and carbide tools. Combination of 400 and 600 grit surfaces. Can be used dry or with water as a lubricant, no oils are necessary.

Dimensions (W x D x H):	30 x 15 x 125mm (Folded)
--------------------------------	--------------------------




H SCSS1
Combination Diamond Sharpening Whetstone with Adjustable Stone Holder

Diamond whetstone, for quick and easy sharpening of knives, chisels, scissors, cutting blades and other edged implements. Combination of 400 and 1000 grit surfaces. Whetstone will sharpen carbon steel, high-speed steel (HSS) and tungsten carbide. Can be used wet (with water as a lubricant) or dry. Supplied with an adjustable robust non-slip holder which can be used with stones from 135mm to 215mm in length.

Stone Dimensions (W x D x H):	200 x 70 x 7mm
Overall Dimensions (W x D x H):	285 x 70 x 25mm





MM
Split Dies

A-G SEE BELOW

Split Dies

High quality steel split dies. Precision engineered with accurately cut threads. Supplied with plastic storage case.

	A	B	C	D	E	F	G
Model No:	SSDM3	SSDM4	SSDM5	SSDM6	SSDM8	SSDM10	SSDM12
Size:	M3 x 0.5mm	M4 x 0.7mm	M5 x 0.8mm	M6 x 1mm	M8 x 1.25mm	M10 x 1.5mm	M12 x 1.75mm
Diameter:	Ø25mm(1")	Ø25mm(1")	Ø25mm(1")	Ø25mm(1")	Ø25mm(1")	Ø25mm(1")	Ø25mm(1")




H AK3009

9pc Split Die Set

Manufactured from high quality alloy steel. Includes a zinc alloy steel die holder with retention screws and steel knurled handles. Stored in a portable steel storage case.

Contents: 3 x 0.5, 4 x 0.7, 5 x 0.8, 6 x 1, 7 x 1, 8 x 1.25, 10 x 1.5, 12 x 1.75mm, Die Holder



MM

A-O SEE BELOW

2pc Tap Sets (Taper & Plug)

High quality 2pc steel tap sets featuring plug and taper taps. Precision engineered with accurately cut threads. Supplied with plastic storage case.

	I	J	K	L	M	N	O
Model No:	TSM3	TSM4	TSM5	TSM6	TSM8	TSM10	TSM12
Size:	M3 x 0.5mm	M4 x 0.7mm	M5 x 0.8mm	M6 x 1mm	M8 x 1.25mm	M10 x 1.5mm	M12 x 1.75mm



MM

P AK304M
10pc Tap Set

Taps manufactured from high quality tungsten steel hardened and tempered for long-life.


Contents: 3 x 0.5, 4 x 0.7, 5 x 0.8, 6 x 1, 7 x 1, 8 x 1.25, 9 x 1.25, 10 x 1.5, 12 x 1.75mm, 1/8" - 28BSP



Q
500ml
MADE IN THE UK
MADE IN THE UK

Q SCSCF400
500ml Tapping & Cutting Fluid

High quality tapping and cutting fluid. Suitable for a wide range of machining and drilling operations. High viscosity with excellent lubricating properties.




R
21pc
MM

R AK3021
21pc Tap Set

Manufactured from high quality alloy steel. Includes a taper, plug and bottom tap in each size. Stored in a portable steel storage case.


Contents: 3 x 0.5, 4 x 0.7, 5 x 0.8, 6 x 1, 8 x 1.25, 10 x 1.5, 12 x 1.75mm (1x Plug, 1x Taper, 1x Bottom Tap of each)



A AK9799
3pc T-Handle Tap Wrench Set

General-purpose tap wrenches for tapping and reaming. Solid jaw design and heavy knurled cap. Supplied in pouch.

Contents: Maximum Square Size;
 Small Wrench - 3.9mm, Medium Wrench - 5mm,
 Large Wrench - 7mm



B-C SEE BELOW
M5-M12 Ratchet Tap Wrenches

Manufactured from hardened steel with plated finish, full ratchet facility with forward, reverse and locking action with multi-positional sliding T-bar. Ideal for use in confined spaces.


	B	C
Model No:	AK879W	AK879WL
Capacity:	M5-M12	M5-M12
Length:	105mm	290mm



D AK872
2pc Adjustable Tap Socket Set

Manufactured from carbon steel. Use for accurate tapping and reaming in tight spaces. Fits onto 3/8" Sq drive ratchets. Knurled ring twists to help tighten taps securely. Fits taps with shank size up to 10mm.


Contents: Maximum Square Size: 4mm, 7mm



E AK3027
5pc Bi-Directional Ratchet Tap & Die Holder Set - Metric

Consists of long handled 72-tooth reversible ratchet, die holder with three retention screws suitable for dies M3 to M12, tap holder, 3mm hex key and T-bar. Supplied in a heavy-duty storage case with foam inlays.


Tap Holder Range:	M3-M12
Die Holder Range:	M3-M12



G AK317DH
Ø25 x 9mm Die Holder Three Screw with Alignment Mechanism

Three screw pattern with alignment mechanism.

Die Holder Range: Ø25 x 9mm



F AK727
200mm Tap Wrench

Professional style steel tap wrench with sliding jaws. Suitable for tap sizes between M3 and M12.

Capacity:	M3-M12
Length:	200mm





A AK322
12pc Tap & Die Set - Metric
 High carbon steel taps and dies. Dies feature machined lead-ins for ease of use. Set includes one T-Bar style tap wrench and one steel die holder with retention screw, suitable for dies from M3 up to M8 (included in this set).

Contents: Taps & Dies; 3 x 0.5, 4 x 0.7, 5 x 0.8, 6 x 1, 8 x 1.25mm, T-Bar Tap Wrench, Die Holder



MM Split Dies

D AK301
40pc Tap & Die Set Split Dies - Metric
 High carbon steel taps and dies. Dies with machined lead-ins for ease of use. Set includes one long handled adjustable tap wrench with professional type sliding jaw. Steel die holder with retention screw, suitable for dies from M3 up to M12. Also includes T-Bar type tap wrench, screwdriver and thread gauge. Supplied in storage case.

Contents: Taps & Dies; 3 x 0.5, 3 x 0.6, 4 x 0.7, 4 x 0.75, 5 x 0.8, 5 x 0.9, 6 x 0.75, 6 x 1, 7 x 0.75, 7 x 1, 8 x 1, 8 x 1.25, 10 x 1.25, 10 x 1.5, 12 x 1.5, 12 x 1.75mm, 1/8" NPT, Tap Wrench, T-Bar Tap Wrench, Die Holder, Thread Gauge, Screwdriver




B AK321
17pc Tap & Die Set - Metric
 High quality carbon steel taps and dies. Dies have machined lead-ins for ease of use. Includes one long handled adjustable tap wrench with professional type sliding jaw. Steel die holder with retention screws, suitable for dies from M3 up to M12 and metric thread gauge. Supplied in storage case.

Contents: Taps & Dies; 3 x 0.5, 4 x 0.7, 5 x 0.8, 6 x 1, 8 x 1.25, 10 x 1.5, 12 x 1.75mm, Tap Wrench, Die Holder, Thread Gauge



E AK3039HM
39pc Tap & Hex Die Set - Metric
 High quality carbon steel taps and dies. Features hex shaped dies providing a more secure fit in the die holder. Dies can also be used with a socket or spanner. Set includes T-handled tap wrench, long handled adjustable tap wrench, die holder with retention screw, screwdriver and metric thread gauge. Supplied in storage case.

Contents: Taps & Dies; 3 x 0.5, 3 x 0.6, 4 x 0.7, 4 x 0.75, 5 x 0.8, 5 x 0.9, 6 x 1, 7 x 1, 8 x 1.25, 9 x 1, 9 x 1.25, 10 x 1.25, 10 x 1.5, 11 x 1.5, 12 x 1.5, 12 x 1.75, 1/8"-28BSP, Tap Wrench, T-Handle Tap Wrench, Die Holder, Thread Gauge, Screwdriver



C NEW
AK3024IMP
24pc Tap & Split Die Set - Imperial
 Precision machined, carbon steel taps and dies. Dies are split to facilitate the fine adjustment of core diameter. Set includes imperial coarse and fine sizes. Includes double-ended tap wrench and die holder with retention screw. Supplied in metal case.

Contents: Tap and Dies; 1/4"-20, 1/4"-28, 5/16"-18, 5/16"-24, 3/8"-16, 3/8"-24, 7/16"-14, 7/16"-20, 1/2"-13, 1/2"-20, 1/8"-27 & Double-Ended Tap Wrench & Die Holder with Retention Screw



F NEW
AK3086HIM
86pc Hexagonal Tap & Die Set Metric/Imperial
 High quality alloy steel taps and dies. Set contains both imperial and metric sizes. Features hex shaped dies providing a more secure fit in the die holder. Dies can also be used with a socket or spanner. Set includes T-handled tap wrench, double-ended tap wrench, die handle, metric and imperial thread gauge and screwdriver. Supplied in metal case.

Contents: Metric Taps & Dies; M3 x 0.5, M4 x 0.7, M5 x 0.8, M6 x 1, M7 x 1, M8 x 1, M8 x 1.25, M9 x 1.25, M10 x 1.5, M10 x 1.25, M11 x 1.5, M11 x 1.25, M12 x 1.5, M12 x 1.75, M14 x 2, M14 x 1.5, M16 x 2, M16 x 1.5, Imperial Taps & Dies; 1/2"-13, 1/2"-20, 1/4"-20, 1/4"-28, 1/8"-27, 3/8"-16, 3/8"-24, 5/8"-11, 5/8"-18, 5/16"-18, 5/16"-24, 7/16"-14, 7/16"-20, 9/16"-12, 9/16"-18, 4-40, 6-32, 8-32, 10-24, 10-32, 12-24, T-handled Tap Wrench, Double-Ended Tap Wrench, Die Handle, Metric & Imperial, Screwdriver

A



WW

Split Dies

A AK3028BSW
28pc Tap & Die Set Split Dies Imperial BSW

British Standard Whitworth (BSW) high quality alloy steel taps and dies. Split dies with machined lead-ins. Die holder features self-centring mechanism for straight and accurate thread cutting. Set includes taps (taper & plug) and dies in each size, tap wrench, T-bar tap wrench, die holder, thread gauge. Supplied in storage case.

Contents: Taps (Taper & Plug) & Dies; 1/8" x 40, 5/32" x 32, 3/16" x 24, 1/4" x 20, 5/16" x 18, 3/8" x 16, 7/16" x 14, 1/2" x 12, Die Holder, Thread Gauge (BSW), T-Handle Tap Wrench, Tap Wrench

B



MM

Split Dies

B AK3028
28pc Mechanic's Tap & Die Set Split Dies Metric

High quality alloy steel taps and dies. Split dies with machined lead-ins for ease of use. Die holder features self-centring mechanism for straight and accurate thread cutting. Set includes taper and plug taps, T-handled tap wrench and Metric screw pitch gauge. Supplied in storage case.

Contents: Taps & Dies; 3 x 0.5, 3.5 x 0.6, 4 x 0.7, 5 x 0.8, 6 x 1, 8 x 1.25, 10 x 1.50, 12 x 1.75mm, Tap Wrench, T-Bar Tap Wrench, Die Holder, Thread Gauge

C



MM IMP

Split Dies

C AK3033
33pc Tap & Die Set Split Dies Metric/UNF/BSP

High quality steel taps and dies. Split dies with machined lead-ins for ease of use. Die holder features self-centring mechanism for straight and accurate thread cutting. Set includes T-handled tap wrench, Metric screw pitch gauge and slotted 5mm screwdriver. Supplied in storage case.

Contents: Taps & Dies; 3 x 0.5, 4 x 0.7, 5 x 0.8, 6 x 1, 8 x 1.25, 10 x 1.5, 12 x 1.75, UNF 1/4"-28, 5/16"-24, 3/8"-24, 7/16"-20, 1/2"-20, BSP 1/8"-28, 1/4"-19, Tap Wrench, T-Bar Tap Wrench, Die Holder, Thread Gauge, Screwdriver

D



MM

Split Dies

D AK3037
37pc Tap & Die Set Split Dies Metric

High carbon steel tap and die set including screw pitch gauge and dies with machined lead-ins for ease of use. Set includes one long handled adjustable tap wrench with professional type sliding jaw, steel die holder with three retention screws and a T-Bar type tap wrench. Supplied with taper and plug taps alongside the equivalent sized dies. Die holder suitable for sizes ranging from M3 up to M12 as supplied. Includes screwdriver and eight HSS drill bits (sizes 2.5-10.3mm). Supplied in storage case.

Contents: Taper/Plug Taps & Dies; 3 x 0.5, 3.5 x 0.6, 4 x 0.7, 5 x 0.8, 6 x 1, 8 x 1.25, 10 x 1.5, 12 x 1.75, Steel Die Holder, Tap Wrench, T-Bar Tap Wrench, HSS Drill Bits; 2.5, 2.9, 3.3, 4.2, 5, 6.8, 8.5, 10.3mm, Screwdriver, Thread Gauge

E



MM

Split Dies

E AK3040
40pc Tap & Die Set Split Dies Metric

High quality alloy steel taps and dies. Split dies with machined lead-ins for ease of use. Die holder features self-centring mechanism for straight and accurate thread cutting. Set also includes T-handled tap wrench, screwdriver and Metric screw pitch gauge. Supplied in storage case.

Contents: Taps & Dies; 3 x 0.5, 3 x 0.6, 4 x 0.7, 4 x 0.75, 5 x 0.8, 5 x 0.9, 6 x 0.75, 6 x 1, 7 x 0.75, 7 x 1, 8 x 1, 8 x 1.25, 10 x 1.25, 10 x 1.5, 12 x 1.5, 12 x 1.75mm, 1/8"NPT, Tap Wrench, T-Bar Tap Wrench, Die Holder, Screwdriver, Thread Gauge

F




MM

Split Dies

F AK3076
76pc Tap & Die Set Split Dies Metric

High quality steel taps and dies. Split dies with machined lead-ins for ease of use. Die holder features self-centring mechanism for straight and accurate thread cutting. Set includes intermediate and plug taps, T-handled tap wrench, Metric screw pitch gauge, slotted 5mm screwdriver and a range of HSS drill bits. Supplied in storage case.

Contents: Taps & Dies; Coarse - 3 x 0.5, 3.5 x 0.6, 4 x 0.7, 4.5 x 0.75, 5 x 0.8, 6 x 1, 8 x 1.25, 10 x 1.5, 12 x 1.75mm, Fine - 2 x 0.25, 3 x 0.35, 4 x 0.5, 5 x 0.5, 6 x 0.75, 8 x 1, 10 x 1.25, 12 x 1.25mm, Taper & Plug Tap & Die; 1/8"BSP, HSS Drill Bits; 1.7, 2.5, 2.6, 2.9, 3.3, 3.5, 3.8, 4.2, 4.5, 5, 5.3, 6.8, 7, 8.5, 8.8, 10.3, 10.7mm, Tap Wrench, T-Bar Tap Wrench, Die Holder, Thread Gauge, Screwdriver



Split Dies **MM**

A AK3015
32pc Tap & Die Set Split Dies - Metric
 M3 to M12 alloy steel tap and die set. Taps supplied in three types for each size, taper (starting), second tap (intermediate) and plug (bottoming); matched by equivalent sized dies. Provides all functions required for a professional engineer. Set includes tap wrench, steel die handle, screw pitch gauge and screwdriver.


Contents: Taps (Taper, Second, Plug) & Dies; 3 x 0.5, 4 x 0.7, 5 x 0.8, 6 x 1, 8 x 1.25, 10 x 1.5, 12 x 1.75mm, Tap Wrench, Die Holder, Screwdriver, Metric Thread Gauge



Split Dies **MM**

B AK3015HSS
32pc Professional Tap & Die Set Split Dies - Metric HSS 4341
 M3 to M12 steel tap and die set manufactured from HSS 4341 steel providing improved cutting performance and longevity. Split dies with machined lead-ins for ease of use. Taps supplied in three types for each size, taper (starting), second tap (intermediate) and plug (bottoming); matched by equivalent sized dies. Provides all functions required for a professional engineer. Set includes tap wrench, steel die handle, screw pitch gauge and screwdriver. Supplied in metal case.

Contents: Taps (Taper, Second, Plug) & Dies; 3 x 0.5, 4 x 0.7, 5 x 0.8, 6 x 1, 8 x 1.25, 10 x 1.5, 12 x 1.75mm, Tap Wrench, Die Holder, Thread Gauge, Screwdriver



C AK30110
110pc Tap & Die Set - Metric
 Precision machined, high quality alloy steel taps and dies. 35 Dies are split to facilitate the fine adjustment of core diameter. Set includes Taper and Plug taps for each size. Set includes double-ended tap wrench (x2), tap wrench with screw retention (x2) and T-type tap wrench. Supplied in heavy-duty storage case.


Contents: Tap and Dies: 2 x 0.4, 3 x 0.5, 4 x 0.7, 5 x 0.8, 6 x 0.75, 6 x 1.0, 7 x 0.75, 7 x 1.0, 8 x 0.75, 8 x 1.0, 8 x 1.25, 9 x 0.75, 9 x 1.0, 9 x 1.25, 10 x 0.75, 10 x 1.0, 10 x 1.25, 10 x 1.5, 11 x 0.75, 11 x 1.0, 11 x 1.25, 11 x 1.5, 12 x 0.75, 12 x 1.0, 12 x 1.25, 12 x 1.5, 12 x 1.75, 14 x 1.0, 14 x 1.25, 14 x 1.5, 14 x 2.0, 16 x 1.0, 16 x 1.5, 16 x 2.0, 18 x 1.5, Double-Ended Tap Wrench (x2), Tap Wrench with Screw Retention (x2), T-Type Tap Wrench



Split Dies **MM**

D AK303
45pc Tap & Die Set Split Dies - Metric
 Precision machined, Tungsten steel taps and dies. Dies are split to facilitate the fine adjustment of core diameter. Set includes Metric coarse and fine sizes, sliding jaw type tap wrench and T-Bar type tap wrench together with steel die holder with knurled screws. Supplied in heavy-duty storage case.

Contents: Taps & Dies; 6 x 0.75, 6 x 1, 8 x 1, 8 x 1.25, 10 x 1.25, 10 x 1.5, 12 x 1.5, 12 x 1.75, 14 x 1.5, 14 x 2, 16 x 1.5, 16 x 2, 18 x 1.5, 18 x 2.5, 20 x 1.5, 20 x 2.5, 22 x 1.5, 22 x 2.5, 24 x 1.5, 24 x 3mm, Tap Wrench, Die Holder, T-Bar Type Tap Wrench, Screwdriver, Spacer



Split Dies **IMP**

E AK303IMP
45pc Tap & Die Set Split Dies - Imperial
 Precision machined, alloy steel taps and dies. Dies are split to facilitate the fine adjustment of core diameter. Set includes imperial coarse and fine sizes, sliding jaw type tap wrench and T-bar type tap wrench together with steel die holder with knurled screws. Supplied in heavy-duty storage case.

Contents: Taps & Dies; National Fine - 1/4" x 28, 5/16" x 24, 3/8" x 24, 7/16" x 20, 1/2" x 20, 9/16" x 18, 5/8" x 18, 3/4" x 16, 7/8" x 14, 1" x 14, National Coarse - 1/4" x 20, 5/16" x 18, 3/8" x 16, 7/16" x 14, 1/2" x 13, 9/16" x 12, 5/8" x 11, 3/4" x 10, 7/8" x 9, 1" x 8, Tap Wrench, Die Holder, T-Bar Type Tap Wrench, Screwdriver, Spacer



F NEW Split Dies **MM IMP**

F AK3060
60pc Tap & Die Set - Metric & Imperial
 High quality alloy steel taps and dies. Split dies with machined lead-ins for ease of use. Die holder features self-centring mechanism for straight and accurate thread cutting. Set includes die handle, double-ended tap wrench, T-handled tap wrench, metric screw pitch gauge, imperial screw pitch gauge and slotted 5mm screwdriver. Supplied in heavy-duty storage case.

Contents: Taps and Dies: 3 x 0.5, 4 x 0.7, 5 x 0.8, 6 x 1.0, 7 x 1.0, 8 x 1.25, 9 x 1.25, 10 x 1.5, 10 x 1.0, 12 x 1.75mm, 4-40, 6-32, 8-32, 10-24, 10-32, 12-24, 1/4"-20, 1/4"-28, 5/16"-18, 5/16"-24, 3/8"-16, 3/8"-24, 7/16"-14, 7/16"-20, 1/2"-13, 1/2"-20, 1/8"-27, Die Handle, Double-Ended Tap Wrench, T-Handled Tap Wrench, Metric & Imperial Screw Pitch Gauge, Slotted 5mm Screwdriver



A DB03
Ø3-18mm Internal
Deburring/Chamfer Tool

Designed to clean internal pipe ends quickly and safely. Manufactured with alloy steel cutters to remove damaged metal and burrs. Features a 1/4" Hex shank for use with a drill or hex driver. Applicable for use on pieces from Ø3mm to 18mm in diameter. Suitable for use with a variety of compounds including stainless steel, hardened steel, mild steel, copper, brass, plastic and many more.

Size: Ø3-18mm
Applications: Stainless Steel, Hardened Steel, Mild Steel, Copper, Brass, Wood, Plastic, Fibreglass



C DB04
Ø3-19mm External
Deburring/Chamfer Tool

Designed to clean up and repair threaded fasteners and studding quickly and safely. Fitted with 3 x HSS blades to remove damaged metal and burrs. Features a 1/4" Hex shank for use with a drill or hex driver. Applicable for use on pieces from Ø3mm to 19mm in diameter. Suitable for use with a variety of compounds including stainless steel, hardened steel, mild steel, copper, brass, plastic and many more. Unit is much faster and more accurate than using a file or angle grinder.

Size: Ø3-19mm
Applications: Stainless Steel, Hardened Steel, Mild Steel, Copper, Brass, Wood, Plastic, Fibreglass



F **MM**


B AK311
42pc Re-Threader Master Kit
Metric/UNF/UNC

Taps and dies are suitable for chasing out damaged threads and the removal of nicks and burrs without undercutting good threads. Thread file restores damaged external threads on any diameter, right or left-hand. Supplied in storage case.

Contents: Taps; Metric - 6 x 1, 8 x 1.25, 10 x 1.25, 10 x 1.5, 12 x 1.25, 12 x 1.5, 12 x 1.75mm, National Fine - 1/4" x 28, 5/16" x 24, 3/8" x 24, 7/16" x 20, 1/2" x 20, 9/16" x 18tpi, National Coarse - 1/4" x 20, 5/16" x 18, 3/8" x 16, 7/16" x 14, 1/2" x 13, 9/16" x 12tpi, Dies; Metric - 6 x 1, 8 x 1.25, 10 x 1.25, 10 x 1.5, 12 x 1.25, 12 x 1.5, 12 x 1.75mm, National Fine - 1/4" x 28, 5/16" x 24, 3/8" x 24, 7/16" x 20, 1/2" x 20, 9/16" x 18, 5/8" x 18tpi, National Coarse - 1/4" x 20, 5/16" x 18, 3/8" x 16, 7/16" x 14, 1/2" x 13, 9/16" x 12, 5/8" x 11tpi, Thread Restorer File #1; 11, 12, 13, 14, 16, 18, 20, 24, Thread Restorer File #2; 9, 10, 12, 16, 20, 27, 28, 32tpi



IMP **MM**



D AK315
Universal External Thread Repairer/Chaser
Metric/Imperial

Adjustable thread restorer to suit Metric and Imperial threads from 31.75-127mm(1-1/4"-5") external diameter. Simply attach to undamaged section of thread, then wind back the thread with the knurled adjuster and the chaser will restore the damaged thread section. Built-in storage for six dies.

Cutting Range: Imperial; 4, 5, 6, 7, 7-1/2, 8, 9, 10, 11, 11-1/2, 12, 14, 16, 18, 20, 24tpi, Metric; 1, 1.25, 1.5, 1.75, 2, 2.5, 3, 3.5mm Pitch

F AK314
Adjustable Thread Restorer M4-M45

Twin HSS blades for quick and easy restoration of damaged threads. Covers all Metric threads from M4 to M45 with a simple knurled adjuster.

Cutting Range: M4-M45



MM

E SEE BELOW
Thread Repair Kits - Metric

Creates a stronger internal thread in soft metals. Ideal for repairing damaged or stripped internal threads. Protects tapped threads against wear and damage. Set includes drill bit, thread tap, insert installation and lug breaking tool. Each size supplied with three different lengths of thread insert.

Model No:	TRM5
Thread Size:	M5 x 0.8mm
Thread Lengths:	3.5, 5, 7mm (5 of each)
Replacement Inserts:	TRM5R
Model No:	TRM6
Thread Size:	M6 x 1mm
Thread Lengths:	4, 6, 9mm (5 of each)
Replacement Inserts:	TRM6R
Model No:	TRM8
Thread Size:	M8 x 1.25mm
Thread Lengths:	6, 9, 12mm (5 of each)
Replacement Inserts:	TRM8R
Model No:	TRM9
Thread Size:	M9 x 1.25mm
Thread Lengths:	7, 14mm (3pc each), 11mm (4pc)
Replacement Inserts:	TRM9R
Model No:	TRM10
Thread Size:	M10 x 1.5mm
Thread Lengths:	7.5, 15mm (3pc each), 11mm (4pc)
Replacement Inserts:	TRM10R
Model No:	TRM12
Thread Size:	M12 x 1.75mm
Thread Lengths:	9, 18mm (2pc each), 14mm (4pc)
Replacement Inserts:	TRM12R
Model No:	TRM14
Thread Size:	M14 x 1.25mm
Thread Lengths:	10, 21mm (1pc each), 16mm (3pc)
Replacement Inserts:	TRM14R

SCREW EXTRACTION
See our video for how to remove stripped or damaged screws.




A AK722
5pc Helix Type Screw Extractor Set
Manufactured from heat treated Chrome Molybdenum steel. Rapid acting helix aids screw removal. Supplied in storage case.

Contents: #1; 2-6mm(1/8"-1/4"), #2; 6-8mm(1/4"-5/16"), #3; 8-11mm(5/16"-7/16"), #4; 11-14mm(7/16"-9/16"), #5; 14-18mm(9/16"-3/4")



B AK721
6pc Helix Type Screw Extractor Set with Tap Wrench
Manufactured from high quality alloy steel. Rapid acting helix aids screw removal. Includes tap wrench. Extractors supplied in storage case.

Contents: #1; 2-6mm(1/8"-1/4"), #2; 6-8mm(1/4"-5/16"), #3; 8-11mm(5/16"-7/16"), #4; 11-14mm(7/16"-9/16"), #5; 14-18mm(9/16"-3/4"), Tap Wrench



C AK752
5pc Double Edge Screw Extractor Set
Four double edged cutting/gripping sides with 8-points of contact to make non-slip engagement with the bolt/screw. Ensures removal of even the toughest bolts/screws. Supplied in storage case.

Contents: #1; 3.2-4.2mm(3/16"-1/4"), #2; 4.8-7.1mm(5/16"-3/8"), #3; 6.4-9.5mm(7/16"-1/2"), #4; 8.7-12.7mm(1/2"-9/16"), #5; 11.1-15.9mm(5/8"-3/4")



D-E SEE BELOW
Square Type Screw Extractor Sets
Manufactured from high grade heat treated alloy steel. Chemically blackened finish for resistance to corrosion. Square section aids removal of extractor from screws. Supplied in storage tray.

Model No:	Contents:
D AK719	#1; 1/8"(3mm), #2; 3/16"(5mm), #3; 15/64"(6mm), #4; 5/16"(8mm), #5; 3/8"(9mm)
E AK720	#1; 1/8"(3mm), #2; 3/16"(5mm), #3; 15/64"(6mm), #4; 5/16"(8mm), #5; 3/8"(9mm), #6; 15/32"(12mm), #7; 9/16"(14mm)



F AK8181
10pc Multi-Spline Screw Extractor Set
Manufactured from heat treated Chrome Molybdenum steel, designed to remove broken studs and bolts. Reverse spiral design for maximum grip and hex shaped head. Recommended drill bit size (for pilot hole) etched on each extractor, suitable for high torque applications. Supplied in storage case.

Contents: 1/8"(3.2mm), 5/32"(4mm), 3/16"(4.8mm), 7/32"(5.5mm), 1/4"(6.3mm), 9/32"(7mm), 5/16"(8mm), 11/32"(8.7mm), 3/8"(9.5mm), 13/32"(10.3mm)



G AK7228
5pc HSS Screw Extractor Set
HSS Screw extractors. Five sizes range from #0 to #4. Suitable for extracting screws ranging from 6-14mm.

Contents: Extractor Size(Screw/Drill Bit Ø); #0(<6mm), #1(6mm), #2(10mm), #3(12mm), #4(14mm)



H AK7281
11pc 3/8" Sq Drive Bolt Extractor Set
Drop-forged Chrome Molybdenum steel sockets with a satin finish. Innovative design provides maximum gripping power for the removal of damaged fasteners. Supplied in storage case.

Contents: 8, 9, 10, 11, 12, 13, 14, 15, 16, 17, 19mm



3/8"
Sq Drive

MM



MM 3/8" Sq Drive

A AK8184

11pc 3/8" Sq Drive Bolt Extractor Set

Designed to remove damaged nuts and bolts. Manufactured from heat treated Chrome Molybdenum steel. Reverse spiral flutes are designed for maximum grip. Suitable for use with 3/8" Sq drive or spanner. Supplied in storage case.

Contents: 9, 10, 11, 12, 13, 14, 15, 16, 17, 19mm, 7 x 90mm Drift




MM Low Profile

B AK8183

11pc Spanner Type Bolt Extractor Set

Designed to remove damaged nuts and bolts. Manufactured from heat treated Chrome Molybdenum steel. Reverse spiral flutes are designed for maximum grip. Suitable for use with a spanner or socket. Low profile for applications with restricted access. Supplied in storage case.

Contents: 9, 10, 11, 12, 13, 14, 15, 16, 17, 19mm, 7 x 90mm Drift



MM 3/8" Sq Drive

C AK8185

6pc 3/8" Sq Drive Screw Extractor Set

Designed to remove broken bolts and studs without damaging the casing. Manufactured from heat treated Chrome Molybdenum steel. Reverse thread spiral design for maximum grip, with recommended drill bit size (for pilot hole) etched on each extractor. Suitable for use with 3/8" Sq drive ratchets. Supplied in storage case.

Contents: 2, 3, 4, 6, 8, 10mm




3/8" & 1/2" Sq Drive **MM**

D AK7222

9pc Stud Extractor Set

Suitable for the removal of broken studs and bolts. Left-hand tapered spiral design, tightens into pre-drilled stud/bolt as more torque is applied. Supplied on socket rail.

Drive:	3/8" Sq/17mm Hex
Sizes:	2, 3, 4, 5, 6mm
Length:	36mm
Drive:	1/2" Sq/22mm Hex
Sizes:	8, 10, 12, 14mm
Length:	45mm



MM **IMP**

E AK8182

25pc Multi-Spline Screw Extractor Set

Manufactured from heat treated Chrome Molybdenum steel, designed to remove broken studs and bolts. Reverse spiral design for maximum grip and hex shaped head. Recommended drill bit size (for pilot hole) etched on each extractor, suitable for high torque applications. Supplied in storage case.

Contents: 1/8" (3.2mm), 5/32" (4mm), 3/16" (4.8mm), 7/32" (5.5mm), 1/4" (6.3mm), 9/32" (7mm), 5/16" (8mm), 11/32" (8.7mm), 3/8" (9.5mm), 13/32" (10.3mm), 7/16" (11.5mm), 15/32" (12mm), 1/2" (13mm), 17/32" (14mm), 9/16" (14.5mm), 19/32" (15.5mm), 5/8" (16mm), 21/32" (17mm), 11/16" (18mm), 23/32" (18.5mm), 3/4" (19.5mm), 25/32" (20mm), 13/16" (21mm), 27/32" (22mm), 7/8" (23mm)



1/2" Sq Drive

F AK756T

11pc TRX-Star* Fitting Extractor Set

Designed for extracting TRX-Star* screw heads and fasteners that have become damaged, cross-threaded or jammed. Manufactured from strong S2 steel with chrome plating. Sizes E10-E40 feature 1/4" chuck shanks enabling use with a cordless drill. Set includes a 1/2" x 10mm adaptor suitable for E45, E50 and E55 sizes. Supplied in storage case with EVA foam.

Contents: E10, E15, E20, E25, E27, E30, E40, E45, E50, E55



G AK755T

7pc TRX-Star* Fitting Extractor Set

Designed for extracting TRX-Star* screw heads and fasteners that have become damaged, cross-threaded or jammed. Manufactured from strong S2 steel with chrome plating. Each piece features a 1/4" quick chuck shank enabling use with a cordless drill. Supplied in storage case.

Contents: E10, E15, E20, E25, E27, E30, E40

H AK2085

8pc Impact Driver Set

Professional 1/2" Sq drive impact driver with contoured grip and phosphate finish. Features twist-reverse for operation in either direction. Supplied with 6pc Chrome Vanadium steel driver bit set and 8mm hex drive adaptor.


Contents: 1/2" Sq Drive Impact Driver, 8mm Bits (35mm Long); Slotted - 8, 10mm, Phillips - #2, #3, 8mm Bits (80mm Long); Phillips #2, #3, Adaptor; 1/2" Sq Drive x 8mm Hex



HEAVY DUTY



STUD EXTRACTION
See our video for how to remove studs - four different ways.



A AK723
4pc 1/2" Sq Drive Stud Extractor Set


Socket type extractors manufactured from Chrome Molybdenum steel, heat treated and chrome plated for corrosion resistance. Suitable for use with 1/2" Sq drive ratchet or spanner.

Contents: 6, 8, 10, 12mm



D-F SEE RIGHT
Impact Stud Extractors

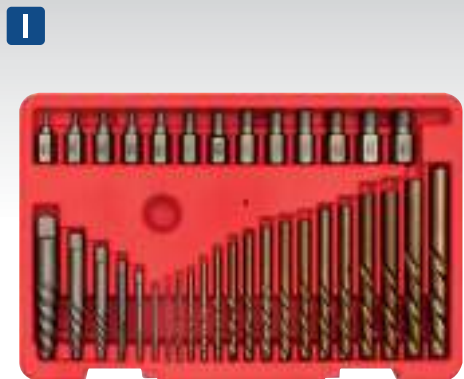
Removes broken and damaged threaded studs fast. Works effectively on broken, rusted, stripped and smooth studs. Carbon Steel casing with Chrome Molybdenum jaws. Capacity 6-12mm(1/4"-1/2").



H AK8149
49pc 3/8" Sq Drive Master Extractor Set

Comprehensive master extractor set, including Chrome Molybdenum screw, bolt, stud and nut extractors.

Contents: Left-Hand Cobalt Drill Bits; 5/64", 7/64", 1/8", 5/32", 3/16", 7/32", 1/4", 9/32", 19/64", 5/16", 11/32", 3/8", 13/32", 7/16", 15/32", 1/2", Spiral Flutes; #1, #2, #3, #4, #5, #6, Multi-Spline Extractors; 1/8", 5/32", 3/16", 7/32", 1/4", 9/32", 5/16", 11/32", 3/8", 13/32", 7/16", 15/32", 1/2", Reverse Spiral Bolt Extractors; 1/4", 5/16"(8mm), 3/8"(10mm), 7/16"(11mm), 12mm, 1/2", 13mm, 9/16"(14mm), 5/8"(16mm), 17mm, 11/16", 3/4"(19mm)



I AK8186
35pc Master Extractor Set

Comprehensive master extractor set, features spiral flute extractors for use with bolts/fasteners requiring less torque, multi-spline extractors when higher torque or restricted access is required and left-handed cobalt drill bits, used to drill pilot holes (reversible drill is required), they often extract the fasteners/bolts themselves.

Contents: Multi-Spline Extractors; 1/8", 5/32", 3/16", 7/32", 1/4", 9/32", 5/16", 11/32", 3/8", 13/32", 7/16", 15/32", 1/2", Spiral Flutes; #1, #2, #3, #4, #5, #6, HSS Cobalt Drill Bits; 5/64", 7/64", 1/8", 5/32", 3/16", 7/32", 1/4", 9/32", 19/64", 5/16", 11/32", 3/8", 13/32", 7/16", 15/32", 1/2"



B AK751
18pc Bolt, Stud & Screw Extractor Set

Comprehensive set including Chrome Molybdenum screw and bolt extractors and Vanadium stud extractors. Screw-type has left-hand threads for removing recessed bolts/studs. Bolt type features reverse spiral flutes which bite down on rounded off bolts. Stud type includes three internal rollers, clamping down and gripping stud, allowing removal/installation.

Contents: 3/8" Sq Drive Bolt Extractor Set; 10, 11, 12, 13, 14, 15, 16, 17, 19mm, Screw Extractor Set; M14-M18, M11-M14, M8-M11, M6-M8, M3-M6, 1/2" Sq Drive Stud Extractor Set; 6, 8, 10, 12mm



C VS7233
25pc Stud Extractor Set

Suitable for the removal of broken studs and bolts. Supplied with centring pilots for Ø4.75-9.5mm studs, drills, extractor shafts and nuts. Ideal for engine manifold studs.

Contents: Drill Bits; 3.2, 4.8, 6.4, 8, 8.7mm (Stud Range - 4.75-15mm)



G VS7232
Stud Remover & Installer

Suitable for the removal and installation of various sizes of stud. Cam rotates to grip onto the stud for quick and easy use. Use with 1/2" Sq drive ratchet wrench.

Drive: 1/2" Sq
Capacity: 8-19mm



J AK8187
10pc Step Drill Screw/Bolt Extractor Set

Heat treated Chrome Molybdenum steel screw extractors and fully ground step drill bits. Ideal for removing right-hand thread broken/seized screws and bolts. Step drills produce a conical hole which when used with the corresponding extractor provide increased grip to easily remove damaged fitting. Special design of the extractors cut into the side of the hole allowing increased force and make removing heavily seized fittings easier.

Contents: Screw Extractors; #1; 2.5-4mm(1/8"-3/16"), #2; 5-6 mm(1/4"), #3; 7-8 mm(5/16"-3/8"), #4; 10mm(7/16"), #5; 12-14mm(1/2"-9/16"), Step Drill Bits; 4.5, 5, 5.5, 7.5, 10mm

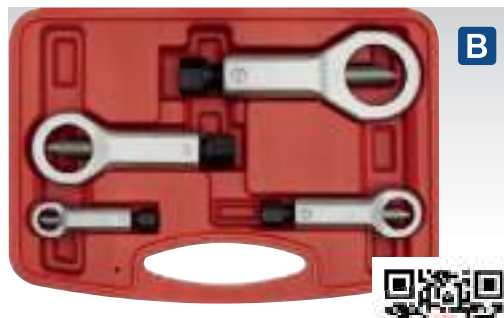


A AK84

2pc Nut Splitter Set

Chrome Molybdenum steel blades with forged high carbon steel body. Hardened, tempered and chrome plated for rust resistance.

Capacity:	12-16, 16-22mm
------------------	----------------



B AK85

4pc Nut Splitter Set

Hardened steel blades and forged grips, this comprehensive set is ideal for removing stubborn/seized nuts.

Capacity:	9-12, 12-16, 16-22, 22-27mm
------------------	-----------------------------




C AK9123

6pc Parallel Pin Punch Set

Chrome Vanadium steel punches with knurled stock for added grip. Supplied in pouch.

Overall Length:	150mm
Pin Length:	50mm
Contents:	3, 4, 5, 6, 7, 8mm



D AK9298

26pc Punch & Chisel Set

Comprehensive set made from hardened, tempered high quality steel. Chemically blackened finish for corrosion resistance. Supplied in tool roll.

Contents:	Pin Punches; Ø2 x 114, Ø2.5 x 127, Ø3 x 133, Ø4.5 x 146, Ø5 x 152, Ø6.5 x 165mm, Centre Punches; Ø3 x 124, Ø4 x 127, Ø5 x 143mm, Taper Punches; Ø2.5 x 114, Ø3 x 127, Ø3 x 257, Ø5 x 140, Ø5 x 257, Ø5.5 x 152, Ø6.5 x 165, Ø6.5 x 257mm, Cold Chisels; 8 x 133, 9.5 x 146, 11 x 159, 13 x 171, 16 x 184, 19 x 197, 22 x 203, 25 x 205, 30 x 216mm
------------------	--



E AK9124

5pc Long Pattern Parallel Pin Punch Set

Chrome Vanadium steel stock hardened and heat treated. Chemically blackened for corrosion resistance. Supplied in pouch.

Overall Length:	200mm
Pin Length:	95mm
Contents:	1/8", 3/16", 1/4", 5/16", 3/8"



F AK9216

16pc Punch & Chisel Set

Manufactured from Chrome Vanadium steel, hardened and tempered for extra durability. Includes chisel sharpening gauge. Supplied in storage tray.

Contents:	Taper Punches; Ø2 x 135, Ø3 x 145, Ø4 x 150, Ø5 x 160, Ø6 x 170mm, Pin Punches; Ø2 x 110, Ø3 x 120, Ø4 x 125, Ø5 x 135, Ø6 x 145mm, Centre Punches; #3 x 125, #5 x 150mm, Cold Chisels; 10 x 140, 13 x 150, 16 x 165mm, Chisel Gauge
------------------	--




G-J SEE BELOW

Letter & Number Punch Sets

High carbon steel punches. Hardened, tempered and chemically blackened. Full set of alpha-numeric characters including the ampersand ('&') symbol (number 6 doubles as number 9) 2.5-10mm character height. Supplied in composite case.

	G	H	I	J
Model No:	AK8296	AK9296	AK8297	AK8298
Punch Length:	60mm	60mm	66mm	73mm
Character Height:	2.5mm	4mm	8mm	10mm





A NEW


MM IMP

A AK70NBC

Nut & Bolt Thread Checker - Metric/Imperial
26-Piece thread checker. Easily identify nut and bolt sizes in Metric and Imperial. Thread checkers on a wire lanyard for quick and precise measuring. White beads between the gauges to indicate the Metric sizes and blue to indicate Imperial. Convenient loops on each end for hanging.

Imperial Sizes: 6-32, 8-32, 10-24, 10-32, 1/4"-20, 1/4"-28, 5/16"-18, 5/16"-24, 3/8"-16, 3/8"-24, 7/16"-14, 7/16"-20, 1/2"-13, 1/2"-20

Metric Sizes: M4-0.7, M5-0.8, M6-1.0, M7-1.0, M8-1.0, M8-1.25, M10-1.0, M10-1.25, M10-1.5, M12-1.25, M12-1.5, M12-1.75



D NEW

D MT501

50-in-1 Pocket Multi-Tool

This highly versatile 50-in-1 multi-tool is the size of a credit card and will easily store in your pocket, wallet or purse. Functions include a screwdriver, ruler, wire cutter, protractor, bottle opener and many more. Made from steel for extra durability.



B NEW

MM IMP

B AK74TPG

Taper Bore Gauge 1-30mm

Precision engineered tool for measuring gaps and hole diameters. Laser cut from stainless steel. Measuring range of 1-30mm. Features a precision scale for accurate inspections. Allows for use of Imperial increments on the reverse side of taper gauge.

Length: 248mm



C NEW

MM

C AK75TPG

4pc Taper Bore Gauge 1-30mm

Pocket sized 4pc metric Taper Gauge. Precision engineered tool for measuring gaps and hole diameters. Laser cut from stainless steel. Measuring range of 1-8mm, 8-15mm, 15-22mm and 22-30mm. Features a precision scale for accurate inspections.

Length: 80mm



E

IMP

STAINLESS STEEL

E DGI1

1/16"-1/2" Drill Gauge - Imperial

Stainless steel drill gauge with Imperial Ø1/16"-1/2" permanently etched graduations. Features a hanging hole for easy storage.



F

MM

STAINLESS STEEL

F DGM1

1-13mm Drill Gauge - Metric

Stainless steel drill gauge with metric Ø1-13mm permanently etched graduations. Features a hanging hole for easy storage.



G

IMP

STAINLESS STEEL

G MGI1

Multi-Gauge - Imperial

Stainless steel multifunction thread/pitch identification gauge. Easily identify the size of bolt, drill bit or tap that is required. Check the thickness of washers and diameter of electric wire. Use as a set square and ruler.

Bolt Screw Diameters: No.5, No.6, No.8, No.10, No.12, 1/4", 5/16", 3/8", 7/16", 1/2", 9/16", 5/8", 3/4"

Bolt Screw Length: 0-2-3/8"


Drill Point Angle: 60°, 90°, 118°, 135°

Pitches: 10, 11, 12, 13, 14, 16, 18, 20, 24, 32, 40 (tpi)

Square: 15°, 30°, 45°, 60°, 90°

Tap/Drill Recommendation: #2-3/4"

Wire Gauge: 0.024", 0.03", 0.035", 0.025", 0.0312", 0.0375", 0.05", 0.0625", 0.078", 0.109", 0.125", 0.14", 0.172", 0.1875", 0.203", 0.234", 0.25"



H

MM

STAINLESS STEEL

H MGM1

Multi-Gauge - Metric

Stainless steel multifunction thread/pitch identification gauge. Easily identify the size of bolt, drill bit or tap that is required. Checks the thickness of washers and diameter of electric wire. Use as a set square, to measure angles 0-180° and as a ruler.

Bolt Screw Diameters: M3, M4, M5, M6, M8, M10, M12, M14, M16, M18, M20

Pitches: 3, 2.5, 2, 1.75, 1.5, 1.25, 1, 0.8, 0.7, 0.5mm (tpi)

Square: 15°, 30°, 45°, 60°, 90°

Tap/Drill Recommendation: M3-M20

Wire Gauge: 0.8, 1.0, 1.2, 1.5, 2.0, 2.5mm





A SEE BELOW

Locking Wing Dividers with Compass

Locking wing dividers to measure between two points. Suitable for transferring or comparing measurements or for scribing an arc, radius, or circle, features adjustment screw for fine adjustments. Brushed metal finish.

Model No:	Capacity:
AK97107	150mm
AK97108	200mm
AK97109	300mm



B SEE BELOW

Spring Dividers

Spring dividers to measure distance between two points. Suitable for transferring or comparing measurements directly, or for scribing an arc, radius or circle. Adjusting washer and nut allow fast and positive adjustment. Brushed metal finish.

Model No:	Capacity:
AK97110	150mm
AK97111	200mm
AK97112	300mm



C NEW

C SMS7P

Aluminium Mitre Saw Protractor

Durable tool measures angles for mitre and single cuts. Precision laser engraved scales for accurate reading. Circular body allows for simple and smooth operation. Suitable for a wide range of uses such as crown moulding, casing, flooring, carpentry, plumbing and more.

Length:	185mm
----------------	-------



D SEE BELOW

Internal Spring Calipers

For measuring distance between two points, i.e. bore diameter and transfer to rule or micrometer. Adjusting washer and nut allow for fast and positive adjustment. Brushed metal finish.

Model No:	Capacity:
AK9780	150mm
AK9781	200mm
AK9782	300mm



E SEE BELOW

External Spring Calipers

For measuring opposite sides of an object for transfer to rule or micrometer. Adjusting washer and nut allow for fast positive adjustment. Brushed metal finish.

Model No:	Capacity:
AK9769	150mm
AK9771	200mm
AK9772	300mm



F AK10000

6pc Professional Measuring Set

Precision measuring instrument set containing six essential tools for the engineer/ tradesman.

Contents:	Vernier Calipers, Depth/Angle Gauge, External Calipers, Dividers, Internal Calipers, Pocket Rule with Clip
------------------	--



G AK10115

6pc Telescopic Bore Gauge Set

Spring loaded plunger expands within the bore which is then locked. The plunger can then be removed and measured with a micrometer. Satin chrome finish. Supplied in wallet with marked ranges.

Range:	8-150mm(5/16"-6")
---------------	-------------------



A-B SEE BELOW
External Micrometers

Brushed steel yoke. Satin chrome finished thimble and sleeve with heavily machined knurling and locking mechanism. Supplied with thimble adjustment wrenches. Model No. AK9632M also includes a 25mm calibrated spacer.


Model No:	Range:	Accuracy:
A AK9630M	0-25mm	±0.01mm
B AK9632M	25-50mm	±0.01mm



E AK9638D
0-12.7mm(0-0.5") Digital External Micrometer

Digital micrometer with spring loaded satin chrome pin. Easy-to-read LCD digital display with auto-off feature. Zero display in any position for relative and tolerance readings. Display switchable between Metric and Imperial units.


Range:	0-12.7mm(0-0.5")
Graduation:	0.01mm(0.0005")
Accuracy:	±0.03mm(0.001")
Battery:	1x LR44 (supplied)



C AK9651M
3pc Micrometer Set - Metric

Comprising three Metric micrometers. Steel yoke, satin chrome finished thimble and sleeve with heavily machined knurling and locking mechanism. Supplied in foam lined, storage case with two calibrated spacers and thimble wrench.

Contents:	0-25, 25-50, 50-75mm
------------------	----------------------



F AK9637D
2pc Digital Measuring Set

7-Button digital micrometer with satin chrome thimble and sleeve with hardened and tempered, satin finish stainless steel digital vernier caliper. Large, easy-to-read LCD read-outs. Displays switchable between Metric and Imperial units. Zero display at any point allows comparative measurement. Supplied in storage case with micrometer adjustment wrench.

Micrometer:	
Range:	0-25mm(0-1")
Graduation:	0.001mm(0.00005")
Accuracy:	±0.002mm(0.0001")
Battery:	1x LR44 (supplied)
Caliper:	
Range:	0-150mm(0-6")
Resolution:	0.01mm(0.0005")
Accuracy <100mm:	±0.02mm(0.001")
Accuracy 100-150mm:	±0.03mm(0.001")
Battery:	1x LR44 (supplied)

H SEE BELOW
Digital Angle Rules

Indispensable tools ideal for woodworking, construction and machining. An angle finder that doubles as a rule, designed to find both internal and external angles. The digital display is clear with easy calibration. Measuring range from 0° to 360° with Metric/Imperial rule which can be locked in any position.

Model No:	AK7200	AK7300
Length:	200mm(8")	300mm(12")
Angle Range:	0-360°	0-360°
Resolution:	0.05°	0.05°
Accuracy:	±0.3°	±0.3°
Battery:	1x CR2032 (supplied)	1x CR2032 (supplied)



D AK9635D
0-25mm(0-1") Digital External Micrometer

7-Button digital micrometer with satin chrome thimble and sleeve. Large, easy-to-read 9mm high LCD read-out. Display switchable between metric and imperial units. Zero display in any position for relative and tolerance readings. Auto-power-off. Supplied with adjustment wrench and storage case.


Range:	0-25mm(0-1")
Graduation:	0.001mm(0.00005")
Accuracy:	±0.002mm(0.0001")
Battery:	1x LR44 (supplied)



G AK9636D
0-300mm(0-12") Digital Height Gauge

Precision ground base with 6-button electronic gauge. Includes fine adjustment control carriage for accurate use. Six digit LCD read-out displays in Metric or Imperial. Features absolute and comparative functions. Tolerance function enables fast check of batch work. Supplied with scriber foot and clamp. Powered by CR2032 battery (supplied) and supplied with storage case.

Range:	0-300mm(0-12")
Resolution:	0.01mm(0.0001")
Repeatability:	0.01mm(0.0005")
Battery:	1x CR2032 (supplied)



MM & IMP

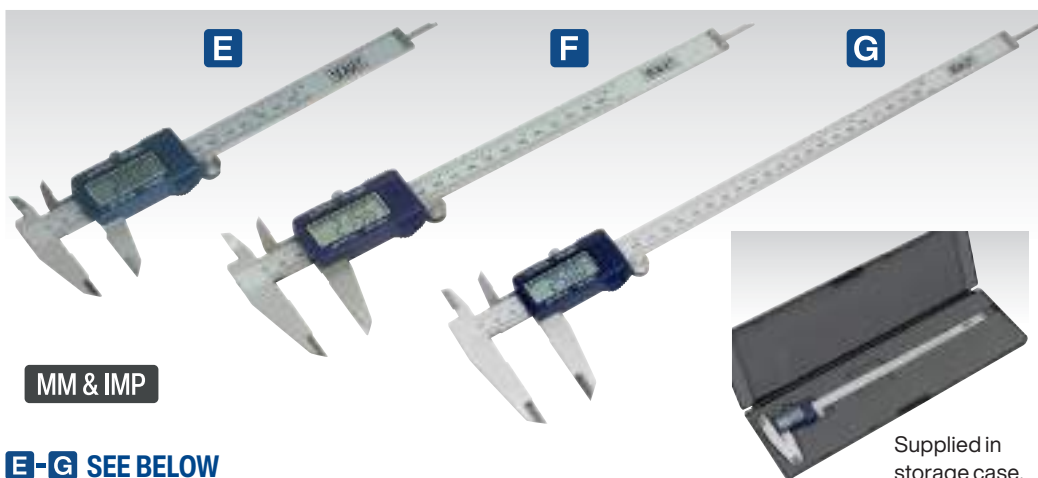
A-C SEE RIGHT

Vernier Calipers

High quality, hardened and tempered stainless steel calipers. Dual locking carriage with micro-thumb adjustment. Metric and imperial scales graduated in 0.02mm and 0.001".

Model No:	Range:
A AK962	0-150mm(0-6")
B AK9622	0-200mm(0-8")
C AK9623	0-300mm(0-12")

Supplied in storage case.



MM & IMP

E-G SEE BELOW

Digital Vernier Calipers

Hardened and tempered stainless steel digital calipers with satin finish. Large LCD display with 11mm high figures for ease of reading. Metric and Imperial calibration with conversion between the two. Zero setting control allows for comparative measurement.

	E	F	G
Model No:	AK962EV	AK9622EV	AK9623EV
Range:	0-150mm(0-6")	0-200mm(0-8")	0-300mm(0-12")
Resolution:	0.01mm(0.0005")	0.01mm(0.0005")	0.01mm(0.0005")
Accuracy <100mm:	±0.02mm(0.001")	±0.02mm(0.001")	±0.02mm(0.001")
Accuracy >100mm:	±0.03mm(0.001")	±0.03mm(0.001")	±0.04mm(0.002")
Battery:	1x LR44 (supplied)	1x LR44 (supplied)	1x LR44 (supplied)

Supplied in storage case.



MM & IMP

K AK9621EV

0-150mm(0-6") Stainless Steel Digital Vernier Caliper

Hardened and tempered stainless steel digital caliper with satin finish. Large LCD display with 11mm high figures for ease of reading. Metric and Imperial calibration with conversion between the two. Zero setting control allows comparative measurement.

Range:	0-150mm(0-6")
Resolution:	0.01mm(0.0005")
Accuracy:	±0.03mm(0.001")
Battery:	1x LR44 (supplied)

Supplied in storage case.



Siegen


MM & IMP

D S0707

0-150mm(0-6") Digital Electronic Vernier Caliper

Lightweight carbon fibre construction. 8mm High figures in LCD display for ease of reading. Metric and imperial measuring functions with conversion between the two. Zero setting control allows for comparative measurement.

Range:	0-150mm(0-6")
Resolution:	0.1mm(0.01")
Accuracy:	±0.1mm(0.01")
Battery:	1x LR44 (supplied)



H-J SEE BELOW

Screw Pitch Gauge Sets

Folding blade sets, individually stamped with accurate thread profiles.

H Model No:	AK71SPG
Thread Type:	Metric
Blade Qty:	20
Pitch Gauge:	0.4, 0.45, 0.5, 0.6, 0.7, 0.75, 0.8, 1, 1.25, 1.5, 1.75, 2, 2.5, 3, 3.5, 4, 4.5, 5, 5.5, 6mm
I Model No:	AK72SPG
Thread Type:	UNC/UNF
Blade Qty:	30
Pitch Gauge:	4, 4.5, 5, 6, 7, 8, 9, 10, 11, 12, 13, 14, 16, 18, 19, 20, 22, 24, 25, 26, 28, 30, 32, 34, 36, 38, 40, 48, 60, 62
J Model No:	AK73SPG
Thread Type:	BSW/Metric
Blade Qty:	52
Pitch Gauge:	BSW; 4, 4.5, 5, 6, 7, 8, 9, 10, 11, 12, 13, 14, 16, 18, 19, 20, 22, 24, 25, 26, 28, 30, 32, 36, 40, 48, 60, 62, Metric; 0.25, 0.3, 0.35, 0.4, 0.45, 0.5, 0.6, 0.7, 0.75, 0.8, 0.9, 1, 1.25, 1.5, 1.75, 2, 2.5, 3, 3.5, 4, 4.5, 5, 5.5, 6mm



A AK1016
4pc Small Hole Gauge Set

Ideal for accurately measuring holes, slots, grooves and recesses when used in conjunction with a micrometer. Set of four gauges ranging from 3mm(0.125") up to 13mm(0.5"). Knurled handles with smooth adjustment provide secure and accurate handling. Safety stop feature prevents gauge from being adjusted beyond operating range to prevent breakage. Supplied in marked storage pouch.

Sizes: 3-5mm(0.125-0.2"), 5-7.5mm(0.2-0.3"), 7.5-10mm(0.3-0.4"), 10-13mm(0.4-0.5")



F AK9752
Carbide Tipped Scriber

Fitted with pocket-clip. Suitable for use on glass, metals and ceramics. Ideal for machinists, welders, tinsmiths and hobbyists.

Length: 154mm

G AK9751
Double End Engineer's Scriber

Precision manufactured tool with hardened steel tips. Features straight and 90° tips with knurled body.

Length: 190mm



B AK91SET
4pc Measuring Tool Set

Four of the most commonly used precision engineering measuring/checking devices, comprising of vernier caliper, micrometer, bevelled edge square and stainless steel rule. Supplied in storage case.

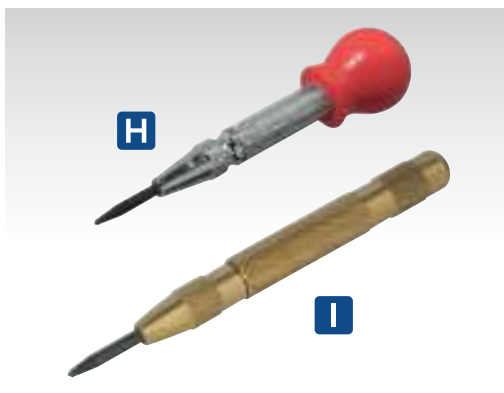
Vernier Caliper:	
Range:	200mm
Micrometer:	
Range:	0-25mm
Graduation:	0-0.01mm
Bevelled Edge Square:	100 x 70mm
Stainless Steel Ruler:	150mm(6")



D AK7101
Adjustable Angle Square

Sliding T-bevel, aluminium handle with stainless steel blade. Permanently machined Metric graduations on both sides of blade. Can be used to duplicate existing angle, in conjunction with other measuring tools, or with the four preset angles marked on the handle.

Length: 265mm



H AK9119
Heavy-Duty Automatic Centre Punch

Chromed brass barrel with spring loaded tip and depth adjustment on driver ball.

Length: 135mm

I AK9121
Automatic Centre Punch

Knurled brass barrel with spring loaded alloy steel point.


Length: 125mm



C AK96SET
5pc Measuring Tool Set

Five of the most commonly used precision engineering measuring/checking devices, comprising of digital vernier caliper, micrometer, dial indicator, bevelled edge square and stainless steel rule. Supplied in storage case.

Digital Vernier Caliper:	
Range:	0-150mm(0-6")
Resolution:	0.01mm(0.0005")
Accuracy <100mm:	±0.02mm(0.001")
Accuracy >100mm:	±0.03mm(0.001")
Battery:	1 x LR44 (supplied)
Micrometer:	
Range:	0-25mm
Accuracy:	±0.01mm
Dial Indicator:	
Deflection:	0-10mm
Graduation:	0-0.01mm
Shank Size:	8mm
Bevelled Edge Square:	100 x 70mm
Stainless Steel Ruler:	150mm(6")



E SEE BELOW
Steel Rules

MM & IMP

High quality steel rules permanently marked in Metric and Imperial graduations. All rules include hanging hole.

Model No:	Length:
AK9640	150mm/6"
AK9641	300mm/12"
AK9642	600mm/24"
AK9643	1200mm/40"



J AK91320
Sheathed Automatic Centre Punch

Heavy-duty sheathed automatic centre punch. Impact adjustment from 15 to 25kg. Simply push-down to release the spring. Tip hardened to 57-60 HRC. Ergonomic comfort grip handle.

Length: 160mm



A-B SEE BELOW

Magnetic Stands without Indicator

Precision ground stand base with rotary controlled magnet. Suitable for use with scribes and dial gauges.


Model No:	Maximum Height:	Footprint:	Fine Arm Adjustment:
A AK958	365mm	62 x 50mm	✗
B AK9581	365mm	62 x 50mm	✓



C AK959 Flexible Fine Adjustment Magnetic Stand without Indicator

Articulated main shaft with cam-action lock. Micro adjusting head. Powerful magnetic base with rotary control and precision ground surfaces.

Maximum Height:	385mm
Footprint:	64 x 50mm



D AK960 Heavy-Duty Magnetic Stand without Indicator

Precision ground base with rotary magnetic control. Articulated arm with rotary lock. Combination dial and scribing clamp with fine adjustment control.

Maximum Height:	370mm
Footprint:	64 x 50mm



E NEW
DBG506D Dual Reading Digital Dial Bore Gauge

Suitable for use in precision engineering. Digital display shows both Metric and Imperial measurements. Measuring range between 0-25.4mm. Features lugged back plate for mounting on magnetic bases.

Type:	Metric/Imperial
Deflection/Travel:	0-25.4mm
Graduation:	0.01mm
Shank Size:	Ø8mm



I AK11000 4pc Precision Steel Square Set

Quality made solid steel construction. Hardened, tempered and precision polished. Blade edges and stock face to within ±0.016mm tolerance. Supplied in wooden storage case.

Contents:	50, 75, 100, 150mm
------------------	--------------------



F AK9634M Metric Dial Gauge Indicator

Compact design and precision mechanism, ideal for automotive applications and general-purpose workshop use. Ø41mm Dial and rotating bezel.

Deflection/Travel:	8mm
Graduation:	0.01mm
Shank Size:	Ø8mm



J SEE BELOW Dial Bore Gauges

Precision mechanism with dial and locking rotating bezel, offering an accurate method of measuring a bore or detecting a taper or ovality. Model No DBG508 will indicate the deviation from set size by up to 10mm, Model No's DBG507, DBG509 and DBG5011 up to 5mm and Model No. DGB5010 up to 3mm with an accuracy of 0.01mm. Probe body, dial indicator, anvils and spacer rings are also included.


Model No:	Range:	Case:
DBG507	10-18mm	Wood
DBG508	18-35mm	BMC
DBG509	35-50mm	BMC
DBG5010	50-160mm	Wood
DBG5011	160-250mm	Wood
Max. Deviation Measurement with Stem:	1mm	
Max. Deviation Measurement, Gauge:	3/10mm	
Resolution:	0.01mm	



G-H SEE BELOW Dial Gauge Indicators

Precision mechanism with dial and locking, rotating bezel. Interchangeable foot. Available with imperial or metric gauge. Fitted with mounting lug.

G Model No:	AK961M
Type:	Metric
Deflection/Travel:	10mm
Graduation:	0.01mm
Shank Size:	Ø8mm
H Model No:	AK961
Type:	Imperial
Deflection/Travel:	0-0.5"
Graduation:	0.001"
Shank Size:	Ø9.5mm



K-L SEE BELOW Precision Steel Squares

Quality made solid steel construction. Hardened, tempered and precision polished. Blade edges and stock face to within ±0.016mm tolerance.

Model No:	Length:
K AK11100	100mm
L AK11150	150mm

A



BenchClaw®

THE NEW WAY TO MOUNT YOUR BENCH TOOLS



Mount tool to Benchclaw®.



Fit Benchclaw® to workbench and tighten vice jaws.



Ready to go.



Foldaway jaws auto-retract enabling use on ground or flat work surfaces.

A SBC01

Benchclaw® Mitre Saw Workbench Clamp

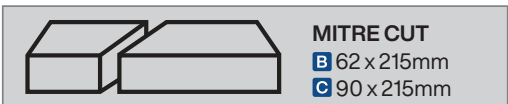
Patented design enables power tools fitted with Benchclaw® to be quickly and easily mounted to conventional workbenches with a maximum platform thickness of 20mm. Suitable for a variety of tools including mitre saws and bench grinders with mounting hole centres between 100mm to 375mm. Foldaway claws auto-retract enabling use on ground or flat work surfaces without needing to disconnect Benchclaw® from your chosen tool. Supplied with 4 x 6mm Hex key bolts.

Required Workbench Jaw Opening: 100mm

B



C



D SMS255B

60tpu Multipurpose Cut-Off Saw Blade Ø250 x 2.4mm/Ø30mm

60-Tooth TCT multipurpose blade suitable for cutting steel, aluminium, wood and plastic. Cuts nail-embedded wood easily and cuts steel with reduced sparks and heat.

Size/Bore: Ø250 x 2.4mm/Ø30mm

Teeth: 60

B-C SEE BELOW

Sliding Compound Mitre Saws

Sliding single bevel mitre saws. Units are fitted with a TCT blade for fresh wood, but can be fitted with a multipurpose blade for use with mild steel, aluminium and wood with nails. Features slides which can be locked at different lengths allowing greater control over the desired length of cut. Fitted with a laser guide to help produce accurate cuts. Supplied with workpiece clamp, dust extraction bag, two extension rails and a carry handle.

	B	C
Model No:	SMS216	SMS255
Motor Power:	1450W	2000W
Supply/Plug Type:	230V/3-Pin	230V/3-Pin
Power Supply Cable Length:	2m	2m
Blade Size:	Ø216 x 2.8 x Ø30mm (24T)	Ø255 x 2.8 x Ø30mm
No-Load Speed:	5000rpm	5000rpm
Cross Cut (0° Bevel x 0° Table):	62 x 310mm	90 x 315mm
Mitre Cut (0° Bevel x 45° Table):	62 x 215mm	90 x 215mm
Bevel Cut (45° Bevel x 45° Table):	34 x 215mm	40 x 215mm
Dust Extraction Port:	ID Ø36mm/OD Ø40mm	ID Ø35mm/OD Ø43mm
Replacement Multipurpose Blade:	SMS216B	SMS255B



All Sealey sliding mitre saws are fitted with a laser guide for accurate cutting.

A-D SEE BELOW

Professional Bandsaws

Steel chassis with locking blade wheel covers. Smooth operation by bearing-mounted blade wheels and belt drive induction motors. Micro switches prevent operation when either blade wheel cover is open. No-volt release switches prevent uncontrolled blade restart after power interruption. Suitable for cutting wood and plastics. Fitted with tilting tables for cutting compound mitres. Model No's SM1304, SM1305 and SM1306 are supplied with metal stands. Fully adjustable blade tracking and tensioning for precise cutting action. Features quick adjusting rip fence, mitre gauge, dust extraction port, blade wheel brushes and push sticks.



Table tilts 45° for bevel cutting.



Heavy-duty quick-lock fence guides.



Adjustable height blade guide assembly.



Ball-bearing blade guides for smooth operation*.



Micro switches on all doors.



No-Volt release switches prevent uncontrolled blade restart.

SEE BELOW

Bandsaw Blades

Flexible bandsaw blades with hardened steel teeth. Suitable for cutting wood, plastics and thin sheet metal.

Model No:	Blade Size:	TPI:	Application:
SM1303B06	1400 x 6.5 x 0.35mm	6	SM1303
SM1303B10	1400 x 6.5 x 0.35mm	10	SM1303
SM1303B14	1400 x 6.5 x 0.35mm	14	SM1303
SM1303B24	1400 x 6.5 x 0.35mm	24	SM1303
SM1304B06	1712 x 10 x 0.35 mm	6	SM1304
SM1304B10	1712 x 10 x 0.35 mm	10	SM1304
SM1304B14	1712 x 10 x 0.35 mm	14	SM1304
SM1304B24	1712 x 10 x 0.35 mm	24	SM1304
SM1305B06	2240 x 12 x 0.6mm	6	SM1305
SM1305B10	2240 x 12 x 0.6mm	10	SM1305
SM1305B14	2240 x 12 x 0.6mm	14	SM1305
SM1305B24	2240 x 12 x 0.6mm	24	SM1305
SM1306B06	2400 x 12 x 0.6 mm	6	SM1306
SM1306B10	2400 x 12 x 0.6 mm	10	SM1306
SM1306B14	2400 x 12 x 0.6 mm	14	SM1306
SM1306B24	2400 x 12 x 0.6 mm	24	SM1306



	A	B	C	D
Model No:	SM1303	SM1304	SM1305	SM1306
Throat Depth:	200mm	245mm	305mm	335mm
Maximum Cutting Height:	80mm	100mm	165mm	165mm
Table Size:	300 x 300mm	340 x 335mm	500 x 400mm	500 x 400mm
Table Tilt:	0-45°	0-45°	0-45°	0-45°
Blade Length:	1400mm	1712mm	2240mm	2400mm
Cutting Speed:	900m/min	400, 730m/min	360, 660m/min	540, 660m/min
Motor Power:	180W	370W	550W	750W
Supply/Plug Type:	230V/3-Pin	230V/3-Pin	230V/3-Pin	230V/3-Pin
Power Supply Cable Length:	2m	2m	1.5m	1.5m
Dust Extraction Diameter:	Ø40mm	Ø40mm	Ø100mm	Ø100mm

*Illustration shows SM1305 & SM1306

A SM914

915 x 100mm Belt/Ø150mm Disc Sander 370W

Bench mounting semi-portable belt and disc sander suitable for general woodworking applications. Powerful induction motor with smooth, bearing-mounted drive pulleys gives quiet operation. The sanding belt can be used in a vertical or horizontal position and at any other angle in between. The sanding disc table can be tilted to any angle up to 45° and is supplied with a mitre gauge for accurate angle sanding.

Belt Size:	915 x 100mm
Belt Speed:	440m/min
Disc Size:	Ø150mm
Disc Speed:	2850rpm
Table Size:	225 x 160mm
Table Tilt:	0-45°
Motor Power:	370W
Supply/Plug Type:	230V/3-Pin
Power Supply Cable Length:	1.7m
Dust Extraction Diameter:	Ø63.5mm
Weight:	18.5kg



B SM14

915 x 100mm Belt/Ø150mm Disc Sander 500W

Bench mounting semi-portable belt and disc sander suitable for general woodworking applications. Powerful induction motor with smooth, bearing-mounted drive pulleys gives quiet operation. Sanding disc table tilts to 45° and is supplied with mitre gauge for accurate angle sanding. Belt can be used tilted up to 90° from horizontal.

Belt Size:	915 x 100mm
Belt Speed:	460m/min
Disc Size:	Ø150mm
Disc Speed:	2950rpm
Table Size:	225 x 160mm
Table Tilt:	0-45°
Motor Power:	500W
Supply/Plug Type:	230V/3-Pin
Power Supply Cable Length:	1.7m
Dust Extraction Diameter:	Ø35mm
Weight:	22kg



C SM15

Floor Standing Belt/Disc Sander

Fitted with heavy-duty induction motor. Sanding disc table tilts up to 45° and is supplied with mitre gauge for accurate angle sanding. Belt can be used horizontally, vertically or any angle in between. Suitable for general woodworking applications and supplied with floor stand.

Belt Size:	1220 x 150mm
Belt Speed:	330m/min
Disc Size:	Ø230mm
Disc Speed:	1400rpm
Table Size:	314 x 157mm
Table Tilt:	0-45°
Motor Power:	550W
Supply/Plug Type:	230V/3-Pin
Power Supply Cable Length:	1.7m
Dust Extraction Diameter:	Ø55mm
Weight:	52kg



Stand Included

Picture illustrates SM15.

D SEE BELOW

Not Illustrated

Sanding Belts & Discs

Model No:	Type:	Size:	Grit:	Pack Qty:
SB0014	Belt	915 x 100mm	60	1
SB0015	Belt	915 x 100mm	80	1
SB0016	Belt	915 x 100mm	100	1
SB0017	Belt	1220 x 150mm	80	1
SB0018	Belt	1220 x 150mm	100	1
SSD02	Disc	Ø150mm	80	1
SSD03	Disc	Ø230mm	80	1

Model No's SM14, SM15 and SM914 can be set up with vertical belt.



A 762 x 25mm Belt
Ø125mm Disc

A SM750
762mm x 25mm/Ø125mm Belt/Disc Sander

Bench mounting semi-portable belt and disc sander suitable for general woodworking applications. Powerful induction motor with smooth, bearing-mounted drive pulleys gives quiet operation. Sanding disc table tilts to 45° and is supplied with mitre gauge for accurate angle sanding. Sanding belt is positioned vertically.

Motor Power:	250W
Supply/Plug Type:	230V/3-Pin
Power Supply Cable Length:	1.2m
Belt Size:	762 x 25mm
Belt Speed:	845m/min
Disc Size:	Ø125mm
Disc Speed:	2850rpm
Table Size:	128 x 185mm
Table Tilt:	0-45°
Dust Extraction Diameter:	Ø45mm (x2)
Weight:	7kg



E SEE BELOW
Sanding Belts

Model No:	Nominal Size:	Grit:	Pack Qty:
SB0019	762 x 25mm	120	5
SB0020	762 x 25mm	60	5
SB0021	762 x 25mm	80	5

G SSD04 **Not Illustrated**
80 Grit Ø305mm Hook-and-Loop Sanding Disc

Hook-and-loop backed sanding disc suitable for most Ø305mm disc sanders with a hook-and-loop backing pad.

Disc Size:	Ø305mm
Grit:	80
Pack Qty:	1



B SM1300
Oscillating Belt & Spindle/Bobbin Sander

Oscillating belt and spindle/bobbin sander with dust extraction port. The oscillation allows faster sanding and prevents burning of the workpiece. Features a tilting front table up to 48° for bevel sanding and has indents at popular angles 0°, 15°, 22.5°, 30° and 45°. All sanding parts and accessories have allocated slots in the housing for storage. Easily change between belt and spindle/bobbin sander with the supplied wrench.


Motor Power:	450W
Supply/Plug Type:	230V/3-Pin
Power Supply Cable Length:	2m
Spindle Speed:	1995rpm
Oscillating Speed:	60/min
Belt Speed:	470m/min
Oscillations:	600p/m
Belt Size:	610 x 100mm
Spindle Height:	102mm
Table Tilt:	0-48°
Table Size:	489 x 483mm
Bobbins Included:	Ø13, 19, 25, 38, 50mm
Dust Extraction Diameter:	ID/OD - Ø36/39mm
Weight:	12kg



C SEE BELOW
Replacement Sanding Sleeves

Suitable for use with Model No's SM1200 and SM1300.

Model No:	Grit:	Nominal Size:
SM1300B25	80Grit	Ø25 x 90mm
SM1300B38	80Grit	Ø38 x 90mm
SM1300B50	80Grit	Ø50 x 90mm



D SM1300B610
80Grit 610 x 100mm Sanding Belt

Suitable for use with Model No. SM1300.

Nominal Size:	610 x 100mm
Grit:	80Grit



F NEW
SM1200
Oscillating Spindle/Bobbin Sander

For all types of curved sanding both in deep and wide workpieces. Will put the finishing touch to all your curve edged projects. All sanding parts and accessories have allocated slots in the housing for storage. A vacuum hose can be attached to the back of the spindle for dust extraction. Includes six sanding sleeves, five bobbin drums and six table inserts.



Motor Power:	450W
Supply/Plug Type:	230V/3-Pin
Power Supply Cable Length:	2m
Spindle Speed:	2057rpm
Oscillating Speed:	60/min
Bobbins Included:	Ø13, 19, 26, 38, 51, 76mm
Spindle Height:	115mm
Table Size:	370 x 290mm
Dust Extraction External Diameter:	Ø38mm
Weight:	13kg



Ø305mm Disc
230V


A SM31
Ø305mm Disc Sander

Bench mounting semi-portable disc sander suitable for general woodworking applications. Powerful induction motor with smooth direct drive. Balanced aluminium sanding disc suitable for adhesive backed discs. Includes no-volt load release switch for extra safety. Sanding disc table tilts to 45° and is supplied with mitre gauge for accurate angle sanding.

Motor Power:	750W
Supply/Plug Type:	230V/3-Pin
Power Supply Cable Length:	2m
Disc Size:	Ø305mm
Disc Speed:	1450rpm
Table Size:	156 x 438mm
Table Tilt:	45°
Dust Extraction Diameter:	Ø52mm
Weight:	25.6kg



B



B Replacement Sanding Disc:
SM31/38



C
230V

Ø254mm

Supplied with
Stand & Extension
Tables



Blade at an angle.

C TS10P
Ø254mm Table Saw

Powder coated aluminium table with one rear and two side extension tables. Supplied with 40-tooth TCT blade and 1500W motor. Cutting capacity: 80mm at 0° and 55mm at 45°. Includes quick lock rip-fence, mitre gauge, dust extraction port, push stick and sturdy metal stand. Fitted with 3-pin plug.

Motor Power:	1500W
Supply/Plug Type:	230V/3-Pin
Power Supply Cable Length:	2m
Saw Blade Diameter:	Ø254mm
Arbor Diameter:	Ø30mm
Speed:	4500rpm
Maximum Depth of 0° Cut:	80mm
Maximum Depth of 45° Cut:	55mm
Table Size (W x D):	554 x 540mm
Table Extension Sizes (W x D):	
Side (x2):	115 x 540mm
Rear:	544 x 118mm
Dust Extraction OD:	Ø58.5/99mm
Replacement Blade:	TS10P.601



D 230V

D SM1302
406mm Throat Variable Speed Scroll Saw

Quality cast rounded table, suitable for precise and intricate cutting. Features parallel arm design and quick blade changing system. Variable speed operation to cut multiple types of material. Fitted with adjustable safety guard and flexible dust blower to keep a dust-free work area. Supplied with a pinned blade.

Motor Power:	120W
Supply/Plug Type:	230V/3-Pin
Power Supply Cable Length:	2m
Throat Depth:	406mm
Maximum Cut:	50mm
Stroke:	15mm
Speed:	400-1600spm
Table Size:	410 x 255mm
Table Tilt:	0-45°



VARIABLE
SPEED



E

E SEE BELOW
Scroll Saw Blades - Packs of 12

Scroll saw blades with hardened steel teeth suitable for cutting wood, plastics and thin sheet metal. Suitable for Sealey Model No. SM1302 and other brands of scroll saw. Pin-to-pin length 128mm.

Model No:	Blade Pitch:	Pack Qty:
SM43B10	10tpi	12
SM43B20	20tpi	12
SM43B25	25tpi	12

EYE PROTECTION
For our full range of safety spectacles, see pages 1277 to 1278.





1100mm
Between
Centres
Induction
Motor

75+ KG
HEAVY ITEM
Stand
Included

A SM1100
10-Speed Wood Lathe 1100mm Centres

Powered by smooth operating 550W induction motor. Plate clutch allows seamless speed control without the need to stop the motor and adjust belts and pulleys. Hollow centred head and tail stocks allow hole boring. One-piece machined lathe bed with head stock extension for bowl turning and sanding operations. Head stock rotates through five preset positions for outboard bowl turning. Includes floor stand and fitted with a 3-pin plug and cable.

Supplied with:	Face Plate, Live & Dead Centres, Revolving Dead Centre, Tool Rest & Wrenches
Turning Capacity - Over Bed:	370mm
Turning Capacity - Over Tool Rest:	270mm
Thread Size:	3/4" x 16tpi
Distance Between Centres:	1100mm
Tailstock Taper:	MT2
Turning Speeds:	500-2000rpm
Motor Power:	550W
Supply/Plug Type:	230V/3-Pin
Power Supply Cable Length:	2m



C AK60/8
8pc Wood Turning Chisel Set

Long, 2-handed softwood handles with tool steel shafts and tips. Suitable for use with Model No's SM1308 and SM1100, as well as other leading brands of wood lathe.

Contents:	
Skew Chisels:	1/2", 1"
Gouges:	1/4", 1/2", 3/4"
Parting Tool:	3/16"
Points:	1/2", 1/2" Round Nose
Lengths:	360-365mm



E-H SEE BELOW
Wood Lathe Accessories

A full range of quality accessories for Model No's SM1308, SM1100 and other brands of wood lathes.

Model No:	Description:
E SM42/ACC2	Cup Chuck
F SM42/ACC3	Screw Chuck
G SM42/ACC5	Independent Chuck
H SM42/ACC6	Face Plate RH - Ø150mm



1000mm
Between
Centres

B SM1308
4-Speed Wood Lathe 1000mm Centres

Powered by 370W motor with no-volt load release switch which prevents restart after the mains power has been interrupted. Solid head and tail stocks. Lathe bed with twin bar construction. Four turning speed options to suit a variety of jobs. Fitted with a 3-pin plug and cable.

Supplied with:	Face Plate, Live & Dead Centres, 305mm Tool Rest
Turning Capacity - Over Bed:	350mm
Turning Capacity - Over Tool Rest:	300mm
Thread Size:	3/4" x 16tpi
Distance Between Centres:	1000mm
Tailstock Taper:	n/a
Turning Speeds:	850, 1250, 1750, 2510rpm
Motor Power:	370W
Supply/Plug Type:	230V/3-Pin
Power Supply Cable Length:	1.2m



D SM94
1/2" Hollow Chisel Mortiser

Suitable for cutting mortises for joints, locks and dead-bolts. Twin uprights with hydraulic damper carry head assembly and have adjustable depth stop for repetitive work. Heavy-duty induction motor with no-volt release switch to prevent accidental restart after power failure or jam. Supplied with arbor extension, 13mm drill chuck and mortising chisels. Includes table and workpiece clamp.

Chisel Capacity:	6-12mm
Chuck Capacity:	13mm
Spindle Speed:	1400rpm
Spindle Travel:	132mm
Throat Depth:	77mm
Table Size:	340 x 150mm
Motor Power:	370W
Dimensions (W x D x H):	340 x 355 x 640mm
Supply/ Plug Type:	230V/3-Pin
Power Supply Cable Length:	2m
Weight:	27kg

I SEE RIGHT
Mortising Chisels with Drill

Not illustrated. Suitable for Model No. SM94 hollow chisel mortisers. Supplied with mortise drill.

Model No:	Size:
SM94CDS14	1/4"
SM94CDS38	3/8"
SM94CDS12	1/2"
SM96CDS58	5/8"
SM96CDS34	3/4"



A

1hp

Induction Motor

A SM48

Dust & Chip Extractor 1hp

Mobile workshop extractor suitable for attachment to most static workshop machines including bandsaws, table saws, scroll saws, planers and sanders. Supplied with 2m of Ø100mm suction ducting.

Airflow:	500cfm
Impeller Diameter:	Ø230mm
Intake Diameter:	Ø100mm
Flex Hose Diameter:	Ø100mm
Flex Hose Length:	2m
Motor Power:	750W
Supply/Plug Type:	230V/3-Pin
Power Supply Cable Length:	1.6m



B

1hp

Induction Motor

C

2hp

Induction Motor

B-C SEE BELOW

Dust & Chip Extractors

Mobile workshop extractors suitable for attachment to most static workshop machines including bandsaws, table saws, scroll saws, planers and sanders. Supplied with 2m of Ø100mm suction ducting.



D

Ø115mm

Suitable for:

Ceramics

Porcelain

Quarry

Slate

Stone

D TC115

Ø115mm Portable Tile Cutter

Lightweight portable wet tile cutter. Powered by 500W - 230V electric motor with low-voltage release switch in case of power failure. The table tilts from 0°-45° and is fitted with adjustable parallel cutting fence. Also includes 45° cutting guide. Supplied with Ø115mm continuous rimmed diamond cutting blade suitable for glazed ceramic, porcelain, quarry, slate and natural stone tiles. Incorporates 3.5L capacity water reservoir for blade cooling. Fitted with handy storage area for 2m of cable and 3-pin plug.

Motor Power:	500W
Supply/Plug Type:	230V/3-Pin
Power Supply Cable Length:	1.8m
Blade Size:	Ø115mm
Bore:	Ø22.23mm
Maximum Cutting Depth - 45°:	16mm
Maximum Cutting Depth - 90°:	25mm
Replacement Blades:	TC115.B
Weight:	4.7kg

	B	C
Model No:	SM46	SM47
Airflow:	500cfm	618cfm
Impeller Diameter:	Ø230mm	Ø250mm
Intake Diameter:	Ø100mm	Ø125mm
Flex Hose Diameter:	Ø100mm	Ø100mm
Flex Hose Length:	2m	2m
Motor Power:	750W	1500W
Supply/Plug Type:	230V/3-Pin	230V/3-Pin
Power Supply Cable Length:	1.6m	1.6m



E

Ø180mm

Suitable for:

Ceramics

Porcelain

Quarry

Slate

Stone



E TC180

Ø180mm Electric Tile Cutter

Powered by 500W - 230V electric motor with thermal overload protection and VDE approved magnetic safety switch. Chrome plated table tilts from 0°-45° and is fitted with adjustable parallel cutting fence. Also includes 45° cutting guide. Supplied with Ø180mm continuous rimmed diamond cutting blade suitable for glazed ceramic, porcelain, quarry, slate and natural stone tiles. Incorporates 3.5L capacity water reservoir for blade cooling. Fitted with 3-pin plug.

Motor Power:	500W
Supply/Plug Type:	230V/3-Pin
Power Supply Cable Length:	2m
Blade Size:	Ø180 x 2.6
Bore:	Ø22mm
Speed:	2800rpm
Table Size:	395 x 385mm
Maximum Cutting Depth - 45°:	25mm
Maximum Cutting Depth - 90°:	35mm
Replacement Blades:	TC180B/04

For our full range of safety spectacles, see pages 1277 to 1278.





A FWB1
Folding Workbench - 235mm Capacity

Hard-wearing MDF top with pre-drilled jaw grip anchorages. Features vice capability for gripping work whilst sawing, planing and drilling. Bench legs fold flat for easy storage and incorporate tool storage slots. Suitable for sawing, drilling, planing and sanding operations.

Folded (W x D x H):	605 x 140 x 895mm
Unfolded (W x D x H):	605 x 630 x 750mm
Clamp Capacity:	235mm



D FWB1000
1m Portable Folding Workbench
See page 996 for full specification.



B RS5
Single Roller Stand - 90kg Capacity

Precision made, height-adjustable, roller stand suitable for woodworking applications. Aids material handling and increases productivity. Roller fitted with smooth acting ball-bearings.

Capacity:	90kg
Roller Width:	400mm
Height Adjustment:	690-1180mm
Number of Rollers:	1
Weight:	7.2kg



C RS901
Single Roller Stand - 400kg Capacity

Heavy-duty height-adjustable workshop roller stand suitable for industrial applications. Roller fitted with industrial quality ball-bearings for smooth action. Improves handling of long or awkward stock and helps increase both productivity and accuracy.

Capacity:	400kg
Roller Width:	350mm
Height Adjustment:	570-975mm
Number of Rollers:	1
Weight:	11.17kg



E RS911F
450-1300mm Adjustable Roller Stand - 130kg Capacity

Heavy-duty roller stand suitable for woodworking and other workshop and warehouse applications. Adjustable height and length to suit desired job also enables unit to be stored easily when not in use. Aids material handling and increases productivity. Nine rollers fitted with smooth acting ball-bearings. Mounted on braked castors.

Capacity:	130kg
Number of Rollers:	9
Roller Width:	490mm
Height Adjustment:	640-1000mm
Length:	450-1300mm



Folding
100kg Capacity

A FDT2
Fold Down Trestles - Pair

Manufactured from pressed steel, these trestles are ideal for supporting large workpieces when cutting and drilling. Trestle tops include an anti-slip and carry handle. Fully collapsible for easy storage and transportation.

Folded (W x D x H):	995 x 105 x 36mm
Unfolded (W x D x H):	995 x 480 x 780mm
Capacity Per Trestle:	100kg
Capacity Across Two Trestles:	200kg (Evenly Spread)




Folding
150kg Capacity

B FTAL1
Fold Down Trestle with Adjustable Legs

Pressed steel trestle top with durable coating for corrosion resistance. Trestle top features an anti-slip mat and carry handle. Adjustable legs manufactured from square section steel tube, perfect for use on uneven ground and steps. Ideal for supporting large workpieces when cutting, drilling etc. Fully collapsible for easy storage and transportation.

Folded (W x D x H):	995 x 125 x 75mm
Unfolded (W x D x H):	995 x 590* x 910*mm
Height Adjustment:	630-910mm
Capacity:	150kg

C FTAL12 Fold Down Trestle with Adjustable Legs - Pair
*Maximum



200kg Capacity **Folding**

D FDT3
Fold Down Telescopic Trestle

Manufactured from square section steel tube the trestle is ideal for supporting large/long workpieces when cutting, drilling etc. Trestle beam has 7-position height adjustment and includes pivoted end stops to retain the workpiece. Legs fold in for easy transportation and storage.

Capacity:	200kg
Height Adjustment:	800-1300mm
Beam Width:	690mm
Width Between Stops:	650mm
Folded (W x D x H):	690 x 105 x 840mm

G FDT32 Fold Down Telescopic Trestle - Pair



175kg Capacity **HEAVY DUTY** **Folding**

F FDT4
Heavy-Duty Folding Composite Trestle

Manufactured from 30mm thick heavy-duty composite material, with ribbed rubber feet for added stability. Ideal for supporting large workpieces when cutting, drilling and sawing. Rubber ring anti-slip grips for added workpiece stability. Four composite hooks, two either side, allow for work material to be positioned to enable quick and easy-access. Fully collapsible for easy storage and transportation.

Folded (W x D x H):	690 x 60 x 840mm
Unfolded (W x D x H):	690 x 520 x 810mm
Capacity:	175kg

G FDT42 Heavy-Duty Folding Composite Trestle - Pair

A



A RC50
45mm Ratchet Clamp

Quick ratcheting clamp with easy release trigger. Manufactured with a nylon body, TPR handle and textured pads. Free-moving pads enable clamping at multiple angles. Features maximum jaw opening of 45mm.

Maximum Jaw Opening:	45mm
----------------------	------

B



B SEE BELOW
Quick Bar Clamps

Heavy-duty bar clamps and spreaders fitted with textured TPR grip for improved ergonomics and suitable for one-handed operation. Features quick change screw to switch between clamp and spreader functions. Full faced pads provide even distribution of pressure. Features a maximum clamping force of up to 150kg. Fitted with strengthened carbon steel bar minimising bending.

Model No:	Throat:	Capacity:
QBC150	93mm	150mm(6")
QBC300	93mm	300mm(12")

C



C SEE BELOW
Ratchet Bar Clamps

Ratchet action with comfort grip handle and quick release button for fast adjustment. Fixed jaw may be reversed to allow use as a spreader. Resilient clamping faces and 63mm throat.

Model No:	Throat:	Capacity:
AK6101	63mm	150mm(6")
AK6102	63mm	300mm(12")

D NEW



D RC504
4pc 45mm Ratchet Clamp Set

Quick ratcheting clamps with easy release trigger. Manufactured with a nylon body, TPR handle and textured pads. Free-moving pads enable clamping at multiple angles. Features maximum jaw opening of 45mm.

G NEW



H NEW



E NEW

F NEW



E-F SEE BELOW
2pc Quick Bar Clamp Sets

Heavy-duty bar clamp and spreader fitted with textured TPR grip for improved ergonomics and suitable for one-handed operation. Features quick change screw to switch between clamp and spreader functions. Full faced pads provide even distribution of pressure. Features a maximum clamping force of up to 150kg. Fitted with strengthened carbon steel bar minimising bending.

Model No:	Throat:	Capacity:
E QBC1502	93mm	150mm(6")
F QBC3002	93mm	300mm(12")

G-H SEE BELOW
4pc Ratchet Bar Clamp Sets

Ratchet action clamps with comfort grip handle and quick release button for fast adjustment. Fixed jaw may be reversed to allow use as a spreader. Resilient clamping faces and 63mm throat.

Model No:	Throat:	Capacity:
G AK61014	63mm	150mm(6")
H AK61024	63mm	300mm(12")



A SEE BELOW
Sash Clamps

Forged clamp jaws with smooth action threaded clamps. Pins fitted with chains to help prevent loss. Adjustable capacity from 0-50mm on lead screw. Suitable for carpenters and cabinet-makers.

Model No:	Length:	Max. Clamp Capacity:
AK6024	600mm	450mm
AK6036	900mm	760mm
AK6048	1200mm	1070mm
AK6060	1500mm	1370mm
AK6072	1800mm	1680mm
AK6084	2100mm	1980mm



B SEE BELOW
G-Clamps

Forged bodies with smooth acting threaded clamps. Fitted with swivel tip to reduce marking.

Model No:	Length:	Throat:
AK6002	50mm	25mm
AK6003	75mm	38mm
AK6004	100mm	65mm
AK6006	150mm	70mm
AK6008	200mm	80mm
AK6010	250mm	95mm
AK6012	300mm	100mm




C NEW

C SEE BELOW
Quick Release G-Clamps

Quick release mechanism for speedy positioning. Forged body with smooth acting threaded clamp. Fitted with swivel tip to reduce marking.


Model No:	Length:	Throat:
AK6004Q	100mm	65mm
AK6006Q	150mm	70mm



D NEW
D SEE BELOW
4pc G-Clamp Sets

Refer to individual Model No's for full specification.

Model No:	Length:	Contents:
AK6003SET	75mm & 100mm	AK6003 (x2), AK6004 (x2)
AK6006SET	150mm & 200mm	AK6006 (x2), AK6008 (x2)



E NEW
E SEE BELOW
G-Clamps - Packs of 4

Model No:	Pack Quantity:	Length:	Throat:
AK60034	4	75mm	38mm
AK60044	4	100mm	65mm
AK60064	4	150mm	70mm
AK60084	4	200mm	80mm




F DJ02
7pc Angled Pocket Dowelling Jig Set
Pocket-sized 15° angled dowel jig set. Set includes 6, 8, 10mm drill bit guides and adaptor.



G RC70
90° Mitre Corner Clamp
Suitable for aligning, holding and fixing materials such as wood, metal and plastic at an exact right angle. Single handle 90° corner clamp with heavy-duty aluminium alloy body and swing jaw. Rubberised anti-slip handle for ease of use.



H QBC04
4pc Mitre Wood Corner Clamp Set
Fast and simple for fixing frames at a 90° angle. Ideal for wood thickness of 5-22mm. Aid for screwing or gluing joints together. Single hand operation. Ideal for making picture frames, small cupboards and assembling shelves.



I DJ01
Universal Dowelling Jig Set
Suitable for a number of different styles of dowel joint including edge-to-edge, edge-to-corner and edge-to-surface. Set includes aluminium dowelling jig, alignment clamps, 60 dowel pins and three drill bit depth stops.

Sizes:	6, 8, 10mm
Contents:	Dowelling Jig, Alignment Clamps, Dowel Pins; 6, 8, 10mm (20 of each), Drill Bit Depth Stops; 6, 8, 10mm

A NEW



A AK9008
Metric Speed Square

Durable high precision metal triangle with integral spirit level. Double-sided with Metric measurements. Suitable for many uses including framing square, pitch guide and mitre. Includes detachable Metric and Imperial steel rule.

B NEW




B AK609DT
Dovetail Marker

Precision engineered tool for marking out dovetails quickly. CNC Machined from anodised aluminium. Outside edges offer slopes of 1:5 and 1:8 while the inner edges have slopes of 1:6 and 1:7. Suitable for working with either soft or hard wood. Features precision scale for accurate working.

Length:	90mm
---------	------

C NEW



C WV150CM
150mm Woodworking Vice with Clamp Mount

Suitable for under bench mounting with mounting clamp. Smooth action lead screw allows positive adjustment of clamp. Can either be bolted directly to the bench or secured with the clamping screw to benches of up to 50mm thickness. Jaws are equipped with a 'Toe-In' feature.

Jaw Width:	150mm
Jaw Opening:	130mm
Overall Height:	155mm
Throat Depth:	50mm
Weight:	3.2kg

D NEW



Siegen

D S06092
Wood Planer Set

2-Piece wood planer set. Hardened, adjustable 65Mn steel blade. Plastic handle and knob for added comfort. Suitable for professional carpentry.

Type:	Smooth Plane:	Block Plane:
Length:	235mm	163mm
Blade Width:	45mm	40mm
Blade Length:	80mm	90mm
Thickness:	1.5mm	2mm

E



E AK6095
Combination Square

High quality, adjustable, machined stainless steel blade with zinc alloy head. Head fitted with scribe, level vial and brass locking screw. Permanently marked with Metric and Imperial graduations. Suitable for woodworking trades.

Length:	300mm
---------	-------

F



F AK6092
Block Plane

Cast iron body with hardened carbon steel cutting blade. Fully adjustable for depth of cut. Lateral and mouth adjustments for coarse and fine work. Lever, cam and screw adjusted cutter head. Machined, recessed sides for firm grip. Suitable for professional carpentry.

Blade Width:	35mm
Length:	160mm

G



G AK6093
Smoothing Plane

Machined, cast iron body with chrome plated pressure plate. Hardened, carbon steel blade with brass nut for depth adjustment, and lever for lateral adjustment. Wooden handle and knob for added comfort. Suitable for professional carpentry.

Blade Width:	50mm
Length:	250mm

H




H AK63
Profile Gauge

Steel pins with holder. Quickly gauges profiles. Integral Metric and Imperial rules. Suitable for flooring, tiling, woodworking and plumbing.

Maximum Profile Depth:	45mm
Maximum Profile Length:	150mm

I



I WW001
Hardwood Mortise Gauge

Constructed with a hardwood body, featuring a knurled brass adjusting screw. Brass inlays and slide allow for improved manoeuvrability. Includes three hardened marking spurs.

Length:	200mm
---------	-------

J




J WW007
Adjustable Hardwood Bevel

Constructed with a polished hardwood body, featuring a blackened steel blade. Solid brass end caps and wing nut to help improved strength and durability.

Length:	230mm
---------	-------

K



K WW002
Hardwood Marking Gauge

Constructed with a hardwood body, featuring a knurled brass adjusting screw. Single hardened marking spur.

Length:	230mm
---------	-------

HEATING & COOLING

 [back to Section List](#)



Air Conditioners

1265

Air Coolers

1264-1266

Blowers

1268

Ceramic Heaters

1260

Dehumidifiers

1266-1267

Diesel Heaters

1250-1253

Fans - Desk/Wall/Floor

1269-1275

Industrial Fans

1271-1275

Infrared Heaters

1261-1263

Kerosene/Diesel Heaters

1250-1253

Propane Heaters

1254-1255

Ventilators

1268

Electric Heaters

1256-1263

A-I SEE BELOW

Space Warmer® Kerosene/Diesel Heaters

Workshop tried and tested, our range of Kerosene/Diesel heaters represents excellent value. The range includes two economy portable units, Model No's AB350 and AB708, which are both supplied without wheels. All models have a digital adjustable thermostat (°C) and are also fitted with digital room temperature (°C) display/error code read-out (except Model No. AB2050, this has no digital display but can still be thermostatically controlled). Proven pump systems handle either kerosene or diesel with only minor adjustment of air compressor. All models are fitted with a fuel tank gauge. Model No's AB7081, AB1008, AB1258, AB1758, AB2158, AB2380 and AB3412 are fitted with fuel tank drain plug, sturdy handle and heavy-duty wheels for easy manoeuvrability. AB2380 and AB3412 are also equipped with cable storage on handle plus Danfoss® oil nozzle and gear pump for stable fuel delivery.



Fast identification of error codes. Also displays current and desired room temperature.



Ensures work area can be kept at a constant and comfortable temperature.



Error Code Reader & Thermostat Control



Fuel Gauge



Ensures monitoring of the fuel level, without having to remove the fuel cap.



A NEW 35k Btu/hr



KEROSENE
DIESEL

10kW



20kW

B 70k Btu/hr



KEROSENE
DIESEL



20kW

C 70k Btu/hr



KEROSENE
DIESEL



D 100k Btu/hr



KEROSENE
DIESEL

30kW



E 135k Btu/hr



KEROSENE
DIESEL

40kW



F 170k Btu/hr



KEROSENE
DIESEL




50kW

G **NEW** 205k Btu/hr



KEROSENE
DIESEL



60kW

H **NEW** 240k Btu/hr



KEROSENE
DIESEL



70kW

I 340k Btu/hr



KEROSENE
DIESEL



100kW

	A	B	C	D	E	F	G	H	I
Model No:	AB350	AB708	AB7081	AB1008	AB1258	AB1758	AB2050	AB2380	AB3412
Output:	10kW	20kW	20kW	30kW	40kW	50kW	60kW	70kW	100kW
Output:	35,000Btu/hr	70,000Btu/hr	70,000Btu/hr	100,000Btu/hr	135,000Btu/hr	170,000Btu/hr	205,000Btu/hr	240,000Btu/hr	340,000Btu/hr
Fuel Tank:	22L	19L	22L	38L	50L	22L	56L	69L	69L
Fuel:	Kerosene/ Diesel	Kerosene/ Diesel	Kerosene/ Diesel	Kerosene/ Diesel	Kerosene/ Diesel	Kerosene/ Diesel	Kerosene/ Diesel	Kerosene/ Diesel	Kerosene/ Diesel
Supply/Plug Type:	230V/3-Pin	230V/3-Pin	230V/3-Pin	230V/3-Pin	230V/3-Pin	230V/3-Pin	230V/3-Pin	230V/3-Pin	230V/3-Pin
Power Supply Cable Length:	1m	1m	1m	1m	1m	1m	1m	1m	1m
Running Time per Filling (Max.):	23hr	11hr	11hr	14hr	11hr	11hr	10hr	10hr	7hr
Transport Wheels:	✗	✗	✓	✓	✓	✓	✓	✓	✓
Airflow:	265cfm	323cfm	323cfm	441cfm	529cfm	647cfm	700cfm	765cfm	825cfm
Automatic Shut-Off:	✓	✓	✓	✓	✓	✓	✓	✓	✓
Heated Area:	8,800ft ³	21,200ft ³	21,200ft ³	28,250ft ³	42,300ft ³	49,500ft ³	56,500ft ³	70,600ft ³	88,200ft ³
Heated Area:	250m ³	600m ³	600m ³	800m ³	1,200m ³	1,400m ³	1,600m ³	2,000m ³	2,500m ³
Weight:	14.8kg	14.9kg	15.4kg	22.2kg	27.8kg	27.8kg	27.6kg	41kg	41kg

A NEW

13kW Diesel 44.5k Btu/hr



B NEW

16kW Diesel 55k Btu/hr



3 YEAR GUARANTEE*



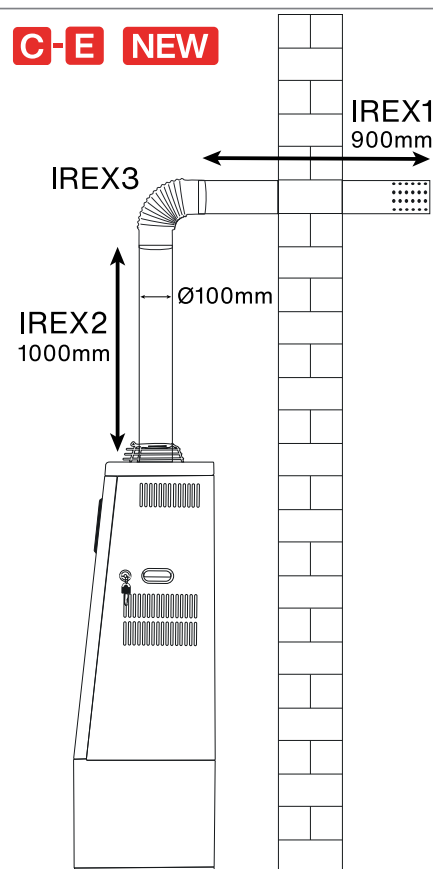
A-B SEE BELOW

Industrial Infrared Diesel Heaters

Versatile and compact diesel-fuelled Infrared technology heater has no electric fan, meaning there is no air movement and the heat is spread evenly in all directions, quietly and dust-free. Ideal for use in well-ventilated indoor areas including garages, workshops, warehouses and marquees. Extremely inexpensive to run, using only around 1L of fuel per hour. Clean burn and precisely controlled fuel supply, ensure that no unpleasant odours or carbon monoxide enter the air. Equipped with advanced safety features including overheat protection, auto-misfire, tilt, shock, low fuel shut-off sensors and flame-out fuel cut. Features 24hr timer and temperature control thermostat. Soft-touch control panel with LED display. Fitted with four castor wheels for easy manoeuvrability.

	A	B
Model No:	IR13	IR16
Output:	44,500btu/hr(13kW)	55,000btu/hr(16kW)
Fuel:	Diesel	Diesel
Fuel Tank:	50L	50L
Supply/Plug Type:	230V/3-Pin	230V/3-Pin
Power Supply Cable Length:	1.8m	1.8m
Running Time per Filling (Maximum):	52hr	42hr
Transport Wheels:	✓	✓
Automatic Shut-Off:	✓	✓
Heated Area:	11,477ft ³ (325m ³)	14,125ft ³ (400m ³)
Weight:	46kg	50kg

C-E NEW



C NEW



D NEW



E NEW

C-E SEE BELOW
Ø100mm Exhaust/Flue Sections

Ø100mm 201 Stainless steel exhaust/flue sections.



Model No:	Type:	Size:
C IREX1	End Pipe	900mm
D IREX2	Flue Extension	1000mm
E IREX3	90° Bend	Ø100mm

A



70k Btu/hr
PARAFFIN
KEROSENE
DIESEL



Optional trolley for IR20, order Model No. IR20T.

A IR20

70,000Btu/hr Space Warmer® Paraffin/Kerosene/Diesel Heater

Versatile multi-fuel heater designed to run on paraffin, kerosene or diesel. Clean burning unit suitable for well-ventilated applications. 15L Tank allows approximately 8hrs running time, making this unit extremely economical. Safety features include automatic overheat safety shut-off and quiet operation. Optional trolley available for easy manoeuvrability, Model No. IR20T.

Output:	70,000Btu/hr(20.5kW)
Fuel Tank:	15L
Fuel:	Paraffin/Kerosene/Diesel
Supply/Plug Type:	230V/3-Pin
Power Supply Cable Length:	2m
Running Time per Filling (Maximum):	8hr
Automatic Shut-Off:	✓
Heated Area:	14,000ft ³ (396m ³)
Weight:	14kg
Trolley (Optional):	IR20T

B



125k Btu/hr
PARAFFIN
KEROSENE
DIESEL

B IR37

125,000Btu/hr Space Warmer® Paraffin/Kerosene/Diesel Heater with Wheels

Versatile multi-fuel heater designed to run on paraffin, kerosene or diesel. Clean burning unit suitable for well-ventilated applications. 53L Tank allows approximately 20hrs running time, making this unit extremely economical. Safety features include automatic overheat safety shut-off and quiet operation.

Output:	95,000Btu/hr(20.5kW)/125,000Btu/hr(37kW)
Fuel Tank:	53L
Fuel:	Paraffin/Kerosene/Diesel
Supply/Plug Type:	230V/3-Pin
Power Supply Cable Length:	2m
Running Time per Filling (Maximum):	20hr
Transport Wheels:	✓
Automatic Shut-Off:	✓
Heated Area:	25,000ft ³ (708m ³)
Weight:	36.2kg


C



155k Btu/hr
PARAFFIN
KEROSENE
DIESEL



FEATURES & BENEFITS



C IR55

45.5kW Infrared Paraffin/Kerosene/Diesel Heater

Infrared heater suitable for well ventilated applications. Designed to increase heat efficiency while eliminating the fragility and brittleness of ceramic cones. Clean burning unit operates on paraffin, kerosene or diesel. Produces an impressive output of 155,252 Btu/hr. 65L Tank allows a maximum of 15hrs running time. Features electronic flame control with photo resistance sensor. Outer cover cooled by forced air over the complete surface of the cone. Complies with rigorous standards and is fitted with a safety cut-out.

Output:	45.5kW(155,252Btu/hr)
Fuel Tank:	65L
Fuel:	Paraffin/Kerosene/Diesel
Supply/Plug Type:	230V/3-Pin
Power Supply Cable Length:	1.2m
Running Time per Filling (Maximum):	15hr
Automatic Shut-Off:	✓
Transport Wheels:	✓
Heated Distance:	5m
Weight:	75kg

A

14k Btu/hr

PROPRANE

Piezolectric Ignition

Hose and Regulator Included.

A LP13
14,330Btu/hr Space Warmer® Propane Heater Bottle Mounting
 Ceramic plaque space warmer/propane heater. Fitted with a piezoelectric button igniter which makes it quick and easy to ignite. For added convenience it is supplied with 37mbar fixed regulator and 1.5m gas hose. Gas bottle not included. Self-standing with steel tube and built-in handle makes it is easy and hassle free to move around any workshop or garage. Output of 14,330Btu/hr.

Fuel:	Propane
Output:	10,250-14,330Btu/hr
Fuel Consumption:	0.22-0.33kg/hr

B

14k Btu/hr

PROPRANE

Piezolectric Ignition

Hose and Regulator Included.

B LP14
14,330Btu/hr Space Warmer® Propane Heater with Stand
 Ceramic plaque space warmer/propane heater. Fitted with a piezoelectric button igniter which makes it quick and easy to ignite. For added convenience it is supplied with 37mbar fixed regulator and 1.5m gas hose. Gas bottle not included. Self-standing with steel tube and built-in handle makes it is easy and hassle free to move around any workshop or garage. Output of 14,330Btu/hr.

Fuel:	Propane
Output:	10,250-14,330Btu/hr
Fuel Consumption:	0.22-0.33kg/hr

C **35k Btu/hr** **10.2kW** **PROPRANE** **Piezolectric Ignition**

D **125k Btu/hr** **36.6kW** **PROPRANE** **Piezolectric Ignition**

C-D **SEE BELOW**

C-D Hose and Regulator Included.

Space Warmer® Industrial Propane Heaters

Industrial heaters suitable for well ventilated applications. Reaches maximum heat output within seconds of being turned on. Highly portable, no power supply required, just connect to gas bottle (not included). Heavy-duty frame and steel mesh guard with durable paint finish. Fitted with a piezoelectric ignition system for trouble-free starting. Features safety thermocouple, flame failure valve and tip-over switch. Super quiet operation, includes no moving parts. Supplied with an approved propane gas regulator and hose. Tested and certified to CE/EN standards.

	C	D
Model No:	LPH35	LPH125
Output:	10.25kW	36.6kW
Output:	35,000Btu/hr	125,000Btu/hr
Fuel Consumption:	0.74kg/hr	2.6kg/hr
Width:	230mm	400mm
Depth:	308mm	475mm
Height:	850mm	1090mm
Fuel:	Propane	Propane
Weight:	8.8kg	17.4kg

E

14k Btu/hr

4.2kW

BUTANE

Piezolectric Ignition

Hose and Regulator Included.

E CH4200
4.2kW Cabinet Gas Heater
 Ceramic plaque cabinet heater ideal for office or home use. Accepts 15kg Butane bottle (not included) which fits into the rear of the unit. Features piezoelectric ignition, removing the need for batteries. Three heat output settings ranging from 1.55 to 4.2kW (5,288 to 14,330Btu/hr). Safety features fitted include a flame failure device, anti-tilt switch and oxygen depletion system. Supplied with hose and regulator.

Fuel:	Butane
Output:	1.55/2.9/4.2kW(5,288-14,330Btu/hr)
Fuel Consumption:	0.11/0.2/0.305kg/hr
Overall Size (W x D x H):	430 x 295 x 750mm

F-G SEE BELOW
30,000-68,000Btu/hr (9-20kW) Space Warmer® Cordless Propane Heater - 230V/Rechargeable
 30,000-68,000Btu/hr (9-20kW) Space Warmer® Propane Heater 230V mains operated with option of mobile use by purchasing 20V battery and charger, sold separately. Heats an area of up to 350m³. Fan assisted, fitted with a piezoelectric ignition system for trouble-free starting and features a direct gas head assembly. Features safety solenoid preventing the unit from leaking gas without first being electrically started. Mains or cordless power means increased versatility in positioning heater where it is most required. Mains lead/transformer is included. Part of the SV20 Series offering a one battery fits all solution, keeping costs down without compromising on performance, see pages 844 to 872 for the rest of the range. To run cordless requires compatible 20V battery and mains charger, sold separately. Also supplied with an approved propane gas regulator and hose. Many users have found the advantages of propane heaters far outweigh the small additional running costs, as the fuel is more completely burned and does not leave an oily residue as experienced with paraffin, kerosene or diesel heaters. There is no odour, except for the few seconds during start-up and the unit runs a little more quietly since it does not need a compressor to drive the fuel to the burner. Durable paint finish. Tested and certified to CE/EN standards. Manufactured to BS EN 1596.

F-G **NEW** **SV20 SERIES** **PROPRANE**

Piezolectric Ignition

Over-Heat Shut-Off

Variable HEAT Settings

Model No:	Type:	Contents:
F LP69C	Body Only	230V/20V Propane Heater
G LP69CCOMBO	Kit	LP69C - 230V/20V Propane Heater CP20VBP4 - 4Ah Battery CP20VMC - Battery Charger

A-E SEE BELOW

Space Warmer® Propane Heaters

Many users have found the advantages of propane heaters far outweigh the small additional running costs. The fuel is more completely burned and does not leave an oily residue as experienced with paraffin heaters. There is no odour, except for the few seconds during start-up and the units run a little more quietly, since they do not need a compressor to drive the fuel to the burner. Heaters are fan assisted, fitted with a piezoelectric ignition system for trouble-free starting and feature a direct gas head assembly. Safety solenoids prevent the heaters from leaking gas without first being electrically started. Supplied with an approved propane gas regulator and hose. All models are tested and certified to CE/EN standards. Manufactured to BS EN 1596.



Fully Approved hose and regulator included.



Ensures work area can be kept at a constant and comfortable temperature.



Ensures safe shut down of unit if overheating occurs, preventing any potential danger.



Piezoelectric ignition make starting the unit easy and trouble-free.

A

40.5k Btu/hr
11.5kW
PROPANE

Over-Heat Shut-Off
Hose & Regulator Included
Piezoelectric Ignition

D

170k Btu/hr
50kW
PROPANE

Over-Heat Shut-Off
Hose & Regulator Included
Piezoelectric Ignition
Variable HEAT Settings

B

54.5k Btu/hr
16kW
PROPANE

Over-Heat Shut-Off
Hose & Regulator Included
Piezoelectric Ignition
Variable HEAT Settings

E

400k Btu/hr
117kW
PROPANE

Over-Heat Shut-Off
Hose & Regulator Included
Piezoelectric Ignition

C

102k Btu/hr
30kW
PROPANE

Over-Heat Shut-Off
Hose & Regulator Included
Piezoelectric Ignition
Variable HEAT Settings

	A	B	SEE PAGE 1254	C	D	E
Model No:	LP41	LP55	LP69C	LP100	LP170	LP401
Output:	11.5kW	16kW	9-20kW	18-30kW	30-50kW	61.5-117kW
Output:	40,500Btu/hr	54,500Btu/hr	30,000-68,000Btu/hr	61,000-102,000Btu/hr	102,000-170,000Btu/hr	210,000-400,000Btu/hr
Airflow:	300cfm	300cfm	294cfm	380cfm	400cfm	1,400cfm
Fuel Consumption:	0.91kg/hr	1.32kg/hr	0.65-1.45kg/hr	1.3-2.18kg/hr	2.18-3.63kg/hr	5.2-8.4kg/hr
Supply/Plug Type:	230V/3-Pin	230V/3-Pin	230V/3-Pin/20V	230V/3-Pin	230V/3-Pin	230V/3-Pin
Power Supply Cable Length:	1.5m	1.5m	1.5m	1.2m	1.2m	1.2m
Size (W x D x H):	215 x 385 x 325mm	230 x 460 x 310mm	240 x 450 x 405mm	245 x 465 x 385mm	250 x 665 x 410mm	405 x 995 x 620mm
Fuel:	Propane	Propane	Propane	Propane	Propane	Propane
Heated Area:	6850ft ³	9,500ft ³	12,360ft ³	15,900ft ³	23,000ft ³	72,000ft ³
Heated Area:	194m ³	275m ³	350m ³	450m ³	650m ³	2,038m ³
Weight:	5.25kg	6kg	6.18kg	5.90kg	8.1kg	24.6kg



Mini Design

A-D SEE BELOW
Oil-Filled Radiators

Oil-filled radiators suitable for office, home, showroom and workshop use. Manufactured to rigorous standards and fitted with a 3-pin plug and safety tip-over switch. Features full thermostatic heat control that cuts power to the heater elements when preset temperature is attained. Elements designed to maximize area of the heated surface in order to transfer more heat to the atmosphere. Model No. RD2500T fitted with 24 hour timer. Model No. RD800 fitted with hard-wearing feet to allow for maximum stability, the rest of the range are fitted with castors for added mobility.

	A	B	C	D
Model No:	RD800	RD1500	RD2500	RD2500T
Power:	800W	1500W	2500W	2500W
Supply/Plug Type:	230V/3-Pin	230V/3-Pin	230V/3-Pin	230V/3-Pin
Power Supply Cable Length:	1.2m	1.5m	1.5m	1.5m
Timer:	✗	✗	✗	✓
Size (W x D x H):	280 x 100 x 390mm	340 x 240 x 614mm	480 x 240 x 624mm	480 x 240 x 624mm
Weight:	3.1kg	7.8kg	11.4kg	11.5kg



E-G SEE BELOW

2000W Convector Heaters with Thermostat

Electric convector heaters with three settings of 750/1250/2000W for gradual control of heating elements. Rotary controlled room thermostat maintains ambient temperature at preset level. Model No's CD2005T and CD2005TT feature built-in turbo fan for accelerated heating. Model No. CD2005TT also features a 24 hour timer allowing the user to programme the time and duration the heater is operated. Slimline sturdy construction and high quality finish make these units suitable for home, light industrial and office environments. Supplied with 3-pin plug.

	E	F	G
Model No:	CD2005	CD2005T	CD2005TT
Power:	750/1250/2000W	750/1250/2000W	750/1250/2000W
Supply/Plug Type:	230V/3-Pin	230V/3-Pin	230V/3-Pin
Power Supply Cable Length:	1.5m	1.5m	1.5m
Turbo Fan:	✗	✓	✓
Timer:	✗	✗	✓
Size (W x D x H):	595 x 200 x 420mm	595 x 200 x 420mm	595 x 200 x 420mm
Weight:	2.5kg	2.8kg	2.9kg



A-B SEE BELOW

2000W Convector Heaters with Thermostat

Modern design convector heaters with three heat settings of 750/1250/2000W for gradual control of heating elements. Rotary controlled room thermostat maintains ambient temperature at preset level, with the addition of a thermal cut-off and overheat protection. Features hard-wearing feet to allow for maximum stability. Slimline, sturdy construction and high quality finish make these units suitable for home, light industrial and office environments. Supplied with 3-pin plug and 1.5m cable.

	A	B
Model No:	CD2013	CD2013TT
Power:	750/1250/2000W	750/1250/2000W
Supply/Plug Type:	230V/3-Pin	230V/3-Pin
Turbo Fan:	✗	✓
Timer:	✗	✓
Size (W x D x H):	620 x 224 x 380mm	600 x 100 x 350mm
Weight:	2.85kg	3.88kg



C FH2010

2000W Fan Heater - 2 Heat Settings & Thermostat

Tough composite case with integral carry handle. Can be seated in a vertical or horizontal position. 2-Position heat settings control two 1000W heating elements. Full range ambient room thermostat maintains temperature at preset level. Fan doubles as cool air blower for use in the summer. Supplied with 3-Pin plug and 1.4m cable.

Power:	1000/2000W
Supply/Plug Type:	230V/3-Pin
Size (W x D x H):	230 x 240 x 120mm
Weight:	1.2kg



D CH2013

1400W Ceramic Fan Heater - 2 Heat Settings

Stylish modern design heater with two heat settings of 700/1400W. Features PTC heat conducting ceramic elements to achieve an instant, odour-free heat. Thermostat control to maintain ambient temperature at preset level. Includes overheating protection and tilt safety switch. Protecting the user, product and environment.

Power:	700/1400W
Supply/Plug Type:	230V/3-Pin
Size (W x D x H):	210 x 115 x 250mm
Weight:	1.2kg



E-F SEE BELOW

Industrial Fan Heaters

Portable industrial heaters with two heat settings and one setting for air movement only. Tough composite case with integral carry handle. Full range ambient room thermostat maintains temperature. Fan doubles as cool air blower for use in the summer. Model No. FH3000 is supplied without plug.

	E	F
Model No:	FH2400	FH3000
Power:	0-2400W	0-3000W
Size (W x D x H):	300 x 267 x 332mm	300 x 267 x 332mm
Supply/Plug Type:	230V/3-Pin	230V/Bare Wire
Power Supply Cable Length:	1.3m	1.3m
Weight:	2.8kg	2.8kg



G-H SEE BELOW

Industrial Ceramic Fan Heaters

Portable industrial heaters with two heat settings and one setting for air movement only. Features PTC heat conducting ceramic elements to achieve an instant, odour-free heat. Thermostat control to maintain ambient temperature. Includes overheating protection, protecting the user, product and environment.

	G	H
Model No:	CH20	CH28
Power:	0-2000W	0-2800W
Size (W x D x H):	210 x 130 x 260mm	234 x 130 x 284mm
Supply/Plug Type:	230V/3-Pin	230V/3-Pin
Power Supply Cable Length:	1.2m	1.2m
Weight:	1.4kg	1.5kg

A-D SEE BELOW

Industrial PTC Fan Heaters

Industrial fan heaters with PTC heat conducting ceramic elements to achieve an instant, totally dry heat with no condensation, no gas, no fumes and no smell. Ambient room thermostat maintains temperature at a preset level. Ideal for industrial applications with two heat settings or fan only.



	A	B	C	D
Model No:	PEH2001	PEH3001	PEH5001	PEH9001
Power:	1000/2000W	1500/3000W	3300/6000W	6000/9000W
Heated Area:	40m ³	60m ³	100m ³	180m ³
Supply/Plug Type:	230V/3-Pin	230V/Bare Wire	415V/3ph/Red - 16A-4P+E	415V/3ph/Red - 16A-4P+E
Power Supply Cable Length:	1.3m	1.3m	1.3m	1.3m
Size (W x D x H):	210 x 160 x 217mm	265 x 209 x 293mm	300 x 235 x 343mm	400 x 310 x 460mm
Weight:	1.75kg	2.9kg	4.2kg	6.3kg



E-H SEE BELOW

Industrial Fan Heaters

Electric fan heaters with ducting for industrial applications. Model No. DEH2001 features one heat setting, Model No's DEH3001, DEH5001 and DEH10001 feature two heat settings. All units have thermostat control and fan only options. A totally dry heat with no condensation, no gas, no fumes and no smell. Ideal for workshops and garages. Model No. DEH2001 is supplied with 6m ducting hose, power cable and 3-pin plug. Model No DEH3001 is supplied with 6m ducting hose and power cable. DEH5001 is supplied with 6m ducting hose, 3ph power cable and 16A plug. DEH10001 is supplied with 6m ducting hose, 3ph power cable and 32A plug.

	E	F	G	H
Model No:	DEH2001	DEH3001	DEH5001	DEH10001
Power:	2000W	1500/3000W	2500/5000W	5000/10000W
Supply/Plug Type:	230V/3-Pin	230V/Bare Wire	415V/3ph/Red - 16A-4P+E	415V/3ph/Red - 32A-4P+E
Power Supply Cable Length:	1.2m	1.2m	1.2m	1.2m
Size (W x D x H):	310 x 210 x 340mm	310 x 210 x 340mm	400 x 240 x 360mm	440 x 300 x 430mm
Weight:	6.26kg	6.57kg	8.62kg	13.02kg

All models supplied with ducting.

A-B SEE BELOW

Industrial Fan Heaters

Electric fan heaters for industrial applications. Model No. EH2001 features one heat setting, Model No. EH3001 features two heat settings. Both units have thermostat control and fan only options. A totally dry heat with no condensation, no gas, no fumes and no smell. Ideal for workshops and garages. Model No. EH2001 supplied with power cable and 3-pin plug. Model No. EH3001 supplied with power cable.



C-F SEE BELOW

Industrial Fan Heaters 3ph

Electric fan heaters for industrial applications. Model No's EH5001, EH9001 and EH30001 feature two heat settings and fan only option. Model No. EH15001 features three heat settings and adjustable thermostat control with fan only option. Auto cooling system to prevent unit from overheating during use. A totally dry heat with no condensation, no gas, no fumes and no smell. Ideal for workshops and garages. Model No's EH5001 and EH9001 supplied with 3-phase power cable and 16A plug. Model No's EH15001 and EH30001 supplied with 3-phase chassis mounted 5-pin connector (extension cable required).



EH5001, EH9001 and EH30001 feature two heat settings, EH15001 features three. All units have a variable thermostat control and fan only option.

IMPORTANT NOTE

Model No's EH5001, EH9001, EH15001 and EH30001 require a 3-phase supply.

Please ensure installation is carried out by a competent electrician.



	A	B	C	D	E	F
Model No:	EH2001	EH3001	EH5001	EH9001	EH15001	EH30001
Power:	2000W	1500/3000W	2500/5000W	4500/9000W	5000/10000/15000W	15000/30000W
Heated Area:	40m ³	60m ³	100m ³	180m ³	300m ³	600m ³
Supply/Plug Type:	230V/3-Pin	230V/Bare Wire	415V/3ph/ Red - 16A-4P+E	415V/3ph/ Red - 16A-4P+E	415V/3ph/ Red - 32A-4P+E	415V/3ph/ Red - 63A-4P+E
Power Supply Cable Length:	1.2m	1.2m	1.2m	1.2m	n/a	n/a
Size (W x D x H):	215 x 230 x 280mm	315 x 330 x 400mm	315 x 330 x 400mm	350 x 405 x 460mm	495 x 520 x 860mm	645 x 565 x 860mm



A-B SEE BELOW
2800W Ceramic Heaters

Powder coated metal construction with two ceramic heating elements providing instant heat when required. Adjustable thermostat control (15°C–45°C). Soft-touch control panel with LED display. Programmable 7-day timer function. Equipped with a tilt cutout switch for added safety. Ideal for workshops and garages. Features chemically polished reflectors which provide maximum heat emission. Model No. CH30 fitted with sturdy frame and carry handle, Model No. CH30S supplied with adjustable height tripod. Both supplied with cable and 3-pin plug.



	A	B
Model No:	CH30S	CH30
Power:	1400/2800W	1400/2800W
Supply/Plug Type:	230V/3-Pin	230V/3-Pin
Power Supply Cable Length:	1.5m	1.5m
Dimensions (W x D x H):	Heater; 395 x 190 x 422mm	395 x 387 x 668mm
Maximum Height:	1760mm	n/a
Minimum Height:	1500mm	n/a
Weight:	11.2kg	7.8kg



Model No. CH30S, CH30, CH30110VS and CH30110V Display Panel.

	C	D
Model No:	CH30110VS	CH30110V
Power:	1200/2400W	1200/2400W
Supply/Plug Type:	110V/Yellow - 32A-2P+E	110V/Yellow - 32A-2P+E
Power Supply Cable Length:	1.5m	1.5m
Dimensions (W x D x H):	Heater; 395 x 190 x 422mm	395 x 387 x 668mm
Maximum Height:	1760mm	n/a
Minimum Height:	1500mm	n/a
Weight:	11.5kg	8.1kg



C-D SEE LEFT
2400W Ceramic Heaters 110V

Powder coated metal construction with two ceramic heating elements providing instant heat when required. Adjustable thermostat control (15°C–45°C). Soft-touch control panel with LED display. Programmable 7-day timer function. Equipped with a tilt cutout switch for added safety. Ideal for workshops and garages. Features chemically polished reflectors which provide maximum heat emission. Model No. CH30110V fitted with sturdy frame and carry handle, Model No. CH30110VS supplied with adjustable height tripod. Both supplied with 1.5m cable fitted with 32A/110V plug.



A-B SEE BELOW
Infrared Halogen Heaters

Powder coated metal construction with tilting head giving directional heat control. Adjustable thermostat control (15°C–45°C). Soft-touch control panel with LED display. Programmable 7-day timer function. Equipped with a tilt cutout switch for added safety. Fitted with two ruby halogen infrared elements and chemically polished reflectors for maximum heat emission. Stand features easy-rolling castors with a locking castor fitted to the rear. Supplied with cable. Model No. IR15110V supplied with cable and 32A/110V plug.

	A	B
Model No:	IR15	IR15110V
Power:	1400/2800W	1200/2400W
Supply/Plug Type:	230V/Bare Wire	110V/Yellow - 32A-2P+E
Power Supply Cable Length:	1.8m	1.8m
Dimensions (W x D x H):	Heater; 597 x 488 x 792mm	Heater; 597 x 488 x 792mm
Weight:	13.8kg	14.1kg



Model No's IR15, IR15110V, IR14 and IR14110V Display Panel.



110V & 230V CABLE REELS
 For more information, see pages 1178 to 1180.



C-D SEE BELOW
Infrared Halogen Heaters

Powder coated metal cabinets with two ruby halogen infrared elements and chemically polished reflectors for maximum heat emission. Adjustable thermostat control (15°C–45°C). Soft-touch control panel with LED display. Programmable 7-day timer function. Equipped with a tilt cutout switch for added safety. Features easy-rolling castors (two locking). Supplied with cable. Model No. IR14110V supplied with cable and 32A/110V plug.

	C	D
Model No:	IR14	IR14110V
Power:	1400/2800W	1200/2400W
Supply/Plug Type:	230V/Bare Wire	110V/ Yellow - 32A-2P+E
Power Supply Cable Length:	1.8m	1.8m
Dimensions (W x D x H):	575 x 505 x 868mm	575 x 505 x 868mm
Weight:	15.9kg	16.2kg



A IWMH2000R
2000W High Efficiency Infrared Short Wave Wall Mounting Heater

A totally dry heat, no condensation, no gas, no fumes and no smell. Single infrared bulb allows heater's maximum temperature to be reached quickly with a HeLeN coating to reduce glare. Highly polished aluminium reflector for maximum heat efficiency. Controlled by push-on/off switch or via remote control (batteries not included). Ideal for industrial or domestic applications. Outdoor use only (IP55). Mounting brackets and fixings included.

Power:	1000/2000W
Supply/Plug Type:	230V/3-Pin
Power Supply Cable Length:	1.8m
Dimensions (W x D x H):	625 x 72 x 105mm



B IWMH2003
2000W Wall Mounting Infrared Quartz Heater

A totally dry heat, no condensation, no gas, no fumes and no smell. Reaches maximum heat output within seconds of being turned on. Highly polished aluminium reflector for maximum heat efficiency. Adjusts horizontally through 25° while mounted. Three settings, controlled by pull cord, allow unit to be on full, half or low power. Ideal for industrial or domestic applications. Suitable for outdoor use only (IP24 Rated).

Power:	2000W
Supply/Plug Type:	230V/3-Pin
Power Supply Cable Length:	1.8m
Dimensions (W x D x H):	485 x 170 x 250mm



C IWMH1809R
1800W High Efficiency Carbon Fibre Infrared Wall Heater

A totally dry heat, no condensation, no gas, no fumes and no smell. Reaches maximum heat output within seconds of being turned on. Highly polished aluminium reflector for maximum heat efficiency. Adjusts horizontally through 25° while mounted. Controlled by push-on/off switch or remote control. Ideal for industrial or domestic applications. Suitable for outdoor use only (IP65 Rated). Optional floor stand available Model No. IHS1.

Power:	1800W
Supply/Plug Type:	230V/3-Pin
Power Supply Cable Length:	1.8m
Dimensions (W x D x H):	650 x 200 x 240mm

Bulb	Type	Heat Efficiency	Overview
	Quartz	80%	Heats up in 30 seconds, producing a yellow glow. Economical to replace. Heating range of 3-4m.
	Ruby Halogen	85%	Instant heat, reaches full temperature in seconds. Produces a red glow. Heating range of 4-5m.
	Carbon Fibre	90%	Efficient heating element. Produces a soft glow, more comfortable to the eye. Heating range of 4-5m.



D IFSH1809R
1800W High Efficiency Carbon Fibre Infrared Patio Heater with Telescopic Floor Stand

A totally dry heat, no condensation, no gas, no fumes and no smell. Reaches maximum heat output within seconds of being turned on. Highly polished aluminium reflector for maximum heat efficiency. Adjusts horizontally through 25° while mounted. Controlled by push on/off switch or remote control. Ideal for industrial or domestic applications. Suitable for outdoor use only (IP65 Rated). Supplied with floor stand.

Power:	1800W
Supply/Plug Type:	230V/3-Pin
Power Supply Cable Length:	1.8m
Heater Dimensions (W x D x H):	650 x 200 x 240mm
Min./Max. Height:	1530/1850mm

Why Choose Carbon Fibre Elements?

- Carbon fibre heating elements are the safest form of infrared.
- Extremely high efficiency converts most of the electric into far infrared heat.
- Yellow and soft visible light comfortable to your eyes.



E IHS1
Stand to Convert IWMH1809R to IFSH1809R

Min./Max. Height:	1340/1700mm
-------------------	-------------



F IFSH2003
2000W High Efficiency Infrared Quartz Patio Heater with Telescopic Floor Stand

A totally dry heat, no condensation, no gas, no fumes and no smell. Reaches maximum heat output within seconds of being turned on. Highly polished aluminium reflector for maximum heat efficiency. Adjusts horizontally through 25° while mounted. Three settings, controlled by pull cord, allowing unit to be on full, half or low power. A tip-over switch is incorporated to cut power should unit be accidentally knocked over. Ideal for industrial or domestic applications. Suitable for outdoor use only (IP24 rated).

Power:	2000W
Supply/Plug Type:	230V/3-Pin
Power Supply Cable Length:	1.8m
Heater Dimensions (W x D x H):	485 x 170 x 250mm
Minimum/Maximum Height:	1530/1850mm

A NEW

1200W
230V



B NEW

2800W
230V



C

1500W
230V



C IWMH1500
1500W Infrared Quartz Heater
Wall Mounting 230V

Electric heater with infrared quartz lamp. Suitable for wall or overhead mounting. Reaches maximum heat output within seconds of being turned on. Supplied with 1m power cable and mounting bracket. A totally dry heat with no condensation, no gas, no fumes and no smell. For outdoor use only.

Power:	1500W
Supply/Plug Type:	230V/Bare Wire
Power Supply Cable Length:	1m
Heater Dimensions (W x D x H):	405 x 75 x 185mm
Mounting Bracket Stand-Off:	265mm
Minimum Mounting Height:	2.2m

A-B SEE RIGHT
Infrared Quartz Heaters
Wall Mounting 230V

Electric heaters with infrared quartz lamps. Suitable for wall or overhead mounting. Reaches maximum heat output within seconds of being turned on. Supplied with power cable and mounting brackets. Produces a totally dry heat with no condensation, no gas, no fumes and no smell.

	A	B
Model No:	IR12	IR28
Power:	1200W	1400/2800W
Supply/Plug Type:	230V/3-Pin	230V/3-Pin
Power Supply Cable Length:	1.3m	1.8m
Dimensions (W x D x H):	412 x 95 x 210mm	412 x 95 x 420mm
Mounting Bracket Stand-Off:	134mm	134mm
Weight:	2.7kg	4.9kg

D

NEW
1200W
230V



E

NEW
2800W
230V



F

NEW



G

1500W
230V



D-E SEE BELOW
Infrared Quartz Heaters with Tripod Stand 230V

Electric heaters with infrared quartz lamps. Multiple uses including wall or overhead mounting and freestanding when using the tripod. Reaches maximum heat output within seconds of being turned on. Supplied with power cable, mounting brackets and tripod stand (IRCT). Produces a totally dry heat with no condensation, no gas, no fumes and no smell.

	D	E
Model No:	IR12CT	IR28CT
Power:	1200W	1400/2800W
Supply/Plug Type:	230V/3-Pin	230V/3-Pin
Power Supply Cable Length:	1.3m	1.8m
Dimensions (W x D x H):	1100 x 1100 x 1490mm	1100 x 1100 x 1640mm
Mounting Bracket Stand-Off:	134mm	134mm
Weight:	6.2kg	8.2kg

F IRCT
Tripod Stand for IR Heaters

Tripod stand for Sealey IR12 and IR28 heaters. Durable powder coated construction. Easily fold down and secure using locking pin for compact storage. Adjustable bracket allows heater to be angled to face up or down.

Min./Max. Height:	1340/1420mm
Weight:	3.3kg

G LP1500
1500W Infrared Quartz Heater
with Telescopic Tripod Stand

Electric, tripod mounted, heater with infrared quartz lamp. Reaches maximum heat output within seconds of being turned on. Supplied with 3m power cable and 3-pin plug. A totally dry heat with no condensation, no gas, no fumes and no smell. Ideal for workshops, bars, forecourts or gardens and terraces, if weather protected.

Power:	1500W
Supply/Plug Type:	230V/3-Pin
Power Supply Cable Length:	3m
Min./Max. Height:	600/ 1600mm
Weight:	4.7kg



A SAC04
Air Cooler/Purifier/Humidifier

Multifunction 3-in-1 unit comprising air cooler, air purifier and humidifier with active carbon filter. Features 3-speed fan and adjustable airflow direction. 4L Water tank supplied with two ice packs enables refrigerant-free cooling by evaporating water. Mounted on castors for manoeuvrability.

Supply/Plug Type:	230V/3-Pin
Power Supply Cable Length:	1.8m
Maximum Airflow:	7.5m/s
Cooler:	65W
Cooling Water Tank:	4L
Weight:	4.6kg



B SAC13
Air Cooler/Purifier/Humidifier with Remote Control

Multifunction 3-in-1 unit comprising air cooler, air purifier and humidifier with active carbon filter. Features 3-speed fan, adjustable timer ranging from 30 minutes - 7.5 hours and adjustable airflow direction. Large 13L water tank supplied with two ice packs enables refrigerant-free cooling by evaporating water. Supplied with electronic remote control for Easy operation. Mounted on castors for manoeuvrability.

Supply/Plug Type:	230V/3-Pin
Power Supply Cable Length:	1.8m
Maximum Airflow:	10m/s
Cooler:	65W
Cooling Water Tank:	13L
Weight:	5.7kg



C SAC41
Air Cooler/Heater/Air Purifier/Humidifier with Remote Control

4-in-1 Air cooler, heater, air purifier and humidifier. Remote control and panel control. Large 12L water tank supplied with ice pack. Generates negative ions to purify and sterilise output air. Hi-tech PTC heating element assures safer and rapid heating with two power options (1000/2000W). Adjustable airflow direction. Three selectable fan speeds. Up to 12 hour timer. Easy to operate and move around on castors.

Cooler:	80W
Heater:	1000/2000W
Supply/Plug Type:	230V/3-Pin
Power Supply Cable Length:	1.4m
Maximum Airflow:	485m ³ /hr
Cooling Water Tank:	12L
Weight:	7.9kg



D VEN200
Ø200mm Portable Ventilator with 5m Ducting

Ideal for use where high volume air delivery is required. Especially suitable for ventilating confined, hot or fume laden work sites, typically as found in boats, cable/pipe ducts, roof spaces etc. Lightweight and robust construction give the portability and durability necessary in the workplace. Fitted with carry handle. Supplied with 5m ducting, optional 10m length available.

Power:	116.83W
Supply/Plug Type:	230V/3-Pin
Power Supply Cable Length:	1.8m
Fan Diameter:	Ø200mm
Fan Speed:	2800rpm
Maximum Airflow:	1233m ³ /hr(725cfm), 20.55m ³ /min
Static Pressure:	3.1mbar
Weight:	6.7kg
Replacement Ducting (5m):	VEN200AK1
Optional Ducting (10m):	VEN200AK2



A SAC7000
7,000Btu/hr Portable Air Conditioner/Dehumidifier/Air Cooler

3-in-1 High capacity, compact, portable air conditioner, air cooling with ventilation and dehumidifying functions. Thermostatically controlled with built-in 24hr timer and sleep mode. Soft-touch control panel with LED digital display and remote control. Self-evaporating system reuses the moisture it collects from the air to help with the cooling process allows better efficiency, low maintenance and powerful cooling. Water-full indicator with auto-shut-off. Supplied with extendable exhaust ducting with window kit for ventilation and continuous drain hose. Eco-Friendly R290 refrigerant. Air conditioning temperature range 16-32°C. Washable filter. Auto-defrost function at low ambient temperature. Mounted on castor wheels for manoeuvrability.

Power:	780W
Supply/Plug Type:	230V/3-Pin
Power Supply Cable Length:	1.8m
Cooling Capacity:	7000Btu/hr
Maximum Airflow:	290m ³ /hr
Refrigerant:	R290
Discharge Side Pressure:	3.2MPa
Maximum Water Extraction Rate:	14.6L/day
Suction Side Pressure:	0.7MPa
Maximum Exhaust Hose Length:	1.5m
Energy Rating:	A (EER: 2.6)
IP Rating:	IPX1
Mass of Refrigerant	120g
Noise Level:	54dB(A)
Rated Capacity:	2050W
Weight:	20kg

D SACWK1
Window Sealing Kit for Air Conditioner Ducting

Suitable for all types of window including sash and skylights up to 400cm total perimeter. Easy to install using the supplied roll of self-adhesive hook-and-loop tape. Double zip makes positioning the ducting at any height easy. Saves energy by making the air conditioner or dryer more effective.



B SAC9002
9,000Btu/hr Portable Air Conditioner/Dehumidifier/Air Cooler

3-in-1 High capacity, compact, portable air conditioner, air cooling with ventilation and dehumidifying functions. Thermostatically controlled with built-in 24hr timer and sleep mode. Soft-touch control panel with LED digital display and remote control. Self-evaporating system reuses the moisture it collects from the air to help with the cooling process allows better efficiency, low maintenance and powerful cooling. Water-full indicator with auto-shut-off. Supplied with extendable exhaust ducting with window kit for ventilation and continuous drain hose. Eco-Friendly R290 refrigerant. Air conditioning temperature range 16-32°C. Washable filter. Auto-defrost function at low ambient temperature. Mounted on castor wheels for manoeuvrability.

Power:	1005W
Supply/Plug Type:	230V/3-Pin
Power Supply Cable Length:	1.8m
Cooling Capacity:	9000Btu/hr
Maximum Airflow:	330m ³ /hr
Refrigerant:	R290
Discharge Side Pressure:	3.2MPa
Maximum Water Extraction Rate:	25L/day
Suction Side Pressure:	0.7MPa
Maximum Exhaust Hose Length:	1.5m
Energy Rating:	A (EER: 2.6)
IP Rating:	IPX1
Mass of Refrigerant:	170g
Noise Level:	65dB(A)
Rated Capacity:	2600W
Weight:	22.5kg



C SAC12000
12,000Btu/hr Portable Air Conditioner/Dehumidifier/Air Cooler/Heater

4-in-1 High capacity, compact, portable air conditioner, air cooling with ventilation, dehumidifying and heating functions. Thermostatically controlled with built in 24hr timer and sleep mode. Soft-touch control panel with LED digital display and remote control. Self-evaporating system reuses the moisture it collects from the air to help with the cooling process allows better efficiency, low maintenance and powerful cooling. Water-full indicator with auto-shut-off. Supplied with extendable exhaust ducting with window kit for ventilation and continuous drain hose. Eco-Friendly R290 refrigerant. Air conditioning temperature range 16-32°C. Washable filter. Auto-defrost function at low ambient temperature. Mounted on castor wheels for manoeuvrability.

Power:	1337W (Cooling), 1118W (Heating)
Supply/Plug Type:	230V/3-Pin
Power Supply Cable Length:	1.8m
Cooling Capacity:	12000Btu/hr
Maximum Airflow:	410m ³ /hr
Refrigerant:	R290
Discharge Side Pressure:	3.2MPa
Maximum Water Extraction Rate:	30.3L/day
Suction Side Pressure:	0.7MPa
Maximum Exhaust Hose Length:	1.5m
Energy Rating:	A (EER: 2.6)
Weight:	29.5kg



A SAC125

Commercial Portable Air Cooler

Portable, robust commercial air cooling unit. The cooler uses water evaporation technology with air movement to provide more economical cooling without refrigerants. Three easy touch wind speeds for desired airflow. Fully closable louvres and auto vertical louvre with long distance air throw. Large 125L water tank with inlet float valve and shortage alarm. Easy clean with removable high quality dust filters and honeycomb cooling pads on all three sides. Castor wheels make it easily transportable to any indoor application.

Maximum Airflow:	9000m ³ /hr
Supply/Plug Type:	230V/3-Pin
Power Supply Cable Length:	2.1m
Weight:	23.5kg



A NEW

3-Speed



B 10L



B SDH102
10L Dehumidifier

Compact, efficient, low noise portable unit that extracts up to 10L of water per day. Removes excess moisture from air to prevent build-up of mildew and mould. Features adjustable 24hr timer, water-full indicator and auto-defrosting. Digital control panel, LED display and 3-colour indicator to show different RH% levels. Refrigerant is environmentally friendly R290. Supplied with drain hose for continuous operation.

Power:	195W
Supply/Plug Type:	230V/3-Pin
Power Supply Cable Length:	2m
Dehumidifying Capacity:	10L/day
Working Space:	15m ³
Maximum Airflow:	120m ³ /hr
Refrigerant:	R290
Condensate Tank:	2L (with Auto-Shut-Off)
Working Temperature:	5-35°C
Weight:	10kg

C SDH20

20L Dehumidifier

Compact, efficient and portable unit that extracts up to 20L of water per day. Removes excess moisture from air to prevent build-up of mildew and mould. Indicator light on front panel changes colour to show current humidity level in room. Touchscreen control panel allows the user to select the mode, set the desired humidity level and a timer ranging from 1 to 24 hours. Automatically turns off when tank is full, for safety. Refrigerant is environmentally friendly R290. Supplied with a 300mm drain hose for continuous operation along with four swivel wheels allowing the unit to be easily manoeuvred.

Power:	Max./Rated - 420/320W
Supply/Plug Type:	230V/3-Pin
Power Supply Cable Length:	1.8m
Dehumidifying Capacity:	20L/day (30°C RH 80%)
Working Space:	30m ²
Maximum Airflow:	195m ³ /hr
Refrigerant:	R290
Condensate Tank:	6.5L (with Auto-Shut-Off)
Working Temperature:	5-32°C
Weight:	14.5kg



C 20L



A
30L
230V



B
50L
230V



C NEW
50L
16A 110V



D
70L
230V



E NEW
90L
230V



A-E SEE BELOW
Industrial Dehumidifiers

Powerful dehumidification capacity. Removes excess moisture from air, preventing build-up of mildew and mould. Features auto-defrost function, which activates if the room temperature falls too low. The units are all equipped with a 24hr timer function for delay starting and auto-shut-off. Washable air filter. Refrigerant is environmentally friendly R290. May be connected to a drain hose for continuous operation. Mounted on castors for manoeuvrability.

	A	B	C	D	E
Model No:	SDH30	SDH50	SDH50110V	SDH70	SDH90
Power:	420W (27°C RH60%), 500W(30°C RH80%)	750W (27°C RH60%), 950W(30°C RH80%)	600W (27°C RH60%), 800W(30°C RH80%)	950W (27°C RH60%), 1300W(30°C RH80%)	1000W (27°C RH60%), 1350W(30°C RH80%)
Supply/Plug Type:	230V/3-Pin	230V/3-Pin	110V/Yellow - 16A-2P+E	230V/3-Pin	230V/3-Pin
Power Supply Cable Length:	1.5m	1.5m	1.5m	1.5m	1.5m
Dehumidifying Capacity:	30L/day(30°CRH80%)	50L/day(30°CRH80%)	50L/day(30°CRH80%)	70L/day(30°CRH80%)	90L/day(30°CRH80%)
Working Space:	50-120m ³	50-120m ³	50-120m ³	80-160m ³	90-200m ³
Maximum Airflow:	300m ³ /hr	350m ³ /hr	300m ³ /hr	400m ³ /hr	500m ³ /hr
Refrigerant:	R290/0.12kg	R290/0.2kg	R290/0.2kg	R290/0.28kg	R290/0.30kg
Condensate Tank:	7L (with Auto-Shut-Off)	7L (with Auto-Shut-Off)	7L (with Auto-Shut-Off)	n/a	n/a
Working Temperature:	5-35°C	5-35°C	5-35°C	5-35°C	5-35°C
Weight:	26kg	32kg	30kg	40kg	45kg



A-B SEE BELOW

Air Dryer/Blowers

Robust, composite housing and carefully balanced and fully guarded blade drum provide quiet and safe operation. Housing design provides three outlet positions from horizontal to vertical, allowing precise direction of airflow for cooling or drying. Handle incorporates cable storage. Suitable for use in industrial, commercial, agricultural and automotive workshops.

	A	B
Model No:	ADB300	ADB3000
Speeds:	1275rpm	940/1210/1370rpm
Maximum Airflow:	10m ³ /min(356cfm)	81m ³ /min(2,860cfm)
Power:	96W	1130W
Supply/Plug Type:	230V/3-Pin	230V/3-Pin
Power Supply Cable Length:	5m	5m
Current:	0.5A	5A
Weight:	3.5kg	16.6kg



All ventilators are supplied with five metres of ducting.

C-E SEE BELOW

Portable Ventilators with Ducting

Ideal for use where high-volume clean air delivery is required. Especially designed to easily ventilate hot or fume laden work areas, creating a cleaner and more pleasant working environment. Supplied with 5m ducting (VEN200AK1). Optional 10m ducting (VEN200AK2) available, but not supplied. The air mover/ventilator can be used across multiple industries including, but not exclusive to; marine, roof spaces and building sites, cable/pipe ducts and workshops. Lightweight in construction with large carry handle makes it easily portable.



	C	D	E
Model No:	VEN200	VEN250	VEN300
Power:	116.83W	300W	500W
Supply/Plug Type:	230V/3-Pin	230V/3-Pin	230V/3-Pin
Power Supply Cable Length:	1.8m	1.8m	1.8m
Fan Diameter:	Ø200mm	Ø250mm	Ø300mm
Fan Speed:	2800rpm	2800rpm	2800rpm
Maximum Airflow:	1233m ³ /hr(725cfm), 20.55m ³ /min	2700m ³ /hr(1,589cfm), 45m ³ /min	3900m ³ /hr(2,295cfm), 65m ³ /min
Static Pressure:	3.1mbar	3.0mbar	3.9mbar
Weight:	6.7kg	14.9kg	19.9kg
Replacement Ducting (5m):	VEN200AK1	VEN250AK1	VEN300AK1
Optional Ducting (10m):	VEN200AK2	VEN250AK2	VEN300AK2



A-D SEE BELOW

Desk Fans

Manufactured from durable composite material, ergonomically designed to pivot on a 180° axis, maximising the volume and direction of airflow. All models except SFF04 can also be wall mounted. Fitted with 3-pin plug.

	A	B	C	D
Model No:	SFF04	SFF08	SFF12	SFF16
Fan Diameter:	Ø100mm(4")	Ø200mm(8")	Ø300mm(12")	Ø400mm(16")
Speeds:	1	3	3	3
Power:	14W	35W	45W	55W
Supply/Plug Type:	230V/3-Pin	230V/3-Pin	230V/3-Pin	230V/3-Pin
Power Supply Cable Length:	1.6m	1.6m	1.6m	1.6m
Height:	150mm	290mm	400mm	525mm



E SFF6USB
6" Oscillating USB Desk Fan

Manufactured from composite materials with a steel fan guard. Oscillation control switch and pivot head allow the user to control how the airflow is distributed. Brushless fan motor keeps the fan quiet, making it ideal for office environments. 3-Speed settings. Supplied with a USB cable for powering via a laptop or mobile power bank, alternatively can be powered by 3 x AA batteries (not included) making it perfect as a portable fan.

Fan Diameter:	Ø150mm(6")
Speeds:	3
Power:	2.5W
Supply/Plug Type:	5V/USB
Height:	205mm



F SCF8W
8" Clip-On Fan

Clip-on fan featuring tilt and swivel head for optimum air circulation. Switch control and fully guarded fan blades for ease of use and extra safety. Smooth running motor powers fan blades.

Fan Diameter:	Ø200mm(8")
Speeds:	2
Maximum Airflow:	15m ³ /min
Power:	20W
Supply/Plug Type:	230V/3-Pin
Power Supply Cable Length:	1.5m
Height:	360mm



G STF12C
12" Oscillating Desk Tower Fan

Slimline fan design ideal for desktop use. Matte finish with 2-speed and oscillating functions. Smooth running highly durable copper motor powers fan blades and oscillating motor to aid powerful and even air distribution. Fitted with 3-pin plug.

Speeds:	2
Oscillation:	✓
Power:	18W
Supply/Plug Type:	230V/3-Pin
Power Supply Cable Length:	1.5m
Height:	320mm



A-B SEE BELOW
Oscillating Tower Fans

Slimline fan design, suitable for floor or desktop. Built-in carry handle and up to 2 hour auto-shut-off timer. Smooth running motor powers fan blades and oscillating gearbox to aid powerful and even air distribution. Fitted with 3-pin plug.

	A	B
Model No:	STF30	STF42
Speeds:	3	3
Oscillation:	✓	✓
Remote Control:	✗	✓
Power:	40W	55W
Supply/Plug Type:	230V/3-Pin	230V/3-Pin
Power Supply Cable Length:	1.5m	1.5m
Height:	762mm(30")	1065mm(42")



C NEW
STF43Q
43" Quiet High Performance Oscillating Tower Fan

High performance tower fan with advanced centrifugal blades for maximum air movement. Quiet operation and high durability motor. Five carefully programmed modes which include - Sleep/Calm/Refresh/Cool/Power. Offers quiet 70° oscillation allowing great airflow in any room. Additional features include an 8hr timer, Easy-touch, Auto-dimming LED control panel and fully functional remote control and remote storage. Built-in handle and ideal for home, bedroom and office environments. Easy-to-assemble, tool free.

Speeds:	5
Oscillation:	✓
Remote Control:	✓
Power:	55W
Supply/Plug Type:	230V/3-Pin
Power Supply Cable Length:	1.5m
Height:	1080mm(43")
Weight:	4.3kg



D HVD16
16" High Velocity Drum Fan

High velocity 3-speed drum fan is a lightweight, portable and robust unit fitted with rubber feet for stability. Features a handle and 360° tilting stand allowing control of airflow to exactly where it is needed. Carefully balanced and fully guarded aluminium blades provide quiet and safe operation. Suitable for use in industrial, commercial, agricultural, automotive workshop, showroom and home applications. Fitted with 3-pin plug.

Speeds:	3
Speed Range:	800-1225rpm
Maximum Airflow:	64.9m ³ /min(2,292cfm)
Power:	124W
Supply/Plug Type:	230V/3-Pin
Power Supply Cable Length:	2m
Current:	0.5A



E-F SEE BELOW
230V/20V 16" 2-in-1 Cordless/Cordless High Velocity Drum Fan

High velocity continuous variable speed drum fan which is mains or cordless power meaning increased versatility in positioning cooling where it is most required. Lightweight, portable and robust unit fitted with rubber feet for stability. Features a handle plus 360° tilting stand allowing control of airflow to exactly where it is needed. Carefully balanced and fully guarded aluminium blades provide quiet and safe operation and is suitable for use in industrial, commercial, agricultural, automotive workshop, showroom and home applications. See pages 844 to 872 for the rest of the SV20 range.

Speeds:	1
Speed Range:	580-1470rpm
Maximum Airflow:	46.7m ³ /min(1,650cfm)
Power:	24W
Supply/Plug Type:	230V/3-Pin or 20V Cordless
Power Supply Cable Length:	1.8m or Cordless
Current:	1.2A
Model No:	Contents:
E HVD16C	HVD16C - Body Only
F HVD16CCOMBO	HVD16C - Body, CP20VBP6 - 6Ah Battery CP20VMC - Single Battery Charger



A-B SEE BELOW
Desk/Pedestal Fans

Versatile fans manufactured from durable composite material with three height stages and 3-speeds. Adding or removing threaded extension sections converts the fan between a stand, low stand and desk fan with no need for tools. Fan head pivots vertically through 180° to control the direction of airflow. Fitted with 3-pin plug.

	A	B
Model No:	SFF12DP	SFF16DP
Fan Diameter:	Ø300mm(12")	Ø400mm(16")
Speeds:	3	3
Speed Range:	1200-1350rpm	1120-1300rpm
Power:	36.3W	42.5W
Supply/Plug Type:	230V/3-Pin	230V/3-Pin
Power Supply Cable Length:	1.6m	1.6m
Heights:	530/740/1000mm	750/980/1275mm



C-D SEE BELOW

Wall Fans with Remote Control 230V

Features tilt and swivel head for optimum air circulation. Remote control operation and fully guarded fan blades for ease of use and extra safety. Smooth running motor powers both fan blades and head oscillation. Timer function allows user to preset running time between 30 minutes - 4 hours. Sleep mode for gradual reduction of fan speed. Supplied with wall bracket for quick and easy installation.

	C	D
Model No:	SWF16WR	SWF18WR
Fan Diameter:	Ø400mm(16")	Ø450mm(18")
Speeds:	3	3
Oscillation:	✓	✓
Maximum Airflow:	45m ³ /min	97m ³ /min
Power:	45W	65W
Supply/Plug Type:	230V/3-Pin	230V/3-Pin
Power Supply Cable Length:	1.5m	1.5m
Height:	500mm	550mm

E HVF18
18" Industrial High Velocity Floor Fan


High velocity fan suitable for movement of huge volumes of air. Carefully balanced and fully guarded blades provide quiet and safe operation. 3-Speed power selection and cradle stand allow precise control of air flow to exactly where it is needed. Fitted with 3-pin plug. Suitable for use in industrial, commercial, agricultural, automotive workshop and showroom applications.

Fan Diameter:	Ø450mm(18")
Speeds:	3
Speed Range:	1020/1130/1300rpm
Maximum Airflow:	107m ³ /min(3,760cfm)
Power:	110W
Supply/Plug Type:	230V/3-Pin
Power Supply Cable Length:	1.5m
Current:	0.5A

F HVF20
20" Industrial High Velocity Floor Fan

High velocity fan suitable for movement of huge volumes of air. Features 3-speed settings for choice of airflow and tilting blade cradle. Fully guarded blades with large diameter base for safety and added stability. Mains cable storage keeps it tidy when not in use. Suitable for industrial, commercial, agricultural, workshop and showroom applications.

Fan Diameter:	Ø550mm(20")
Speeds:	3
Speed Range:	1100/1225/1350rpm
Maximum Airflow:	110m ³ /min(3,900cfm)
Power:	105-115W
Supply/Plug Type:	230V/3-Pin
Power Supply Cable Length:	1.5m
Current:	0.5A



A SFF16Q

16" Quiet High Performance Oscillating Pedestal Fan

High performance pedestal fan with advanced aerodynamic blades for maximum air movement. Quiet operation and high durability motor. 5-Carefully programmed modes which include - Sleep/Calm/Refresh/Cool/Power. Offers quiet oscillation and adjustable fan head allowing great airflow in any room. Additional features include an 8hr timer, auto-dimming LED control panel and fully functional remote control and remote storage. Metal grill and height adjustment up to 1.4m(55"). Ideal for home, bedroom and office environments. Weighted base for extra stability, tool-free and easy-to-assemble.

Fan Diameter:	Ø400mm(16")
Speeds:	5
Speed Range:	600/700/800/900/1000rpm
Maximum Airflow:	57m ³ /min(2,027cfm)
Height:	1150-1400mm
Power:	50W
Supply/Plug Type:	230V/3-Pin
Power Supply Cable Length:	1.5m
Current:	0.5A



B-C SEE BELOW

20" Industrial High Velocity Pedestal Fans

High velocity fans suitable for movement of huge volumes of air. Both feature 3-speed settings for choice of airflow, tilting blade cradle and height-adjustable stand. Model No. HVF20PO features oscillation. Fully guarded blades with large diameter base for safety and added stability. Suitable for industrial, commercial, agricultural, workshop and showroom applications.

	B	C
Model No:	HVF20P	HVF20PO
Fan Diameter:	Ø550mm(20")	Ø550mm(20")
Speeds:	3	3
Speed Range:	1100/1250/1350rpm	1050/1150/1350rpm
Maximum Airflow:	138m ³ /min(4,875cfm)	110m ³ /min(3,900cfm)
Height:	1300-1410mm	1080-1410mm
Power:	111W	115W
Supply/Plug Type:	230V/3-Pin	230V/3-Pin
Power Supply Cable Length:	2m	2m
Current:	0.5A	0.5A



D HVSF30

30" Industrial High Velocity Oscillating Pedestal Fan

High velocity pedestal fan suitable for movement of huge volumes of air. Carefully balanced and fully guarded blades provide quiet and safe operation. 2-Speed power selection, spring-assisted, height-adjustable stand and switchable head oscillation allow precise control of airflow to exactly where it is needed. Fitted with 3-pin plug. Suitable for industrial, commercial, agricultural, automotive workshop and showroom applications.

Fan Diameter:	Ø760mm(30")
Speeds:	2
Speed Range:	800-900rpm
Maximum Airflow:	288m ³ /min
Height:	1610-2030mm
Power:	123W
Supply/Plug Type:	230V/3-Pin
Power Supply Cable Length:	2m
Current:	0.52A

A 20"



B 24"



C 30"



Models **A-C** feature 360° tilt and swivel function allowing air to be directed exactly where required.



A-C SEE BELOW

Industrial High Velocity Orbital Drum Fans

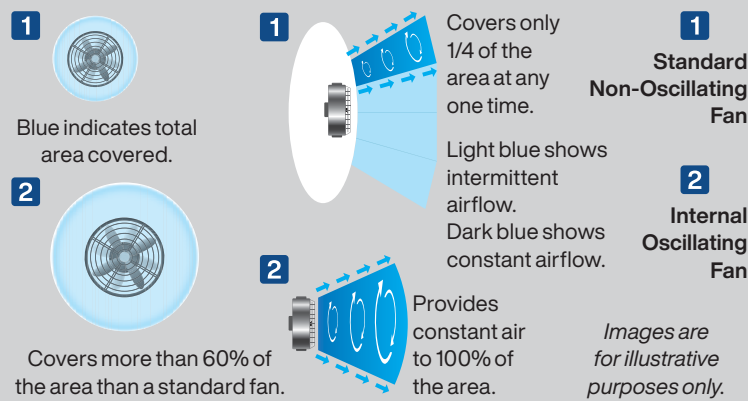
High velocity industrial drum fans suitable for movement of huge volumes of air. Robust units with heavy-duty gauge steel casing, guard and frame. Featuring a 360° tilt function allowing for the direction of airflow to be positioned anywhere on a 360° axis. Carefully balanced and fully guarded blades provide safe operation. Fitted with 3-pin plug. Suitable for industrial, commercial, agricultural, automotive workshop and showroom applications.

	A	B	C
Model No:	HVF20S	HVF24S	HVF30S
Fan Diameter:	Ø550mm(20")	Ø610mm(24")	Ø760mm(30")
Speeds:	3	2	2
Speed Range:	1100-1350rpm	1100-1350rpm	800-900rpm
Maximum Airflow:	123.5m ³ /min (4,361cfm)	155.3m ³ /min (5,484cfm)	283.4m ³ /min (10,008cfm)
Power:	108.6W	116.3W	118.6W
Supply/Plug Type:	230V/3-Pin	230V/3-Pin	230V/3-Pin
Power Supply Cable Length:	2m	2m	2m
Current:	0.5A	0.52A	0.52A

D 18"



BENEFITS OF THE HVF18IS



D HVF18IS

18" Industrial High Velocity Floor Fan with Internal Oscillation

High velocity fan suitable for movement of huge volumes of air. Features patented design whereby blades internally oscillate safely within the fan body, enabling the fan to cover more than twice the area of a non-oscillating model. Carefully balanced blades provide constant airflow to complete area, whereas a standard oscillating fan covers only 1/4 of the area at any one time. 3-Speed power selection with switchable oscillation control. Robust cradle stand enables secure positioning. Suitable for industrial, commercial, agricultural, automotive workshop and showroom applications.

Fan Diameter:	Ø450mm(18")
Maximum Airflow:	55m ³ /min(1,118cfm)
Speeds:	3
Power:	58W
Supply/Plug Type:	230V/3-Pin
Power Supply Cable Length:	2m
Current:	0.25A

A 24"



B 30"



A-B SEE BELOW

Industrial High Velocity Drum Fans

High velocity industrial drum fans suitable for movement of huge volumes of air. Robust units with heavy-duty gauge steel casing, guard and frame. Handle, wheels and tilt function cradle stand, allow the control of airflow where it is needed. Carefully balanced and fully guarded blades provide safe operation. Fitted with 3-pin plug. Suitable for use in industrial, commercial, agricultural, automotive and showroom applications.

	A	B
Model No:	HVD24	HVD30
Fan Diameter:	Ø610mm(24")	Ø760mm(30")
Speeds:	2	2
Speed Range:	1350-1450rpm	800-900rpm
Maximum Airflow:	155.3m ³ /min(5,484cfm)	283.4m ³ /min(10,008cfm)
Power:	116.32W	118.6W
Supply/Plug Type:	230V/3-Pin	230V/3-Pin
Power Supply Cable Length:	2m	2m
Current:	0.52A	0.52A



C 30"



C HVD30110V

30" Industrial High Velocity Drum Fan 110V

High velocity industrial drum fan suitable for movement of huge volumes of air. Robust unit with heavy-duty gauge steel casing, guard and frame. Handle, wheels and tilt function cradle stand, allow the control of airflow where it is needed. Carefully balanced and fully guarded blades provide safe operation. Fitted with 16A 110V plug. Suitable for industrial, commercial, agricultural, automotive and on site applications.

Fan Diameter:	Ø760mm(30")
Speeds:	2
Speed Range:	800-900rpm
Maximum Airflow:	284.8m ³ /min(10,057cfm)
Power:	115.8W
Supply/Plug Type:	110V/Yellow - 16A-2P+E
Power Supply Cable Length:	2m
Current:	1.1A



Premier

Why Choose A Premier Fan?

- Up to 30% more area coverage.
- More efficient blade and motor design.
- More robust with a deeper drum.



A-C SEE BELOW

Premier Industrial High Velocity Drum Fans - 230V

Premier range of high efficiency industrial fans with improved motor and blade design resulting in higher velocity with up to 30% more area coverage and reach. Robust units with heavy-duty gauge steel casing, guard and frame. Handle, wheels and tilt function cradle stand, allow the control of airflow where it is needed. Carefully balanced and fully guarded blades provide safe operation. Suitable for use in industrial, commercial, agricultural, automotive and showroom applications. Fitted with 3-pin plug.



	A	B	C
Model No:	HVD24P	HVD30P	HVD36P
Fan Diameter:	Ø610mm(24")	Ø760mm(30")	Ø915mm(36")
Speeds:	2	2	2
Speed Range:	1300-1420rpm	880-960rpm	860-950rpm
Maximum Airflow:	266m ³ /min(9,420cfm)	288m ³ /min(10,175cfm)	363m ³ /min(12,855cfm)
Power:	330W	315W	410W
Supply/Plug Type:	230V/3-Pin	230V/3-Pin	230V/3-Pin
Power Supply Cable Length:	2m	2m	2m
Current:	1.43A	1.37A	1.78A

3 YEAR GUARANTEE*

3 Year guarantee on all Premier Industrial Fans.



Extra-wide drum.



Energy efficient blade design.



Robust frame with wheels.



Enclosed motor.

SAFETY PRODUCTS

 [back to Section List](#)



Back Supports

1292

Coveralls

1291

Ear Protection

1290

Eye Protection

1277-1283

Face Protection

1279-1282

Fire Extinguishers

1299

First Aid Kits

1300-1301

Gloves

1284-1287

Helmets

1292

Hi-Vis Clothing

1293

Knee Pads

1292

Masks

1288-1289

PAPR Welding Helmets

1282

Safety Signs

1294-1298

Welding Helmets

1280-1282

Welding Protection

1280-1284



A

WORKSAFE®

A SSP29

Safety Spectacles

BS EN 166/F - Lightweight spectacles. Side arms with built-in ventilated shields.

Lens Type: Clear



B

WORKSAFE®

B 9204

Value Safety Glasses

BS EN 166/F - Clear polycarbonate safety lens with direct ventilation in the frame.

Lens Type: Clear



C

WORKSAFE®

C 9203

Over-Spectacles

Fits over most prescription glasses. Clear lightweight polycarbonate design. Ideal for visitors use. Conforms to BS EN 166/1F.

Lens Type: Clear



D

D SSP44

Adjustable Arm Safety Spectacles

BS EN 166/F - Wraparound, clear, anti-scratch, polycarbonate lens. Adjustable length nylon arms for a snug fit.

Lens Type: Clear



E

E SSP61

Safety Spectacles

BS EN 166/F - Modern wraparound design gives increased protection. Comfortable dual material temples for improved fit around the nose. Polycarbonate anti-scratch clear lens.

Lens Type: Clear



F

F SSP3

Safety Spectacles

BS EN 166/F - Clear polycarbonate, abrasion resistant lenses. Integrally moulded side and brow protection.

Lens Type: Clear



G

WORKSAFE®

G SEP1

Flexi Grip Gloves, FFP1 Mask, Goggles & Ear Plugs

Contents: 9329 - FFP1 Fold Flat Mask, 201 - Standard Goggles Indirect Vent, 9125XL - Flexi Grip Nitrile Palm Gloves (X-Large) - Pair, 403 Range - Ear Plugs



H

WORKSAFE®

H SEP2

Flexi Grip Gloves, FFP1 Mask, Goggles & Ear Defenders

Contents: 9329 - FFP1 Fold Flat Mask, 201 - Standard Goggles Indirect Vent, 9125XL - Flexi Grip Nitrile Palm Gloves (X-Large) - Pair, 406 - Ear Defenders Cat 3 - Standard



I

I EWS01

Eye/Wound Wash Station

Comprises sterile eye and wound wash for cleaning and eye pads for dressing. Comprehensive station suitable for garages, workshops and any other environment with potential eye/wound related hazards. Supplied in a robust storage case with carry handle and wall mounting bracket.

Contents: 500ml Eye Wash (x2), 15ml Eye/Wound Wash (x2), Eye Dressings (x2)



WORKSAFE®

A-C SEE BELOW

Sports Style Safety Glasses with Adjustable Arms

Adjustable arms to fit all head sizes. Wraparound design for increased protection. Soft, comfortable nose bridge. Conforms to BS EN 166/1F.

Model No:	Lens Type:
A 9208	Clear
B 9209	Anti-Glare
C 9212	Light Enhancing



WORKSAFE®

D-F SEE BELOW

Zante Style Safety Glasses with Flexi Arms

Polycarbonate lens. Zante style, soft durable flexi arms. Soft, comfortable nose bridge. Conforms to BSEN 166/1F.

Model No:	Lens Type:
D 9213	Clear
E 9214	Anti-Glare
F 9215	Light Enhancing



WORKSAFE®

G SSP1

Safety Goggles - Direct Vent

BS EN 166/B 3 - Clear polycarbonate safety lens with direct ventilation in goggle frame.

Lens Type:	Clear
------------	-------



WORKSAFE®

H SEE BELOW

Standard Goggles - Indirect Vent

Clear polycarbonate safety lens with indirect ventilation in the frame. Conforms to BS EN 166/1B.

Model No:	Lens Type:	Pack Size:
201	Clear	1
201/10	Clear	10



WORKSAFE®

M 9202

Premium Goggles - Indirect Vent

BS EN 166/1B - Designed with a wide-angle curved lens to enhance visibility. Adjustable headband and soft PVC frame provide added comfort. Indirect ventilation in goggle frame. Conforms to CE standards.

Lens Type:	Clear
------------	-------



I-J SEE BELOW

Safety Spectacles

BS EN 166/F - Modern, lightweight wraparound design, with flexible TPR arms, offers added protection and increased user comfort. Polycarbonate anti-scratch lens.

Model No:	Lens Type:
I SSP66	Clear
J SSP67	Anti-Glare



K-L SEE BELOW

Safety Spectacles with EVA Padding

BS EN 166/F. Modern, lightweight wraparound design, with flexible TPR arms, offers added protection and increased user comfort. Polycarbonate anti-scratch lens. Includes foam lining to keep wind, dust and other irritants away from eyes.

Model No:	Lens Type:
K SSP68	Clear
L SSP69	Anti-Glare



A NEW

Lithium RECHARGEABLE

WORKSAFE®

A SSP80PAPR
Deluxe Face Shield with Powered Air Purifying Respirator (PAPR)

PAPR (Powered Air Purifying Respirator) system with deluxe safety face shield. Lithium battery powered respirator unit provides the user a constant filtered stream of air to their head and face for up to approximately 8 hours. The filter assembly, consisting of a foam pre-filter and HEPA filter, is designed to reduce or remove dust and particles but not vapours and gases. The kit meets performance class TH2 according to EN 12941:1998/A2:2008. Adjustable airflow settings of 150-180L/min. Features an audible alarm to alert user of low battery/low airflow. Polycarbonate visor for increased protection, stability, and durability. Ratchet adjustable headband with front and back padding for extra comfort. Suitable for use with standard glasses. Face shield conforms to BS EN 166, Optical Class 1, Impact Grade F.

PAPR Air Flow Settings:	150/180L/min
Operating Time:	Low Speed: 6-8hr Approx. High Speed: 4-6hr Approx.
PAPR Lithium Battery Charging Time:	3hr approx.
Operating Temperature:	-5° to +55°C
Storage Temperature:	-10° to +50°C
Power:	Rechargeable Lithium Battery
Weight:	1.1kg
PAPR Filter Classification:	TH2 P RSL



A



B

B SSP80
Deluxe Face Shield

Ratchet adjustable headband with front and back padding for extra comfort. Polycarbonate visor for increased protection, stability and durability. Stepped angle adjustment on visor which simply flips up out of the way when not in use. Suitable for use with standard glasses. Premium quality for automotive, agricultural and industrial applications. Conforms to BS EN 166, Optical Class 1, Impact Grade F.

WORKSAFE®



D

D SSP10E
Brow Guard with Full Face Shield

Ratchet adjustable headband with brushed nylon comfort band. Competitive quality for automotive, agricultural and industrial applications. Can be used with standard glasses. Conforms to BS EN 166, Optical Class 1, Impact Grade F.

WORKSAFE®

Replacement Visor: SSP10E/R



F

F SSP11E
Brow Guard with Full Face Shield

BS EN 166, Optical Class 1, Impact Grade B - Ratchet adjustable headband with brushed nylon comfort band. Suitable for automotive, agricultural and industrial applications.

WORKSAFE®

Replacement Visor: SSP11E/R



C

C SSP78
Deluxe Brow Guard with Aspherical Polycarbonate Full Face Shield

Ratchet adjustable headband with front and back padding for extra comfort. Polycarbonate visor for increased protection, stability and durability. Stepped angle adjustment on visor which simply flips up out of the way when not in use. Can be used with standard glasses. Premium quality for automotive, agricultural and industrial applications. Conforms to BS EN 166, Optical Class 1, Impact Grade F.

WORKSAFE®

Replacement Visor: SSP78.V2R



E

E SSP76
Safety Goggles with Detachable Face Shield

BS EN 166 BT 3 - Manufactured from polycarbonate for superior durability and resistance. Offers full face protection with an increased range of mobility compared to a standard face protector. Curved face shield conforms to the shape of the face offering improved protection. Detachable indirect vented goggles to allow for extra versatility. Features a wide-angle curved lens for enhanced visibility. Adjustable headband with soft PVC frame provides added comfort.

WORKSAFE®



G

G 225
Spare Mesh Visor

Suits all Worksafe® safety helmets. Conforms to BS EN1731:2006.

WORKSAFE®



Shade 10

A SSP101
Welding Head Shield - Shade 10

Welding head shield with polypropylene shell and adjustable headband. Features a 2" x 4-1/4" front flip lens for quick and easy weld inspection. Supplied with a shade 10 lens. Conforms to BS EN 175.

Shade:	10
--------	----



Shade 11

B S01000
Auto Darkening Welding Helmet - Shade 11

Complies to BS EN 379, BS EN 175 and DIN standards. Features automatic switching from light to dark on striking arc. Fitted with adjustable sensitivity and delay controls for switching light to dark. Deluxe contoured helmet with fully adjustable headband featuring front pad for added comfort. Suitable for MIG, TIG and arc welding.

Shade Active:	11
Shade Inactive:	3
Grinding Function:	X
Viewing Area:	91 x 39mm
Operating Time Light/Dark:	0.1ms
Operating Temperature:	-10°C to +60°C
Power:	Lithium Cell Battery



Shade 9-13 Variable

Grinding Function

C S01001
Auto Darkening Welding Helmet Shade 9-13

Welding helmet with infinitely adjustable shade control between 9-13. Complies with BS EN 379, BS EN 175 and DIN standards. Fully automatic switching from light to dark on striking arc. Shade is selected by a rotary knob on side of helmet. Grinding function enables user to grind without removing mask. Solar panel power supply - no batteries required. Features sensitivity and delay controls for switching light to dark. Contoured design helmet with adjustable headband for added comfort. Suitable for MIG, TIG and arc welding.

Shade Active:	9-13 Variable
Shade Inactive:	4
Grinding Function:	✓
Viewing Area:	92 x 42mm
Operating Time Light/Dark:	0.1ms
Operating Temperature:	-5°C to +55°C
Power:	Solar Cells



Shade 9-13 Variable

Grinding Function

D PWH600
Auto Darkening Welding Helmet Shade 9-13

High quality infinitely variable shade 9-13 lens manufactured and tested to BS EN 379. Fully automatic switching from light to dark on striking arc. Features infinitely adjustable sensitivity and delay switches. Grinding function enables user to grind without removing mask. Deluxe contoured helmet approved to BS EN 175 which gives full neck protection and protects lens from scratching when helmet is laid down. Comfortable headband and non-slip quick release ratchet mechanism. Suitable for MIG, TIG, arc and gas welding.

Shade Active:	9-13 Variable
Shade Inactive:	4
Grinding Function:	✓
Viewing Area:	100 x 45mm
Operating Time Light/Dark:	0.3ms
Operating Temperature:	-10°C to +60°C
Power:	Lithium Cell Battery



Shade 9-13 Variable

Grinding Function

E PWH601
Auto Darkening Welding Helmet Shade 9-13

High quality infinitely variable shade 9-13 lens manufactured and tested to BS EN 379. Fully automatic switching from light to dark on striking arc. Features adjustable sensitivity and delay switches. Grinding function enables user to grind without removing mask. Deluxe contoured helmet approved to BS EN 175 which gives full neck protection and protects lens from scratching when helmet is laid down. Comfortable headband and non-slip quick release ratchet mechanism. Suitable for MIG, TIG, arc and gas welding.

Shade Active:	9-13 Variable
Shade Inactive:	4
Grinding Function:	✓
Viewing Area:	100 x 41mm
Operating Time Light/Dark:	0.1ms
Operating Temperature:	-10°C to +60°C
Power:	Lithium Cell Battery



F

300ml

F MIG/722308
300ml Anti-Spatter Pressure Spray

Extremely effective anti-spatter spray preventing spatter build-up on fixings, jigs and welding nozzles. Contains rust inhibitor to prevent corrosion. Innovative pressure spray system allows 99% of the active product to be expelled from the can. Up to six times the life of normal aerosols.

Safe to use	✓
Non-toxic	✓
No acrid fumes	✓
Cleaner, easier and tidier welding	✓
Environmentally friendly	✓
Recyclable tin	✓



A-D SEE RIGHT

**Auto Darkening Welding Helmets
Shade 9-13**


Welding helmets with infinitely adjustable shade control between 9-13. Complies with BS EN 379, BS EN 175 and DIN standards. True colour technology for improved depth perception, allowing far greater welding precision. Fully automatic switching from light to dark on striking arc. Shade is selected by a rotary knob on side of helmet. Grinding function enables user to grind without removing mask. Solar panel power supply - no batteries required. Features sensitivity and delay controls for switching light to dark. Suitable for MIG, TIG, arc welding and grinding.



Shade 9-13
Variable

Grinding Function

Model No:	Colour:
A PWH1	Red
B PWH2	Blue
C PWH3	Green
D PWH4	Yellow
Shade Active:	9-13 Variable
Shade Inactive:	4
Grinding Function:	✓
Viewing Area:	92 x 42mm
Operating Time Light/Dark:	0.04ms
Operating Temperature:	-5°C to +55°C
Power:	Solar Cells



A-D True Colour Technology for improved visibility.



E-H SEE RIGHT

**Auto Darkening Welding Helmets
Shade 9-13**


Welding helmets with infinitely adjustable shade control between 9-13. Complies with BS EN 379, BS EN 175 and DIN standards. True colour technology for improved depth perception, allowing far greater welding precision. Fully automatic switching from light to dark on striking arc. Shade is selected by a rotary knob on side of helmet. Grinding function enables user to grind without removing mask. Solar panel power supply - no batteries required. Features sensitivity and delay controls for switching light to dark. Suitable for MIG, TIG, arc welding and grinding.



Shade 9-13
Variable

Grinding Function

Model No:	Colour:
E PWH610	Black
F PWH611	Blue
G PWH612	Red
H PWH613	Silver
Shade Active:	9-13 Variable
Shade Inactive:	4
Grinding Function:	✓
Viewing Area:	96 x 38mm
Operating Time Light/Dark:	0.1ms
Operating Temperature:	-10°C to +60°C
Power:	Solar Cells



E-H Feature Auto Darkening Cartridge.

A

Shade 5-8
Switchable

Shade 9-13
Variable



Lithium
RECHARGEABLE



B

Shade 5-8
Switchable

Shade 9-13
Variable

TRUE COLOUR



Lithium
RECHARGEABLE



C NEW

Shade 5-8
Switchable

Shade 9-13
Variable

TRUE COLOUR



Lithium
RECHARGEABLE

European Standard EN12941

EN 12941 is the European standard for a complete powered air filtering device incorporating a face helmet or visor. This standard outlines three classes of performance, which define the following maximum levels of inward leakage*:

10% for TH1

2% for TH2

0.2% for TH3

**Inward leakage estimates the performance of a respiratory device by measuring contaminants that leak through a respirator from various sources, including filter penetration, face seals, valves and gaskets.*

A PWH615 meets Class TH3.

B PWH616 meets Class TH1.

C PWH617 meets Class TH2.

A-C SEE BELOW

Welding Helmets with EN 12941 Powered Air Purifying Respirators (PAPR)

PAPR (Powered Air Purifying Respirator) systems with auto darkening welding helmets. Lithium battery powered respirator units provide the user with a constant filtered stream of air to their head and face. The filters are designed to reduce or remove dust and particles but not vapours and gases. The kits meet relevant "TH" classes of EN 12941:1998/A2:2008 (see right). Suitable for MIG, TIG MMA/ARC welding, cutting and grinding. Model No. PWH616 features an inner hood with protective clear visor. Complies with BS EN379, EN175, EN166 (Model No. PWH616 only), EN12941 and DIN standards.

	A	B	C
Model No:	PWH615	PWH616	PWH617
Shade Active:	5-8 Switchable & 9-13 Variable	5-8 Switchable & 9-13 Variable	5-8 Switchable & 9-13 Variable
Shade Inactive:	4	4	4
Grinding Function:	✓	✓	✓
Viewing Area:	120 x 100mm	98 x 62mm	98 x 55mm
Internal Safety Visor:	✗	✓	✗
Operating Time Light/Dark:	0.1ms	1/25,000s	1/25,000s
Operating Temperature:	-5°C to +55°C	-5°C to +55°C	-5°C to +55°C
Power:	Solar Cells/Rechargeable Lithium Battery	Solar Cells/Rechargeable Lithium Battery	Solar Cells/Rechargeable Lithium Battery



A SSP6
Gas Welding Goggles with Flip-Up Lenses
 Clear polycarbonate safety lenses with shade 5 flip-up lenses. Indirect ventilation in goggle frame. Conforms to BS EN 175.

Shade: 5



B SSP5
Gas Welding Goggles
 Shade 5 welding lens with indirect ventilation in goggle frame. Suitable for gas welding. Conforms to BS EN 175 and BS EN 169.

Shade: 5



C PL102L
50mm Brass Body Long Shackle Padlock
 See page 1062 full details.



D-H SEE BELOW
Gas Cylinder Safety Cages

Powder coated galvanised 30mm box frames with 50 x 50 x 3mm wire mesh. Hinged door with hasp and staple for padlock (not provided). Pre-drilled fixing points for bolting to solid surface. Supplied flat-packed for easy self-assembly. Supplied with safety sign.



	D	E	F	G	H
Model No:	GCSC219	GCSC247	GCSC319	GCSC419	GCSC447
Dimensions (W x D x H):	700 x 500 x 900mm	1000 x 500 x 1400mm	900 x 500 x 1000mm	1350 x 500 x 900mm	1000 x 1000 x 1400mm
Suitability:	2 x 19kg Cylinders	2 x 47kg Cylinders	3 x 19kg Cylinders	4 x 19kg Cylinders	4 x 47kg Cylinders
Weight:	19.5kg	30kg	23kg	27.35kg	37kg



I SSP/LWA
Leather Welding Apron
 Comfortable leather welding apron with ties.

Length: 900mm
 Width: 600mm



J SSP146
Heavy-Duty Leather Welding Apron

Heavy-duty traditional welding apron protects body and upper legs when welding. Manufactured from split cow hide leather with Kevlar® stitching. Adjustable straps with quick release buckles ensure a secure fit at all times. Features front hook-and-loop pocket and conforms to EN ISO 11611.

Size (W x H): 565 x 900mm



K SSP145
Heavy-Duty Leather Welding Safety Hood

Heavy-duty leather welding hood, offers best mix of durability, comfort and protection from sparks and spatter. Hook-and-loop fastening means one size fits all. Manufactured from split cow hide leather with Kevlar® stitching. Conforms to EN ISO 11611.



A SSP141
Lined Leather Welding Gauntlets - Pair
 Gauntlets offer superior protection from spatter and heat. Comfortable, durable and preferred by the professional welder. Conforms to BS EN 388 and BS EN 407.



B SSP142
TIG Welding Gauntlets - Pair
 Quality goat skin TIG welding leather gauntlets with 160mm split cow leather cuff. 330mm Length. Conforms to BSEN 388 and BS EN 12477:2001.



C SSP151
Heavy-Duty Lined Leather Welding Gauntlets - Pair
 Traditionally designed extra-large welding gauntlets providing excellent protection against spatter and heat. Manufactured from split cow hide leather with Kevlar® stitching, cotton lined cuff with a soft comfortable fleece lining. Durability is enhanced by additional leather, stitched over the palm area of the hand. This model cannot be used for arc welding. Five year storage life in cool, dry conditions. In case of wear/damage/deterioration the gloves must be scrapped. Certified to EN 12477, Type 'A'. Rated to EN 388 - 3134X and EN 407 - 41314X.



D SEE BELOW
Kevlar® Hot Sleeves
 Manufactured to CAT 2 BSEN 388 and BS EN 407 from 100% DuPont Kevlar®. Designed for use in engine bays to prevent cuts to forearms and burns from exhausts and other hot components. Thumb slot design ensures sleeve will stay in position.

Model No:	Length:
SSP36	355mm
SSP37	460mm



E SSP41
585mm Shot Blasting Gauntlets - Pair
 Protection for hands, wrists and forearms. Suitable for all types of shot/grit blasters.
 Length: 585mm



F SEE BELOW
Rigger's Gloves - Pair
 Strong stitching, a generous fit and quality materials make this an ideal glove for general-purpose trade use. Conforms to BS EN 21430:2020 & 388:2016 Level 2242X.

Model No:	Pack Size:
SSP12	1
SSP12/6	6



G SEE BELOW
Rigger's Gloves Hide Palm - Pair
 Strong stitching, a generous fit and quality materials make this an ideal glove for heavy trade use. Conforms to BS EN 21420:2020 & 388:2016 Level 2242X.

Model No:	Pack Size:
SSP13	1
SSP13/6	6



H SSP14HV
Reflective Rigger's Gloves - Pair
 Strong stitching, a generous fit and quality materials make this an ideal glove for heavy trade use. Bright dual coloured backing and reflective bands for increased visibility. Conforms to BS EN 21430:2020 & 388:2016 Level 2242X.

Model No:	Pack Size:
SSP14HV	1
SSP14HV/6	6



A SEE BELOW

Mechanic's Gloves Padded Palm

Close fitting gloves suitable for professional workshop use. Palm is padded with cushion points giving added protection against vibration - ideal for use with air powered workshop tools. Spandex® back for added user comfort. Hook-and-loop wrist strap. Washable materials.

Model No:	Size:
MG796L	Large
MG796XL	X-Large



B SEE BELOW

Light Palm Tactouch Mechanic's Gloves

Professional close fitting gloves. Unlike conventional mechanic's gloves, they allow precision control when working with small fixings and tools. Soft, breathable and durable with anti-slip palms and touchscreen index fingertips. Washable materials.

Model No:	Size:
MG798L	Large
MG798XL	X-Large



C SSP34

330mm Cuffed Nitrile Gauntlets - Pair

330mm Nitrile gauntlets designed to cope with thinners and similar liquids including: N-Heptane, 40% Sodium Hydroxide, 96% Sulphuric Acid, 65% Nitric Acid, 99% Acetic Acid, 25% Ammonium Hydroxide, 37% Formaldehyde. CE Marked and manufactured to CAT 3 BS EN 388 and 374.

D SEE BELOW

Black Diamond Grip Extra-Thick Nitrile Powder-Free Gloves - Pack of 50

Black nitrile gloves ideal for repair technicians, mechanics, health and safety work, among other uses. More durable than standard nitrile gloves thanks to 10mil thickness. Provides excellent protection whilst being light and flexible. Chemical resistant and certified to EN ISO 374-1:2016+A1:2018, EN 374-5:2016 & EN420:2003+A1:2009. Also certified to BS EN ISO 374-5 (bacteria, fungi and viruses). Powder-free for those with relevant dermatological conditions.

Model No:	Size:
SSP57L	Large
SSP57XL	Extra-Large



E SEE BELOW

Orange Diamond Grip Extra-Thick Nitrile Powder-Free Gloves - Pack of 50

Diamond Grip gloves ideal for repair technicians, mechanics, health and safety work, among other uses. Greater elasticity and durability thanks to extra-thick 10mil construction. Chemical resistant and Certified to EN ISO 374-1:2016+A1:2018, EN 374-5:2016 & EN420:2003+A1:2009. Raised textured surface vastly improves grip over regular disposable gloves in both wet and dry conditions. Powder-free for those with relevant dermatological conditions.

Model No:	Size:
SSP56L	Large
SSP56XL	Extra-Large



F SEE BELOW

Premium Powder-Free Disposable Nitrile Gloves - Large - Pack of 100

Offers a high degree of protection against a variety of chemicals. More durable than standard latex gloves. Provides excellent protection whilst being light and flexible. Nitrile material, ideal for people with latex protein allergies. Manufactured to EN455 Parts 1, 2 & 3.

Model No:	Size:
SSP55L	Large
SSP55XL	X-Large



G APGD

Magnetic Glove Dispenser

Dispenser attaches to any ferrous surface and can also be wall mounted. Four small magnets hold the dispenser in place. Suitable for packs of 50/100 disposable gloves. Self-adjusting springs to hold different box sizes.

PURCHASE YOUR WAY (Gloves Sold in Multiples of Pairs)



Single Pair



Pack of 6 Pairs



Pack of 12 Pairs



Box of 120 Pairs



A SEE BELOW

Nitrile Foam Gloves

Nitrile coated palm gives superior grip and dexterity. Good abrasion resistance. Breathable open back. CE Marked and conforms to BS EN 388:2016 4-1-2-2-X.

Model No:	Size:	Pack Qty:
9125L	Large	1
9125XL	X-Large	1
TSP125L/6	Large	6
TSP125XL/6	X-Large	6
9125L/12	Large	12
9125XL/12	X-Large	12
9125L/B120	Large	120
9125XL/B120	X-Large	120



B SEE BELOW

Super Grip Knitted Gloves Latex Palm

Latex coating with poly cotton lining gives superior grip in wet and dry conditions. Breathable open back. Enhanced tear resistance. CE Marked and conforms to BS EN 388:2016 2-1-3-1-X.

Model No:	Size:	Pack Qty:
9121L	Large	1
9121XL	X-Large	1
TSP121L/6	Large	6
TSP121XL/6	X-Large	6
9121L/12	Large	12
9121XL/12	X-Large	12
9121L/B120	Large	120
9121XL/B120	X-Large	120



C SEE BELOW

Foam Latex Grippa Gloves

Latex coating gives superior grip in wet and dry conditions. Lightweight design for superior dexterity. CE Marked and conforms to BS EN 388:2016 2-1-2-1-X.

Model No:	Size:	Pack Qty:
9140L	Large	1
9140XL	X-Large	1
TSP140L/6	Large	6
TSP140XL/6	X-Large	6
9140L/12	Large	12
9140XL/12	X-Large	12
9140L/B120	Large	120
9140XL/B120	X-Large	120



D SEE BELOW

Lightweight Precision Grip Gloves

Flexible elasticated wrist work gloves. Polyurethane coated palm for grip and protection. Ideal for tasks where dexterity is important. CE Marked and conforms to BS EN 388:2016 3-1-4-1-X.

Model No:	Size:	Pack Qty:
9117L	Large	1
9117XL	X-Large	1
TSP117L/6	Large	6
TSP117XL/6	X-Large	6
9117L/12	Large	12
9117XL/12	X-Large	12
9117L/B120	Large	120
9117XL/B120	X-Large	120



E SEE BELOW

PVC Knit Wrist Gloves

Knitted wrist waterproof gloves with PVC coating palm and back for excellent protection against abrasion. Wide-ranging applications, as waterproof coating repels oil, grease and non-corrosive liquids. CE Marked and conforms to BS EN 388:2016 3-1-2-1-X.

Model No:	Size:	Pack Qty:
9106L	Large	1
9106XL	X-Large	1
9106L/12	Large	12
9106XL/12	X-Large	12
9106L/B120	Large	120
9106XL/B120	X-Large	120



F SEE BELOW

Thermal Super Grip Gloves

Latex coating gives superior grip in wet and dry conditions. Brushed terry liner for warmth and comfort. CE Marked and conforms to BS EN 388:2016 2-2-4-2-X.

Model No:	Size:	Pack Qty:
9126	One Size Fits All	1
TSP126/6	One Size Fits All	6
9126/12	One Size Fits All	12
9126/B120	One Size Fits All	120



A SEE BELOW

Anti-Cut PU Gloves (Cut Level C) - Pair

Highest cut resistance - (Cut Level C) provides maximum protection against cuts and abrasions. Polyurethane coated palm for improved grip. The whole liner is cut resistant, including the back of the glove. CE Marked and conforms to BS EN 388:2016 4-4-3-C.

Model No:	Size:	Pack Qty:
9139L	Large	1
9139XL	X-Large	1



B SEE BELOW

Anti-Vibration Gloves - Pair

Special anti-vibration material covers palm and fingertips to significantly reduce the effects of impact and vibration. Breathable fabric improves comfort. Ideal for use with jack hammers, air impact tools, drilling equipment and chainsaws, among others. Conforms to EN 388:2016 and EN ISO 10819:2013.

Model No:	Size:	Pack Qty:
9142L	Large	1
9142XL	X-Large	1



C SEE BELOW

Super Cool Hide Gloves - Pair

Full grain cowhide. Breathable back, adjustable hook-and-loop wrist. Supple, hard-wearing premium gloves.

Model No:	Size:	Pack Qty:
9136L	Large	1
9136XL	X-Large	1



D SEE BELOW

Cut & Impact Resistant Gloves - Pair

Durable HPPE knitting provides cut resistance to level C. Anti-slip coating on the palm of the glove to give greater control to use in wet or oily environments. Additional reinforcement at thumb crotch for enhanced protection. Impact resistant TPR material on the back of the glove to help protect knuckles, fingers and thumbs during use. Hook-and-loop wrist strap. Washable material. Conforms to BS EN ISO 21420:2020 & EN388:2016 + A1:2018. Performance Levels - 4X43CP.

Model No:	Colour:	Size:
SSP39L	Green	Large
SSP39XL	Green	X-Large
SSP38L	Red	Large
SSP38XL	Red	X-Large



E SEE BELOW

Precision Grip Gloves - Pair

White diamond effect precision grip gloves, for work in clean environments. Diamond effect on the gloves adds greater grip when working with delicate items whilst maintaining flexibility and comfort. Conforms to EN388:2016 + A1:2018 performance levels 3-1-3-1-X.

Model No:	Size:	Pack Qty:
SSP50L	Large	1
SSP50L/6	Large	6
SSP50L/B120	Large	120
SSP50XL	X-Large	1
SSP50XL/6	X-Large	6
SSP50XL/B120	X-Large	120



F SEE BELOW

Waterproof Latex Gloves - Pair

Knitted wrist smooth latex waterproof gloves provide excellent protection and resistance to water, oil and grease-based applications. Extra textured coating on palm for superior grip and control for use in wet environments whilst maintaining flexibility and comfort. Conforms to BS EN 388:2016+ A1:2018 - performance levels 2-1-3-1-X.

Model No:	Size:	Pack Qty:
SSP49L	Large	1
SSP49L/6	Large	6
SSP49L/B120	Large	120
SSP49XL	X-Large	1
SSP49XL/6	X-Large	6
SSP49XL/B120	X-Large	120



G SEE BELOW

Anti-Slip Handling Gloves - Pair

Spun nylon gloves with interlocking criss-cross coating. Ideal for handling cartons, glass and other items with a sheer finish. Conforms to BS EN 388.

Model No:	Size:	Pack Qty:
SSP33	X-Large	1
SSP33/12	X-Large	12



H SEE BELOW

PVC Gauntlets - Pair

Fully coated PVC gloves give excellent abrasion protection for whole forearm. Wide-ranging applications, as waterproof coating repels oil, grease and non-corrosive liquids. Conforms to BS EN 388:2016 4-1-3-1-X.

Model No:	Size:	Pack Qty:
9114	One Size Fits All	1
9114/12	One Size Fits All	12
9114/B120	One Size Fits All	120



A SEE BELOW **WORKSAFE®**

FFP1 Fold Flat Masks
FFP1NR fold flat masks. Protects against non-toxic dusts and water-based aerosols. Fitted with adjustable band, nose liner and aluminium nose clip to fit all face contours. Filter Efficiency $\geq 80\%$. Manufactured to BS EN 149:2001 + A1:2009.

Model No:	Pack Qty:
9329/3	3
9329/10	10



B SEE BELOW **WORKSAFE®**

FFP1 Cup Masks
Cup masks class FFP1NR. Protects against non-toxic dusts and water-based aerosols. Fitted with nose liner and aluminium nose clip to fit all face contours. Filter Efficiency $\geq 80\%$. Manufactured to BS EN 149:2001 + A1:2009.

Model No:	Pack Qty:
9309/3	3
9309/10	10



C SEE BELOW **WORKSAFE®**

FFP1 Valved Cup Masks
Cup masks class FFP1NR. Protects against non-toxic dusts and water-based aerosols. Fitted with nose liner and aluminium nose clip to fit all face contours. Also fitted with breathing vent to provide more comfort and better communication as well as reducing heat build-up. Filter Efficiency $\geq 80\%$. Manufactured to BS EN 149:2001 + A1:2009.

Model No:	Pack Qty:
9331/3	3
9331/10	10



D SEE BELOW **WORKSAFE®**

FFP2 Fold Flat Masks
Fold flat masks class FFP2 NR D. Protects against solid dust and oil mist up to 12 x OEL. Fold flat pocket style design means easy to compact when not in use. Passed dolomite test so will resist clogging even in high dust environments. Fitted with adjustable band, nose liner and aluminium nose clip to fit all face contours.

Model No:	Pack Qty:
9304/3	3
9304/10	10



E SEE BELOW **WORKSAFE®**

FFP2 Valved Fold Flat Masks
Fold flat masks class FFP2 NR. Protects against slightly toxic or irritant aerosols and/or liquids. Fitted with adjustable band, nose liner and aluminium nose clip to fit all face contours. Also fitted with breathing vent to provide more comfort and better communication as well as reducing heat build-up. Filter Efficiency $\geq 94\%$. Manufactured to BS EN 149:2001 + A1:2009.

Model No:	Pack Qty:
9305/3	3
9305/10	10



F SEE BELOW **WORKSAFE®**

FFP2 Valved Cup Masks
Cup masks class FFP2 NR. Protects against slightly toxic or irritant aerosols and/or liquids. Fitted with nose liner and aluminium nose clip to fit all face contours. Also fitted with breathing vent to provide more comfort and better communication as well as reducing heat build-up. Filter Efficiency $\geq 94\%$. Manufactured to BS EN 149:2001 + A1:2009.

Model No:	Pack Qty:
9332/3	3
9332/10	10

CHOOSING YOUR MASK

FFP1	Filter Efficiency > 80%
Protection	Non-toxic dust and/or water based aerosols, minor dust level.
Application	Handling rubble, sweeping, drilling concrete.
Substance	Flour, chalk, graphite, cotton, concrete.
FFP2	Filter Efficiency > 94%
Protection	Mild toxic or irritant, solid & liquid aerosols, moderate dust level.
Application	Plastering, sanding rust & soft wood, grinding & cutting metal, paint spraying.
Substance	Untreated softwood, coal, powder, pesticide, fibreglass.
FFP3	Filter Efficiency > 99%
Protection	Toxic liquids, solid & liquid aerosols, high dust level.
Application	Paint stripping, sanding of hardwood and cement, copper, chrome or arsenic welding.
Substance	Biological, pharmaceutical, chrome, lime, lead, asbestos (non-handling).



G SEE BELOW **WORKSAFE®**

FFP3 Valved Fold Flat Masks
FFP3 NR fold flat masks. Protects against solid aerosols and/or liquids listed as toxic. Fitted with adjustable band, nose liner and aluminium nose clip to fit all face contours. Also fitted with breathing vent to provide more comfort and better communication as well as reducing heat build-up. Filter Efficiency $\geq 99\%$. Manufactured to BS EN 149:2001 + A1:2009.

Model No:	Pack Qty:
9333/3	3
9333/10	10



H SEE BELOW **WORKSAFE®**

FFP3 Valved Cup Masks
FFP3 NR D valved cup masks. Protects against solid dust and oil mist up to 50 x OEL. Passed dolomite test so will resist clogging even in high dust environments. Fitted with adjustable band, nose liner and aluminium nose clip to fit all face contours. Also fitted with breathing vent to provide more comfort and better communication as well as reducing heat build-up.

Model No:	Pack Qty:
9334/3	3
9334/10	10

A NEW



A 9360/66

Half Mask with A2P3R Filter Cartridges

Lightweight and dermatologically friendly made from soft thermoplastic elastomer. Built-in exhalation vent makes breathing out easy and comfortable without letting harmful materials in. Threaded cartridges makes connecting filters easy and efficient. Ideal for a variety of painting, sanding and wood and metal cutting tasks. Adjustable straps in order to optimize comfort and support. Supplied with 2 x A2P3R filters for protection against organic vapour and particulate. Maximum user levels 5000ppm or 30 x OEL, whichever is lower.

Consumable Parts: 9366 - A2P3R Filter Cartridge, 9364 - Pre-Filter - Pack of 10

B



B 9366

A2P3R Filter Cartridge Pack of 2

Filters designed to fit Model No. 9360 series Half Masks. A2P3R Filters to protect against organic vapour and particulate. Maximum user levels 5000ppm or 30 x OEL whichever is lower. Conforms to EN 143 and EN 14387.

Filter Usage	DUSTS		FUMES/ODOURS		WOODS	FIBRES	PAINTING TASKS			MAINTENANCE			
	Plaster	General	Nuisance Odours	Resins	Welding (Ferrous & Lead)	Hard & Soft	Fibres & Fibreglass	Water Based	Solvent Based & White Spirit	Rubbing Down Paint	Heat & Chemical Stripping	Glyphosate (Weed Killer)	Mists
A2P3R	✓	✓	✓	✓	✓	✓	✓	✓	✓	✓	✓	✓	✓

C



WORKSAFE®

C 9360

Half Mask - No Cartridges

Lightweight and dermatologically friendly made from soft thermoplastic elastomer. Inbuilt exhalation vent makes breathing out easy and comfortable without letting harmful materials in. Threaded cartridges makes connecting filters easy and efficient. Adjustable straps in order to optimize comfort and support.

D



WORKSAFE®

D 9360/62

Half Mask with P3R Filter Cartridges

Lightweight and dermatologically friendly made from soft thermoplastic elastomer. Built-in exhalation vent makes breathing out easy and comfortable without letting harmful materials in. Threaded cartridges makes connecting filters easy and efficient. Ideal for a variety of painting, sanding & wood and metal cutting tasks. Adjustable straps in order to optimize comfort and support. Supplied with 2 x P3R HEPA filters for protection against particulate. Maximum user levels 30 x OEL.

Spare Filter Cartridge (Pk of 2): 9362

E



WORKSAFE®

E 9360/61

Half Mask with A1P2R Filter Cartridges

Lightweight and dermatologically friendly made from soft thermoplastic elastomer. Built-in exhalation vent makes breathing out easy and comfortable without letting harmful materials in. Threaded cartridges makes connecting filters easy and efficient. Ideal for a variety of painting, sanding & wood and metal cutting tasks. Adjustable straps in order to optimize comfort and support. Supplied with 2 x A1P2R filters for protection against organic vapour and particulate. Maximum user levels 1000ppm or 10 x OEL whichever is lower.

Spare Filter Cartridge (Pack of 2): 9361

Spare Pre-Filter (Pack of 10): 9364

F



WORKSAFE®

F 9360/63

Half Mask with ABEK1 P2R Filter Cartridges

Lightweight and dermatologically friendly made from soft thermoplastic elastomer. Inbuilt exhalation vent makes breathing out easy and comfortable without letting harmful materials in. Threaded cartridges makes connecting filters easy and efficient. Ideal for a variety of painting, sanding & wood and metal cutting tasks. Adjustable straps in order to optimize comfort and support. Supplied with 2 x ABEK1 P2R filters for protection against organic vapour, inorganic gases, acid gases, ammonia, derivatives and particulate. Maximum user levels 1000ppm or 10 x OEL whichever is lower.

Spare Filter Cartridge (Pack of 2): 9363

Spare Pre-Filter (Pack of 10): 9364

G



WORKSAFE®

G SEE BELOW

Pre-Filter - Pack of 10

Pack of 10 pre-filters to fit onto Model No's 9361, 9363 and 9366 Cartridges. Replacement pre-filter to protect against solid particles. Conforms to EN 143.

Model No:	Spare for:
9364 (Pk of 10):	Spare Pre-Filter for 9361 & 9363
9365 (Pk of 2):	Spare Holding Ring for 9364

H



WORKSAFE®

H 9363

ABEK1 P2R Cartridge Pack of 2

Filters designed to fit Model No. 9360 series Half Masks. ABEK1 P2R Filters to protect against organic vapour, inorganic gases, acid gases, ammonia and its derivatives and particulate. Maximum user levels 1000ppm or 10 x OEL whichever is lower. Conforms to EN 143 and EN 14387.

I



WORKSAFE®

I 9361

A1P2R Filter Cartridge Pack of 2

Filters designed to fit Model No. 9360 series Half Masks. A1 P2R Filters to protect against organic vapour and particulate. Maximum user levels 1000ppm or 10 x OEL whichever is lower. Conforms to EN 143 and EN 14387.

J



WORKSAFE®

J 9362

P3R Filter Cartridge - Pack of 2

Filters designed to fit Model No. 9360 series Half Masks. P3R Filters to protect against particulates. Maximum user levels 30 x OEL. Conforms to EN 143.



A

WORKSAFE®

A SEE BELOW

Disposable Ear Plugs

Disposable, single use ear plugs. Supplied in a dispenser with twist mechanism that can be wall mounted or surface standing. Provides comfortable protection from noise. SNR Rating 38dB. Conforms to BSEN 352.

Model No:	Pack Qty:
403/250D	250 Pairs
403/500D	500 Pairs
Replacement Ear Plugs: 403/250DRE - 250 pairs, 403/500DRE - 500 pairs	



B

WORKSAFE®

B 402/1

Corded Ear Plugs

Triple flange design manufactured from a soft pliable material providing a comfortable fit. Corded for convenient carrying and helps prevent loss of plugs. Supplied in plastic storage case. SNR Rating: 32dB. Conforms to BSEN 352.



D

WORKSAFE®

D 404/100

Disposable Ear Plugs Corded - Pack of 100 Pairs

100 Pairs of individually wrapped, disposable, single use, corded ear plugs. Provides comfortable protection from noise. SNR Rating 34dB. Conforms to BSEN 352.



C

WORKSAFE®

C SEE BELOW

Disposable Ear Plugs

Disposable, single use ear plugs. Provides comfortable protection from noise. SNR Rating 34dB. Conforms to BS EN 352.

Model No:	Pack Qty:
403/10	10 Pairs
403/100	100 Pairs
403/200	200 Pairs



F

WORKSAFE®

Wireless

F 9420

Wireless Electronic Ear Defenders

Built-in digital wireless technology including microphone allows you to take hands-free calls or listen to music via your ear defenders. Easy-access controls enable you to take calls and adjust the volume level. Includes AUX input to allow connection with non-wireless compatible devices. Fitted with adjustable headband for comfort. Supplied with charging cable and AUX cable. Lightweight, yet rugged construction, certified to BS EN 352-1:2002 standard. Hearing protection level in excess of the standard, with an SNR of 29dB.

Battery:	3.7V 0.75Ah Li-ion
Battery Life:	≥8hr
Charging Time:	3.5hr
Transmission Range:	≥10m
Operating Temperature:	0 - 40°C
Storage Temperature:	-20 to +60°C
Storage Humidity:	<30%
Working Humidity:	<80%



G

WORKSAFE®

G 406

Ear Defenders Cat 3 - Standard

Lightweight yet rugged construction offering protection to BS EN 352.1. SNR Rating 27dB. Adjustable swivel cups for optimum comfort and safety. Fully approved to protect against high noise levels in most working environments.



G



H

WORKSAFE®

H SSP19F

Deluxe Ear Defenders - Folding

Lightweight, yet rugged construction, certified to BS EN 352-1:2002 standard. Hearing protection level in excess of the standard, with an SNR of 32dB. Fully adjustable ear cups to ensure a precise seal against the head. Arms fold in for easy storage. Fully approved to protect against high noise levels in most working environments.



I

WORKSAFE®

I SSP19C0

Deluxe Clip-On Ear Defenders

Lightweight, yet rugged construction, certified to BS EN 352-3:2002 standard. Hearing protection level in excess of the standard, with an SNR of 30dB. Fully adjustable ear cups to ensure a precise seal against the head. Suitable for use on all Worksafe® helmets or any helmet with a 30mm fixing point. Fully approved to protect against high noise levels in most working environments.



A SEP1
Flexi Grip Gloves, FFP1 Mask, Goggles & Ear Plugs

Contents: 9329 - FFP1 Fold Flat Mask, 201 - Standard Goggles Indirect Vent, 9125XL - Flexi Grip Nitrile Palm Gloves (X-Large) - Pair, 403 Range - Ear Plugs



B SEP2
Flexi Grip Gloves, FFP1 Mask, Goggles & Ear Defenders

Contents: 9329 - FFP1 Fold Flat Mask, 201 - Standard Goggles Indirect Vent, 9125XL - Flexi Grip Nitrile Palm Gloves (X-Large) - Pair, 406 - Ear Defenders Cat 3 - Standard



C SEE BELOW
Site Kits

Safety kits for construction and building site use.

Model No:	Contents:
SKBOX/L	502W - Plus Safety Helmet - Vented (White), 9804L - Hi-Vis Waistcoat (Site and Road Use) Yellow - Large, 9121L - Super Grip Knitted Gloves Latex Palm (Large) - Pair, 201 - Standard Goggle Indirect Vent, 9309 - FFP1 Cup Mask, 403 - Ear Plugs
SKBOX/XL	502W - Plus Safety Helmet - Vented (White), 9804XL - Hi-Vis Waistcoat (Site and Road Use) Yellow - X-Large, 9121XL - Super Grip Knitted Gloves Latex Palm (X-Large) - Pair, 201 - Standard Goggle Indirect Vent, 9309 - FFP1 Cup Mask, 403 - Ear Plugs



D SEP4
Flexi Grip Gloves, FFP2 Mask, Goggles & Ear Defenders

Contents: 9304 - FFP2 Fold Flat Mask, 201 - Standard Goggles Indirect Vent, 9125XL - Flexi Grip Nitrile Palm Gloves (X-Large) - Pair, 406 - Ear Defenders Cat 3 - Standard



E SSP250
Sharps Bin

Enables the safe storage of sharps waste from all categories prior to disposal.

Size: 2.5L



F SEE BELOW
Disposable Coveralls

Elasticated hood, cuffs and ankles. Protects clothing in a range of environments.

Model No:	Size:
9601L	Large
9601XL	X-Large



WORKSAFE®

A 9712
Trouser Knee Pads - Pair
 Fits most work trousers. Can be cut-to-size. Soft comfortable foam.



WORKSAFE®

B 9706
Comfort Knee Pads - Pair
 Lightweight for comfort. Adjustable straps.



WORKSAFE®

C 9711
Hard Shell Gel Knee Pads - Pair
 Hard-wearing composite front cover for extended life with an anti-slip grip design. Adjustable wide straps. Gel core shapes to knee for comfort.



D SSP79
EVA Foam with TPR Cap Knee Pads - Pair
 Combination of EVA foam and a hard-wearing TPR cap provide the required comfort and protection. Utilises a single hook-and-loop closing strap.



E SSP16
Safety Baseball Bump Cap
 Baseball bump cap with solid internal cover for protection against knocks and grazes. Adjustable strap suits all sizes. Convenient short peak design, better suited for working in and around vehicles. Internal padding and ventilation for added comfort. Conforms to EN 812.



WORKSAFE®

F SSP63
Heavy-Duty Double Gel Knee Pads - Pair
 Anti-compression genuine double gel foam gives maximum cushioning for added comfort and manoeuvrability. Hard-wearing non-scratch pads for extended life. Twin hook-and-loop straps offer a more comfortable fit and stops knee pads from slipping.



WORKSAFE®

G SEE BELOW
Back Support Belts
 Designed to give all day support whilst bending and lifting.

Model No:	Size:
9707M	Medium; 840-1020mm
9707L	Large; 965-1120mm

H 502YFK
Forestry Kit
 Includes helmet, mesh visor and clip-on ear defenders. Helmet conforms to BS EN397. Visor conforms to BSEN1731:2006. Ear defenders conform to BS EN352-3.
Colour: Yellow



WORKSAFE®

I SEE BELOW
Safety Helmets
 Available in four colours these premium Safety Helmets conform to BS EN397. Fitted with a comfortable webbed harness, with twist and lock ratchet mechanism size adjustment for user comfort and ease of use. A short peak means that the helmet is less likely to get in the way in confined spaces. A full range of clip-on accessories are available for use with these helmets.

Model No:	Colour:
502Y	Yellow
502BLK	Black
502B	Blue
502W	White



WORKSAFE®



Optional Chin Strap
Model No. 503



A

WORKSAFE®

A SEE BELOW

Hi-Vis Orange Jackets with Quilted Lining

Waterproof motorway jackets with full quilted lining for greater warmth and comfort. Fitted with retractable hood, two outer pockets, inner phone pocket and both zipper and snap closing for added protection against rain. Conforms to EN ISO 20471:2013+A1:2016 Class 3 and EN 343:2003+A1:2007 Class 3:1.

Model No:	Size:
806LO	Large
806XLO	X-Large
806XXLO	XX-Large



B

WORKSAFE®

B SEE BELOW

Hi-Vis Orange Jackets with Quilted Lining, Elasticated Waist & Cuffs

Waterproof motorway jackets with full quilted lining for greater warmth and comfort. Fitted with retractable hood, two outer pockets, inner phone pocket, elasticated waist and wrists and both zipper and snap closing for added protection against rain. Conforms to EN ISO 20471:2013+A1:2016 Class 3 and EN 343:2003+A1:2007 Class 3:1.

Model No:	Size:
802LO	Large
802XLO	X-Large
802XXLO	XX-Large



C

WORKSAFE®

C SEE BELOW

Hi-Vis Orange Waterproof Trousers

Fully waterproof reflective trousers fitted with elasticated waist, two pockets and adjustable ankles. Conforms to EN ISO 20471:2013+A1:2016 Class 1 and EN 343:2003+A1:2007 Class 3:1.

Model No:	Waist Size:	Size:
807MO	108-116cm	Medium
807LO	116-124cm	Large
807XLO	124-132cm	X-Large
807XXLO	132-140cm	XX-Large



D

WORKSAFE®

D SEE BELOW

Hi-Vis Orange Waistcoats

Conforms to BS EN471, Class 2.

Model No:	Size:
9812M	Medium
9812L	Large
9812XL	X-Large
9812XXL	XX-Large



E

WORKSAFE®

E SEE BELOW

Hi-Vis Yellow Waistcoats

Conforms to BS EN471, Class 2.

Model No:	Size:
9804M	Medium
9804L	Large
9804XL	X-Large
9804XXL	XX-Large



F

WORKSAFE®

F SEE BELOW

Hi-Vis Yellow Jackets with Quilted Lining

Waterproof motorway jackets with full quilted lining for greater warmth and comfort. Fitted with retractable hood, two outer pockets, inner phone pocket and both zipper and snap closing for added protection against rain. Conforms to EN ISO 20471:2013+A1:2016 Class 3 and EN 343:2003+A1:2007 Class 3:1.

Model No:	Size:
806L	Large
806XL	X-Large
806XXL	XX-Large



G

WORKSAFE®

G SEE BELOW

Hi-Vis Yellow Jackets with Quilted Lining, Elasticated Waist & Cuffs

Waterproof motorway jackets with full quilted lining for greater warmth and comfort. Fitted with retractable hood, two outer pockets, inner phone pocket, elasticated waist and wrists and both zipper and snap closing for added protection against rain. Conforms to EN ISO 20471:2013+A1:2016 Class 3 and EN 343:2003+A1:2007 Class 3:1.

Model No:	Size:
802L	Large
802XL	X-Large
802XXL	XX-Large



H

WORKSAFE®

H SEE BELOW

Hi-Vis Yellow Waterproof Trousers

Fully waterproof reflective trousers fitted with elasticated waist, two pockets and adjustable ankles. Conforms to EN ISO 20471:2013+A1:2016 Class 1 and EN 343:2003+A1:2007 Class 3:1.

Model No:	Waist Size:	Size:
807M	108-116cm	Medium
807L	116-124cm	Large
807XL	124-132cm	X-Large
807XXL	132-140cm	XX-Large

The Health and Safety (Safety Signs & Signals) Regulations 1996 require employers to provide and maintain safety signs where there is significant risk to health and safety that has not been avoided or controlled by other means (e.g. safe systems of work) provided that the use of a sign can help reduce the risk. ISO 7010 was developed to provide consistency in design across the EU. All our signs are manufactured in compliance with BS EN ISO 7010 standards.

The use of symbols and graphical images is a simple safety system used to convey safety messages at a glance. Colours and symbols, appropriately used, provide information and warnings of hazards which are essential to personal safety. Safety signs are categorised by five main sections: Hazard, Mandatory, Safety, Prohibition and Fire Equipment. Available individually or in packs of 10, in a variety of materials.



A SEE BELOW

Fire Door Keep Shut

Dimensions:	80mm x 80mm	
Model No:	Material:	Pack Qty:
SS1V1	Self-Adhesive Vinyl	1
SS1V10	Self-Adhesive Vinyl	10
SS1P1	Rigid Plastic	1
SS1P10	Rigid Plastic	10

B SEE BELOW

Fire Exit Keep Clear

Dimensions:	200mm x 200mm	
Model No:	Material:	Pack Qty:
SS2V1	Self-Adhesive Vinyl	1
SS2V10	Self-Adhesive Vinyl	10
SS2P1	Rigid Plastic	1
SS2P10	Rigid Plastic	10

C SEE BELOW

Automatic Fire Door Keep Clear

Dimensions:	80mm x 80mm	
Model No:	Material:	Pack Qty:
SS3V1	Self-Adhesive Vinyl	1
SS3V10	Self-Adhesive Vinyl	10
SS3P1	Rigid Plastic	1
SS3P10	Rigid Plastic	10

D SEE BELOW

Fire Door Keep Locked Shut

Dimensions:	80mm x 80mm	
Model No:	Material:	Pack Qty:
SS4V1	Self-Adhesive Vinyl	1
SS4V10	Self-Adhesive Vinyl	10
SS4P1	Rigid Plastic	1
SS4P10	Rigid Plastic	10



E SEE BELOW

Now Wash Your Hands

Dimensions:	300mm x 100mm	
Model No:	Material:	Pack Qty:
SS5V1	Self-Adhesive Vinyl	1
SS5V10	Self-Adhesive Vinyl	10
SS5P1	Rigid Plastic	1
SS5P10	Rigid Plastic	10

F SEE BELOW

Hand Protection Must Be Worn

Dimensions:	300mm x 100mm	
Model No:	Material:	Pack Qty:
SS6V1	Self-Adhesive Vinyl	1
SS6V10	Self-Adhesive Vinyl	10
SS6P1	Rigid Plastic	1
SS6P10	Rigid Plastic	10

G SEE BELOW

Protective Footwear Must Be Worn

Dimensions:	300mm x 100mm	
Model No:	Material:	Pack Qty:
SS7V1	Self-Adhesive Vinyl	1
SS7V10	Self-Adhesive Vinyl	10
SS7P1	Rigid Plastic	1
SS7P10	Rigid Plastic	10

H SEE BELOW

Safety Helmets Must Be Worn In This Area

Dimensions:	300mm x 100mm	
Model No:	Material:	Pack Qty:
SS8V1	Self-Adhesive Vinyl	1
SS8V10	Self-Adhesive Vinyl	10
SS8P1	Rigid Plastic	1
SS8P10	Rigid Plastic	10



I SEE BELOW

High Visibility Jackets Must Be Worn Beyond This Point

Dimensions:	300mm x 100mm	
Model No:	Material:	Pack Qty:
SS9V1	Self-Adhesive Vinyl	1
SS9V10	Self-Adhesive Vinyl	10
SS9P1	Rigid Plastic	1
SS9P10	Rigid Plastic	10

J SEE BELOW

Use Ear Protectors

Dimensions:	300mm x 100mm	
Model No:	Material:	Pack Qty:
SS10V1	Self-Adhesive Vinyl	1
SS10V10	Self-Adhesive Vinyl	10
SS10P1	Rigid Plastic	1
SS10P10	Rigid Plastic	10

K SEE BELOW

Eye Protection Must Be Worn

Dimensions:	300mm x 100mm	
Model No:	Material:	Pack Qty:
SS11V1	Self-Adhesive Vinyl	1
SS11V10	Self-Adhesive Vinyl	10
SS11P1	Rigid Plastic	1
SS11P10	Rigid Plastic	10

L SEE BELOW

Wear Correct Eye Protection When Welding

Dimensions:	300 x 100mm	
Model No:	Material:	Pack Qty:
SS54V1	Self-Adhesive Vinyl	1
SS54V10	Self-Adhesive Vinyl	10
SS54P1	Rigid Plastic	1
SS54P10	Rigid Plastic	10

A NEW



A SEE BELOW
Wear Face Shield

Dimensions:	300 x 100mm	
Model No:	Material:	Pack Qty:
SS55V1	Self-Adhesive Vinyl	1
SS55V10	Self-Adhesive Vinyl	10
SS55P1	Rigid Plastic	1
SS55P10	Rigid Plastic	10

B NEW



B SEE BELOW
Respirators Must Be Worn

Dimensions:	300 x 100mm	
Model No:	Material:	Pack Qty:
SS56V1	Self-Adhesive Vinyl	1
SS56V10	Self-Adhesive Vinyl	10
SS56P1	Rigid Plastic	1
SS56P10	Rigid Plastic	10

C NEW



C SEE BELOW
Masks Must Be Worn When Working Here

Dimensions:	300 x 100mm	
Model No:	Material:	Pack Qty:
SS57V1	Self-Adhesive Vinyl	1
SS57V10	Self-Adhesive Vinyl	10
SS57P1	Rigid Plastic	1
SS57P10	Rigid Plastic	10

D



D SEE BELOW
Foam Fire Extinguisher

Dimensions:	75 x 210mm	
Model No:	Material:	Pack Qty:
SS30V1	Self-Adhesive Vinyl	1
SS30V10	Self-Adhesive Vinyl	10
SS30P1	Rigid Plastic	1
SS30P10	Rigid Plastic	10

E NEW



E SEE BELOW
MOT Testing Station

Dimensions:	600 x 625mm	
Model No:	Material:	Pack Qty:
SS51A1	Aluminium Composite	1
SS51P1	Rigid Plastic	1
SS51P10	Rigid Plastic	10

F NEW



F SEE BELOW
Fire Action Without Lift

Dimensions:	200 x 250mm	
Model No:	Material:	Pack Qty:
SS20V1	Self-Adhesive Vinyl	1
SS20V10	Self-Adhesive Vinyl	10
SS20P1	Rigid Plastic	1
SS20P10	Rigid Plastic	10

G NEW



G SEE BELOW
Fire Action With Lift

Dimensions:	200 x 250mm	
Model No:	Material:	Pack Qty:
SS19V1	Self-Adhesive Vinyl	1
SS19V10	Self-Adhesive Vinyl	10
SS19P1	Rigid Plastic	1
SS19P10	Rigid Plastic	10

H

NEW



H SEE BELOW
Powder Fire Extinguisher

Dimensions:	75 x 210mm	
Model No:	Material:	Pack Qty:
SS52V1	Self-Adhesive Vinyl	1
SS52V10	Self-Adhesive Vinyl	10
SS52P1	Rigid Plastic	1
SS52P10	Rigid Plastic	10

I NEW



I SEE BELOW
MOT Parking

Dimensions:	300 x 100mm	
Model No:	Material:	Pack Qty:
SS49V1	Self-Adhesive Vinyl	1
SS49V10	Self-Adhesive Vinyl	10
SS49P1	Rigid Plastic	1
SS49P10	Rigid Plastic	10

J



J SEE BELOW
MOT Viewing Area

Dimensions:	300 x 100mm	
Model No:	Material:	Pack Qty:
SS50V1	Self-Adhesive Vinyl	1
SS50V10	Self-Adhesive Vinyl	10
SS50P1	Rigid Plastic	1
SS50P10	Rigid Plastic	10

K

NEW



K SEE BELOW
Fire Blanket

Dimensions:	75 x 210mm	
Model No:	Material:	Pack Qty:
SS53V1	Self-Adhesive Vinyl	1
SS53V10	Self-Adhesive Vinyl	10
SS53P1	Rigid Plastic	1
SS53P10	Rigid Plastic	10



A SEE BELOW
Water Fire Extinguisher

Dimensions:	75 x 210mm
Model No:	Material: Pack Qty:
SS27V1	Self-Adhesive Vinyl 1
SS27V10	Self-Adhesive Vinyl 10
SS27P1	Rigid Plastic 1
SS27P10	Rigid Plastic 10



B SEE BELOW
CO₂ Fire Extinguisher

Dimensions:	75 x 210mm
Model No:	Material: Pack Qty:
SS21V1	Self-Adhesive Vinyl 1
SS21V10	Self-Adhesive Vinyl 10
SS21P1	Rigid Plastic 1
SS21P10	Rigid Plastic 10



C SEE BELOW
Fire Extinguisher

Dimensions:	150 x 200mm
Model No:	Material: Pack Qty:
SS15V1	Self-Adhesive Vinyl 1
SS15V10	Self-Adhesive Vinyl 10
SS15P1	Rigid Plastic 1
SS15P10	Rigid Plastic 10



D SEE BELOW
Sprinkler Stop Valve Inside

Dimensions:	200 x 150mm
Model No:	Material: Pack Qty:
SS23V1	Self-Adhesive Vinyl 1
SS23V10	Self-Adhesive Vinyl 10
SS23P1	Rigid Plastic 1
SS23P10	Rigid Plastic 10



E SEE BELOW
No Smoking

Dimensions:	300 x 100mm
Model No:	Material: Pack Qty:
SS13V1	Self-Adhesive Vinyl 1
SS13V10	Self-Adhesive Vinyl 10
SS13P1	Rigid Plastic 1
SS13P10	Rigid Plastic 10



F SEE BELOW
Emergency Stop

Dimensions:	75 x 100mm
Model No:	Material: Pack Qty:
SS35V1	Self-Adhesive Vinyl 1
SS35V10	Self-Adhesive Vinyl 10
SS35P1	Rigid Plastic 1
SS35P10	Rigid Plastic 10



G SEE BELOW
No Access For Unauthorised Persons

Dimensions:	300 x 100mm
Model No:	Material: Pack Qty:
SS17V1	Self-Adhesive Vinyl 1
SS17V10	Self-Adhesive Vinyl 10
SS17P1	Rigid Plastic 1
SS17P10	Rigid Plastic 10



H SEE BELOW
No Parking

Dimensions:	300 x 100mm
Model No:	Material: Pack Qty:
SS16V1	Self-Adhesive Vinyl 1
SS16V10	Self-Adhesive Vinyl 10
SS16P1	Rigid Plastic 1
SS16P10	Rigid Plastic 10



I SEE BELOW
No Smoking (On Premises)

Dimensions:	148 x 210mm
Model No:	Material: Pack Qty:
SS12V1	Self-Adhesive Vinyl 1
SS12V10	Self-Adhesive Vinyl 10
SS12P1	Rigid Plastic 1
SS12P10	Rigid Plastic 10



J SEE BELOW
Fire Alarm

Dimensions:	80 x 80mm
Model No:	Material: Pack Qty:
SS31V1	Self-Adhesive Vinyl 1
SS31V10	Self-Adhesive Vinyl 10
SS31P1	Rigid Plastic 1
SS31P10	Rigid Plastic 10



K SEE BELOW
No Entry

Dimensions:	300 x 100mm
Model No:	Material: Pack Qty:
SS14V1	Self-Adhesive Vinyl 1
SS14V10	Self-Adhesive Vinyl 10
SS14P1	Rigid Plastic 1
SS14P10	Rigid Plastic 10



L SEE BELOW
CCTV In Operation

Dimensions:	75 x 100mm
Model No:	Material: Pack Qty:
SS40V1	Self-Adhesive Vinyl 1
SS40V10	Self-Adhesive Vinyl 10
SS40P1	Rigid Plastic 1
SS40P10	Rigid Plastic 10



M SEE BELOW
Caution Do Not Use Lift

Dimensions:	150 x 200mm
Model No:	Material: Pack Qty:
SS43V1	Self-Adhesive Vinyl 1
SS43V10	Self-Adhesive Vinyl 10
SS43P1	Rigid Plastic 1
SS43P10	Rigid Plastic 10



A SEE BELOW
Fire Exit Down

Dimensions:	300 x 100mm
Model No:	Material: Pack Qty:
SS22V1	Self-Adhesive Vinyl 1
SS22V10	Self-Adhesive Vinyl 10
SS22P1	Rigid Plastic 1
SS22P10	Rigid Plastic 10



B SEE BELOW
Fire Exit Right

Dimensions:	300 x 100mm
Model No:	Material: Pack Qty:
SS24V1	Self-Adhesive Vinyl 1
SS24V10	Self-Adhesive Vinyl 10
SS24P1	Rigid Plastic 1
SS24P10	Rigid Plastic 10



C SEE BELOW
Fire Exit Left

Dimensions:	300 x 100mm
Model No:	Material: Pack Qty:
SS25V1	Self-Adhesive Vinyl 1
SS25V10	Self-Adhesive Vinyl 10
SS25P1	Rigid Plastic 1
SS25P10	Rigid Plastic 10



D SEE BELOW
Fire Exit Up

Dimensions:	300 x 100mm
Model No:	Material: Pack Qty:
SS28V1	Self-Adhesive Vinyl 1
SS28V10	Self-Adhesive Vinyl 10
SS28P1	Rigid Plastic 1
SS28P10	Rigid Plastic 10



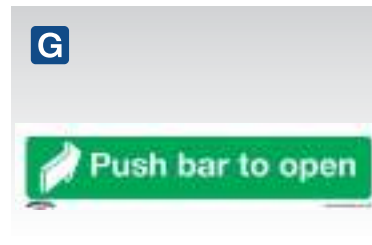
E SEE BELOW
Fire Exit Down Left

Dimensions:	300 x 100mm
Model No:	Material: Pack Qty:
SS34V1	Self-Adhesive Vinyl 1
SS34V10	Self-Adhesive Vinyl 10
SS34P1	Rigid Plastic 1
SS34P10	Rigid Plastic 10



F SEE BELOW
Fire Exit Down Right

Dimensions:	300 x 100mm
Model No:	Material: Pack Qty:
SS36V1	Self-Adhesive Vinyl 1
SS36V10	Self-Adhesive Vinyl 10
SS36P1	Rigid Plastic 1
SS36P10	Rigid Plastic 10



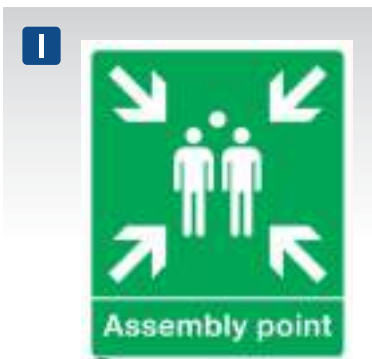
G SEE BELOW
Push Bar To Open

Dimensions:	300 x 70mm
Model No:	Material: Pack Qty:
SS29V1	Self-Adhesive Vinyl 1
SS29V10	Self-Adhesive Vinyl 10
SS29P1	Rigid Plastic 1
SS29P10	Rigid Plastic 10



H SEE BELOW
First Aid

Dimensions:	250 x 300mm
Model No:	Material: Pack Qty:
SS26V1	Self-Adhesive Vinyl 1
SS26V10	Self-Adhesive Vinyl 10
SS26P1	Rigid Plastic 1
SS26P10	Rigid Plastic 10



I SEE BELOW
Assembly Point


Rigid plastic. Suitable for use in office, workshop and all other commercial and retail environments.

Dimensions:	250 x 300mm
Model No:	Pack Qty:
SS37P1	1
SS37P10	10



J SEE BELOW
Fire Exit Keep Clear

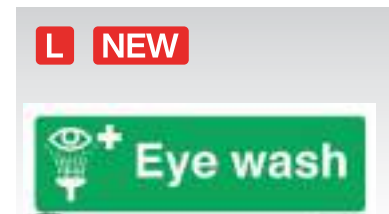
Dimensions:	300 x 100mm
Model No:	Material: Pack Qty:
SS18V1	Self-Adhesive Vinyl 1
SS18V10	Self-Adhesive Vinyl 10
SS18P1	Rigid Plastic 1
SS18P10	Rigid Plastic 10
Dimensions:	600 x 200mm
Model No:	Material: Pack Qty:
SS32V1	Self-Adhesive Vinyl 1
SS32V10	Self-Adhesive Vinyl 10
SS32P1	Rigid Plastic 1
SS32P10	Rigid Plastic 10



K SEE BELOW
Electric Shock Emergency Action

Rigid plastic. Suitable for use in office, workshop and all other commercial and retail environments.

Dimensions:	450 x 600mm
Model No:	Pack Qty:
SS33P1	1
SS33P10	10



L SEE BELOW
Eye Wash

Dimensions:	300 x 100mm
Model No:	Material: Pack Qty:
SS58P1	Rigid Plastic 1
SS58P10	Rigid Plastic 10
SS58V1	Self-Adhesive Vinyl 1
SS58V10	Self-Adhesive Vinyl 10



A SEE BELOW

**Warning Safety Sign
Danger Waste Oil**

Dimensions:	200 x 300mm		
Model No:	Material:	Pack Qty:	
SS60V1	Self-Adhesive Vinyl	1	
SS60V10	Self-Adhesive Vinyl	10	
SS60P1	Rigid Plastic	1	
SS60P10	Rigid Plastic	10	



B SEE BELOW

Danger Oxygen Cylinders

Dimensions:	200 x 300mm		
Model No:	Material:	Pack Qty:	
SS61V1	Self-Adhesive Vinyl	1	
SS61V10	Self-Adhesive Vinyl	10	
SS61P1	Rigid Plastic	1	
SS61P10	Rigid Plastic	10	



C SEE BELOW

Danger Propane Cylinders

Dimensions:	200 x 300mm		
Model No:	Material:	Pack Qty:	
SS62V1	Self-Adhesive Vinyl	1	
SS62V10	Self-Adhesive Vinyl	10	
SS62P1	Rigid Plastic	1	
SS62P10	Rigid Plastic	10	



D SEE BELOW

Danger Acetylene Cylinders

Dimensions:	200 x 300mm		
Model No:	Material:	Pack Qty:	
SS63V1	Self-Adhesive Vinyl	1	
SS63V10	Self-Adhesive Vinyl	10	
SS63P1	Rigid Plastic	1	
SS63P10	Rigid Plastic	10	



E SEE BELOW

Caution Hot Water

Dimensions:	75 x 100mm		
Model No:	Material:	Pack Qty:	
SS38V1	Self-Adhesive Vinyl	1	
SS38V10	Self-Adhesive Vinyl	10	
SS38P1	Rigid Plastic	1	
SS38P10	Rigid Plastic	10	



F SEE BELOW

Caution Automatic Machinery

Dimensions:	300 x 100mm		
Model No:	Material:	Pack Qty:	
SS47V1	Self-Adhesive Vinyl	1	
SS47V10	Self-Adhesive Vinyl	10	
SS47P1	Rigid Plastic	1	
SS47P10	Rigid Plastic	10	



G SEE BELOW

Danger Men At Work

Dimensions:	300 x 100mm		
Model No:	Material:	Pack Qty:	
SS46V1	Self-Adhesive Vinyl	1	
SS46V10	Self-Adhesive Vinyl	10	
SS46P1	Rigid Plastic	1	
SS46P10	Rigid Plastic	10	



H SEE BELOW

Danger Electricity

Dimensions:	100 x 75mm		
Model No:	Material:	Pack Qty:	
SS41V1	Self-Adhesive Vinyl	1	
SS41V10	Self-Adhesive Vinyl	10	
SS41P1	Rigid Plastic	1	
SS41P10	Rigid Plastic	10	



I SEE BELOW

Danger Hot Surface

Dimensions:	75 x 100mm		
Model No:	Material:	Pack Qty:	
SS42V1	Self-Adhesive Vinyl	1	
SS42V10	Self-Adhesive Vinyl	10	
SS42P1	Rigid Plastic	1	
SS42P10	Rigid Plastic	10	



J SEE BELOW

Danger High Voltage

Dimensions:	300 x 100mm		
Model No:	Material:	Pack Qty:	
SS48V1	Self-Adhesive Vinyl	1	
SS48V10	Self-Adhesive Vinyl	10	
SS48P1	Rigid Plastic	1	
SS48P10	Rigid Plastic	10	



K SEE BELOW

Flammable Gas

Dimensions:	200 x 300mm		
Model No:	Material:	Pack Qty:	
SS59V1	Self-Adhesive Vinyl	1	
SS59V10	Self-Adhesive Vinyl	10	
SS59P1	Rigid Plastic	1	
SS59P10	Rigid Plastic	10	



L SEE BELOW

Danger Highly Flammable

Dimensions:	300 x 100mm		
Model No:	Material:	Pack Qty:	
SS45V1	Self-Adhesive Vinyl	1	
SS45V10	Self-Adhesive Vinyl	10	
SS45P1	Rigid Plastic	1	
SS45P10	Rigid Plastic	10	



M SEE BELOW

Caution Fork-Lift Trucks

Dimensions:	300 x 100mm		
Model No:	Material:	Pack Qty:	
SS44V1	Self-Adhesive Vinyl	1	
SS44V10	Self-Adhesive Vinyl	10	
SS44P1	Rigid Plastic	1	
SS44P10	Rigid Plastic	10	



N SEE BELOW

Mind Your Head

Dimensions:	300 x 100mm		
Model No:	Material:	Pack Qty:	
SS39V1	Self-Adhesive Vinyl	1	
SS39V10	Self-Adhesive Vinyl	10	
SS39P1	Rigid Plastic	1	
SS39P10	Rigid Plastic	10	

A-G SEE BELOW

Fire Extinguishers

Manufactured in the UK this comprehensive range of classified fire extinguishers are suitable for domestic, industrial and commercial use. Fully accredited to BS EN 3 and Kite marked. 5 Year guarantee on all models. Effective on A, B and C Class fires and fires involving live electrical equipment, depending on version. With the exception of Model No's SDPE006D and SDPE009D, each model is refillable and fitted with pressure gauge. All models supplied with wall mounting brackets.



FIRE TEST RATING

Extinguishers are tested on A or B Class fires (both if suitable) to determine the rating. This is shown by a number and letter e.g. 13A. The number represents the size of the fire which was extinguished under test conditions. The letter shows the fire classification that the extinguisher was tested to and is suitable for.

FIRE CLASSIFICATION	FOAM Cream	BC POWDER Blue	ABC POWDER Blue	CARBON DIOXIDE Black
Combustion of solid materials such as wood, paper and textiles	YES Smothering and cooling effect	YES Only on small surface fires	YES Rapid knockdown. Smothering effect prevents re-ignition	YES Only on small surface fires
Combustion of liquids e.g. petrol, oil, paint, solvents and grease	YES Blankets fire and prevents re-ignition	YES Rapid knockdown	YES Rapid knockdown	YES Rapid knockdown. Leaves no residue
Combustion of flammable gases e.g. propane, butane, natural gas	NO	YES	YES	NO
Fires involving electrical equipment	NO Foam can conduct electricity	YES	YES	YES Beware in confined spaces

Dry Powder

5 YEAR GUARANTEE*

A

B

C

0.6kg

B

C

0.95kg

C D E

A

B

C

1kg **2kg** **6kg**

F

B

2kg

Carbon Dioxide

G **Foam**

A

B

6L



H SFB11
1.1 x 1.1m Fire Blanket

General-purpose disposable fire blanket suitable for use in kitchens, caravans and other similar environments. Fully accredited to BS EN 1869. Supplied in wall mounting case.



I SFEH02
Fire Extinguisher Stand - Double

Manufactured from durable composite material. Allows extinguishers weighing 6-12kg to be stored without having to drill holes into walls. Suitable for storing two fire extinguishers.



J SFEC01
Fire Extinguisher Cabinet - Single

Manufactured from durable composite material. Specifically designed to store a single fire extinguisher weighing 6-12kg. Ideal for warehouses, distribution yards and garages.

	A	B	C	D	E	F	G
Model No:	SDPE006D	SDPE009D	SDPE01	SDPE02	SDPE06	SCDE02	SFE06
Capacity:	0.6kg	0.95kg	1kg	2kg	6kg	2kg	6L
Class/Type:	BC/Powder	BC/Powder	ABC/Powder	ABC/Powder	ABC/Powder	B/CO ₂	AB/Foam
Fire Test Rating:	13B	21B	5A/34B	13A/70B	27A/183B	34B	13A/144B
Working Pressure:	7bar	10bar	12bar	15bar	12bar	56bar	12bar
Height/Diameter:	303/Ø98mm	290/Ø66mm	340/Ø102mm	420/Ø135mm	540/Ø220mm	500/Ø165mm	540/Ø220mm
Discharge Duration:	6sec	10sec	8sec	11sec	18sec	9sec	38sec
Discharge Range:	1-2m	1-2m	2-3m	2-3m	5m	2-3m	3-4m
Working Temperature:	-20 to +50°C	-20 to +60°C	-20 to +60°C	-20 to +60°C	-20 to +60°C	-20 to +60°C	+5 to +60°C
Weight:	0.736kg	1.02kg	2.2kg	3.9kg	10.1kg	5.1kg	10.1kg

A-C SEE BELOW

Workplace First Aid Kits BS 8599-1 Compliant

These kits have been specifically designed for the workplace. Unlike traditional kits these are not only chosen by the number of employees/visitors, you will need to take into account the risk factor of the environment they're located in. The British Standard specifies a carefully selected content of first aid supplies for each kit. Available in Small, Medium or Large sizes, all supplied in composite storage cases. Please see the table to the right for guidance on which kit you require*.

A list of the full contents is shown at the bottom of the page for each kit.

Category of Risk	Number of Employees		Quantity & Size of Kit Required
Low Risk e.g. Shops, Offices, Libraries	Less than 25	A	1 Small Kit
	25 - 100	B	1 Medium Kit
	More than 100	C	1 Large Kit per 100 Employees
High Risk e.g. Garages/Workshops, Light Engineering, Food Processing, Warehousing, Construction, Working with Chemicals	Less than 5	A	1 Small Kit
	5 - 25	B	1 Medium Kit
	More than 25	C	1 Large Kit per 25 Employees

*The table is for guidance only. It is the employer's/owner's responsibility to assess the requirements for the category of risk and adjust accordingly.



BS 8599-1

A SFA01S
Small First Aid Travel Kit
BS 8599-1 Compliant



BS 8599-1

B SFA01M
Medium First Aid Kit
BS 8599-1 Compliant



BS 8599-1

C SFA01L
Large First Aid Kit
BS 8599-1 Compliant

Component	Description	Quantity		
		A	B	C
First Aid Guidance Leaflet	Provides brief first aid guidelines.	1	1	1
Medium Sterile Dressing	Conforming bandage: minimum 75mm width and minimum 2000mm stretched length, with an absorbent pad not less than 120 x 120mm.	4	6	8
Large Sterile Dressing	Conforming bandage: minimum 100mm width and minimum 2000mm stretched length, with an absorbent pad not less than 180 x 180mm.	1	2	2
Triangular Bandage	Minimum of 20gsm non-woven material or cotton not less than 900 x 900 x 1270mm.	2	3	4
Safety Pins	Minimum length of 25mm.	6	12	24
Eye Pad Sterile Dressing	Conforming bandage: minimum 50mm width and minimum 1500mm stretched length or elasticated looped bandage, with an oval pad not less than 70 x 50mm.	2	3	4
Water Resistant Plasters	Water resistant, sterile, island design, individually wrapped, minimum surface area of 75 x 75mm, dressing pad not less than 20% of the area.	40	60	100
Alcohol-Free Moist Cleansing Wipes	Individually wrapped, sterile, minimum of 80 x 80mm.	20	30	40
Adhesive Tape	Roll, individually wrapped, minimum 25 x 5000mm.	1	1	1
Nitrile Disposable Gloves (Pair)	Conforms to BS EN 455-1 and BS EN 455-2, large size (8-9).	6	9	12
Finger Sterile Dressing	Conforming bandage: minimum 35mm width and minimum 300mm stretched length, with a dressing pad minimum 35 x 35mm.	2	3	4
Resuscitation Face Shield	Includes a one-way valve.	1	1	2
Foil Blanket	1300 x 2100mm.	1	2	3
Burn Dressing	Water-based, gel-soaked dressing, sterile, minimum 1000 x 1000mm surface area.	1	2	2
Shears	Suitable for cutting clothing, including leather.	1	1	1
Conforming Bandage	Minimum 75mm width and 4000mm stretched length.	1	2	2



A EWS01
Eye/Wound Wash Station

Comprises sterile eye and wound wash for cleaning and eye pads for dressing. Comprehensive station suitable for garages, workshops and any other environment with potential eye/wound related hazards. Supplied in a robust storage case with carry handle and wall mounting bracket.

Contents: 500ml Eye Wash (x2), 15ml Eye/Wound Wash (x2), Eye Dressings (x2)



B EWS02
Eye/Wound Wash Station

Includes 20ml saline solution pods (x10) for cleaning eyes and wounds. Features a shatterproof mirror. Suitable for garages, workshops and any other environment with potential eye/wound related hazards.

Contents: 20ml Saline Solution Pods (x10), Sterile Dressing Eye Pads (x2)



C EWS03
Eye/Wound Wash Station

Comprises sterile eye and wound wash for cleaning and eye pads for dressing. Features a shatterproof mirror. Suitable for garages, workshops and any other environment with potential eye/wound related hazards.

Contents: 500ml Saline Solution Bottles (x2), Sterile Dressing Eye Pads (x2)



D EWS25
Eye & Wound Wash Station Pods - Pack of 25

Sterile, single use emergency 20ml saline solution for eye washing and wound cleaning. Suitable for garages, workshops and any other environment with potential eye/wound related hazards.

Size: 20ml
Quantity: Pack of 25



E EWS50
500ml Eye/Wound Wash Solution

Sterile, single use emergency saline solution for eye washing and wound cleaning. Suitable for garages, workshops and any other environment with potential eye/wound related hazards.



F SBK10
100 x 100mm Burn Relief Dressing

Sterile burn dressing to relieve the pain, cool the burn and protect against airborne contamination. Ideal for use in the workplace or at home.



G SBK12
120ml Burn Relief Gel

Made specifically to relieve the pain of minor burns. Effective as soon as applied, by soothing and cooling minor burns and scalds. Ideal for use in the workshop or at home.



H SFA02
Medium First Aid Kit for Cars, Taxis & Small Vans - BS 8599-2 Compliant

Compliant with the latest regulations according to BS 8599-2. Small and compact design is suitable for glove compartments.



I SFA03
First Aid Grab Bag

Contains everything needed for minor first aid injuries. Small and compact design suitable for glove compartments or travelling. Supplied in resealable foil bag.

Contents: Sterile Saline Wipes (x4), Washproof Plasters (x20), Fabric Plasters (x20), Non-Woven Triangular Bandage 900 x 900 x 1270mm, Microporous Tape 2.5cm x 5m, Pair Gloves, Medium Dressing 12 x 12cm



JANITORIAL, MATERIAL HANDLING & LEISURE

[back to
Section List](#)



Auger
1344

Cleaning Accessories
1312-1313

Janitorial Trolley
1328

Bicycle Racks & Stands
1383

Dust Suppression Water Tanks
1339

Ladders
1348-1352

Broadcast Sprayers
1341

Flexi-Tubs
1339

Levelling Ramps
1380

Brushes & Brooms
1324-1325

Floor Sweepers
1324

Loft Ladder
1350

Bungee Cords
1375-1376

Geared Winches
1363

Log Splitters
1344-1345

Car Covers
1384

Grit/Salt Boxes
1343

Mops & Buckets
1327-1328

Car Port Shelters
1385-1387

Heated Jackets
1388

Pallet Trucks
1368

Cigarette Bins
1332

Hydraulic Platform Trucks
1374

Platform Trucks
1373

Platforms & Steps

1352-1353

Scaffold Towers

1355

Transport Dollies

1369

Pond Pumps

1338

Shovels

1342-1343

Vacuum Cleaners

1316-1323

Post Driver

1344

Sprayers

1347

Valeting Machines

1323

Pressure Washers

1304-1311

Spreaders

1340-1341

Vehicle Locks & Clamps

1381

Ratchet Power Pullers

1362

Squeegees & Scraper

1326

Warehouse Steps

1354

Ratchet Straps

1375-1379

Steam Cleaner

1313

Water Hoses & Reels

1314-1315

Recovery Winches

1364-1366

Submersible Water Pumps

1334-1336

Water Pumps

1334-1337

Refuse Bins

1329

Tarpaulins

1376

Wheelbarrows

1339

Sack Trucks

1369-1372

Tow Ropes & Poles

1367

Wheelie Bins

1330-1331

Safety Barriers

1382

Towing Accessories

1356-1361

Workshop Matting

1333

Trailer Boards

1359

A PW1601

110bar Pressure Washer with TSS & Accessory Kit

Lightweight, powerful entry level unit designed for domestic and light trade use. Ideal for a range of applications including cleaning vehicles, patios, decking, motorbikes and barbecues. Fitted with a powerful 1700W motor with 330L/hr flow and a maximum pressure output of 110bar. Features automatic Total Stop System (TSS), which switches the motor on and off when the trigger is operated, prolonging motor life. Fitted with accessory storage and hose/cable hook to ensure unit stays clutter-free and mobile. Supplied with 3m hose and full accessory kit including lance extension, patio brush, rotary brush, fixed brush and detergent bottle.

Hose Length:	3m
Maximum Pressure:	110bar(1600psi)
Motor Power:	1700W
Rated Pressure:	80bar(1160psi)
Rotablast® Nozzle:	✗
Supply/Plug Type:	230V/3-Pin
Power Supply Cable Length:	5m
Total Stop System:	✓
Water Flow:	330L/hr



AUTOMATIC TOTAL STOP SYSTEM
330L/hr



B NEW



B PWOSNA

Snow Foam Sprayer for PW1601/PW1850

For use with Pressure Washer Model No's PW1601 and PW1850 to apply snow foam. Includes variable nozzle and detergent regulator.

C NEW

20V



SV20 SERIES

C CP20VPW

20V Cordless Pressure Washer - Body Only

Lightweight and portable cordless pressure washer. Ideal for cleaning muddy bikes and sports equipment, as well as gutters, conservatory roofs and other hard to reach places. 6-Function nozzles, selected by turning spray head. 120L/hr flow rate and a working pressure of 22bar. 6m Water intake hose with float and filter can draw water from any remote source. Supplied with soap pot. Requires compatible 20V battery and mains charger, sold separately. See pages 844 to 872 for the rest of the SV20 range.

Maximum Pressure:	22bar(320psi)
Maximum Water Flow:	120L/hr
Hose Length:	6m
Motor Power:	130W
Supply:	20V

D NEW



+ BATTERY (2Ah)
+ BATTERY CHARGER
+ STORAGE BAG

E NEW



+ BATTERY (2Ah)
+ BATTERY (4Ah)
+ BATTERY CHARGER
+ STORAGE BAG

Model No:	Type:	Contents:
C CP20VPW	Body Only	Pressure Washer
D CP20VPWKIT1	Kit	CP20VPW - Pressure Washer CP20VBP2 - 2Ah Battery CP20VMC - Battery Charger CP1200CB - Canvas Storage Bag
E CP20VPWKIT	Kit	CP20VPW - Pressure Washer CP20VBP2 - 2Ah Battery CP20VBP4 - 4Ah Battery CP20VMC - Battery Charger CP1200CB - Canvas Storage Bag

A PW1850
130bar Pressure Washer
with TSS & Rotablast® Nozzle

Powerful unit designed for frequent domestic and light trade use. Fitted with a powerful 1900W carbon brush motor with 420L/hr water flow and a maximum pressure output of 130bar. Features automatic Total Stop System (TSS) which switches the motor on and off when the trigger is operated, prolonging motor life. Includes accessory storage to ensure unit stays clutter-free and fully mobile. Supplied with 4m hose, foam lance and bottle, variable spray nozzle and Rotablast® Turbo nozzle which helps develop the same effective cleaning power (ECP) as a 180bar/2600psi pressure washer.

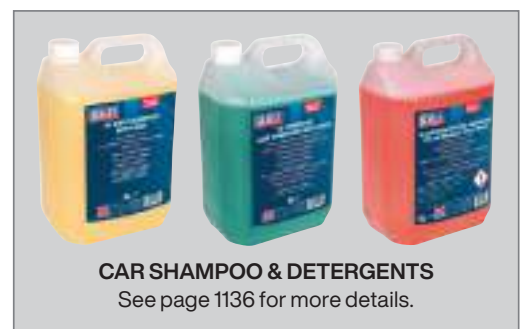


B PW2000PA
140bar Pull Along Pressure Washer
with TSS

Lightweight and powerful entry level unit, designed for domestic and light trade use. Ideal for a range of applications including cleaning vehicles, patios, decking, motorbikes and barbecues. Fitted with a powerful 1800W carbon brush motor with 400L/hr water flow rate and a maximum pressure output of 140bar. Includes Total Stop System. Fitted with accessory storage to ensure unit stays clutter-free and mobile. Supplied with 5m hose, spray nozzle, lance and detergent bottle. Sits on two castor wheels and two fixed wheels for easy manoeuvrability.



	A	B
Model No:	PW1850	PW2000PA
Hose Length:	4m	5m
Maximum Pressure:	130bar(1885psi)	140bar(2030psi)
Motor Power:	1900W	1800W
Rated Pressure:	100bar(1450psi)	100bar(1450psi)
Rotablast® Nozzle:	✓	✗
Supply/Plug Type:	230V/3-Pin	230V/3-Pin
Power Supply Cable Length:	5m	5m
Total Stop System:	✓	✓
Water Flow:	420L/hr	400L/hr



A PW2400

170bar Pressure Washer - Lance Controlled Pressure with TSS & Rotablast® Nozzle

Features lance controlled pressure adjustment with three power settings. Low power for soft cleaning, Medium power for vehicles and High power for patio and brickwork. Quick release nozzle system allows for fast selection between fan and Rotablast® nozzle. Pressure gun includes lock to avoid accidental activation. 2400W motor produces up to 170bar of pressure with an impressive 450L/hr flow rate. Automatic Total Stop System (TSS) which switches the motor on and off when the trigger is operated, prolonging motor life. 5m Inline pressurised hose reel and heavy-duty wheels for ease of use. Built-in detergent tank that filters into the jet stream perfect for use with the Low power mode with no need to change the lance. Supplied with 5m power cable for extended reach and snow foam/detergent sprayer.

Hose Length:	5m
Maximum Pressure:	170bar(2350psi)
Motor Power:	2400W
Rated Pressure:	120bar(1740psi)
Rotablast® Nozzle:	✓
Supply/Plug Type:	230V/3-Pin
Power Supply Cable Length:	5m
Total Stop System:	✓
Water Flow Rate:	6.5/7.5L/min



A NEW

AUTOMATIC TOTAL STOP SYSTEM

ROTABLAST® NOZZLE

450L/hr

B NEW



ROTABLAST® NOZZLE

AUTOMATIC TOTAL STOP SYSTEM

390L/hr

C NEW



ROTABLAST® NOZZLE

AUTOMATIC TOTAL STOP SYSTEM

420L/hr

B PW1610

100bar Pressure Washer with TSS & Rotablast® Nozzle

Ideal for cleaning vehicles, machinery, as well as patios and other outdoor surfaces. Quick release nozzle system allows for fast selection between fan and Rotablast® nozzle. Pressure gun includes lock to avoid accidental start. 1200W motor produces up to 100bar of pressure with an impressive 390L/hr flow rate. Automatic Total Stop System (TSS) which switches the motor on and off when the trigger is operated, prolonging motor life. Self-priming motor can be used with a still water source for maximum portability. Supplied with 5m pressurized hose for ease of use, 5m power cable for extended reach and snow foam/detergent sprayer.

Hose Length:	5m
Maximum Pressure:	100bar(1450psi)
Motor Power:	1200W
Rated Pressure:	70bar(1015psi)
Rotablast® Nozzle:	✓
Supply/Plug Type:	230V/3-Pin
Power Supply Cable Length:	5m
Total Stop System:	✓
Water Flow Rate:	5.5L/6.5L/min

C PW1860

130bar Pressure Washer with TSS & Rotablast® Nozzle

Ideal for cleaning vehicles, machinery, as well as patios and other outdoor surfaces. Quick release nozzle system allows for fast selection between fan and Rotablast® nozzle. Pressure gun includes lock to avoid accidental activation. 1600W Motor produces up to 130bar of pressure with an impressive 420L/hr flow rate. Automatic Total Stop System (TSS) which switches the motor on and off when the trigger is operated, prolonging motor life. Self-priming motor can be used with a still water source for maximum portability. Supplied with 5m pressurized hose reel for ease of use, 5m power cable for extended reach and snow foam/detergent sprayer.

Hose Length:	5m
Maximum Pressure:	130bar(1885psi)
Motor Power:	1600W
Rated Pressure:	90bar(1305psi)
Rotablast® Nozzle:	✓
Supply/Plug Type:	230V/3-Pin
Power Supply Cable Length:	5m
Total Stop System:	✓
Water Flow Rate:	6L/7L/min



A-B SEE BELOW

Pressure Washers with TSS & Rotablast® Nozzle

Fitted with heavy-duty induction motors and improved pumps, these units are designed for regular domestic and light trade use. Both units are supplied with variable spray lance and Rotablast® Nozzle. Model No. PW2200 is fitted with innovative selectable dual detergent tank, ideal for applying multiple cleaning agents. Both models are fitted with cable and lance storage.

	A	B
Model No:	PW2200	PW2500
Maximum Pressure:	140bar(2030psi)	170bar(2350psi)
Effective Cleaning Power:	257bar(3727psi)	275bar(3995psi)
Water Flow:	400L/hr	438L/hr
Detergent Tank:	Dual	Single
Motor Power:	1800W	2500W
Supply/Plug Type:	230V/3-Pin	230V/3-Pin
Power Supply Cable Length:	5m	5m
Total Stop System:	✓	✓
Rotablast® Nozzle:	✓	✓
Hose Length:	5m	5m
Weight:	17.2kg	19.7kg



C PWA01
Variable Lance for PW2200 & PW2500



D PWA02
Rotablast® Lance for PW2200 & PW2500



E PWA03
Fixed Brush for PW2200 & PW2500



F PWA04
Rotary Brush for PW2200 & PW2500



G PWA05
Floor Brush with Detergent Tank for PW2200 & PW2500



H-I SEE BELOW

Professional Pressure Washers

Professional units designed in Italy. Perfect for rigorous daily use in domestic, trade and commercial environments. These units are manufactured using top quality components. Model No. PW3500 is fitted with innovative accessory storage on the rear of the unit. Model No. PW5000 is supplied with five interchangeable nozzles. Both models are fitted with hose reels, built-in detergent tanks and heavy-duty wheels.

	H	I
Model No:	PW3500	PW5000
Maximum Pressure:	140bar(2050psi)	150bar(2200psi)
Effective Cleaning Power:	240bar(3485psi)	n/a
Water Flow:	420L/hr	498L/hr
Motor Power:	2100W	2500W
Supply/Plug Type:	230V/3-Pin	230V/3-Pin
Power Supply Cable Length:	5m	5m
Total Stop System:	✓	✓
Rotablast® Nozzle:	✓	✗
Hose Length:	8m	10m
Nozzles:	Pencil, Fan	Pencil, Fan; 15°, 25°, 40°, Low Pressure
Weight:	18.8kg	33.2kg



J PWA07
Fixed Brush for PW3500 & PW5000



K PWA06
Rotary Brush for PW3500 & PW5000



L PWA10
Water Suction Kit for PW3500 & PW5000

A PWT2200

150bar Pressure Washer - Twin Pump with TSS & Rotablast® Nozzle

Features two pumps and twin nozzle for up to 70% faster cleaning. Eco Soft cleaning mode only activates one pump for light use. Fast cleaning mode activates both pumps together and, with the twin flow nozzle, gets rid of the toughest dirt and stains. Quick release nozzle system allows fast selection between single or twin nozzle. Fitted with two 1250W motors with total 810L/hr water flow rate and a maximum pressure output of 150bar. Features automatic Total Stop System (TSS) which switches the motor on and off when the trigger is operated, prolonging motor life. Supplied with 8m high pressure hose and reel, detergent bottle, 5m power cable and heavy-duty wheels.

Maximum Pressure:	150bar(2200psi)
Water Flow:	810L/hr(Max.)
Motor Power:	2500W
Supply/Plug Type:	230V/3-Pin
Power Supply Cable Length:	5m
Total Stop System:	✓
Hose Length:	8m
Weight:	13.95kg
Rotablast® Nozzle:	✓



Quick release for switching between single or twin nozzle.

TWIN NOZZLE
**+70%
FASTER**



A



**ROTABLAST®
NOZZLE**

AUTOMATIC
**TOTAL STOP
SYSTEM**

810L/hr

High Flow



**Dual Pump Power
Cleaning System**



Oversized power control dial allows easy selection between Eco Soft and Fast Cleaning.

**1
Pump**

Eco Soft
Cleaning



**2
Pumps**

Fast
Cleaning



B PWDM3600

290bar Pressure Washer 10hp Diesel

Diesel powered with electric and recoil starting. Offers high pressure and high flow with diesel economy. Ideal for commercial applications with 5m pressure hose, 1m gun and lance and five interchangeable nozzles. Low pressure liquid detergent injection system. Safety latch on trigger, automatic low oil engine shutdown and thermal pump relief valve reduce risk of misuse and equipment damage. Pneumatic tyres.

Manifold Pressure:	250bar(3625psi)
Maximum Pressure:	290bar(4205psi)
Flow Rate:	900L/hr
Hose Length:	5m
Nozzles:	0°, 15°, 25°, 40° Fan & Detergent
Maximum Inlet Temperature:	50°C
Engine Type:	4-Stroke, Single Cylinder, Diesel
Engine Capacity:	418cc
Engine Power:	10hp
Starting:	Recoil/Electric
Fuel Tank:	7L
Fuel Consumption:	1.7-2.3L/hr
Noise Level:	116dB(A)
Weight:	100kg




Diesel tank.



Detergent suction hose.



Exhaust.



PWDM3600 is supplied with five interchangeable nozzles.

900L/hr

B

10hp



**75+ KG
HEAVY ITEM**



A 360L/hr
4hp

A PWM1300
150bar Pressure Washer
360L/hr 4hp Petrol

Petrol powered pressure washer with recoil starting. Suitable for commercial and domestic applications with 5m pressure hose, gun, lance and adjustable nozzle. Low-pressure liquid detergent injection system. Safety latch on trigger. Unit stands on two sucker feet to prevent movement and two wheels for easier mobility with an integral handle.

Manifold Pressure:	110bar(1595psi)
Maximum Pressure:	150bar(2175psi)
Flow Rate:	360L/hr
Hose Length:	5m
Nozzle:	Adjustable
Maximum Inlet Temperature:	40°C
Engine Type:	4-Stroke, Single Cylinder, Petrol
Engine Capacity:	141cc
Engine Power:	4hp
Starting:	Recoil
Fuel Tank:	1L
Fuel Consumption:	0.8-1L/hr
Weight:	20kg



B 540L/hr
6.5hp

B PWM2500
220bar Pressure Washer
540L/hr 6.5hp Petrol

Petrol powered pressure washer with recoil starting. Ideal for commercial applications with 5m pressure hose, 1m gun and lance and interchangeable nozzles. Low-pressure liquid detergent injection system. Safety latch on trigger and automatic low oil engine shutdown reduce risk of misuse and equipment damage. Mounted in robust frame fitted with two sucker feet and two wheels for stability and easy mobility.

Manifold Pressure:	175bar(2538psi)
Maximum Pressure:	220bar(3190psi)
Flow Rate:	540L/hr
Hose Length:	5m
Nozzles:	0°, 15°, 25°, 40° Fan & Detergent
Maximum Inlet Temperature:	50°C
Engine Type:	4-Stroke, Single Cylinder, Petrol
Engine Capacity:	196cc
Engine Power:	6.5hp
Starting:	Recoil
Fuel Tank:	4L
Fuel Consumption:	2.1-2.6L/hr
Weight:	35kg



C 540L/hr
6.5hp

C PWM2500SP
220bar Pressure Washer 540L/hr
Self-Priming 6.5hp Petrol

Petrol powered pressure washer with recoil starting. Ideal for commercial applications with 5m pressure hose, pick-up hose, 1m gun and lance and five interchangeable nozzles. Features a professional level triplex plunger pump with brass head boasting high efficiency, high pressure output and longevity. Self-priming pump and pick-up hose with filter allows for any reservoir pick-up, to allow use where no mains pressure is available. Low-pressure liquid detergent injection system fed from two easily switchable 2.25L tanks allowing for continuous alternate applications without the need to empty/refill. Safety latch on trigger and automatic low-oil engine shutdown reduce risk of misuse and equipment damage. Mounted in robust frame fitted with two sucker feet and two wheels for stability and easy mobility.

Manifold Pressure:	175bar(2538psi)
Maximum Pressure:	220bar(3190psi)
Flow Rate:	540L/hr
Hose Length:	5m
Nozzles:	0°, 15°, 25°, 40° Fan & Detergent
Maximum Inlet Temperature:	50°C
Engine Type:	4-Stroke, Single Cylinder, Petrol
Engine Capacity:	196cc
Engine Power:	6.5hp
Starting:	Recoil
Fuel Tank:	4L
Fuel Consumption:	2.1-2.6L/hr
Weight:	40kg



D SCS003
5L Concentrated General-Purpose
TFR Detergent with Wax
See page 1136 for more information.



B & C



PWM2500 & PWM2500SP are supplied with five interchangeable nozzles.

A



Induction Motor
Hot & Cold Water

AUTOMATIC TOTAL STOP SYSTEM

MADE IN ITALY

230V

420L/hr



Control panel.



Diesel tank.



Heat exhaust.

A



A PW2000HW
135bar Hot/Cold Water Pressure Washer 230V

Professional, heavy-duty hot/cold water pressure washer. Ideal for a range of applications including cleaning vehicles, commercial equipment, motorbikes, patios and decking. Fitted with a heavy-duty, upgraded induction electric motor with a diesel water heater. Double motor (pump and burner) with three high durability steel pistons and aluminium axial pump. Vertical boiler with high efficiency steel coil and safety valve. Automatic temperature regulation. Detergent tank is built-in for direct suction. Features an automatic Total Stop System (TSS) which switches the motor and heater on and off when the lance trigger is operated, prolonging the motor life. Manufactured with heavy-duty plastic wheels for transportation over rough terrain.

Effective Cleaning Power:	135bar(1958psi)
Flow Rate:	420L/hr
Motor Power:	2300W
Supply/Plug Type:	230V/3-Pin
Power Supply Cable Length:	6m
Heating Fuel:	Diesel
Hose Length:	8m
Peak Water Temperature:	80°C
Weight:	41kg

B



Induction Motor
Hot & Cold Water

AUTOMATIC TOTAL STOP SYSTEM

MADE IN ITALY

230V

540L/hr

75+ KG HEAVY ITEM





B PW2500HW
170bar Hot Water Pressure Washer 230V

Professional, heavy-duty hot/cold water pressure washer. Ideal for a range of applications including cleaning vehicles, commercial equipment, motorbikes, patios and decking. Fitted with a heavy-duty, upgraded induction electric motor with a diesel water heater. Double motor (pump and burner) with three high durability ceramic coated pistons and aluminium axial pump. Automatic temperature regulation. Detergent tank is built-in for direct suction. Features an automatic Total Stop System (TSS) which switches the motor and heater on and off when the lance trigger is operated, prolonging the motor life. Manufactured with heavy-duty plastic wheels for transportation over rough terrain.

Effective Cleaning Power:	170bar(2465psi)
Flow Rate:	540L/hr
Motor Power:	3000W
Motor:	Induction
Supply/Plug Type:	230V/3-Pin
Power Supply Cable Length:	6m
Heating Fuel:	Diesel
Hose Length:	5m
Pump Head:	Ceramic Coated
Peak Water Temperature:	80°C
Weight:	76.74kg



A



AUTOMATIC TOTAL STOP SYSTEM

12V
36W
180L/hr

A PW12CC

12V Portable Pressure Washer Self-Priming Cleaning Kit in Storage Case

Lightweight, portable pressure washer with self-priming submersible pump, supplied in a storage case. Ideal for many washing applications, especially where mains power or water supply is not available, such as car shows, track days, window cleaning or even garden use. Features automatic Total Stop System (TSS) which switches the motor on and off when the trigger is operated, prolonging motor life. Unit is powered using a 4.8m cable fitted with a 12V vehicle accessory socket plug. Supplied with 8m hose, variable nozzle lance, detergent bottle and a long fixed brush.

Maximum Pressure:	9bar(131psi)
Water Flow Rate:	180L/hr
Motor Power:	36W
Supply:	12V
Hose Length:	8m
Weight:	3.1kg

B



Lithium RECHARGEABLE

12V
36W

AUTOMATIC TOTAL STOP SYSTEM

180L/hr



For illustrative purposes only.

B PW2012R

25L 12V Rechargeable Pressure Washer

Rechargeable, lightweight, portable pressure washer which can hold up to 25L of water. Ideal for use where a mains power or water supply is not available, such as car shows, track days, window cleaning or even garden use. Inside is a removable storage tray to accommodate all the accessories. Supplied with 8m hose, variable nozzle lance, detergent bottle and a long fixed brush. Detergent can also be added to the main tank. Fitted with four wheels, which makes the unit easy to transport. Fitted with a strong carry handle. Supplied with mains charger and 12V in car charger.

Capacity:	25L
Battery Type:	12V 4Ah Lithium-ion
Maximum Pressure:	9bar(131psi)
Water Flow Rate:	180L/hr
Motor Power:	36W
Supply:	12V
Hose Length:	8m
Charging Time:	3hr
Operating Time:	2.5hr
Weight:	4.5kg

C



AUTOMATIC TOTAL STOP SYSTEM

12V
36W
180L/hr

C PW2512

25L 12V Pressure Washer

Lightweight, portable pressure washer which can hold up to 25L of water. Ideal for use where a mains power or water supply is not available, such as car shows, track days, window cleaning or even garden use. Unit is powered using a 3m cable fitted with a 12V vehicle accessory socket plug. Supplied with 8m hose, variable nozzle lance, detergent bottle and a long fixed brush. Detergent can also be added to the main tank. Fitted with a strong carry handle.

Capacity:	25L
Maximum Pressure:	9bar(131psi)
Water Flow Rate:	180L/hr
Motor Power:	36W
Supply:	12V
Hose Length:	8m
Weight:	3.1kg

D



12V

150L/hr

60W

Rechargeable



D PW1712

17L 12V Rechargeable Pressure Washer

Lightweight, cordless pressure washer. Ideal for a range of domestic applications including cleaning vehicles, motorcycles and bicycles. Features 17L water tank which can be detached from base for easy refilling. Unit can be powered using vehicle's 12V socket, but is also fitted with a rechargeable lead acid battery which provides up to 40 minutes of continuous use. Ideal pressure washer where no mains electric supply is available, such as classic car shows and track days. Supplied with 6m hose, variable nozzle and fixed brush, both of which include built-in detergent bottles. Fitted with accessory storage pouch, durable wheels and shoulder strap for easy transportation.

Capacity:	17L
Battery Type:	Lead Acid
Maximum Pressure:	8.5bar(123psi)
Water Flow Rate:	150L/hr
Motor Power:	60W
Supply:	12V
Hose Length:	6m
Charging Time:	6hr
Operating Time:	20-40min
Weight:	6.8kg



A WCP10
10L Plastic Watering Can
 Strong and durable 10L plastic watering can with easy carry handle for greater flow control. Includes detachable rose.



B CC64
Large Sponge
 General-purpose bone-shaped sponge.




C CC52
Long Handle Dip & Wash Brush
 Fine, split-top bristles gently loosen and brush away dirt. Does not mark expensive clear coats or painted finishes. Long handle for access to hard-to-reach areas.



D CC76
2-in-1 Shaggy Microfibre Sponge
 Double-sided sponge with shaggy microfibre strands on one side, which are superb for removing dirt or general cleaning. Non-abrasive mesh cloth on the other side, ideal for removing bugs and obstinate grime.



E CC77
2-in-1 Shaggy Microfibre Mitt
 Double-sided mitt with shaggy microfibre strands on one side, which are superb for removing dirt or general cleaning. Non-abrasive mesh cloth on the other side, ideal for removing bugs and obstinate grime.




F CBC01
Microfibre Clay Bar Cloth
 Clay backed microfibre cloth designed as an alternative to clay bar detailing. Perfect for removing surface contaminants such as tree sap, rain stains, light rust, pollen, and bugs leaving a smooth finish to your paint. High quality materials allow for extended use compared to using a regular clay bar. Designed for use with clay bar lubricants.

Size: 300 x 300mm



G CC61
Large Interior Brush
 Sturdy bristles scrub away stains from upholstery, floor mats and vinyl tops. Angled design to reach corners easily. Contoured rubber grip for added comfort and control.



H CC65
Aqua Flexi-Blade
 Cuts drying time in half by removing excess water.

Blade Length: 300mm



I CC71
Sheen Microfibre Cloth
 Attracts, holds and lifts dust from any surface. Double-sided cloth, particularly suitable for car interiors.

Size: 400 x 400mm



J CC68
Forta Microfibre Cloth
 Developed by professional detailers for fast removal of dust and wax from the car surface. Ultra-fine fibres attract, lift and hold dirt, dust and grease with just a little water.

Size: 400 x 400mm



K-L SEE BELOW
Genuine Chamois
 Superior professional product, cut, conditioned, sized and 100% cod oil tanned. Supple and will leave surfaces lint and scratch-free.

Model No:	Size:
K CC72	2.5ft ²
L CC73	3.5ft ²



M CC92
PVA Chamois 2.5ft²
 Absorbs water to remove residue and streaks for a spotless finish. 100% Machine washable to clean and reuse.

A VMSC01

2000W Steam Cleaner 1.8L Tank

Ideal for small but stubborn stains. Using only tap water, this unit produces pressurized steam up to a maximum of 160°C, which cleans, sanitizes and sterilizes. Heats up to full temperature in only 8 minutes. Steam leaves no toxic residues as opposed to chemical cleaning. Includes a variety of accessories for multiple cleaning tasks. This machine is excellent for cleaning carpets and upholstery, alloy wheels, car interiors, floors, mirrors, glazed areas, service and toilet areas.

Power:	2000W
Tank Capacity:	1.8L
Maximum Operating Temperature:	160°C
Warm Up Time:	8min
Maximum Working Pressure:	5bar(72.5psi)
Supply/Plug Type:	230V/3-Pin
Power Supply Cable Length:	5m

Accessories: 2pc Extension Tube, Floor Scrub Brush, Floor Scrub Brush Cleaning Cloth, Floor Scrub Brush Adaptor, Small Tip Adaptor, Medium Brush, Small Brush, Small Power Jet Tip - Angled, Rotating Brush, Window Squeegee, Cloth for Window Squeegee, Wave Brush, Funnel & Measuring Jug

A

2000W

1.8L Capacity



B NEW



B SDC01

Drain Unblocker

Hand-fed 7.6m hand-fed coiled wire rod with rotating handle to clear stubborn blockages and residue. Locking mechanism retains wire rod once fed back into unit. Ø14mm Tip and Ø6mm rod ideal for clearing of small diameter pipework as well as sinks, showers, baths and drains.

C NEW

Lithium RECHARGEABLE



C SCSG2R

2L Rechargeable Pressure Sprayer

For full product information see page 1134.

D




D SCSG08

Premier Industrial Disinfectant/Foam Pressure Sprayer

For full product information see page 1134.

E



Telescopic 0.9-1.7m

Replacement Brush Head available, Model No. CC50BH

E CC50

1.7m Large Angled Flo-Thru Brush with Telescopic Handle

Manufactured from tough, lightweight structural plastic that will not crack, bend or break. Super-soft synthetic bristles are safe to use on any surface. Leak resistant aluminium handle with flo-thru feature gives fast and thorough cleaning.

Handle Extension:	900-1700mm
Replacement Flo-Thru Brush Head:	CC50BH

F



Telescopic 1.3-3m

Replacement Brush Head available, Model No. CC953BH

F CC953

3m 5-Sided Flo-Thru Brush with Telescopic Handle

Manufactured from tough, lightweight structural plastic that will not crack, bend or break. Telescopic handle extends up to 3m. 5-Sided brush head for all-over coverage, prevents potential damage from objects butting up against the plastic brush head. Super-soft synthetic bristles are safe to use on any surface. Leak resistant aluminium handle with flo-thru feature gives fast and thorough cleaning.

Handle Extension:	1300-3000mm
Replacement Flo-Thru Brush Head:	CC953BH



A 60m Capacity

Hose not included.

A GH60
Garden Hose Trolley 60m Capacity

Lightweight tubular steel frame with tough plastic snap-together parts - no tools required. Fitted with two composite wheels for easy manoeuvrability and two angled 1/2" hose connectors. Reel holds up to 60m of Ø13mm hose.


Hose Capacity:	60m x Ø13mm
Inlet/Outlet Diameter:	Ø13mm
Weight:	2kg



D

D CC79
Water Spray Gun - 9 Pattern

Soft rubber grip handle with locking trigger on/off switch. Rotating spray head gives nine different options - straight, jet, mist, shower, angle, flat horizontal, flat vertical, fan and tap.



F

F SA928
Water Dispensing Gun

Connects to water hose for dispensing mains pressure water.

Water Inlet Size:	Ø1/2"
--------------------------	-------



B NEW HEAVY DUTY

Available Sizes

- 5m
- 15m
- 30m
- 50m

B SEE BELOW
Heavy-Duty Hose Reel Cart with Heavy-Duty Hot & Cold Rubber Water Hoses

Includes a 1.8m leader hose with 3/4" BSP brass fittings. Fitted with easy-rolling 10" puncture proof PU wheels and solid axle for rough terrain. Lightweight hose constructed with high strength polyester braided reinforcement. Octagonal shaped hose helps reduce kinking and increase abrasion resistance.

Model No:	Length:	Hose Ø:	High Pressure:
HRKIT5	5m	Ø19mm	500psi
HRKIT15	15m	Ø19mm	500psi
HRKIT30	30m	Ø19mm	500psi
HRKIT50	50m	Ø19mm	500psi



E



C HEAVY DUTY

C HRCHD
Heavy-Duty Hose Reel Cart

Lightweight and durable tubular steel design. Perfect for keeping longer water hoses neat and tidy. Includes a 1.8m leader hose with 3/4" BSP brass fittings. Can hold up to 120m of Ø13mm standard water hose or 50m of Ø19mm H/D hose (hose not included). Features a non-slip handle and a storage basket for frequently used tools. Fitted with easy-rolling 10" puncture proof PU wheels and solid axle for rough terrain.

Weight:	18.5kg
----------------	--------



E

E CC86
Water Spray Gun

Manufactured from lightweight plastic with soft rubber grip handle. Features two adjustable pressure settings and flow rate control nozzle. Fitted with male inlet coupling.



G

Available Sizes

- 5m
- 15m
- 30m
- 50m

G SEE BELOW
Heavy-Duty Hex Hot & Cold Rubber Water Hoses

Lightweight hose constructed with high strength polyester braided reinforcement for extreme durability. Suitable for all agricultural and workshop applications and designed to remain flexible in extreme conditions from -40°C to 90°C. High flow Ø19mm hexagonal hose can handle hot water up to 90°C, making it ideal for livestock and farming applications. Fitted with 3/4" BSP brass fittings to fit conventional water outlets. High pressure rating of 500psi.

Model No:	Length:	Hose Diameter:
HWH5M	5m	Ø19mm
HWH15M	15m	Ø19mm
HWH30M	30m	Ø19mm
HWH50M	50m	Ø19mm

A NEW



Available Sizes

15m

30m



A SEE BELOW

Water Hose with Fittings

Expandable hose which can be stored away with ease. Latex material increases the strength and durability. Weave design prevents tears when under tension. Supplied with brass fittings that can stop the build-up of rust, and stop the hose from cracking, leaking or corroding. Spray nozzle features comfortable trigger and handle as well as 10 different settings to suit a variety of tasks.

Model No:	Length:	Hose Diameter:
GH15E	15m	Ø17mm
GH30E	30m	Ø19mm

B

Available Sizes

15m

30m

80m



B SEE BELOW

Water Hose with Fittings

Polyester fibre reinforced 3-ply construction for added strength. Includes spray/jet nozzle, female connector, waterstop connector and threaded tap connector.

Model No:	Length:	Hose Diameter:
GH15R/12	15m	Ø12mm
GH30R	30m	Ø13mm
GH80R	80m	Ø13mm



C

C

20m



C WR92

20m Water Hose Reel

Auto Layering

Manufactured from durable lightweight material. Reinforced PVC hose with Ø13mm bore. Incorporates a soft grip handle for easy manoeuvrability or use preset holes for wall mounting. Suitable for use with pressure washers. Supplied with variable nozzle and tap connection.

Length:	20m
Hose Diameter:	Ø13mm

D

18m



D RGH18

HEAVY DUTY

18m Retractable Water Hose Reel

Heavy-duty durable composite case with carry handle. Fitted with 18m Ø12mm PVC hose with spray/jet nozzle. Heavy-duty ratchet mechanism enables safe storage and use. Supplied with wall mounting brackets.

Length:	18m
Hose Diameter:	Ø12mm

E

20m

30m



Controlled Rewind

Auto Layering

Length Control

E SEE BELOW

Auto-Rewind Control Garden Hose Reels

Composite housing with heavy-duty wall mounting swivel bracket. High quality Ø13mm PVC garden hose with spray/jet nozzle. Innovative design features three key points. Hose can be extended and stopped at any length. Controlled, slow rewind returns the water hose at a safe speed. Auto-layering mechanism distributes water hose evenly back into reel housing preventing it from jamming. Supplied with 2m leader hose with quick coupler and tap connector.

Model No:	Length:	Hose Diameter:
RWH20	20m	Ø13mm
RWH30	30m	Ø13mm

F



15m

Ø13mm ID

Steel Case

HEAVY DUTY

F WHR1512

15m Heavy-Duty Retractable Water Hose Reel Ø13mm ID Rubber Hose

Heavy-duty durable steel case. Fitted with heavy-duty 15m Ø13mm ultra-light, super-strong rubber hose with 2m leader hose. Features metal spray gun with nine pattern spray/jet nozzle. Finger grip bend restrictors for ease of use. Handles hot water up to 90°C and remains flexible in cold temperature as low as -40°C. Heavy-duty ratchet mechanism enables safe storage and use. Swivel wall mounting bracket included.

Hose Size (ID):	Ø13mm
Length:	15m



A PC200A
20L 3-in-1 Ash Vacuum Cleaner 1200W
 Ideal for the collection of ash or fire debris from fireplaces, stoves, wood burners, BBQs, grills and more. A powerful 1200W motor provides great suction performance whilst also acting as a blower. With a 20L capacity, the lightweight tank features quick release clips for ease of emptying. A 1.2m flexible metal lined suction hose allows the suction of ash up to a temperature of 40°C(100°F). Easily switch to blow function by using the outlet on the top of the vacuum. Features filter cleaning function by placing the end of the nozzle on the button at the top of the unit. Includes a HEPA filter with metal cover preventing the leaking of ash and dust and round aluminium nozzle. Cable length 2.5m. See table below for specification.




B PC100
10L 1000W Wet & Dry Vacuum Cleaner
 High powered, lightweight, wet and dry unit with blower facility. Constructed from high-impact composite material with tool and hose storage points on head. Ideal for vehicle cleaning and general workshop use. Supplied with crevice and floor tools, cloth and foam filters, 2.5m cable and 3-pin plug. See table below for specification.



C PC102HV
10L Wet & Dry Vacuum Cleaner 1000W
 High powered, lightweight, wet and dry unit with blower facility. Constructed from high-impact composite material with tool and hose storage points on head. Four castors to aid manoeuvrability. Ideal for vehicle cleaning, home cleaning and general workshop use. Supplied with crevice and floor tools, washable cloth filter, 3m cable and 3-pin plug. See table below for specification.

	A	B	C
Model No:	PC200A	PC100	PC102HV
Motor Power:	1200W	1000W	1000W
Supply/Plug Type:	230V/3-Pin	230V/3-Pin	230V/3-Pin
Maximum Vacuum Pressure:	160mbar	-	-
Airflow:	90m ³ /hr	90m ³ /hr	78m ³ /hr
Drum Size:	20L	10L	10L
Weight:	3.8kg	3.30kg	4.10kg
Vacuum Accessories Diameter:	Ø34mm	Ø35mm	Ø32mm
Filter Type:	Cartridge	Cloth & Foam	Cloth
Power Supply Cable Length:	2.5m	2.5m	3m
Replacement Cartridge Filter:	D PC200ACF	-	-
Washable Cloth Filter:	-	-	E PC102CF
Replacement Filter Bag:	-	F PC100.ACC4	-
Replacement Foam Filter:	-	G PC100.ACC2	-





A PC200
20L Wet & Dry Vacuum Cleaner 1250W

High powered, lightweight unit with blower facility. Constructed from high-impact plastic, the drum unit is mounted on two castor and two fixed wheels. Tool storage points on head and base. Supplied with 4m cable with 3-pin plug, tool kit, cartridge filter and wet-use foam filter.

Motor Power:	1250W
Supply/Plug Type:	230V/3-Pin
Power Supply Cable Length:	4m
Maximum Vacuum Pressure:	140mbar
Airflow:	120m ³ /hr
Drum Size:	20L
Weight:	5kg
Vacuum Accessories Diameter:	Ø35mm
Filter Type:	Cartridge
Replacement Cartridge Filter:	PC200CFL
Replacement Foam Filters (Pack of 10):	PC200FF10
Optional Dust Bags (Pack of 5):	PC200PB5



B PC300
30L Wet & Dry Vacuum Cleaner 1100W

High powered, lightweight unit with blower facility. Constructed from high-impact plastic, the drum unit is mounted on four castor wheels. Tool storage points on the base. Supplied with 4m cable with 3-pin plug, tool kit, wet and dry cartridge filter.

Motor Power:	1100W
Supply/Plug Type:	230V/3-Pin
Power Supply Cable Length:	4m
Maximum Vacuum Pressure:	165mbar
Airflow:	128m ³ /hr
Drum Size:	30L
Weight:	6.66kg
Vacuum Accessories Diameter:	Ø48mm
Filter Type:	Cartridge
Replacement Cartridge Filter:	PC300V2CF
Replacement Dust Bags (Pack of 10):	PC300V2DB




C PC200CFF
Fine Dust Cartridge Filter

Cartridge filter for fine particles down to 1micron. Suitable for use with PC200 Series.



D PC300V2CF
Plastic Filter Cartridge for PC300.V2



E PC300V2DB
Dust Bag for PC300.V2 - Pack of 3

F GV180WM
1500W Wall Mounting Garage Vacuum with Remote Control

Robust, wall mounting, remote control, wet and dry vacuum cleaner. Fitted with a powerful 1500W motor and noise diffuser, this unit is ideal for use in garage and workshop environments. Features an 8m spring hose, ideal for double garages. Also features remote control buttons on nozzle to allow the user to turn the unit on/off without leaving the cleaning area. Includes 5m power cable, extension lances (x2), combo brush, round brush, deluxe car nozzle, crevice tool, washable cartridge filter, foam filter and dust bag. Innovative design allows these accessories to be stored away, keeping your work area clean and tidy.

Motor Power:	1500W
Supply/Plug Type:	230V/3-Pin
Power Supply Cable Length:	5m
Maximum Vacuum Pressure:	165mbar
Airflow:	71.28m ³ /hr
Drum Size:	18L
Weight:	10.7kg
Vacuum Accessories Diameter:	Ø35mm
Filter Type:	Cartridge
Replacement Cartridge Filter:	GV180WM.27
Replacement Foam Filter:	GV180WM.26
Replacement Dust Bag:	GV180WM.18



Washable cartridge filter.



Remote control on nozzle.



A - B SEE BELOW

1000W Low Noise Wet & Dry Vacuum Cleaners

High powered, lightweight, wet and dry units with blower facility. Low noise motor reducing sound down to 80db. Constructed with a high impact metal drum and four castors to aid manoeuvrability. Ideal for vehicle cleaning, home cleaning and general workshop use. Supplied with crevice and floor tools, washable cloth filter, 4m cable and 3-pin plug.

	A	B
Model No:	PC20LN	PC30LN
Motor Power:	1000W	1000W
Supply/Plug Type:	230V/3-Pin	230V/3-Pin
Power Supply Cable Length:	4m	4m
Maximum Vacuum Pressure:	190mbar	190mbar
Airflow:	126m ³ /hr	120m ³ /hr
Drum Size:	20L	30L
Vacuum Accessories Diameter:	Ø35mm	Ø35mm
Optional Accessories:	Cloth Filter Cartridge - PCLNCF, Foam Filter Cartridge - PCLNFF, Dust Bag - PC20LNDB	Cloth Filter Cartridge - PCLNCF, Foam Filter Cartridge - PCLNFF, Dust Bag - PC30LNDB



C PCLNCF
Cloth Filter Cartridge for PC20LN & PC30LN



D-E SEE BELOW
Dust Bag - Packs of 5

Model No:	Application:
D PC20LNDB	PC20LN
E PC30LNDB	PC30LN



DRAIN CAP
Model No's PC30LN,
PC200SD and PC300SD
are fitted with a drain cap for
easy fluid disposal.



F PC195SD
20L Wet & Dry Vacuum Cleaner
1200W Stainless Drum

High powered, lightweight unit with blower facility. Constructed from stainless steel, the drum unit is mounted on four castor wheels. Tool storage points on head and base. Supplied with 4m cable, 3-pin plug and accessory tool kit, including three rigid extension tubes, wet-use foam filter and cloth filter.



G PC200SD
20L Wet & Dry Industrial Vacuum Cleaner
1250W Stainless Drum

High powered, lightweight industrial unit with blower facility. Constructed from stainless steel, the drum unit is mounted on two castor and two fixed wheels. Tool storage points on head and base. Supplied with 4m cable with 3-pin plug, deluxe tool kit, including stainless steel telescopic rigid extension tube, cartridge filter and wet-use foam filter.



H PC300SD
30L Wet & Dry Industrial Vacuum Cleaner
1400W Stainless Drum

High powered, lightweight industrial unit with blower facility. Constructed from stainless steel, the drum unit is mounted on two castor and two fixed wheels. Tool storage points on head and base. Supplied with 4m cable with 3-pin plug, deluxe tool kit, including stainless steel telescopic rigid extension tube, cartridge filter and wet-use foam filter.

	F	G	H
Model No:	PC195SD	PC200SD	PC300SD
Motor Power:	1200W	1250W	1400W
Supply/Plug Type:	230V/3-Pin	230V/3-Pin	230V/3-Pin
Power Supply Cable Length:	4m	4m	4m
Maximum Vacuum Pressure:	172mbar	140mbar	160mbar
Airflow:	126m ³ /hr	120m ³ /hr	120m ³ /hr
Drum Size:	20L	20L	30L
Weight:	5.5kg	5kg	7.4kg
Vacuum Accessories Diameter:	Ø32mm	Ø35mm	Ø35mm
Filter Type:	Cartridge	Cartridge	Cartridge
Replacement Cartridge Filter:	PC195SDCFL	PC200CFL	PC200CFL
Replacement Foam Filters (Pack of 10):	PC195SDFF10	PC200FF10	PC200FF10
Optional Dust Bags (Pack of 5):	-	PC200PB5	PC300PB5

Accessory kit supplied with
PC200SD, PC200SDAUTO,
PC200SD110V, PC300SD
and PC300SDAUTO.

The tubes supplied with
PC200SD, PC200SDAUTO,
PC200SD110V, PC300SD
& PC300SDAUTO are
extendable. Simply press
the button and extend to
desired length.





A PC200SD110V
20L Wet & Dry Industrial Vacuum Cleaner
1250W/110V Stainless Drum

High powered, lightweight industrial unit with blower facility. Constructed from stainless steel, the drum unit is mounted on two castor and two fixed wheels. Tool storage points on head and base. Supplied with 4m cable and 110V plug, deluxe tool kit, including stainless steel telescopic rigid extension tubes, cartridge filter and wet-use foam filter.

Motor Power:	1250W
Supply/Plug Type:	110V/Yellow - 16A-2P+E
Power Supply Cable Length:	4m
Maximum Vacuum Pressure:	125mbar
Airflow:	173m ³ /hr
Drum Size:	20L
Weight:	5kg
Vacuum Accessories Diameter:	Ø35mm
Filter Type:	Cartridge
Replacement Cartridge Filter:	PC200CFL
Replacement Foam Filters (Pack of 10):	PC200FF10
Optional Dust Bags (Pack of 5):	PC200PB5



B-C SEE BELOW
Wet & Dry Industrial Vacuum Cleaners 1400W with Stainless Drum & Auto Start

Powerful 1400W motor head gives incredible suction through Ø35mm hoses. May also be used as a blower. Integral 3-pin socket provides power supply for dust-free tools up to 1400W. When operating in conjunction with a power tool, the cleaner automatically starts with the tool and stops ten seconds after the tool is switched off, to ensure tool and hose are left free of dust. Stainless steel drum on two castor and two fixed wheels, stainless steel telescopic rigid extension tube as well as tools for wet and dry operations. Tool storage points on head and base, supplied with cartridge filter and wet-use foam filter.

	B	C
Model No:	PC200SDAUTO	PC300SDAUTO
Motor Power:	1400W	1400W
Supply/Plug Type:	230V/3-Pin	230V/3-Pin
Power Supply Cable Length:	4m	4m
Maximum Vacuum Pressure:	165mbar	165mbar
Airflow:	120m ³ /hr	120m ³ /hr
Drum Size:	20L	30L
Weight:	8kg	9kg
Vacuum Accessories Diameter:	Ø35mm	Ø35mm
Filter Type:	Cartridge	Cartridge
Replacement Cartridge Filter:	PC200CFL	PC200CFL
Replacement Foam Filters (Pack of 10):	PC200FF10	PC200FF10
Optional Dust Bags (Pack of 5):	PC200PB5	PC300PB5



D PC460
60L Wet & Dry Vacuum Cleaner 1600W
Stainless Drum

Industrial stainless steel drum with tough composite base and head. Supplied with 3.5m EVA crush resistant hose, combo nozzle, crevice tool, 380mm squeegee, vac brush, accessory tool tidy, stainless steel rigid tubes, cartridge filter and foam filter. Tank has easy empty drain cap with screw-on hose. Fitted with two castor and two fixed wheels. Cable storage hooks mounted on frame, accessories and extension tube holders on base.

Motor Power:	1600W
Supply/Plug Type:	230V/3-Pin
Power Supply Cable Length:	4m
Drum Size:	60L
Weight:	16kg
Vacuum Accessories Diameter:	Ø38mm
Filter Type:	Cartridge
Replacement Cartridge Filter:	PC200CFL
Replacement Foam Filter:	PC460.ACC7



E DFS/AK10
Vacuum/Dust-Free Tool Adaptor

Inner Diameter:	Ø35mm
Outer Diameters:	Ø35, 32, 27mm



F VACHOSE5M
5m Vacuum Hose

5m Vacuum hose extension.	
Inlet/Outlet Diameter:	Ø56/35mm
Applications:	PC195SD, PC200, PC200SD, PC200SDAUTO, PC200SD110V, PC300, PC300SD, PC300SDAUTO

A PC477

77L Wet & Dry Industrial Vacuum Cleaner 2400W Stainless Steel Drum with Swivel Emptying

High powered, lightweight industrial unit. Stainless steel drum with dual filtration system for superior performance. Features safety shut-off for wet operation. Trolley with swivel drum and two rear locking wheels for easy emptying plus front swivel castors for added manoeuvrability. Supplied with Ø38mm accessory kit, 5m cable with 3-pin plug, cloth and cartridge filters. Fitted with twin motors offering superior vacuuming power. Particularly suitable for industrial and commercial applications where extra capacity and power are required. Optional front mounting squeegee available.

Motor Power:	2 x 1200W
Supply/Plug Type:	230V/3-Pin
Power Supply Cable Length:	5m
Airflow:	174m ³ /hr
Drum Size:	77L
Weight:	39kg
Vacuum Accessories Diameter:	Ø38mm
Filter Type:	Cartridge, Cloth
Replacement Cartridge Filter:	PC477.PF
Replacement Cloth Filter Assembly:	PC477.CF
Optional Squeegee:	PC477AK1

A

77L

2400W

230V

STAINLESS STEEL

Wet & Dry



Features swivel drum for easy emptying.



Optional Front Mounting Squeegee, order Model No. PC477AK1.

B PC300BL

30L Bagless Wet & Dry Industrial Vacuum Cleaner 1200W Stainless Steel Drum

High powered industrial unit features cyclonic technology. Bagless design prevents loss of suction improving efficiency. Outlet produces clean air suitable for use as a blower. Features safety shut-off for wet operation. Includes a strong, comfortable handle, hose brackets, accessory storage base, durable stainless steel tank, liquid drainage device and an 'auto power take off' socket.

Motor Power:	1200W
Supply/Plug Type:	230V/3-Pin
Power Supply Cable Length:	4m
Maximum Vacuum Pressure:	180mbar
Drum Size:	30L
Weight:	11kg
Vacuum Accessories Diameter:	Ø35mm
Replacement Foam Filters (Pack of 10):	PC300BLFF10
Replacement Panel Filter (Single):	C PC300BLPF

B

Wet & Dry

30L

1200W

230V

STAINLESS STEEL



C



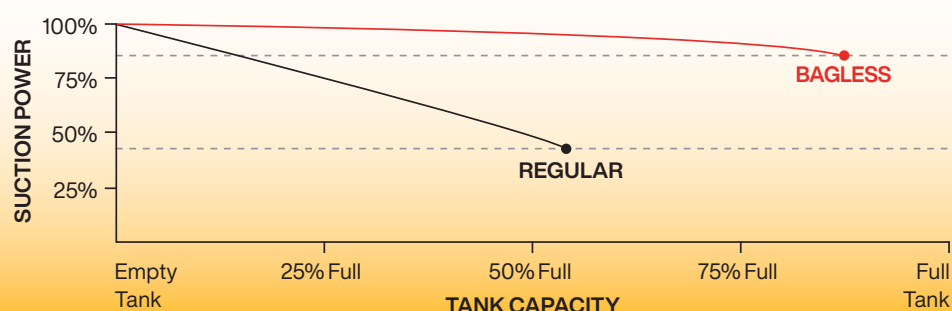
C PC300BLPF

Panel Filter for PC300BL



Performance of Bagless Against Regular Models

Bagless models do not suffer from loss of suction as the tank fills with debris. Tests prove they retain their suction power and can be up to 50% more efficient than regular filter/cartridge models.



A-B SEE BELOW

38L Dust-Free Wet & Dry Industrial Vacuum Cleaners Stainless Steel Drum M Class Filtration

M Class wet and dry vacuum cleaners with a 38L stainless steel drum. Removes 99.9% of hazardous dust with the exposure limit value of >0.1mg/m³. When the air velocity starts to fall below 20 metres per second, a visual LED warning light on the top of the units will show. Built-in push clean system that forces air back through the filter restoring the suction power. These vacuum cleaners use a combination of filters and lining bags to create a 2-stage collection to stop any hazardous dust being left in the tank or becoming airborne. There is also the option of using a foam filter for wet cleaning which is reusable (all consumables are included; Tank liners (x5), dust bags (x5) and a foam filter). The accessories included are an antistatic crevice tool, antistatic round brush, multi-surface floor nozzle 12" and power tool adaptor.

	A	B
Model No:	PC380M	PC380M110V
Drum Size:	38L	38L
Drum Type:	Stainless Steel	Stainless Steel
Maximum Vacuum Pressure:	25Kpa	22Kpa
Motor Power:	1500W	1100W
Supply/Plug Type:	230V/3-Pin	110V/Yellow - 16A-2P+E
Power Supply Cable Length:	10m	10m

A

1500W

38L

13A 230V



Wet & Dry

STAINLESS STEEL



What is M Class?

The HSE recommend that you use a minimum of a M Class extraction unit if you are working with fine dusts in a construction or woodworking environment.

M Class filters catch 99.9% of wood dust and other dusts with OEL (Occupational Exposure Limit) values of >0.1mg/m³ with a maximum permeability of 0.1%. For more information, and advice for using the correct filtration, please visit the HSE government website.

B

1100W


38L

16A 110V






C PC380MFF
Foam Filter - Pack of 3
Suitable for Model No's PC380M and PC380M110V Industrial Vacuum Cleaners.



D PC380MDB
M Class Dust Bag - Pack of 5
Suitable for Model No's PC380M and PC380M110V Industrial Vacuum Cleaners. 38L Capacity.



E PC380MTL
M Class Tank Liner - Pack of 5
Suitable for Model No's PC380M and PC380M110V Industrial Vacuum Cleaners. 38L Capacity.



F PC380MCF
M Class Cartridge Filter
M Class cartridge filter suitable for Model No's PC380M and PC380M110V Industrial Vacuum Cleaners.

G-H SEE RIGHT

20V 20L Rechargeable Wet & Dry Vacuum Cleaner

Lightweight portable cordless wet and dry vacuum cleaner. Convenient for use in the home, workshop or car, especially where mains power is not easily accessible. Features a 20L stainless steel drum mounted on four swivel castors for easy manoeuvrability. Unit also has built-in blower function which can be used for many applications in the home, workshop or garden. Body only. Supplied with accessory pack. Requires compatible 20V battery and mains charger, sold separately. See pages 844 to 872 for the rest of the SV20 range.

Motor Power:	140W
Supply:	20V
Maximum Vacuum Pressure:	80mbar
Airflow:	65m ³ /hr
Drum Size:	20L
Weight:	3.7kg
Vacuum Accessories Diameter:	Ø32mm
Replacement Bag Filters (Pack of 5):	PC20SD20VCF
Replacement Foam Filters (Pack of 10):	PC20SD20VFF10



A
230V



B
35L
230V + Air
Dust-Free



What is M Class?

The HSE recommend that you use a minimum of a M Class extraction unit if you are working with fine dusts in a construction or woodworking environment.

M Class filters catch 99.9% of wood dust and other dusts with OEL (Occupational Exposure Limit) values of >0.1mg/m³ with a maximum permeability of 0.1%. For more information, and advice for using the correct filtration, please visit the HSE government website.

A-B SEE BELOW

35L Wet & Dry M Class Filtration Industrial Vacuum Cleaners

High powered units designed for use with power tools. Model No. DFS35M is also suitable for use with air power tools. Certified for M Class dust extraction in accordance with EU directives, which protects the operator from dust particles hazardous to health. Supplied with Ø36mm flexible hose, crevice tool, multi-diameter tool adaptor, power tool cord clamps, M Class bag filter, M Class cartridge filter and foam filter. PC35230V is also supplied with inserts for liquid collection and hard floors. Can be set to continuous suction or in synchronisation with a power tool via an electronically controlled outlet or pneumatic tool via the air outlet (DFS35M only). Fitted with a self-cleaning filter technology designed to prevent filter blockages whilst in use. Fitted with four castors for manoeuvrability. A wet and dry floor cleaning kit is available for Model No. DFS35M, order Model No. DFS35MKIT (see **E** below).

	A	B
Model No:	PC35230V	DFS35M
Motor Power:	1200W	1000W
Supply/Plug Type:	230V/3-Pin	230V/3-Pin
Power Supply Cable Length:	6m	6m
Power Tool Capacity:	2000W	2000W
Maximum Vacuum Pressure:	240mbar	220mbar
Airflow:	216m ³ /hr	180m ³ /hr
Drum Size:	35L	35L
Drum Type:	Plastic	Plastic
Weight:	10.5kg	11.5kg
Vacuum Accessories Diameter:	Ø36mm	Ø10-35mm



C DFS35CF
M Class Cartridge Filter

Applications: DFS35M, PC35230V, PC35110V



D DFS35FF
Foam Filter

Applications: DFS35M, PC35230V, PC35110V



E DFS35MKIT
Wet & Dry Floor Cleaning Accessories for DFS35M

Contents: 1.8m Ergonomic Hose, Aluminium 2pc Extension Tubes, Floor Brush Head, Liquid Insert, Hard Floor Insert



F DFS35PB
M Class Dust Bag - Pack of 5

Applications: DFS35M, PC35230V, PC35110V

A PC310
20L Wet & Dry Valeting Machine with Accessories 1250W

Cleans carpets, car interiors, fabrics and upholstery. Constructed from high-impact plastic which is dent resistant and rustproof. Supplied with carpet lance, handheld lance, full wet and dry vacuum accessory kit, including stainless steel telescopic rigid extension tube, cartridge filter and foam filter. Powerful pump forces cleaning fluid into fabric/carpet and 1250W suction power leaves surface virtually dry after one pass. Features safety shut-off for wet operation. Large capacity drum with external detergent tank for easy filling. Fitted with two fixed wheels and two castors. Cable storage hook, accessories and extension tube holders on head, plus additional accessory storage slots on base.

Motor Power:	1250W
Supply/Plug Type:	230V/3-Pin
Power Supply Cable Length:	5m
Drum Size:	20L
Drum Type:	Plastic
Weight:	8.2kg
Filter Type:	PET Type Cartridge
Replacement Cartridge Filter:	PC310CF
Optional Dust Bags (Pack of 5):	PC200PB5

A 1250W

20L



B SEE BELOW
Carpet/Upholstery Detergent

We recommend only Sealey cleaning products be used with valeting equipment. These chemical agents are specially formulated for use in Sealey valeting systems and provide powerful, non-corrosive cleaning power.

Model No:	Pack Qty:	Description:
VMR921S	1 x 1L	Upholstery Detergent
VMR921	10 x 1L	Upholstery Detergent
VMR925S	1 x 5L	Upholstery Detergent
VMR925	4 x 5L	Upholstery Detergent



PC310 Supplied with full accessory kit.

B



C

30L

1300W

Remote Function



D

STAINLESS STEEL

30L

1500W

Remote Function



VMA914 & VMA915
 Supplied with full
 accessory kit.



Switch controls on nozzle allow remote operation of detergent pump and vacuum motor.



C-D SEE RIGHT
30L Wet & Dry Valeting Machines

High powered units ideal for cleaning carpets, car interiors, fabrics and upholstery. Supplied with carpet lance, handheld lance, full wet and dry vacuum accessory kit including adjustable stainless steel rigid extension tube, cartridge filter and foam filter. Large capacity drum with external detergent tank for easy filling. Features remote operation controls on nozzle, enabling switching between vacuum and detergent modes uninterrupted. Fitted with two fixed wheels and two castors. Model No. VMA915 includes cable storage hooks and accessory storage slots.

	C	D
Model No:	VMA914	VMA915
Motor Power:	1300W	1500W
Supply/Plug Type:	230V/3-Pin	230V/3-Pin
Power Supply Cable Length:	10m	10m
Drum Size:	30L	30L
Drum Type:	Plastic	Stainless Steel
Weight:	10kg	13kg
Replacement Foam Filter:	PC200FF10	PC200FF10
Replacement Dust Collection Bag (Pack of 5):	PC300PB5	PC300PB5
Replacement Cartridge Filter:	PC310CF	PC310CF

A-B SEE BELOW

Floor Sweepers

Suitable for maintaining any hard floor and ideal for removing dirt, dust and debris from large surface areas. Features 4-brush system with two side brushes and two further brushes set underneath the unit to easily lift debris into the hopper. Fitted with tubular handle and adjustable castor wheel that raises the sweeper 20mm enabling larger pieces of debris to be swept up.

	A	B
Model No:	FSW70	FSW80
Operating Width:	700mm	800mm
Hopper Capacity:	20L	40L



A 20L
700mm



B 40L
800mm



B



C BM26
Metal Dustpan & Brushes

Ideal for a wide variety of domestic and workshop jobs. Supplied with 11"(280mm) soft and hard bristle brushes. Heavy-duty, metal dustpan suitable for picking up dirt, dust and larger debris. Fitted with carry handle.



D BM04
Composite Dustpan & Brush Set

Manufactured from quality composite material for strength and durability. Brush features long-life flexible bristles and locks onto pan for easy storage. Pan features rubber squeegee edge to ensure all dirt can be swept up with ease.



E NEW

E GS01
Gutter Scoop

Lightweight and durable polypropylene scoop. Can be used for various tasks including sowing plant and grass seeds, as well as clearing gutters.

Blade Size:	65 x 260mm
Handle:	110mm
Length:	430mm



F
8"



G
11"

H
11"

G-H SEE BELOW
11"(280mm) Hand Brushes

Manufactured from hardwood with a clear lacquered finish. Features ergonomic handle and hanging hole for easy storage.

Model No:	Head Size:	Bristle Type:
G BM25H	11"(280mm)	Hard
H BM25S	11"(280mm)	Soft

F BM27
8"(200mm) Scrubbing Brush

Heavy-duty 8" scrubbing brush manufactured from hardwood. Contains stiff bassine fibres, great for rough surfaces. Suitable for indoor and outdoor use and ideal for use on patios, block paving, decking and laminate flooring.


Type/Fill:	Hard/Bassine
Head Size:	8"(200mm)



I BM04HX
Bulldozer Yard Dustpan & Brush Set

Hard-wearing, dual purpose, split-tip polypropylene and PVC fibres ideal for indoor and outdoor surfaces. Stiff inner fibres sweep concrete, asphalt and other rough surfaces. Soft outer fibres are ideal for sweeping fine dirt and dust. Brush locks on to pan for easy storage. Large industrial pan with a rubber squeegee edge to ensure all media can be swept with ease.

Type/Fill:	Hard & Soft/PVC-Polypropylene
Head Size:	180 x 80mm



A-I SEE BELOW

Brooms

Comprehensive range of brooms available in hard and soft bristles. 12"(300mm) Models have handle support bracket and 24"(600mm) and 36"(900mm) models have metal handle strengthening support. Ideal for indoor or outdoor use. Model No. BM13H is suitable for heavy-duty use in yards and gardens.

Model No:	Type/Fill:	Head Size:
A BM11S	Soft/PVC	11"(280mm)
B BM12H	Hard/Bassine	12"(300mm)
C BM12S	Soft/Coco	12"(300mm)
D BM13H	Hard/PVC	13"(325mm)
E BM13HX	Hard/Cane	13"(325mm)
F BM24H	Hard/Bassine	24"(600mm)
G BM24S	Soft/Coco	24"(600mm)
H BM36H	Hard/Bassine	36"(900mm)
I BM36S	Soft/Coco	36"(900mm)



J BM24HX
24"(600mm) Bulldozer Yard Broom

Hard-wearing, dual purpose, split-tip polypropylene and PVC fibres ideal for indoor and outdoor surfaces. Stiff inner fibres sweep concrete, asphalt and other rough surfaces. Soft outer fibres are ideal for sweeping fine dirt and dust. Features high quality steel handle with grip bracket to secure and prevent damage to handle and resin block. Fitted with handle storage clips for easy storage.

Type:	Hard & Soft
Fill:	PVC-Polypropylene
Head Size:	24"(600mm)




K BM16SC
16"(405mm) Heavy-Duty Stiff/Hard Bristle Broom with Scraper

16"(405mm) Heavy-duty, hard bristle broom fitted with handle support bracket. Ideal for indoor or outdoor use, particularly for heavy-duty use in yards and gardens. Also features scraper, ideal for ice and snow.

Head Size:	16"(405mm)
-------------------	------------





A-C SEE BELOW

Floor Squeegees

Range of three floor squeegees, ideal for oil, water and other liquid spills. Model No. BM22FSP is fitted with foam strip and Model No's BM24RS and BM24RSM are fitted with rubber strip.

Model No:	Type/Fill:	Handle:	Head Size:
A BM22FSP	Foam	Aluminium	22"(560mm)
B BM24RS	Rubber	Wood	24"(600mm)
C BM24RSM	Rubber	Aluminium	24"(600mm)



D CC64 Large Sponge

General-purpose bone-shaped sponge.



E CC68 Forta Microfibre Cloth

Developed by professional detailers for fast removal of dust and wax from the car surface. Ultra-fine fibres attract, lift and hold dirt, dust and grease with just a little water.

Size: 400 x 400mm



F SSW80 Heavy-Duty Hand Wipes Textured Pack of 80

Heavy-duty textured hand wipes. Ideal for removing dirt, oil, grease, grime and non-cured petroleum based contaminants. Antimicrobial properties leave hands hygienically clean. Contains 80 sheets.



G WFS02 300mm Workshop Floor Scraper

Heavy-duty floor scraper suitable for use in both domestic and industrial environments. Carbon steel blade ideal for removing grease, dirt and other remains from tiled, concrete and laminate flooring. Strong, lightweight fibreglass handle with comfortable grip.

Blade Size:	300mm
Length:	1500mm




H CC52 Long Handle Dip & Wash Brush

Fine, split-top bristles gently loosen and brush away dirt. Does not mark expensive clear coats or painted finishes. Long handle for access to hard-to-reach areas.



I SCW3 Hand Wipes Bucket - Pack of 150

Durable, extra-large wipes for removing a variety of tough substances including oil and grease. Moisture locked wipes means no need for water. Supplied in a dispensing bucket containing 150 wipes.



J CC65 Aqua Flexi-Blade

Cuts drying time in half by removing excess water.

Blade Length:	300mm
----------------------	-------



A BM02
225g Pure Yarn Cotton Mop
 Highly absorbent, 100% pure yarn cotton head. Features straight-grained wooden handle with galvanized steel socket.



B BM05
340g Pure Yarn Cotton Mop
 Highly absorbent, 100% pure yarn cotton head. Features straight-grained wooden handle with galvanized steel socket.



C BM17
350g Cotton Mop
 Lightweight highly absorbent cotton head, ideal for cleaning wooden, ceramic, stone and vinyl flooring. Features detachable mop head and 1330mm plastic handle. Replacement mop head available separately, order Model No. BM17R.



D BM03
450g Kentucky Mop
 Extra thick, highly absorbent, 100% cotton head. Features straight-grained wooden handle with metal locking clip.




E BM14
Aluminium Mop with Disposable Head
 Allows for effortless cleaning when dealing with oil or other viscous substances. Mop head is completely removed and replaced by twisting the threaded mop handle.

Head Weight:	200g
Replacement Head (Pack of 5):	DKM05



F DKM05
Disposable Kentucky Mop Head - Pack of 5
 Pack of five disposable Kentucky mop heads. Designed for single use before disposing. For use with Model No. BM14 Aluminium Mop.

Head Weight:	200g Each, 1kg per Pack
---------------------	-------------------------



For our complete 20V One-Battery-Fits-All range, see pages 844 to 872.



G WHT150
150m White Embossed 2-Ply Paper Roll
 Pack of 6

Ply:	2
Type:	Embossed
Width:	175mm
Length:	150m
Pack Qty:	6



H BLU150
150m Blue Embossed 2-Ply Paper Roll
 Pack of 6

Ply:	2
Type:	Embossed
Width:	190mm
Length:	150m
Pack Qty:	6



STAINLESS STEEL

A BM8L
12L Stainless Steel Bucket
 Manufactured from heavy-duty stainless steel grade 202. Perfect for domestic and industrial applications.



B BM08
13L Galvanized Mop Bucket
 Manufactured from heavy-duty galvanized steel. Fitted with mop head wringer and carry handle. Ideal for domestic and industrial applications.



C BM16
14L Composite Bucket
 Manufactured from highly durable thick walled polypropylene with pouring spout. Fitted with plastic comfort grip handle.



D SEE BELOW
Premium Powder-Free Disposable Nitrile Gloves - Packs of 100
 Offers a high degree of protection against a variety of chemicals. More durable than standard latex gloves. Provides excellent protection whilst being light and flexible. Nitrile material, ideal for people with latex protein allergies. Manufactured to EN455 Parts 1, 2 & 3.

Model No:	Size:
SSP55L	Large
SSP55XL	X-Large



E-F SEE BELOW
Mop Buckets
 Heavy-duty composite construction with detachable side press wringer and mop holder. Features Ø50mm non-marking castor wheels for added manoeuvrability. Both units fitted with carry handle.

Model No:	Capacity:
E BM09	20L
F BM01	36L

Fitted with professional side press wringer.



G BM07
15L Mop Bucket - 2 Compartment
 Manufactured with two compartments featuring removable mop head wringer. Ideal for keeping clean water and dirty water separate while cleaning. Fitted with carry handles.



H BM30
Janitorial Trolley
 Robust unit fitted with two castors and two rubber wheels. Designed to accommodate mop buckets, brooms, brushes, cleaning agents and other necessary items. Fitted with hooks to hang refuse bags and lid to contain any odours.

Dimensions (W x D x H): 470 x 1170 x 995mm

A NEW

50L



B NEW

50L



C NEW

50L



D NEW

50L



A-H SEE BELOW
Refuse/Storage Bins

Durable refuse/storage bins made from polypropylene. Fitted with lid latches to keep lid secure. 75L Models also feature carry handles. Suitable for outdoor use.

Model No:	Capacity:	Size:	Colour:
A BM50	50L	400 x 400 x 510mm	Black
B BM50B	50L	400 x 400 x 510mm	Blue
C BM50G	50L	400 x 400 x 510mm	Green
D BM50R	50L	400 x 400 x 510mm	Red

Model No:	Capacity:	Size:	Colour:
E BM75	75L	600 x 400 x 570mm	Black
F BM75B	75L	600 x 400 x 570mm	Blue
G BM75G	75L	600 x 400 x 570mm	Green
H BM75R	75L	600 x 400 x 570mm	Red

E NEW

75L



F NEW

75L



G NEW

75L



H NEW

75L



PLATFORM TRUCKS
 For more information on our platform trucks, see page 1373.



Model No. CST991



Model No. CST992



A-D SEE ABOVE

95L Refuse/Storage/Wheelie Bins

Durable refuse/storage bins made from polypropylene. Fitted with carry handles and lid latches to keep lid secure. Suitable for outdoor use.

Model No:	Colour:
A BM95	Black
B BM95B	Blue
C BM95G	Green
D BM95R	Red
Capacity:	95L
Dimensions (W x D x H):	600 x 400 x 740mm



E-H SEE BELOW

100L Refuse/Storage/Wheelie Bins

Durable refuse/wheelie bins made from polypropylene. Bins are available in four different colours allowing you to set up your own colour-coding system. Alternatively, common colour-coding could be used such as black for general waste, green for glass, blue for paper and red for plastics. Solid rear axle with two Ø200mm wheels and three robust handles allow the bins to be moved easily even when full.

Model No:	Colour:
E BM100	Black
F BM100B	Blue
G BM100G	Green
H BM100R	Red
Capacity:	100L
Dimensions (W x D x H):	595 x 570 x 765mm



BULLDOZER YARD DUSTPAN & BRUSH SET
For information on our Bulldozer Yard Dustpan & Brush Set, Model No. BM04HX, see page 1324.

A



A-D SEE BELOW

100L Refuse/Wheelie Bins with Foot Pedal

Durable refuse/wheelie bins made from polypropylene with quick release foot pedal. Bins are available in four different colours allowing you to set up your own colour-coding system. Alternatively, common colour-coding could be used such as black for general waste, green for glass, blue for paper and red for plastics. Solid rear axle with two Ø200mm wheels and three robust handles allow the bins to be moved easily even when full.

Model No:	Colour:
A BM100P	Black
B BM100PB	Blue
C BM100PG	Green
D BM100PR	Red
Capacity:	100L
Dimensions (W x D x H):	595 x 570 x 765mm

B

C

D

100L



A-D



E

45L



E BM60

45L Plastic Pedal Bin

Manufactured from heavy-duty polypropylene. Square design allows unit to sit flush against almost any wall, ideal for where space is limited. Fitted with plastic foot pedal for hands-free operation and carry handle.

Size (W x D x H):	400 x 390 x 600mm
--------------------------	-------------------

F



WORKSAFE®

F SEE BELOW

Hi-Vis Yellow Jackets with Quilted Lining, Elasticated Waist & Cuffs

Waterproof motorway jackets with full quilted lining for greater warmth and comfort. Fitted with retractable hood, two outer pockets, inner phone pocket and snap closing for added protection against rain. Conforms to EN ISO 20471:2013+A1:2016 Class 3 and EN 343:2003+A1:2007 Class 3:1.

Model No:	Size:
802L	Large
802XL	X-Large
802XXL	XX-Large

G



G SEE BELOW

Rigger's Gloves - Pair

Strong stitching, a generous fit and quality materials make this an ideal glove for general-purpose trade use. Conforms to BS EN 21430:2020 & 388:2016 Level 2242X.

Model No:	Pack Quantity:
SSP12	1
SSP12/6	6



A RCB01
Wall-Mounting Cigarette Bin
 2-Piece design for easy installation, emptying and cleaning. Metal construction with Zintec® liner. Fitted with high quality lock and supplied with two keys. Includes fittings for wall-mounting. Suitable for use in building entrances and smoking areas.

Size (W x D x H): 260 x 80 x 320mm



B RCB02
Stainless Steel Wall-Mounting Cigarette Bin
 2-Piece design for easy installation, emptying and cleaning. Stainless steel construction with Zintec® liner. Fitted with high quality lock and supplied with two keys. Includes fittings for wall-mounting. Suitable for use in building entrances and smoking areas.

Size (W x D x H): 260 x 80 x 320mm



C RCB04
Cigarette Floor Ashtray
 Manufactured from 1mm mild steel and finished for resistance to corrosion. Twin openings in concave cover for safe and hygienic use. Suitable for use in building entrances and smoking areas.

Size (W x D x H): 335 x 230 x 112mm



D RCB07
Cigarette Bin
 Metal construction cigarette bin with black powder coated body. Easy installation, emptying and cleaning. Fitted with high quality lock and supplied with two keys. Suitable for use in building entrances and smoking areas.

Size (W x D x H): 240 x 240 x 880mm



E RCB06
8L Cigarette Ashtray & Litter Bin
 Metal construction with black powder coated body with side-opening and aluminium lid featuring built-in ashtray. Supplied with removable metal inner liner and carry handle making emptying quick and easy. Ideal for use in building entrances and smoking areas.

Size (W x D x H): 270 x 270 x 590mm




F-J SEE BELOW

Brooms

Comprehensive range of brooms available in hard and soft bristles. 12"(300mm) Models have handle support bracket whilst 24"(600mm) and 36"(900mm) models have metal handle strengthening support. Ideal for indoor or outdoor use. Model No. BM13H is suitable for heavy-duty use in yards and gardens.


Model No:	Type/Fill:	Head Size:
F BM11S	Soft/PVC	11"(280mm)
G BM12H	Hard/Bassine	12"(300mm)
H BM12S	Soft/Coco	12"(300mm)
I BM13H	Hard/PVC	13"(325mm)
J BM13HX	Hard/Cane	13"(325mm)



A MIC9292
920 x 920mm Interlocking Anti-Fatigue Matting

Hard-wearing rubber anti-slip mat provides fatigue relief and insulation from cold concrete floors. Features four interlocking edges to provide desired area coverage.

Size:	920 x 920mm
Thickness:	12mm



B MIC1218Y3
Interlocking EVA Foam Workshop Mat Set with Hi-Vis Edges

Hard-wearing EVA foam anti-slip matting suitable for use in the workshop and machine room. Provides fatigue relief and insulation from cold concrete floors. All tiles can be interlocked to make one bordered area, alternatively can be laid out as three separate bordered areas of two tiles each. The hi-vis border increases visibility, improving safety.

Contents:	Tiles (x6), Hi-Vis Edges (x18)
Overall Dimensions (6 tile):	1240 x 1825mm
Overall Dimensions (2 tile):	650 x 1240mm
Thickness:	10mm



C MCR0919
910 x 1980mm Anti-Fatigue Workshop Matting

Hard-wearing lightweight cushioned anti-fatigue matting. Provides insulation from cold concrete floors. Slip resistant patterned surface. Suitable for use in workshops, garages, kitchens, bars and gyms.

Size:	910 x 1980mm
Thickness:	8mm



D MIC1218
1200 x 1800mm Interlocking EVA Foam Workshop Mat Set

Hard-wearing anti-slip EVA foam matting suitable for use in the workshop and machine room. Provides fatigue relief and insulation from cold concrete floors. Interlocks to make any length in units of 600mm. End section edges to prevent damage.

Contents:	600 x 600mm Tiles (x6), Edges (x18)
Thickness:	11mm



E DRM01
450 x 750mm Rubber Disinfection Mat With Removable Polyester Carpet

Rubber mat with slip resistant base. Removable polyester carpet fits in the mat's ingress, can be easily cleaned or replaced. Mat capacity holds up to 1L of disinfectant. Suitable for indoor and outdoor use. Can be used before entrances of kitchens, farms, labs of agro-food manufacturing, poultry houses, hospitals, airports, schools, offices and any other areas requiring foot disinfection.

Size (W x L x D):	450 x 750 x 18mm
Disinfectant Capacity:	1L



F-G SEE BELOW
Ribbed Workshop Matting

Hard-wearing natural rubber with a slip resistant fluted surface. Provides insulation from cold concrete floors. Can be used on workbenches to help prevent damage to fragile parts and worktop.


Model No:	Size:	Thickness:
F MCR1025	1000 x 2500mm	3mm
G MCR10100	1000 x 10000mm	3mm



H MRM0915
1500 x 900mm Anti-Fatigue Workshop Matting

Hard-wearing rubber provides fatigue relief and insulation from cold concrete floors. Raised circular surface design for superior slip resistance. Moulded bevelled edge to reduce risk of tripping.

Size (L x W):	1500 x 900mm
Thickness:	14mm



I SEE BELOW
Vinyl Floor Tiles with Peel & Stick Backing Packs of 16

For full specification see page 1050.

Model No:	Type:
FT1B	Blue Treadplate Finish
FT1S	Silver Treadplate Finish
FT2B	Blue Coin Finish
FT2S	Silver Coin Finish

A-E SEE BELOW

Submersible Water Pumps

Manufactured from corrosion resistant materials with stainless steel motor case and Noryl® base cover. Available with or without automatic cut-out. Minimum water depth of just 20mm. Designed for clean water although these pumps will accept small particles up to 5mm. Suitable for the effective drainage of cellars, sinks, cisterns, baths and the general transfer of water.

LOW VOLTAGE SUBMERSIBLE TRANSFER PUMPS

For full details, see page 668.



	A	B	C	D	E
Model No:	WPC100	WPC100A	WPC150A	WPC235A	WPC250A
Cut-Out:	Manual	Automatic	Automatic	Automatic	Automatic
Outlet OD:	Ø32mm	Ø32mm	Ø32mm	Ø38mm	Ø38mm
Maximum Output/Min:	100L(22gal)	100L(22gal)	167L(36gal)	208L(45gal)	250L(55gal)
Maximum Head:	6m	6m	8m	8.5m	9.5m
Maximum Water Depth:	5m	5m	7m	7m	5m
Minimum Water Depth:	20mm	20mm	20mm	20mm	20mm
Maximum Particle Size:	5mm	5mm	5mm	5mm	5mm
Motor Power:	250W	250W	500W	750W	900W
Supply/Plug Type:	230V/3-Pin	230V/3-Pin	230V/3-Pin	230V/3-Pin	230V/3-Pin
Power Supply Cable Length:	10m	10m	10m	10m	10m



For Dirty Water

Auto Cut-Out

230V



STAINLESS STEEL

For Dirty Water

Auto Cut-Out

230V



STAINLESS STEEL

Auto Cut-Out

230V

H WPS225A 225L/min Automatic Stainless Submersible Dirty Water Pump

Manufactured from corrosion resistant materials with stainless steel body and motor case. Fitted with automatic cut-out. Minimum water depth of 30mm. Designed for operation in dense and dirty water. Suitable for the effective drainage of cellars, sinks, cisterns, baths and the general transfer of water and dense liquids.

I WPS250A 250L/min Automatic Stainless Submersible Clean Water Pump

Manufactured from corrosion resistant materials with stainless steel body and motor case. Fitted with automatic cut-out. Minimum water depth of 30mm. Designed for clean water although these pumps will accept small particles up to 5mm. Suitable for the effective drainage of cellars, sinks, cisterns, baths and the general transfer of water.

F-G SEE TABLE

Automatic Submersible Dirty Water Pumps

Manufactured from corrosion resistant materials with stainless steel motor case and Noryl® base cover. Fitted with automatic cut-out. Minimum water depth of 40mm. Designed for operation in dense and dirty water. Suitable for the effective drainage of cellars, sinks, cisterns, baths and the general transfer of water and dense liquids.

	F	G	H	I
Model No:	WPD133A	WPD235A	WPS225A	WPS250A
Cut-Out:	Automatic	Automatic	Automatic	Automatic
Outlet OD:	Ø32mm	Ø38mm	Ø38mm	Ø38mm
Maximum Output/Min:	133L(30gal)	217L(47gal)	225L(49gal)	250L(54gal)
Maximum Head:	5m	8m	7.5m	8m
Maximum Water Depth:	7m	7m	5m	7m
Minimum Water Depth:	40mm	40mm	30mm	30mm
Maximum Particle Size:	30mm	35mm	15mm	5mm
Motor Power:	400W	750W	750W	600W
Supply/Plug Type:	230V/3-Pin	230V/3-Pin	230V/3-Pin	230V/3-Pin
Power Supply Cable Length:	10m	10m	10m	10m



KEEP SAFE!

Always use RCD devices. See page 1181 for details.





A 7020L/hr
Auto Cut-Out
Low Level
230V

Minimum Water Depth 2mm

A WPL117A
117L/min Automatic Low Level 2mm Submersible Water Pump

Manufactured from corrosion resistant materials with stainless steel motor case and Noryl® base cover. Fitted with automatic cut-out. Puddle pump with minimum water depth of just 2mm makes this ideal for flood recovery. Designed for clean water although these pumps will accept small particles up to 5mm. Suitable for the effective drainage of cellars, sinks, cisterns, baths and the general transfer of water.

Cut-Out:	Automatic
Outlet:	Ø32mm
Maximum Output/Min:	117L(26gal)/min
Maximum Head:	8m
Minimum Water Depth:	2mm
Maximum Water Depth:	7m
Maximum Particle Size:	5mm
Motor Power:	400W
Supply/Plug Type:	230V/3-Pin
Power Supply Cable Length:	10m



B 3000L/hr
Auto Cut-Out
230V

B WPB50A
50L/min Submersible Water Butt Pump

Manufactured from corrosion resistant materials with a stainless steel motor case and Noryl® base cover. Ideal for pumping water straight from a water butt directly onto your garden. Supplied with a 2-piece aluminium swan neck extension pipe, adjustable flow control feature and snap on connector.

Cut-Out:	Automatic
Outlet:	19mm
Maximum Output/Min:	50L(13gal)/min
Maximum Head:	10m
Minimum Water Depth:	50mm
Maximum Water Depth:	5m
Maximum Particle Size:	0.5mm
Motor Power:	350W
Supply/Plug Type:	230V/3-Pin
Power Supply Cable Length:	14m



C 5580L/hr
55m Head
230V
9 STAGE PUMP
HIGH FLOW
STAINLESS STEEL

C WPW9355
9-Stage 55m Head Borehole/Deep Well Pump

Manufactured from high-impact stainless steel for added durability and corrosion resistance. Ideal for installing in traditional wells, clean water deposits, boreholes and garden irrigation systems. 9-Stage pump enables high flow rates, high heads and ensures a stable performance.

Cut-Out:	Manual
Outlet:	Ø38mm
Maximum Output/Min:	93L(20gal)/min
Maximum Head:	55m
Number of Stages:	9
Motor Power:	1000W
Supply/Plug Type:	230V/3-Pin
Power Supply Cable Length:	22m




D 10m

D SEE BELOW
10m Layflat Water Hoses

High quality PVC hose reinforced with synthetic fibres. Suitable for water discharge only.

Model No:	Length:	Hose Diameter:
LFH1025	10m	Ø25mm
LFH1032	10m	Ø32mm
LFH1038	10m	Ø38mm
LFH1050	10m	Ø50mm



E 5520L/hr
Auto Cut-Out
40m Head
230V
STAINLESS STEEL

E WPS92A
92L/min 40m Head Automatic Submersible Stainless Water Pump

Manufactured from corrosion resistant materials with stainless steel body and motor case. Maximum head of 40m makes this unit ideal for wells. Fitted with automatic cut-out. Minimum water depth of 32mm. Designed for clean water although these pumps will accept small particles up to 0.5mm. Suitable for the effective drainage of cellars, sinks, cisterns, baths and the general transfer of water.

Cut-Out:	Automatic
Outlet:	Ø32mm
Maximum Output/Min:	92L(20gal)/min
Maximum Head:	40m
Minimum Water Depth:	32mm
Maximum Water Depth:	7m
Maximum Particle Size:	0.5mm
Motor Power:	1000W
Supply/Plug Type:	230V/3-Pin
Power Supply Cable Length:	10m

A

600L/min



A EWP050

Ø50mm Water Pump 7hp Petrol

Economically designed petrol powered water pump with recoil starting. Suitable for on site applications where mains power supply is not available. Featuring Ø50mm inlet/outlet with 28m pumping head, offering a high flow rate up to 600L/min of water. Fitted onto frame with high-density rubber shock absorbers, frame also aids with protection from accidental damage.

Motor Power:	7hp
Motor Type:	4-Stroke/Unleaded
Inlet Diameter:	Ø50mm
Outlet Diameter:	Ø50mm
Maximum Output/Min:	600L
Maximum Head:	28m
Maximum Suction Head:	8m
Maximum Tank Capacity:	3.6L
Noise Rating LwA:	99dB(A)
Dry Weight:	27kg
Dimensions:	477 x 385 x 420mm

B

3000L/hr

230V



C

3300L/hr

230V



B-C SEE RIGHT
Surface Mounting Water Pumps

Manufactured from high impact thermoplastic material or stainless steel for added durability. Suction pump suitable for drawing brackish water up to 8m. Model No. WPS062S includes a removable filter for easier maintenance.

Model No:	WPS060	WPS062S
Cut-Out:	Manual	Manual
Outlet:	1" BSP	1" BSP
Maximum Output/Min:	50L(11gal)	55L(12gal)
Maximum Head:	35m	38m
Maximum Suction Height:	8m	8m
Maximum Particle Size:	1mm	1mm
Motor Power:	650W	800W
Supply/Plug Type:	230V/3-Pin	230V/3-Pin
Power Supply Cable Length:	1m	1m

D

3000L/hr

Auto Cut-Out

230V



E

3300L/hr

Auto Cut-Out

230V

STAINLESS STEEL



D-E SEE RIGHT
Surface Mounting Booster Pumps

Manufactured from high impact thermoplastic material or stainless steel for added durability. Ideal for boosting or maintaining water pressure within the home or garden water supplies. Fitted with automatic pressure cut-off valve. Suitable for lifting water up to 8m.

Model No:	WPB050	WPB062S
Cut-Out:	Automatic	Automatic
Outlet:	1" BSP	1" BSP
Maximum Output/Min:	50L(11gal)	55L(12gal)
Maximum Head:	35m	38m
Maximum Suction Height:	8m	8m
Maximum Particle Size:	1mm	1mm
Motor Power:	600W	800W
Supply/Plug Type:	230V/3-Pin	230V/3-Pin
Power Supply Cable Length:	1m	1m

F



F EWP050SW

Ø50mm x 5m Solid Wall Suction Hose for EWP050

Solid wall hose for use on suction side of water pumps. For use with Model No. EWP050.

Length:	5m
Size ID/OD:	Ø50/60mm

G



G SEE BELOW

Solid Wall Suction Hoses

Solid wall hose for use on suction side of water pumps. Suitable for use with Model No. WPS060 Surface Mounting Water Pump.

Model No:	Length:	Size (ID/OD):
WPS060HS	4m	Ø25/30mm
WPS060HL	7m	Ø25/30mm

H

1L



I

2L



H-I SEE BELOW

Inlet Filters for Surface Mounting Pumps

High quality filters with a composite case. Includes a screw top lid to reveal the easy clean filter element. Ideal for fitting to Sealey and other brands of surface mounting pumps. Includes two female to male adaptors.

Model No:	Capacity:	Applications:
WPF1	1L	WPB050, WPS060
WPF2	2L	WPB050, WPS060, WPS062S, WPB062S

A-C SEE BELOW

Stainless Steel Submersible Pond Pump

Manufactured from stainless steel for added durability and corrosion resistance. Suitable for creating garden water features. They also provide the important functions of filtration and water circulation which are necessary to maintain healthy plant and fish life.



	A	B	C
Model No:	WPP1750S	WPP3000S	WPP3600S
Fountain Head Effects:	A(x2), B, C	A, B, C	A, B, C
Outlet Size OD:	Ø13mm	Ø13mm	Ø13mm
Maximum Output:	1750L(360gal)/hr	3000L(600gal)/hr	3600L(780gal)/hr
Maximum Head:	2.3m	3.2m	4m
Motor Power:	50W	85W	120W
Supply/Plug Type:	230V/3-Pin	230V/3-Pin	230V/3-Pin
Power Supply Cable Length:	10m	10m	10m

Fountain Head Effects



D RCD981 RCD Safety Adaptor 230V

Cuts power automatically if an imbalance is detected between live and neutral (caused by leakage to earth). In the event of general power failure the RCD will not automatically reset meaning anything plugged into it will not automatically restart. No wiring required – plugs straight into 13A socket. No need to remove from socket to reset unit.

Supply:	230V
Maximum Load:	3000W
Maximum Operating Current:	16A
Trip Speed:	50ms
Trip Current:	30mA

E PC477 77L Wet & Dry Industrial Vacuum Cleaner 2400W Stainless Steel Drum

High powered, lightweight industrial unit. Stainless steel drum with dual filtration system for superior performance. Features safety shut-off for wet operation. Trolley with swivel drum and two rear locking wheels for easy emptying plus front swivel castors for added manoeuvrability. Supplied with Ø38mm accessory kit, 5m cable with 3-pin plug, cloth and cartridge filters. Fitted with twin motors offering superior vacuuming power. Particularly suitable for industrial and commercial applications where extra capacity and power are required. Optional front mounting squeegee available.

Motor Power:	2 x 1200W
Supply/Plug Type:	230V/3-Pin
Power Supply Cable Length:	5m
Airflow:	174m ³ /hr
Drum Size:	77L
Weight:	39kg
Vacuum Accessories Diameter:	Ø38mm
Filter Type:	Cartridge, Cloth
Replacement Cartridge Filter:	PC477.PF
Replacement Cloth Filter Assembly:	PC477.CF
Optional Squeegee:	PC477AK1



A NEW



8L

A DST08
8L Dust Suppression Water Tank

Effective at suppressing dust while using cut-off saws, bench saws and floors saws in all working environments. Automatic pressure release valve stops pressure building higher than 3bar for optimum use. Includes 3m hose with quick release coupling.

B




14L

B DST14
14L Dust Suppression Water Tank

Effective at suppressing dust while using cut-off saws, bench saws and floor saws in all working environments. Automatic pressure release valve stops pressure building higher than 3bar for optimum use. Before use 20 full pumps will allow for 1-1½ minutes of operation. Includes attached strap for easy transportation, a 3m hose with quick release coupling and a spare set of washers.

C NEW



C FG001
Foam Gun for Expanding Foam Cartridges

A top quality metal gun for use with gun grade polyurethane expanding foams. Screws onto the canister for quick and easy application. Easy adjustable flow control. Stainless steel barrel and needle.

D NEW



26L

HEAVY DUTY

D SFT26H
26L Heavy-Duty Flexi Tub with Metal Handle - Black

Manufactured from heavy-duty polyethylene with a versatile, flexible construction. Ideal for a wide range of domestic and industrial applications.

Dimensions (W x D x H): 400 x 355 x 325mm
Base Size: Ø265mm

E



40L

HEAVY DUTY

E-H SEE BELOW
Heavy-Duty Flexi-Tubs

Manufactured from heavy-duty polyethylene with a versatile, flexible construction. Ideal for a wide range of domestic and industrial applications.

F-H

NEW



30L

40L

65L

HEAVY DUTY

	E	F	G	H
Model No:	SFT40Y	SFT30	SFT40	SFT65
Colour:	Yellow	Black	Black	Black
Maximum Capacity:	40L	30L	40L	65L
Dimensions (W x D x H):	520 x 450 x 345mm	470 x 425 x 275mm	485 x 460 x 380mm	630 x 550 x 380mm
Base Size:	Ø340mm	Ø360mm	Ø350mm	Ø440mm

I 65L



I WB65
65L Galvanized Wheelbarrow

Lightweight galvanized steel wheelbarrow ideal for a wide range of gardening and light construction applications, as well as general domestic use. Constructed with strong tubular steel frame and rubber gripped handles. Fitted with Ø340mm pneumatic tyre.

J 85L



J WB85
85L Wheelbarrow

Manufactured from heavy-duty composite material. Ideal for a wide range of gardening and light construction tasks as well as general domestic use. Constructed with strong tubular steel frame and rubber grip handles. Fitted with Ø405mm pneumatic tyre.

K NEW 100L



K WBR01
100L Heavy-Duty Wheelbarrow

Heavy-duty wheelbarrow ideal for construction as well as general domestic use. Our wheelbarrows use air filled pneumatic tyres, perfect for absorbing impact and are ideal for use on uneven surfaces and rough terrain. Constructed with strong tubular steel frame and rubber gripped handles. Wheel Size: Ø390mm.



3-3.6m Spread
16L Capacity
27kg Capacity

A SPB27W
27kg Lightweight Walk Behind Broadcast Spreader

Manufactured with a strong tubular steel frame and polypropylene dispensing hopper. Fitted with nylon gear and adjustable feed system. Sprays in 360° motion to cover a large area. Suitable for a variety of horticultural agents including grit, seed, salt, fertilizer and weedkiller.

Capacity (Weight):	27kg
Capacity (Volume):	16L
Spread:	3-3.6m
Weight:	5.5kg
Dimensions (W x D x H):	460 x 810 x 765mm



3-3.6m Spread
29L Capacity
37kg Capacity

B SPB37W
37kg Walk Behind Broadcast Spreader

Manufactured with a strong tubular steel frame and polypropylene dispensing hopper. Fitted with nylon gear, rain cover, pneumatic tyres and adjustable feed system. Includes hopper screen to ease spreader flow and filter out unwanted contaminants. Sprays in 360° motion to cover a large area. Suitable for a variety of horticultural agents including grit, seed, salt, fertilizer and weedkiller.

Capacity (Weight):	37kg
Capacity (Volume):	29L
Spread:	3-3.6m
Weight:	10.4kg
Dimensions (W x D x H):	535 x 940 x 820mm



3-3.6m Spread
60L Capacity
57kg Capacity

C SPB57W
57kg Walk Behind Broadcast Spreader

Manufactured with a strong tubular steel frame and polypropylene dispensing hopper. Fitted with nylon gear, rain cover, pneumatic tyres and adjustable feed system. Includes hopper screen to ease spreader flow and filter out unwanted contaminants. Sprays in 360° motion to cover a large area. Suitable for a variety of horticultural agents including grit, seed, salt, fertilizer and weedkiller.

Capacity (Weight):	57kg
Capacity (Volume):	60L
Spread:	3-3.6m
Weight:	17.6kg
Dimensions (W x D x H):	790 x 1060 x 890mm



3-3.6m Spread
29L Capacity
37kg Capacity

D SSB37W
37kg Walk Behind Stainless Steel Broadcast Salt Spreader

Manufactured with a strong tubular steel frame and polypropylene dispensing hopper. Features corrosion resistant stainless steel feed system ideal for spreading salt and grit. Fitted with nylon gear and adjustable feed system. Sprays in 360° motion to cover a large area. Suitable for a variety of horticultural agents including grit, seed, salt, fertilizer and weedkiller.

Capacity (Weight):	37kg
Capacity (Volume):	29L
Spread:	3-3.6m
Weight:	10.44kg
Dimensions (W x D x H):	550 x 940 x 860mm



3-3.6m Spread **60L Capacity** **57kg Capacity**



3-3.6m Spread **88L Capacity** **80kg Capacity**

E-F SEE BELOW
Tow Behind Broadcast Spreaders

Manufactured with a strong tubular steel frame and polypropylene dispensing hoppers. Pin hitch design attaches to ride-on lawnmowers, can be converted to ball hitch using Model No. TB36*. Fitted with aluminium gear, rain cover, pneumatic tyres and adjustable feed system. Includes hopper screen to ease spreader flow and filter out unwanted contaminants. Sprays in 360° motion to cover a large area. Suitable for a variety of horticultural agents including grit, seed, salt, fertilizer and weedkiller.

	E	F
Model No:	SPB57T	SPB80T
Capacity (Weight):	57kg	80kg
Capacity (Volume):	60L	88L
Spread:	3-3.6m	3-3.6m
Weight:	11.6kg	24kg
Dimensions (W x D x H):	680 x 980 x 790mm	880 x 1350 x 965mm

*Some modification may be required

A



1070mm Spread

80kg Capacity

80L Capacity

A SPD80T

80kg Tow Behind Drop Spreader

Manufactured with a strong tubular steel frame and polypropylene dispensing hopper. Pin hitch design attaches to ride-on lawnmowers, can be converted to ball hitch using Model No. TB36*. Fitted with pneumatic tyres and adjustable feed system. Designed to spread in a continuous line providing a more accurate application. Suitable for a variety of horticultural agents including grit, seed, salt, fertilizer and weedkiller.

Capacity (Weight):	80kg
Capacity (Volume):	80L
Spread:	1070mm
Weight:	19kg
Dimensions (W x D x H):	1350 x 910 x 550mm

*Some modification may be required

B



25L Capacity

27kg Capacity

560mm Spread

B SPD27W

27kg Walk Behind Drop Spreader

Manufactured with a strong tubular steel frame and polyethylene dispensing hopper. Fitted with adjustable feed system to control feed quantities. Designed to spread in a continuous line providing a more accurate application. Suitable for a variety of horticultural agents including grit, seed, salt, fertilizer and weedkiller.

Capacity (Weight):	27kg
Capacity (Volume):	25L
Spread:	560mm
Weight:	5kg
Dimensions (W x D x H):	740 x 810 x 775mm

C SSA2

Single Nozzle Broadcast Lance

Single broadcast lance provides a wide 4.3m spray pattern. Suitable for use with Model No. SS37 (see below). Supplied with polyvinyl hose and all mounting equipment. Also suitable as replacement broadcast nozzle for Model No's SS60 and SS98 (see below).

Maximum Spray Reach:	4.3m
Applications:	SS37, SS60, SS98

C



D



37L 12V

D SS37

37L 12V Spot Sprayer

Spot sprayer suitable for attaching to most all-terrain vehicles. Powered by 12V battery or connected via 12V supply on ATV/Quad Bikes. Quiet running diaphragm pump is pressure activated, producing a smooth flow from the tank. Supplied with trigger operated lance providing controlled application. Features remote operated on/off switch and battery clips. Tank is manufactured using chemical resistant material and is fitted with tank drainage spout. Tank also features extra-thick walls and is UV-stabilized to prevent fading. Suitable for use with a variety of different agents including weedkiller, de-icer and for spraying fertilizer.

Tank Capacity:	37L
Maximum Flow Rate:	3.8L/min
Maximum Pressure:	40psi
Maximum Spray Reach:	4.3m
Hose Length:	4.5m
Dimensions (W x D x H):	711 x 305 x 279mm
Weight:	4.1kg

E



60L 12V

E-F SEE BELOW

12V Spot/Broadcast Sprayers

Spot/broadcast sprayers supplied with tie down straps to attach to most all terrain vehicles. Powered by 12V battery or connected via 12V supply on ATV/Quad Bikes. Quiet running diaphragm pump is pressure activated producing a smooth flow from the tank. Supplied with trigger operated lance providing controlled application and broadcast lance for hands-free operation. Features remote operated on/off switch and battery clips. Tank is manufactured using chemical resistant material and is fitted with tank drainage spout for draining unwanted contents. Tank also features extra-thick walls and is UV-stabilized to prevent fading. Suitable for use with a variety of different agents including weedkiller, de-icer and for spraying fertilizer.

E	F
Model No:	SS60 SS98
Tank Capacity:	60L 98L
Maximum Flow Rate:	8.3L/min 8.3L/min
Maximum Pressure:	70psi 70psi
Maximum Spray Reach:	4.3m 4.3m
Hose Length:	4.5m 4.5m
Dimensions (W x D x H):	864 x 368 x 419mm 864 x 368 x 622mm
Weight:	8.4kg 9.9kg

F



98L 12V

A-C NEW



A-C SEE BELOW

Coal Shovels

Coal shovel range comes in sizes 4", 6" and 8". Ideal for removing hot ashes or coals from fireplaces or wood stoves.

	A	B	C
Model No:	SS07	SS08	SS09
Blade Size:	4"	6"	8"
Length:	330mm	410mm	370mm
Handle:	228mm	185mm	228mm

D



D SS03 590mm Folding Shovel


Manufactured with a strong nylon handle and solid carbon steel head, powder coated for resistance to corrosion. Ideal for use in adverse weather conditions. Lightweight and durable design featuring twist-and-tighten locking system for easy assembly. Supplied in pouch for easy storage.

Length (Folded):	240mm
Length (Unfolded):	590mm
Blade Size:	155 x 220mm

E

HEAVY DUTY

800mm



E VTR02 800mm Vehicle Traction Track

Heavy-duty vehicle traction track designed to prevent wheels spinning on snow, sand and mud. Flexible PVC design allows track to sit smooth against uneven surfaces. Fitted with galvanized steel cable and deep ribbed slatted cleats providing maximum grip. Each track can support a maximum safe working load of 3.5 Tonne. Supplied as singles in canvas storage pouch.

Length:	800mm
Width:	220mm
Safe Working Load:	3.5 Tonne

F

HEAVY DUTY



G

HEAVY DUTY



F-G SEE BELOW

General-Purpose Shovels with 900mm Handle

Heavy-duty spark-free shovels with YD handle. Large 365 x 470mm composite head ideal for use with snow, wood chips, compost, grain and debris.

	F	G
Model No:	SS01	SS02
Length:	1370mm	1370mm
Handle:	900mm	900mm
Shaft Type:	Metal	Hardwood
Blade Size:	365 x 470mm	365 x 470mm

H

NEW

HEAVY DUTY



H SS10 General-Purpose Polypropylene Shovel with 690mm Handle

Heavy duty one-piece polypropylene shovel with extra wide blade and D-shaped handle for comfort during use. Ideal for use with wood chips, sand, snow, grain, stable/farm waste and compost.

Length:	1100mm
Handle:	690mm
Shaft Type:	Polypropylene
Blade Size:	330 x 460mm

I



I SH710 Shovel with 710mm Handle

Tough, pressed carbon steel shovel head tempered for extra strength.

Length:	1020mm
Handle:	710mm
Shaft Type:	Hardwood Ash
Blade Size:	340 x 260mm



A-B SEE BELOW

Snow Shovels

Lightweight and durable shovels with forged metal shaft and YD handle. Ideal for use in adverse weather conditions.

	A	B
Model No:	SS05	SS06
Length:	1360mm	1440mm
Blade Size:	395 x 310mm	545 x 380mm

C NEW



C SFS01

1200mm Long Handled Fencing Spade

Professional carbon steel fencing spade designed for digging post holes. Overall size of 1.5m helps to reduce back strain and offers long reach for added depth. Spade is very versatile and can break all ground types and chop through roots.

Length:	1500mm
Handle:	1200mm
Blade Sizes:	300 x 120mm Bottom, 300 x 170mm Top




110L Capacity

D GB01

110L Grit & Salt Storage Box

Manufactured from hard-wearing polyethylene. Ideal for indoor and outdoor storage of grit, sand and salt. Angled lid forces water to run off, keeping contents dry. Features large opening for easy-access.

Dimensions (W x D x H):	650 x 500 x 570mm
Weight:	8kg



G

75L Capacity



G GB04

75L Grit/Salt Mobile Storage Cart

Manufactured from hard-wearing chemical and weather resistant polyethylene. Features a 75L capacity storage tank ideal for a variety of materials including grit, salt, sand, logs and oil absorbents. Fitted with composite wheels and ergonomic handle for easy manoeuvrability. Large clip securely holds lid open to provide easy-access. Angled lid forces water to run off, keeping contents dry.

Dimensions (W x D x H):	435 x 590 x 1070mm
Weight:	11kg



130L Capacity



200L Capacity

E-F SEE BELOW

Grit & Salt Storage Boxes

Manufactured from hard-wearing polyethylene. Ideal for indoor and outdoor storage of grit, sand and salt. Angled lid forces water to run off, keeping contents dry. Features large opening for easy-access. Compatible with most pallet trucks.

	E	F
Model No:	GB02	GB03
Capacity:	130L	200L
Dimensions (W x D x H):	850 x 500 x 750mm	1005 x 590 x 855mm
Weight:	12kg	16kg

A LS450H

Horizontal Foot Operated Log Splitter

Heavy-duty steel construction with adjustable foot pedal, splits firewood easily with each step on the foot pedal exerting a splitting force of up to 1.2 Tonne. Minor assembly required. Folds down for easy storage.

Maximum Log Diameter:	Ø250mm
Maximum Log Length:	450mm
Maximum Load Pressure:	1.2 Tonne
Overall Size (W x D x H):	370 x 835 x 520mm
Weight:	9.5kg

A

1.2 Tonne



B

HEAVY DUTY



B LC300ST

Heavy-Duty Log Stand Ø230mm Capacity

Easy to assemble and safe to use. Folds down flat for storage and transportation. Holds logs up to Ø230mm. Compatible with chainsaw use for ease and safety.

Overall Size Open (W x D x H):	440 x 480 x 930mm
Overall Size Folded (W x D x H):	440 x 90 x 690mm
Maximum Log Diameter:	Ø230mm
Weight:	10.3kg

C



C

NEW



C PHA100

2-Stroke Petrol Earth Auger

Drills holes up to 800mm deep and 200mm wide, ideal for seating trees, garden posts and fence supports into the ground. 52cc 2hp Petrol motor. Three different diameter bore sizes - Ø100, 150 or 200mm. Twin ergonomic handles for comfort and ease of use (by one or two people). Auger brake automatically stops the bit from turning if hard underground impediment is hit.

Engine Type:	Single Cylinder Air Cooled 2-Stroke
Engine Capacity:	52cc
Fuel Tank:	2-Stroke 25:1 (1.2L)
Fuel Consumption:	0.85L/hr 850g/hr
Max Engine Speed:	8500rpm
Maximum Power:	2hp 7500rpm
Maximum Torque:	1.85Nm
Noise Rating:	116dB(A) Guaranteed value
Vibration/Uncertainty (Idling):	5,948m/s ² (main handle), 6,812m/s ² (auxiliary handle), K=1.5m/s ²
Vibration/Uncertainty (Racing):	20,520m/s ² (main handle), 20,984m/s ² (auxiliary handle), K=1.5m/s ²
Weight:	9kg (without auger bit)

D



Ø100mm



D PPD100

Ø100mm 2-Stroke Petrol Post Driver

Heavy-duty and easy-to-use post driver, designed to knock posts up to Ø100mm diameter in to the ground. Powered by a lightweight, compact and powerful 2-stroke 52cc air cooled single cylinder engine. Recoil start and a fuel capacity of 1.3L. Supplied with three sets of post rings: 20 x Ø49mm, 50 x Ø69mm, 70 x Ø100mm, allowing the machine to be used with a wide range of diameter posts. Supplied complete with storage case with integral wheels for ease of transport, as well as full tool kit and fuel mixing container.

Weight:	30.1kg
---------	--------

A

370mm
4 Tonne



230V

B

520mm
5 Tonne



230V

A-B SEE TABLE

Log Splitters

Safe and easy way to split logs, offering continuous sizing. Splits logs almost instantly upon contact, keeping labour and work time to a minimum. Features mesh cage and a two-hand operation push-button and lever for safe operation. Supplied with wheels for easy manoeuvrability. Optional Stand Model No. LS520HST available separately (see table).

	A	B
Model No:	LS370H	LS520H
Maximum Log Diameter:	Ø250mm	Ø250mm
Maximum Log Length:	370mm	520mm
Maximum Load Pressure:	4 Tonne	5 Tonne
Motor Power:	1500W	2200W
Supply/Plug Type:	230V/3-Pin	230V/3-Pin
Power Supply Cable Length:	1.8m	1.8m
Overall Size (W x D x H):	750 x 250 x 420mm	940 x 270 x 510mm
Weight:	37kg	42kg

C



C LS520HST

Horizontal Log Splitter Stand for LS370H & LS520H

Powder coated steel frame for added longevity. Suitable for use with both Sealey Model No's LS370H and LS520H Log Splitters. Safely elevates log splitter to a more ergonomically suitable working height allowing its use without the need to bend down. Either log splitter, once mounted on the stand, can have its wheels transferred to the stand for easy manoeuvrability.

Height (without Log Splitter):	740mm
Height (with Model No. LS370H):	1160mm
Height (with Model No. LS520H):	1250mm
Weight:	7kg

D



550mm

6 Tonne

230V



D LS550V

6 Tonne Vertical Type Log Splitter 550mm Capacity

Safe and easy way to split logs, offering continuous sizing and up to 6 Tonne of pressure. Adjustable wedge allows workpiece to be as near to wedge as possible minimising splitting time. Features a two-hand safety operation, twin pull-in and push-down levers. Fitted with new CE standard guard.

Tier Log Lengths:	100-550mm
Maximum Log Diameter:	Ø300mm
Minimum Log Diameter:	Ø80mm
Vertical Ram Travel:	495mm
Minimum Log Length:	100mm
Maximum Load Pressure:	6 Tonne
Motor Power:	3000W
Supply/Plug Type:	230V/3-Pin
Power Supply Cable Length:	1.8m
Overall Size (W x D x H):	915 x 840 x 1495mm
Weight:	98.2kg

A NEW

SV20 SERIES

400W

Bar Length 25cm



D NEW

SV20 SERIES



E

SV20 SERIES



H

SV20 SERIES



K

SV20 SERIES



SV20 SERIES ONE-BATTERY-FITS-ALL

For full details of these products, and to view the rest of the SV20 Series One-Battery-Fits-All range, see pages 844 to 872.

A-C SEE BELOW

SV20 Series 25cm Cordless Chainsaw - 20V

Model No:	Type:	Contents:
A CP20VCHS	Body Only	Chainsaw
B CP20VCHSKIT1	Kit	CP20VCHS - Chainsaw CP20VBP4 - 4Ah Battery CP20VMC - Battery Charger CP1200CB - Canvas Storage Bag
C CP20VCHSKIT	Kit	CP20VCHS - Chainsaw CP20VBP4 - 4Ah Battery (x2) CP20VMC - Battery Charger CP1200CB - Canvas Storage Bag

D CP20VTP02

SV20 Series 20cm Telescopic Cordless Chainsaw Kit - 20V

Model No:	Type:	Contents:
D CP20VTP02	Kit	CP20VPSH - Chainsaw CP20VTP - Telescopic Pole CP20VBP4 - 4Ah Battery CP20VMC - Battery Charger

E-G SEE BELOW

SV20 Series Cordless Leaf Blower - 20V

Model No:	Type:	Contents:
E CB20V	Body Only	Leaf Blower
F CB20VCOMBO2	Kit	CB20V - Leaf Blower CP20VBP2 - 2Ah Battery CP20VMC - Battery Charger
G CB20VCOMBO4	Kit	CB20V - Leaf Blower CP20VBP4 - 4Ah Battery CP20VMC - Battery Charger

H-J SEE BELOW

SV20 Series 520mm Cordless Hedge Trimmer - 20V

Model No:	Type:	Contents:
H CHT20V	Body Only	Hedge Trimmer
I CHT20VCOMBO2	Kit	CHT20V - Hedge Trimmer CP20VBP2 - 2Ah Battery CP20VMC - Battery Charger
J CHT20VCOMBO4	Kit	CHT20V - Hedge Trimmer CP20VBP4 - 4Ah Battery CP20VMC - Battery Charger

K-M SEE BELOW

SV20 Series Cordless Strimmer - 20V

Model No:	Type:	Contents:
K CS20V	Body Only	Strimmer
L CS20VCOMBO2	Kit	CS20V - Strimmer CP20VBP2 - 2Ah Battery CP20VMC - Battery Charger
M CS20VCOMBO4	Kit	CS20V - Strimmer CP20VBP4 - 4Ah Battery CP20VMC - Battery Charger

Kit contents as listed above and opposite.



CP20VBP2



CP20VMC



CP1200CB



CP20VBP4



A SS1
1.5L Hand Pressure Sprayer
 Ideal for spraying a wide variety of fluids including water, herbicides, pesticides, insecticides, fungicides and solvent-free preservative treatments. Features ergonomic handle and pressure relief valve. Fitted with adjustable nozzle to switch between mist and jet settings.

B-C SEE BELOW
Pressure Sprayers
 Ideal for spraying a wide variety of fluids including water, herbicides, pesticides, insecticides, fungicides and solvent-free preservative treatments. Metal lance with adjustable nozzle which can be switched between mist and jet settings. Fitted with adjustable shoulder strap and pressure relief valve.

	B	C
Model No:	SS2	SS3
Capacity:	5L	8L

D SS4
16L Backpack Sprayer
 Designed for extensive use around the garden, greenhouse and vegetable plots. Suitable for use with most garden chemicals including pesticides, herbicides and solvent-free preservatives. Manufactured from heavy-duty polypropylene. Supplied with four interchangeable spray nozzles and lockable trigger designed for extended use. Features adjustable double padded shoulder straps and large filler cap with integral filter.



E-G SEE RIGHT
SV20 Series 15L Cordless Garden Backpack Sprayer - 20V
 Cordless 20V backpack garden sprayer. This sprayer does not require manual pressing which makes it easy and practical to use. Supplied with three different nozzles to meet different needs and an auto-cut-off function. This backpack sprayer can be used for sterilization, disinfection, weed killing as well as watering flowers and spraying water. It has an added filter to prevent larger particles clogging the machine. With strong durable back straps to ensure comfort when worn. 15L fluid tank with a lance holder clip. Spraying lance including hose is 1.96m.

Tank Capacity:	15L
Hose Length:	800mm
Maximum Pressure:	1.6bar
Maximum Flow Rate:	1.3L/min
Dimensions (W x D x H):	315 x 320 x 580mm
Body Only Weight:	4.5kg




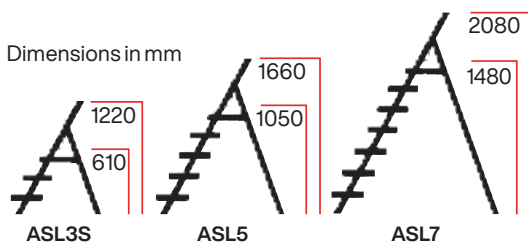
Model No:	Type:	Contents:
E CP20VGBS	Body Only	Backpack Sprayer
F CP20VGBSKIT1	Kit	CP20VGBS - Backpack Sprayer CP20VBP2 - 2Ah Battery CP20VMC - Battery Charger CP1200CB - Canvas Storage Bag
G CP20VGBSKIT	Kit	CP20VGBS - Backpack Sprayer CP20VBP2 - 2Ah Battery CP20VBP4 - 4Ah Battery CP20VMC - Battery Charger CP1200CB - Canvas Storage Bag

A-C SEE BELOW

Trade Aluminium Step Ladders EN 131

EN 131 Approved aluminium step ladders with 150kg capacity. Durable lightweight anodised aluminium alloy frame. Deep non-slip steps and wide platform with safety rail allow plenty of leg room for safe standing. Ribbed feet give full floor contact for extra stability.

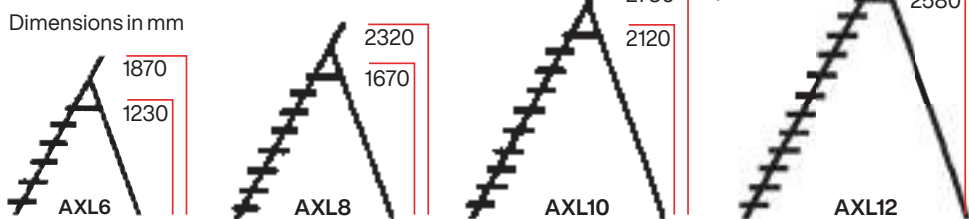
	A	B	C
Model No:	ASL3S	ASL5	ASL7
Treads:	3	5	7
Weight:	3.7kg	4.7kg	7.3kg
Base Width:	415mm	440mm	520mm
Max. Capacity:	150kg	150kg	150kg
Safe Rail Height:	1220mm	1660mm	2080mm
Platform Height:	610mm	1050mm	1480mm



150kg Capacity
Certified to BS EN 131



175kg Capacity
BS 2037 Class 1



D-G SEE BELOW

Industrial Aluminium Step Ladders BS 2037

BS 2037 Class 1 certified professional industrial aluminium platform steps. Rigid box section aluminium with heavy-duty cross brace for extra strength and stability. Double riveted extra-large non-slip treads. Wide platform and high safety rail allow plenty of leg room for safe standing.

	D	E	F	G
Model No:	AXL6	AXL8	AXL10	AXL12
Treads:	6	8	10	12
Weight:	6kg	7.25kg	8.8kg	9.8kg
Base Width:	480mm	510mm	560mm	630mm
Max. Capacity:	175kg	175kg	175kg	175kg
Safe Rail Height:	1870mm	2320mm	2730mm	3190mm
Platform Height:	1230mm	1670mm	2120mm	2580mm

IMPORTANT NOTE

There are three standards for ladders in the UK, Class 1, 2 and 3. EN 131 replaced BS 2037 Class 2. Confusion arises with the term 'duty rating', which British Standards arrive at through consideration of frequency and general conditions of use. For consistency we quote maximum static vertical load figures for all our ladders. We only offer trade and industrial ladders. See table to the right for clarification.

Class	Type	Standard	Max. Static Vertical Load	Duty Rating
Class 1	Industrial	BS 2037	175kg	130kg
Class 2	Trade	EN 131	150kg	n/a
Class 3	Domestic	BS 2037	125kg	95kg

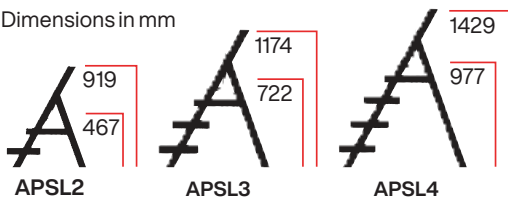
A-C SEE BELOW

Trade Aluminium Professional Fold-Flat Step Ladders EN 14183

EN 14183 Approved 150kg capacity step ladders professionally manufactured with brushed aluminium frames. Features large steps fitted with anti-slip rubber inserts and a large top step for added stability when working at height. Ladders fold down flat for easy storage and transportation. Fitted with four rubber feet for added stability.

	A	B	C
Model No:	APSL2	APSL3	APSL4
Treads:	2	3	4
Safe Rail Height:	919mm	1174mm	1429mm
Platform Height:	467mm	722mm	977mm
Platform Size:	313 x 228mm	313 x 228mm	313 x 228mm
Max. Capacity:	150kg	150kg	150kg

Dimensions in mm




D-F SEE BELOW

Aluminium Extension Combination Ladders EN 131

Aluminium extension ladders manufactured to EN 131 standards. Ideal for the tradesman, these ladders can be used as a 2-Section or 3-Section extension and as a single ladder, which is ideal for 2-person use. Can be used as a step and extension step ladder where stability and height are needed. Compact size for easy handling and storage. Two larger models suitable to extend up to the apex of a house.

	D	E	F
Model No:	ACL307	ACL3	ACL312
Min. Height:	2m	2.6m	3.4m
Max. Extension:	4.2m	5.9m	7.9m
Max. Reach:	5.1m	6.8m	8.8m
Max. Capacity:	150kg	150kg	150kg
Weight:	9.8kg	12.2kg	16.5kg



Health and Safety Executive



KEEP SAFE

Most ladder accidents are caused by human error, not by the ladder failing. The HSE website contains useful information including brochures enabling you to keep safe whilst working with ladders. Go online today to ensure you are safe at work or at home www.hse.gov.uk.




150kg Capacity
BS 14975

A LFT03
3-Section Loft Ladder

Aluminium loft ladder manufactured to BS 14975:2006. Supplied with hand rail and all fixing components for quick and easy installation. 3-Section design enables ladder to fit in smaller areas than standard 2-section ladders.

Loft Opening (W x L):	432 x 508mm
Maximum Height:	3m
Loft Clearance:	1050mm
Maximum Capacity:	150kg



E SLC2
Ladder Roof Rack Clamps

Universal fitment for roof racks providing a safe and easy way to secure ladders. Corrosion resistant finish. Suitable for trades where ladders need to be transported safely for on site applications. Supplied with two heavy-duty iron padlocks for security. Made in the UK.


Maximum Width:	365mm
-----------------------	-------



B LAD002
Ladder Stand-Off

Aluminium framed stand-off, fits to any ladder. Offers superb stability at the top of a ladder with a wide span of 1000mm. Positions ladder 360mm away from work area. Fitted with rubber feet to help prevent slipping. Supplied with easy installation instructions.

Span Width:	1000mm
Stand-Off:	360mm



F LAD001
Ladder Stabiliser

Safe and easy way to stabilise your ladder on even or uneven surfaces. Yellow phosphate finish for added corrosion resistance. Suitable for trades where ladders need to be used for on site applications. Features heavy-duty metal feet fitted with non-slip rubber pads for added grip and four eyelets for pegging to ground (pegs not included). Tray is adjustable for angle and includes an integral tie down to secure ladder. Increases ladder footprint from 26cm² to 3097cm². Made in the UK.

Ladder Tray (W x D):	500 x 125mm
Overall Size (W x D x H):	605 x 515 x 112mm



C LAD004
2-Way Ladder Stand-Off

Heat treated aluminium framed ladder stand-off improves stability and fits to any ladder. The "V" Type design can be used on flat surfaces, corners or over down pipes. Fitted with rubber feet to prevent slipping and positions ladder 250-400mm away from wall. Quick and easy to assemble.

Span Width:	700mm
Stand-Off:	250-400mm
Maximum Capacity:	110kg



D ASLM1
Anti-Slip Ladder Mat

Manufactured from a hard-wearing rubber compound, which grips on the smoothest of surfaces. Prevents ladders from slipping and/or sinking into soft ground during use. Helps protect flooring on delicate surfaces. Overall width of 960mm makes this suitable for use with all popular ladders.

Size (W x D x H):	960 x 240 x 55mm
Weight:	5.68kg



G LAD003
Ladder Roof Hooks

Safe and easy way to access a roof with your ladder. Lightweight aluminium design. Suitable for trades where ladders need to be used for on site applications. Features non-slip composite wheels and 'r'-shape hooks with anti-slip rubber feet. Made in the UK.

Maximum Capacity:	150kg
--------------------------	-------

A-C SEE BELOW

Trade Fibreglass Step Ladders EN 131

Heavy-duty fibreglass sides with slip resistant aluminium treads. Locking brace bars and anti-slip feet for added stability. Lightweight steps are non-conductive and ideal for site work. Certified to EN 131 standards.

	A	B	C
Model No:	FSL5	FSL7	FSL10
Treads:	4	6	9
Height:	1.4m	1.95m	2.75m
Maximum Capacity:	150kg	150kg	150kg
Weight:	5.7kg	7.6kg	10.6kg

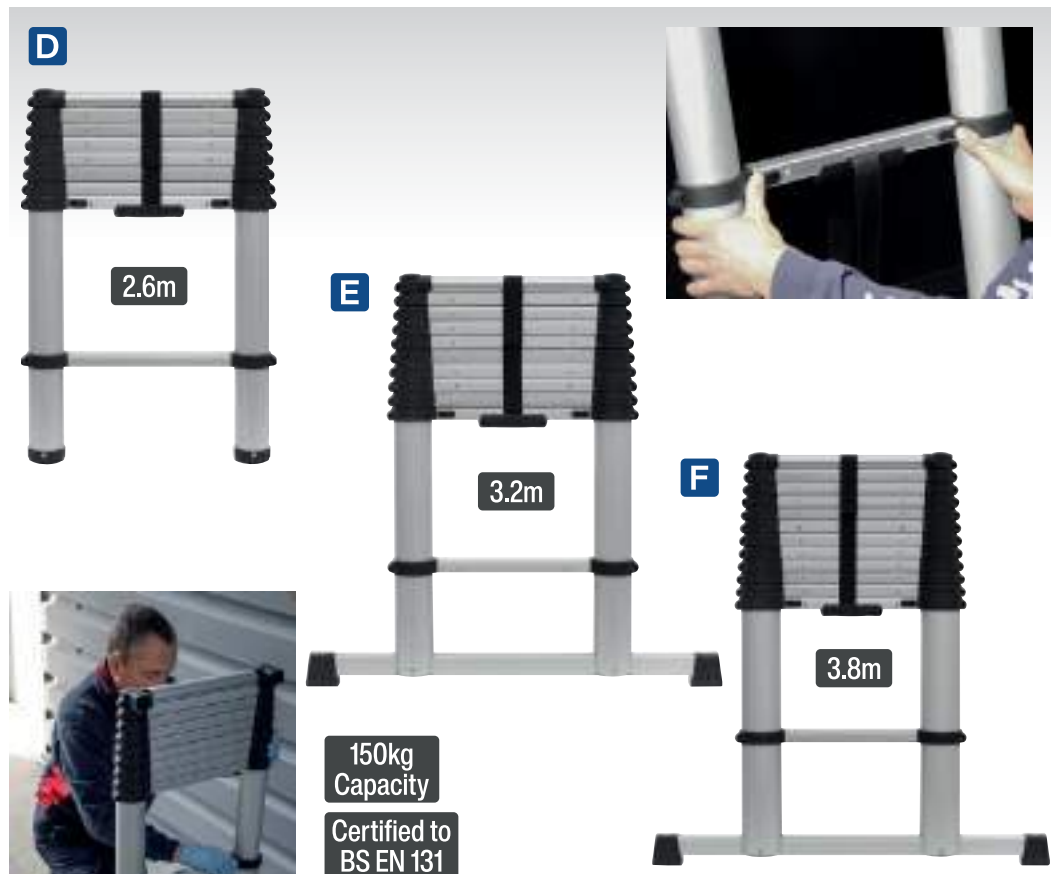


Important Note: Check how many steps you are paying for. We only state the number you can use, the top tread is not for standing on but many companies still quote this figure.

D-F SEE BELOW

Trade Aluminium Telescopic Ladders EN 131

Extends and locks rung-by-rung allowing use at multiple heights. Innovative air dampened function ensures user safety while ladder is lowered. Easy storage and transportation make these ideal for surveyors, tradesmen and domestic use. Lightweight, corrosion resistant aluminium frame. Rubber feet offer increased stability while in use. Manufactured to EN 131 with 150kg capacity.



150kg Capacity
Certified to BS EN 131

	D	E	F
Model No:	ATL09	ATL11	ATL13
Treads:	9	11	13
Minimum Height:	720mm	820mm	910mm
Maximum Height:	2630mm	3270mm	3810mm
Maximum Capacity:	150kg	150kg	150kg
Weight:	8kg	11.3kg	14.5kg

A AFPL1

4-Way Trade Aluminium Folding Platform Ladder EN 131

EN 131 Certified 4-way, 4-section, aluminium ladder. Six robust auto-latching locking hinges allow for multi-positioning. Can be used as a platform, straight ladder, step ladder or offset ladder. Extra safety provided by 12 reinforced rungs and stabiliser feet. Fitted with extendable legs providing increased climbing height. Supplied with metal platform to use in platform/scaffold position.

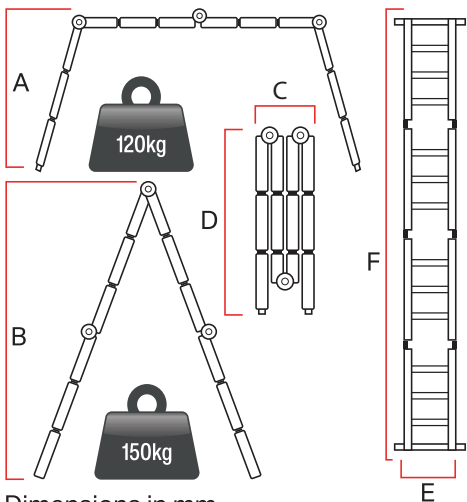
A:	B:	C:	D:	E:	F:	Weight:
970	1730	260	970	610	3530mm	12.4kg

B AFPL2

4-Way Aluminium Adjustable Height Folding Platform Ladder EN 131

EN 131 Certified 4-way, 4-section, aluminium ladder. Six robust auto-latching locking hinges allow for multi-positioning. Can be used as a platform, straight ladder, step ladder or offset ladder. Extra safety provided by 12 reinforced rungs and stabiliser feet. Fitted with extendable legs providing increased climbing height. Supplied with metal platform to use in platform/scaffold position.

A:	B:	C:	D:	E:	F:	Weight:
650/910	1380/1645	340	910	730	2480/3370mm	14.5kg




Dimensions in mm.

C AFPL3

4-Way Trade Aluminium Adjustable Height Telescopic Ladder EN 131

EN 131 Certified 4-way, 4-section, aluminium ladder. Can be used as a straight ladder, step ladder, offset ladder and extension ladder. Fitted with two robust auto-latching locking hinges for multi-positioning. Features extendable legs providing increased climbing height.

Treads:	16
Folded Depth:	190mm
Folded Height:	1405mm
Width:	600mm
Step Ladder Height	
Minimum/Maximum:	1320/2200mm
Offset Ladder Height	
Minimum/Maximum:	1400/2000mm
Extension Ladder Height	
Minimum/Maximum:	2720/4550mm
Maximum Capacity:	150kg
Weight:	15.6kg



AFPL1 supplied with platform.



AFPL2 supplied with platform.





A APS2E

2-Tread Aluminium Folding Platform EN 131

EN 131 Approved folding and portable aluminium platform with 150kg capacity. Large, ribbed non-slip platform and treads for safe and easy manoeuvrability. Durable aluminium alloy frame with ribbed feet provides extra stability. Safety locking catches on legs. Folds flat for easy storage and transportation.

Platform Size (W x D):	800 x 300mm
Dimensions (W x D x H):	1250 x 400 x 605mm
Maximum Capacity:	150kg
Weight:	5.6kg



B APS2

2-Tread Trade Aluminium Folding Platform EN 14183

EN 14183 Approved folding and portable aluminium platform with 150kg capacity. Large, ribbed non-slip platform and treads for safe and easy manoeuvrability. Durable aluminium alloy frame with ribbed feet provides extra stability. Safety locking catches on legs. Folds flat for easy storage and transportation.

Platform Size (W x D):	950 x 300mm
Dimensions (W x D x H):	1280 x 495 x 500mm
Maximum Capacity:	150kg
Weight:	7.2kg

C KS5

Heavy-Duty Platform Safety Step

Robust, lightweight platform safety step featuring a large 390 x 390mm step surface area. Features 4-way access and anti-slip strips to aid stability when in use. Fitted with four non-slip pads on each corner to prevent movement when in use. Unit is brightly coloured and due to its angled design will not tip over, even when weight is on the edges making this model safe to work on.

Top Step Size:	390 x 390mm
Base Size:	505 x 505mm
Step Heights:	200, 380mm
Maximum Capacity:	150kg



D-E

150kg Capacity
EN 14183



D-E SEE BELOW

Trade Step Stools EN 14183

EN 14183 Approved steps with 150kg capacity tubular metal construction with composite feet for added stability. Features large anti-slip treads. Foam cushioned hand rail for added comfort. Also suitable as a stool. Folds flat for easy storage and transportation.

	D	E
Model No:	ASL2	ASL23
Treads:	2	3
Top Step Height:	460mm	710mm
Floor Area:	570 x 480mm	640 x 480mm
Maximum Capacity:	150kg	150kg



F-H SEE BELOW
Kick-Steps

Heavy-duty construction with non-slip surface. Three spring-loaded wheels allow steps to glide over floor, yet sit down firmly on rubber stops when load is applied.

	F	G	H
Model No:	KS2	KS1	KS4
Material:	Composite	Steel	Composite
Step Heights:	220, 420mm	220, 430mm	210, 430mm
Base Size:	Ø440mm	Ø440mm	Ø430mm
Maximum Capacity:	150kg	150kg	150kg

A SEE BELOW

Warehouse Steps

Heavy-duty warehouse steps manufactured from industrial strength aluminium. Fitted with non-slip treads, safety hand rails and cross braced frame for added strength and stability. Features large chequered top platform for extra grip and polyurethane wheels for easy manoeuvrability. Maximum capacity 150kg. Model No's WS8-WS14 supplied flat packed. These products are delivered directly from our factory.



A



150kg Capacity



Model No:	Treads:	Platform Height:	Overall Height:	Overall Width:	Overall Depth:	Maximum Capacity:	Weight:
WS5	5	1220mm	1880mm	530mm	1070mm	150kg	11.3kg
WS6	6	1450mm	2060mm	560mm	1190mm	150kg	12.7kg
WS7	7	1700mm	2310mm	580mm	1300mm	150kg	14.5kg
WS8	8	1940mm	2540mm	610mm	1470mm	150kg	15.9kg
WS10	10	2410mm	3050mm	660mm	1800mm	150kg	20kg
WS12	12	2900mm	3580mm	710mm	2130mm	150kg	23.6kg
WS14	14	3400mm	4060mm	760mm	2540mm	150kg	26.8kg



These products are manufactured to order and, due to the size, are delivered direct from our factory to all areas within the UK mainland.

Please allow 35-40 working days for delivery and provide the full address, postcode, contact and telephone number for the place of delivery.

Please be aware that additional carriage charges will apply to Scottish postcodes which are **NOT** AB, DD, DG, EH, FK, G, KA, KY, ML & TD for WS models and ALL Scottish postcodes for MSS models.

Please call PURCHASING initially for an individual carriage quote where additional carriage will apply.

For both WS and MSS models deliveries to Northern Ireland, Republic of Ireland, Isle of Man, Isle of Wight, Jersey, Guernsey and other offshore islands have to be individually priced on application and are outside of our normal carriage paid terms.

B



B



300kg Capacity



C-D NEW



C-D SEE BELOW

Wall Mounting Convex Mirrors

Convex mirrors for improved visibility. Supplied with wall fixing and adjustable swivel joint, allowing for quick and easy positioning. Ideal for use as a safety or security mirror.

Model No:	Diameter:
C CM300	Ø300mm
D CM450	Ø450mm

B SEE BELOW

Mobile Safety Steps

Robust, round steel tube construction with non-slip step treads. Two fixed wheels and two retractable castors give mobility and allow easy positioning. Castor lock-down lever, on models with five or more treads, restricts tread access as a reminder to retract castors before climbing. 150mm Kick board on three sides of platform.

Model No:	Treads:	Platform Height:	Tread (W x D):	Platform (W x D):	Overall Depth (W x D x H):	Weight:
MSS03	3	750mm	550 x 200mm	550 x 400mm	650 x 760 x 1750mm	28kg
MSS04	4	1000mm	550 x 200mm	550 x 400mm	650 x 910 x 2000mm	32kg
MSS05	5	1250mm	550 x 200mm	550 x 400mm	835 x 1270 x 2250mm	55kg
MSS06	6	1500mm	550 x 200mm	550 x 400mm	835 x 1360 x 2500mm	62kg
MSS07	7	1750mm	550 x 200mm	550 x 400mm	850 x 1450 x 2750mm	70kg
MSS08	8	2000mm	550 x 200mm	550 x 400mm	850 x 1575 x 3000mm	78kg
MSS09	9	2250mm	550 x 200mm	550 x 400mm	850 x 1730 x 3250mm	90kg
MSS10	10	2500mm	550 x 200mm	550 x 400mm	1000 x 1905 x 3500mm	98kg
MSS11	11	2750mm	550 x 200mm	550 x 400mm	1000 x 2070 x 3750mm	105kg
MSS12	12	3000mm	550 x 200mm	550 x 400mm	1000 x 2230 x 4000mm	116kg
MSS13	13	3250mm	550 x 200mm	550 x 400mm	1230 x 2470 x 4250mm	125kg
MSS14	14	3500mm	550 x 200mm	550 x 400mm	1230 x 2630 x 4500mm	130kg
MSS15	15	3750mm	550 x 200mm	550 x 400mm	1320 x 2795 x 4750mm	138kg

A-C SEE BELOW

Platform Scaffold Tower EN 1004

EN 1004 Approved Scaffold Tower System designed to meet the UK PASMA 3T standards. Robust aluminium frame unit with durable corrosion resistance. Heavy-duty platform with trap door for safe access to platform. Model No. SSCL1 can be used as a 2.66m or 3.66m working height platform. This can be increased to 5.5m or 7.15m by fitting extension kit Model No's SSCL3 and SSCL4. Unique design enables the unit to be quickly and easily folded down without tools for transportation or storage. 830mm Depth means unit will pass through most doorways even when partly erected. Hand rails for comfort and safety. Four large Ø125mm castors for easy mobility. Maximum capacity 200kg.

A Model No:	SSCL1
Description:	Base Pack
Maximum Platform Height:	1.66m
Maximum Working Height:	3.66m
Width:	1760mm
Depth:	860mm
Weight:	45kg
B Model No:	SSCL3
Description:	Extension Pack
Maximum Platform Height:	3.41m*
Maximum Working Height:	5.41m*
Width:	1760/3450mm*
Depth:	860mm
Weight:	35kg
C Model No:	SSCL4
Description:	Extension Pack
Maximum Platform Height:	5.17m**
Maximum Working Height:	7.17m**
Width:	1760/3450mm**
Depth:	860mm
Weight:	10kg

*Only when used with **SSC1**
 Only when used with **SSCL1 & SSCL3

A + B + C

MAXIMUM REACH 7.17m

EN 1004

200kg Capacity



The SSCL Scaffold Tower system features trap door platform access.

A + B

MAXIMUM REACH 5.41m

A

MAXIMUM REACH 3.66m

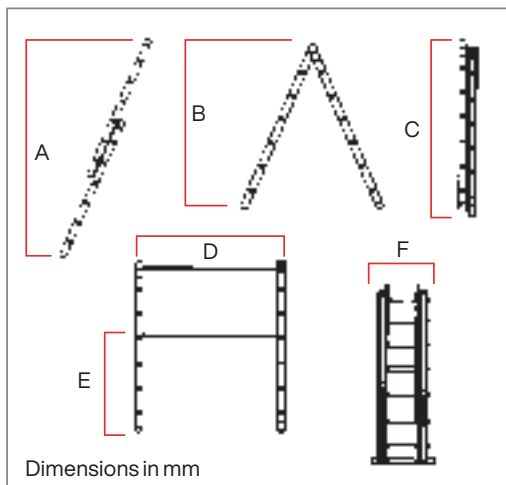
IMPORTANT - Base Pack SSCL1 must be purchased first. SSCL3 Can only be fitted to SSCL1 and SSCL4 can only be fitted to SSCL3 and SSCL1. In order to achieve platform height of 1.66m SSCL1 must be ordered. For 3.41m SSCL1 and SSCL3 and for 5.17m SSCL1, SSCL3 and SSCL4.

D ASCL2

4-Way Aluminium Scaffold Ladder EN 131

EN 131 Approved 4-way scaffold ladder. Two six rung aluminium ladders can be used as extending ladder, single ladders, step ladder or complete scaffolding unit. Supplied with hand rail.

Maximum Capacity:	150kg					
A:	B:	C:	D:	E:	F:	Weight:
2700	1600	1670	1320	950	785mm	14.7kg



D

150kg Capacity

EN 131 Trade



A-D SEE BELOW

Towing Plugs

- A** TB05 12V Towing Plug 7-Pin N-Type Plastic
- B** TB06 12V Towing Plug 7-Pin N-Type Metal
- C** TB53 12V Towing Plug 13-Pin Euro Plastic
- D** TB54 12V Towing Plug 13-Pin Euro Plastic Twin Outlet



E-F SEE BELOW

Socket Conversion Adaptors

- E** TB43 12V 7-Pin N-Type - 13-Pin Euro Adaptor plugs into towing vehicle's 7-pin N-type socket to allow connection of a caravan or trailer with 13-pin Euro plug.
- F** TB44 12V 13-Pin N-Type - 7-Pin N-Type Adaptor plugs into towing vehicle's 13-pin Euro socket to allow connection of a caravan or trailer with UK standard 7-pin N-type plug.

G-I SEE BELOW

Towing Sockets

- G** TB07 12V Towing Socket 7-Pin N-Type Plastic
- H** TB08 12V Towing Socket 7-Pin N-Type Metal
- I** TB52 12V Towing Socket 13-Pin Euro Plastic



7-Pin Electrics provide the normal/legal lighting requirements for towing.



13-Pin Euro trailer plug is used for supplying all trailer or caravan lighting and give auxiliary power to the other systems such as fridges, internal lighting and charging systems.



J TB55 **Conversion Lead - 13-Pin Euro To 7-Pin N & S-Type Plugs**

Converts 13-pin Euro vehicle socket to 7-pin N-type and 7-pin S-type caravan and trailer socket. Fitted with 200mm cable.

Type: 12V 13-Pin Euro to 7-Pin N & S-Type Sockets



K TB11 **12V Towing Socket Assembly N-Type**
Complete assembly includes 1.5m 7-core cable with pre-wired 12V 7-pin N-type socket. Metal plate with preformed mounting points at 90mm centres.

L TB57 **6m Extension Lead 7-Pin N-Type**
6m Extension lead fitted with 12V 7-pin N-type socket and 12V 7-pin N-type plug. Extends existing power supply to your trailer or caravan.



A-B SEE BELOW
Reflex Reflectors - Packs of 2
 Pairs of E-Approved reflectors.

A TB24	Reflex Reflector Red Oblong
B TB17	Reflex Reflector Red Triangle



E WB951LED
12V/24V LED Warning Beacon with 12mm Bolt Fixing
 Single point mounting beacon suitable for direct mounting to vehicle roof using a 12mm bolt.



G WB954LED
12V/24V LED Warning Beacon with Magnetic Base
 Fully approved for highway use to EN 65. 3-Function control allows for different LED flash configurations. Heavy-duty ABS base. Quick release UV stabilised dome will not fade if exposed to prolonged sunlight. Fitted with six powerful magnets, strong enough to cope with normal road speeds. Supplied with 3m coiled flex and universal vehicle accessory socket plug.



C TB18
12V Rear Square Lamp Cluster
 4-Function, E-Approved, square lamp cluster, stop, tail, indicator and numberplate illumination. Supplied with bulbs.
 Size (W x D x H): 98 x 49 x 98mm



D TB52LED
12/24V LED Front Marker Lamp
 Clear front marker light is dual voltage 12/24V for car and commercial. Fitted with 15cm length of 2-core cable. Waterproof and E-Marked.



F TB63
Towing Mirror Extension
 Convex towing mirror offers a wider field of vision while towing caravans or trailers. Universal fit will clip onto most wing mirrors. Easy to adjust, both horizontally and vertically. It is a legal requirement to fit an extension mirror when a caravan or trailer obstructs the towing vehicle's vision. Full EU approval.



H-J SEE BELOW
Mudguards
 Trailer mudguards, injection moulded in durable high-density polyethylene.

H TB31	Mudguard for 200mm(8") Wheels
Size (W x D x H):	490 x 140 x 195mm
I TB32	Mudguard for 250mm(10") Wheels
Size (W x D x H):	620 x 180 x 240mm
J TB33	Mudguard for 330mm(13") Wheels
Size (W x D x H):	760 x 220 x 335mm





A TB12LED
12/24V SMD LED Numberplate Lamp
 5 x SMD LED numberplate illumination lamp is waterproof and E-Marked. Dual voltage 12/24V for car and commercial. Lamp supplied with twin cables.



B TB13LED
12/24V SMD LED Reverse Lamp
 19 x SMD LED reverse lamp is waterproof and E-Marked. Dual voltage 12/24V for car and commercial. Transparent lens. Lamp supplied with twin cables.



C TB14LED
12/24V SMD LED Rear Fog Lamp
 19 x SMD LED rear fog lamp is waterproof and E-Marked. Dual voltage 12/24V for car and commercial. Lamp supplied with twin cables.



D TB18LED
12V LED Rear Square Lamp Cluster
 Easily installed modern direct replacement. 5-Function SMD LED rear cluster includes - Stop/Tail/Indicator/Numberplate Illumination/Reflector. R10, CE and E-Marked.



E TB19LED
12V LED Rear Rectangle Lamp Cluster - Pair
 Easily installed modern direct replacement set. 6-Function SMD LED rear cluster set includes - Stop/Tail/Indicator/Numberplate Illumination/Reflector/Rear Fog (left)/Reverse (right). R10, CE and E-Marked.



F-G SEE BELOW
Universal Light Mounting Brackets Numberplate Fitting
 Simple, lightweight solution to fitting driving lamps or LED light bars to the front of a vehicle. Manufactured from lightweight powder coated aluminium. Enables lights to be fitted above or below the numberplate. Ensure that the bracket is securely attached to the vehicle and is capable of supporting the lamps. Make sure the numberplate is clearly visible and not obscured by the lamps or fittings.

Model No:	Size (W x D x H):
F DLB01	365 x 55 x 125mm
G DLB02	590 x 90 x 120mm

H-I SEE BELOW
LED Worklights
 Operating voltage of 10-30V DC. Waterproof rating of IP68. ECE R10 Certified and E-Marked. Suitable replacement for traditional halogen work lights. Powder coated die-cast aluminium housing. Adjustable grade 201 shock-resistant stainless steel bracket. For full range, see page 1176.



H LED3R
27W SMD LED Round Worklight with Mounting Bracket
 9 x 3W Epistar™ high power LEDs. Produces up to 2160 lumens output.

LED Type:	9 x 3W SMD
Supply:	10-30V DC
Lumen Output:	2160lm
Size:	Ø115mm



I LED4R
42W SMD LED Round Worklight with Mounting Bracket
 14 x 3W Epistar™ high power LEDs. Produces up to 3360 lumens output.

LED Type:	14 x 3W SMD
Supply:	10-30V DC
Lumen Output:	3360lm
Size:	Ø115mm

A Magnetic **SMD LED**



A **TB18LEDMAG**
12V LED Magnetic Rear Lighting Set

Easy-to-install modern direct replacement magnetic trailer lighting set. 5-Function SMD LED rear cluster includes - Stop/Tail/Indicator/Number Plate Illumination/Reflector. Includes 2.5m of 7-core connecting cable and 7.5m main cable fitted with 12V 7-pin N-type plug. R10, CE and E-Marked.

C **TB3/2**
3ft Bicycle Carrier Lighting Board with 2m Cable

Composite 3ft board fitted with 2m of 7-core cable and 12V N-type plug. Includes two E-Approved reflectors and two 4-function lamp clusters (stop, tail, indicator and numberplate illumination light).

Important: Standard trailer boards should not be used in conjunction with cycle carriers.



D-E **SEE RIGHT**
12V Trailer Boards with Fog Light

D **TB46/6**
Composite board fitted with 6m of 7-core cable and 12V N-type plug. Includes two E-Approved reflective triangles, two 4-function lamp clusters (stop, tail, indicator and numberplate illumination light) and fog lamp. Pre-drilled mounting points (905mm centres).

Size (W x H): 1370mm(4ft 6") x 139mm(5.5")

E **TB46/6LED**
Composite board fitted with 6m of 7-core cable and 12V 7-pin N-type plug. Includes two E-Approved triangle reflectors, two 5-function SMD LED rear square clusters (Stop/Tail/Indicator/Numberplate Illumination/Reflector) and fog light. Can easily adapt to 13-pin using Model No. TB44.

Size (W x D x H): 1370mm(4ft 6") x 139mm(5.5")

F-G **SEE RIGHT**
12V Trailer Boards

F **TB4/5**
Composite board fitted with 5m of 7-core cable and 12V N-type plug. Includes two E-Approved reflective triangles and two 4-function lamp clusters (Stop/Tail/Indicator/Numberplate Illumination Light). Pre-drilled mounting points (905mm centres).

Size (W x H): 1220mm(4ft) x 139mm(5.5")

G **TB4/5LED**
Composite board fitted with 5m of 7-core cable and 12V 7-pin N-type plug. Includes two E-Approved triangle reflectors and two 5-function SMD LED rear square clusters (Stop/Tail/Indicator/Numberplate Illumination/Reflector). Can easily adapt to 13-pin using Model No. TB44.

Size (W x D x H): 1220mm(4ft) x 139mm(5.5")

B **NEW**
SMD LED
Magnetic



B **TB18LEDW**
2pc Wireless SMD LED Trailer Light Set

Magnetic wireless light clusters give essential light functions with no wiring required. Designed and manufactured for metal trailers, lorries, agricultural machinery, tractors, and other vehicles up to 20m long. EU Plug wiring configurations and vehicles fitted with a 7-pin plug towing trailers. Three functions: brake, indicator, and taillight. 5-Function: brake lights, rear turn signal lights, rear position lights, license plate lights, and return reflectors. Supplied in storage case.



C



D

12V **7-PIN N-Type Plug**



E

SMD LED

12V **7-PIN N-Type Plug**



F

12V **7-PIN N-Type Plug**



G

SMD LED

12V **7-PIN N-Type Plug**





A TB61
Single Socket Mounting Plate
 Single socket mounting plate fits to tow bar/balls. Accepts N-type, S-type and 13-pin Euro sockets. Metal plate with preformed mounting points at 90mm centres.

B-C SEE BELOW
Bumper Protection Plates

B TB301 Stainless Steel Bumper Protection Plate
 Designed to protect bumpers when coupling up trailer. Stainless steel with pre-drilled mounting points at 90mm centres.

Size (W x H): 150 x 180mm

C TB302 Stainless Steel Bumper Protection Plate
 Designed to protect bumpers when coupling up trailer. Stainless steel-plate sockets and pre-drilled mounting points at 90mm centres.

Size (W x H): 300 x 180mm

D-E SEE BELOW
Tow-Ball Assemblies & Accessories

D TB03E Ø50mm Tow-Ball
 Ø50mm Forged, E-Approved, tow-ball designed to comply with European legislation and for fitting to vehicles manufactured after 1st August 1998. Pre-cast mounting points at 90mm centres.

Size (W x D x H): 127 x 83 x 120mm

Ball Size: Ø50mm

E TB042 Ø50mm Tow-Ball & Pin Coupling
 Ø50mm Forged tow-ball with 19mm pin coupling assembly. Suitable for towing trailers of up to 3.5 Tonne. Pre-drilled mounting points at 90mm centres. 25mm Diameter pin. Regulation 55 approved.


Aperture: 45mm

Size (W x D x H): 140 x 85 x 150mm

Ball Size: Ø50mm



I SCS109
500g Copper Grease Tin
 Anti-seize copper grease, protects against rust, oxidation and other corrosion.



F-H SEE BELOW
Tow-Ball Covers

F TB10 PVC Tow-Ball Cover
 Black plastic cover for Ø50mm tow-ball, 62mm high. Suitable for use with Model No's. TB03E and TB042.

G TB101 PVC Tow-Ball Cover
 Black plastic cover for Ø50mm tow-ball, 62mm high. Suitable for use with Model No. TB03E.

H TB102 PVC Tow-Ball Cover and Reflector
 Black plastic cover for Ø50mm tow-ball, 62mm high. Integral reflector increases visibility in poor or dark weather conditions. Suitable for use with Model No. TB03E.



J TB27
Tow-Ball Bolts & Nuts M16 x 55mm Pack of 2
 High tensile M16 x 55mm bolts with nuts and shake-proof washers for fixing tow-ball assemblies.



A TB371
Jockey Wheel & Ø35mm Clamp
Ø150mm Solid Wheel
 Heavy-duty jockey wheel with Ø35mm clamp. Ø150mm Steel wheel with solid rubber tyre. Zinc plated for added corrosion resistance.

Capacity:	80kg
Minimum Height:	515mm
Maximum Height:	725mm
Wheel Size:	Ø150 x 24mm



B TB37
Jockey Wheel & Ø50mm Clamp
Ø200mm Solid Wheel
 Heavy-duty jockey wheel with Ø50mm clamp. Ø200mm Steel wheel with solid rubber tyre. Zinc plated for added corrosion resistance.

Capacity:	150kg
Minimum Height:	580mm
Maximum Height:	810mm
Wheel Size:	Ø200 x 45mm



C TB372
Jockey Wheel & Ø48mm Clamp
Ø260mm Pneumatic Wheel
 Heavy-duty jockey wheel with Ø48mm clamp. Ø260mm Steel wheel with pneumatic tyre. Zinc plated for added corrosion resistance.

Capacity:	150kg
Minimum Height:	630mm
Maximum Height:	860mm
Wheel Size:	Ø260 x 80mm



D TB373
Trailer Jack & Clamp 250mm Travel
900kg Capacity
 Heavy-duty trailer jack with swivel mounting. Suitable for handling trailers with heavy nose weight. Integral swivel weld-on mounting.

Minimum Height:	230mm
Maximum Height:	480mm



E TB36
Ø50mm Towing Hitch - 750kg Capacity
 Steel, lockable, towing hitch, E-Approved, accepts Ø50mm tow-ball.



F TB36/LK
Lock & Key for Ø50mm Hitch
 Prevents hitch from being lifted off tow-ball.



G TB38
Ø50mm Tow-Ball Lock
 Universal fitting Ø50mm tow-ball lock expands in coupler to prevent towing away. Quick and easy to install. Non-corrosive.



H TB45
Ø50mm Tow-Ball Trailer Hitch Lock
 Universal fitting Ø50mm tow-ball trailer hitch lock. 12mm Steel bar and cast steel body helps protect against trailer and caravan theft. Easy to install and remove. Supplied with three keys.



I-J SEE BELOW
Breakaway Cables
 A legal requirement. Applies the handbrake on braked caravans and trailers in the event of accidental unhitching. Supplied with heavy-duty split ring and securing clip. PVC Coated for extra durability.

Model No:	Size:
I TB46	1m x 2mm
J TB47	1m x 3mm

A-B SEE BELOW

Ratchet Power Pullers

These hand operated devices are perfect for moving vehicles, logs, machines and other heavy objects. Vehicles must be in a condition capable of acting as a rolling load within the rated capacity. Both models are delivered ready for use with wire rope already installed and fitted with ratchet safety devices. Model No. HP1500 is equipped with double ratchet safety device and double ratcheting mechanism for applying the load evenly and with minimum effort. Side frames are manufactured in one-piece from best quality steel and zinc chrome plated for long term corrosion resistance. Perfect for marine, industrial and automotive applications.




IMPORTANT
Hand power pullers are not designed or certificated for lifting or slinging loads. They are intended only as pulling/tensioning devices and should be used with care. Capacities indicated are pulling capacities only.

	A	B
Model No:	HP1000	HP1500
Capacity:	1000kg	1500kg
Breaking Strain:	2000kg	4000kg
Chassis Thickness:	3mm	6mm
Gear/Pawl Type:	Double/Single	Double/Double
Cable Diameter/Length:	Ø4.8mm/2.6m	Ø5mm/3m
Number of Hooks:	2	3

C-D SEE BELOW

Ratchet Power Pullers

Hand operated pullers, ideal for lifting and moving vehicles, logs, machines and other heavy objects. All models feature two levers for extra control when pulling or releasing load. Additional quick release lever saves time when adjusting rope length. Supplied with removable lever handle and 20m of wire rope with heavy-duty hook.



	C	D
Model No:	WRP1600	WRP3200
Rated Capacity:	1600kg	3200kg
Wire Rope Diameter:	Ø11mm	Ø16mm
Wire Rope Length:	20m	20m
Weight:	27kg	48kg

E-F SEE BELOW

Ratchet Load Binders

Manufactured from heat treated, drop-forged steel for added strength. Suitable for clamping, binding, anchoring and tying down large loads. Ideal for farmers and commercial drivers. Fitted with 354mm handle for extra leverage.

	E	F
Model No:	LB001	LB002
Working Load:	2500kg	4200kg
Breaking Strength:	8636kg	8636kg
Chain Size:	7.9-9.5mm	9.5-12.7mm
Handle Length:	354mm	354mm
Hook:	Double	Double
Weight:	4.8kg	5.9kg



G WRD01
Wire Rope Protective Cover
Wire rope dampener is designed to absorb winch and puller rope energy if rope failure occurs when pulling a heavy load. Heavy-duty vinyl with silver reflective tape for night-time visibility.

Size (W x H):	500 x 450mm
Weight:	0.9kg




H TB40
E-Approved Warning Triangle
High quality, compact, folding warning triangle supplied in tough composite case. Legal requirement in many countries. Suitable for use following accidents/breakdowns. Complies with ECE R27 and is 'E' marked.

Size (W x H):	410 x 440mm
----------------------	-------------

A-F SEE BELOW

Manual Geared Winches

Manufactured from hardened steel with a heavy plate chassis. Features a single or double gear mechanism for smooth and easy operation. Includes manual brake, allowing the user to adjust the restriction placed on the webbing or cable. Suitable for general and recovery operations. Three options available; with empty drum, with wire cable or with webbing strap, all in two capacities.



	A	B	C	D	E	F
Model No:	GWE1200M	GWE2000M	GWC1200M	GWC2000M	GWW1200M	GWW2000M
Capacity:	540kg	900kg	540kg	900kg	540kg	900kg
Gear Ratio:	4:1	4:1/8:1	4:1	4:1/8:1	4:1	4:1/8:1
Hub Diameter:	Ø20mm	Ø20mm	Ø20mm	Ø20mm	Ø20mm	Ø20mm
Maximum Cable/Webbing Size:	Ø5.1mm x 10m (cable not included)	Ø5.1mm x 10m (cable not included)	Ø5.1mm x 10m (cable supplied)	Ø5.1mm x 10m (cable supplied)	50mm x 7m (webbing supplied)	50mm x 10m (webbing supplied)
Handle Length:	230mm	230mm	230mm	230mm	230mm	230mm
Weight:	2.1kg	2.5kg	2.6kg	3kg	2.6kg	3kg



G-H SEE BELOW

Winch Cables

Model No:	Length:	Tension:	Applications:
G GWEC12	10m	540kg	GWE1200M, GWE1200B
H GWEC20	10m	900kg	GWE2000M



I-J SEE BELOW

Winch Straps

Model No:	Strap Length:	Tension:	Applications:
I GWES12	7m	540kg	GWE1200M, GWW1200M
J GWES20	10m	900kg	GWE2000M, GWW2000M



K SSP33


Anti-Slip Handling Gloves - Pair

Spun nylon gloves with interlocking criss-cross coating. Ideal for handling cartons, glass and other items with a sheer finish. Conforms to BS EN 420:2003 + A1:2009. Conforms to BS EN 388:2016 Level 113XX.

L-O SEE BELOW

Manual Geared Winches with Brake

Hardened steel gear with a heavy plate chassis. Includes an automatic brake system which stops the winch when more than 25kg of force is applied. Features a fully enclosed gearbox. Suitable for general and recovery operations. Available with empty drum, wire cable or webbing strap.



	L	M	N	O
Model No:	GWE1200B	GWC1200B	GWC2000B	GWW1200B
Capacity:	540kg	540kg	900kg	540kg
Gear Ratio:	4.3:1	4.3:1	8.8:1	4.3:1
Hub Diameter:	Ø45mm	Ø45mm	Ø63mm	Ø45mm
Maximum Cable/Webbing Size:	Ø4mm x 10m (cable not included)	Ø4mm x 10m (cable supplied)	Ø6.35mm x 15m (cable supplied)	50mm x 6m (webbing supplied)
Handle Length:	200mm	200mm	250mm	200mm
Weight:	2.9kg	3.7kg	8.6kg	3.7kg

A ATV1000W

12V ATV Winch 1000kg Line Pull - Wireless

Suitable for ATV mounting. 3-Stage planetary gears. 12V DC 1.2hp Permanent magnet motor. Pull and turn clutch. 4-Way roller fairlead for even distribution of cable onto drum. Wireless remote included.

Supply:	12V
Line Pull*:	1000kg/2200lb
Motor Power:	0.9kW/1.25hp
Gear Ratio:	166:1
Line Speed*:	No Load - 3.3m/min, Maximum Load - 0.8m/min
Current Draw:	No-Load - 12A, Maximum Load - 118A
Wire Rope Diameter:	Ø4.8mm
Replacement Wire Rope:	ATV1000W.WR

*Performance quoted at first layer of cable on drum

B-C SEE BELOW

ATV/Quad Recovery Winches

Suitable for ATV and quad bike mounting, these high speed winches offer a combination of performance with durability. Designed and built with the toughest jobs in mind. High power 12V DC motor with permanent magnet gives first class pulling power. Heavy-duty all-weather housing. 3-Stage planetary gears. Patented unique automatic spring brake, reliable in full load operation. Sliding ring gear clutch. High quality wire rope feeds through 4-way roller fairlead. IP67 rated motor and gearbox.

	B	C
Model No:	ATV1135	ATV2040
Voltage:	12V	12V
Line Pull*:	1135kg(2500lb)	2040kg(4500lb)
Motor Power:	1.8kW(2.34hp)	2.5kW(3.25hp)
Gear Ratio:	180:1	180:1
Line Speed*:		
No-Load:	4.8m/min	4.5m/min
Maximum Load:	1.6m/min	1.3m/min
Current Draw:		
No-Load:	26A	30A
Maximum Load:	150A	185A
Wire Rope Diameter:	Ø4.8mm	Ø5.4mm
Wire Rope Length:	14m	17m
Weight:	11.8kg	13.9kg
Replacement Wire Rope:	ATV1135.WR	ATV2040.WR
Dyneema Rope:	ATV1135.DR	ATV2040.DR

*Performance quoted at first layer of rope on drum

D UWRC01

4-Pin Universal Winch Remote Control

Universal wireless remote control kit has a 4-pin plug-and-play receiver. With a range of up to 30m (dependant on environment), a wireless remote control is an essential accessory. Weatherproof receiver and handset making it ideal for off-roaders and recovery trucks, enabling the operator to stand well clear or sit in the cab (provided there are no restrictions).

Contents: Handheld Control Unit (x1), 4-Pin Plug-and-Play Receiver Unit (x1)

Range: 30m

Battery: MN21 23A (supplied)

E SEE BELOW

Aluminium Hawse Fairleads

Machined from billet aluminium and for use in conjunction with Dyneema rope. Simply replaces the 4-way fairlead roller used with wire rope and helps protect and extend the life of the rope. Available in four sizes: 124, 152, 254, 280mm between mounting centres.

Model No:	Distance Between Mounting Centres:	Rope Aperture:	Overall Width
AHF124	124mm	19.3 x 81mm	150mm
AHF152	152mm	19.3 x 110mm	178mm
AHF254	254mm	14 x 205mm	299mm
AHF280	280mm	14 x 205mm	325mm

A NEW

12V



1000W

1000kg

B

12V

1135kg

1800W



C

12V

2040kg

2500W



D



E



F



G



G SRKIT01

ATV/Quad Bike Self Recovery Kit

Self recovery kit increases pulling capacity, changes pulling direction and is essential for getting the most out of an ATV/quad bike winch. Supplied in a black heavyweight nylon bag.

Contents: 2000kg Snatch Block (x1), 1400kg Galvanized 'D' Shackles (x2), 2500kg Tree/Post Slings 1.8m x 25mm (x2)

F SEE SPEC TABLES

Replacement Wire Rope

All winches are supplied as standard with wire rope. As this is a consumable part, replacement ropes are available (N.B. Hook not included). See winch specification chart for correct model number to suit your winch.

A

12V
4300kg
1900W



B

12V
5450kg
2000W



Premier

3 YEAR
GUARANTEE*

A-B SEE BELOW

Self Recovery Winches

The self recovery winch range is designed and built with the toughest jobs in mind. There are two models ranging from 4300kg to 5450kg line pull. Both models have heavy-duty motors, 3-stage planetary gears using oversized components for greater torque, plus automatic 'in drum' brake. They feature weather sealed solenoids and ergonomic 'lift & turn' free spool clutches. Supplied with wire rope, latched hook and 4-way roller fairlead and plug-in handheld controller also included as standard. Suitable for off-road use on 4x4 vehicles and other vehicles where self recovery may be required. IP67 rated.



C

12V
5675kg
4700W



D

12V
8180kg
2300W



Premier

3 YEAR
GUARANTEE*

C-D SEE BELOW

Industrial Recovery Winches

The industrial recovery winch range is designed and built for breakdown recovery and off-road use. Two models range from 5675kg to 8180kg line pull. Both have heavy-duty motors with 4-stage planetary gears using oversized components for greater torque, plus automatic 'in drum' brake. Both models have weather sealed solenoids and ergonomic 'lift & turn' free spool clutches. Units supplied with wire rope, latched hook, 4-way roller fairlead and plug-in handheld controller as standard. Ideal for flat bed pick up or other recovery trucks.



	A	B	C	D
Model No:	SRW4300	SRW5450	RW5675	RW8180
Current Draw:				
No-Load:	90A	90A	50A	95A
Maximum Load:	420A	460A	390A	420A
Gear Ratio:	196.6:1	196.6:1	171:1	516:1
Line Pull*:	4300kg(9500lb)	5450kg(12000lb)	5675kg(12500lb)	8180kg(18000lb)
Line Speed*:				
No-Load:	4.3m/min	4.3m/min	15m/min	3.5m/min
Maximum Load:	1.6m/min	0.6m/min	1m/min	0.8m/min
Motor Power:	1.9kW	2kW	4.7kW	2.3kW
Supply:	12V	12V	12V	12V
Wire Rope Length:	26m	26m	26m	25m
Wire Rope Diameter:	Ø9.2mm	Ø9.2mm	Ø9.2mm	Ø13mm
Weight:	40kg	40.5kg	41kg	69kg
Replacement Wire Rope:	SRW5450.WR	SRW5450.WR	RW5675.WR	RW8180.WR
Dyneema Rope:	SRW5450.DR	SRW5450.DR	n/a	n/a

*Performance quoted at first layer of rope on drum

A-B
NEW
12V



A-B SEE RIGHT
Wireless Winch Combo Kits

Suitable for ATV and quad bike mounting, these high-speed winches offer a combination of performance teamed with durability and are designed and built with the toughest jobs in mind. These models feature a powerful 12V DC motor with permanent magnet, that gives first class pulling power. Features heavy-duty all-weather housing and 3-stage planetary gears. Patented unique automatic spring brake, reliable in full load operation and sliding ring gear clutch. High quality wire rope feeds through 4-way roller fairlead. IP67 rated motor and gearbox. See page 1364 for full specification.

Model No:	Line Pull*:
A ATV1135KIT	1135kg(2500lb)
B ATV2040KIT	2040kg(4500lb)

Contents: ATV1135 or ATV2040 - 12V Self-Recovery Winch, UWRC01 - 4-Pin Universal Winch Remote Control
*Performance quoted at first layer of rope on drum

C
NEW
12V
8180kg
2300W



C RW8180KIT
RW8180 Wireless Winch Combo Kit



3 YEAR GUARANTEE*

This industrial recovery winch is designed and built for breakdown recovery and off-road use. Features 12V DC heavy-duty motor with 4-stage planetary gears, using oversized components for greater torque, plus an automatic 'in drum' brake. Winch has weather sealed solenoids and ergonomic 'lift & turn' free spool clutch. Supplied with wire rope, latched hook, 4-way roller fairlead for smooth and even distribution of cable onto drum and plug-in handheld controller as standard. Ideal for flatbed pick-up or other recovery trucks. See pages 1364 and 1365 for full specification.

Contents: RW8180 - 12V Industrial Recovery Winch 8180kg(18000lb) Line Pull, UWRC01 - 4-Pin Universal Winch Remote Control

D
NEW
12V



5675kg
4700W

D RW5675KIT
RW5675 Wireless Winch Combo Kit



3 YEAR GUARANTEE*

Designed and built for breakdown recovery and off-road use. Features a heavy-duty motor with 4-stage planetary gears using oversized components for greater torque, plus automatic 'in drum' brake. Weather sealed solenoids and ergonomic 'lift & turn' free spool clutches. Supplied with wire rope, latched hook, 4-way roller fairlead and plug-in handheld controller as standard. Ideal for flatbed pick up or other recovery trucks. See pages 1364 and 1365 for full specification.

Contents: RW5675 - 12V Industrial Recovery Winch 5675kg(12500lb) Line Pull, UWRC01 - 4-Pin Universal Winch Remote Control.

E-F
NEW
12V



See winch spec table on page 1365 for Dyneema rope

E-F SEE RIGHT
Self-Recovery Wireless Winch Combo Kits

The self-recovery winch range is designed and built with the toughest jobs in mind. There are two models ranging from 4300kg to 5450kg line pull. Both models have heavy-duty motors, 3-stage planetary gears using oversized components for greater torque, plus automatic 'in drum' brake. They feature weather sealed solenoids and ergonomic 'lift & turn' free spool clutches. Supplied with wire rope, latched hook and 4-way roller fairlead and plug-in handheld controller also included as standard. Suitable for off-road use on 4x4 vehicles and other vehicles where self-recovery may be required. IP67 rated. See pages 1364 and 1365 for full specification.



3 YEAR GUARANTEE*

Model No:	Line Pull:
E SRW4300KIT	4300kg(9500lb)
F SRW5450KIT	5450kg(12000lb)

Contents: SRW4300 or SRW5450 - 12V Self-Recovery Winch, UWRC01 - 4-Pin Universal Winch Remote Control. Dyneema Rope is offered as an alternative upgrade option for Model No's SRW4300 and SRW5450, see page 1365.



A TH2002
Tow Rope 2000kg Rolling Load Capacity

Heavy-duty non-elastic tow rope with a maximum rolling load of 2 Tonne. The rope is 4m in length and is fitted with easy fit metal clips.

Maximum Rolling Load Capacity:	2 Tonne
Length:	4m



B-C SEE BELOW

Tow Ropes

Elasticated webbing design helps prevent tow rope dragging on the ground during overrun. Ropes feature tough, heavy-duty stitched hook retaining sleeves. Exhaustively tested for compliance with HSE requirements.

B Model No:	TH2502
Maximum Rolling Load Capacity:	2 Tonne
C Model No:	TH3002
Maximum Rolling Load Capacity:	3 Tonne



E TPK2522
Tow Pole with Shock Spring 2000kg Rolling Load Capacity

2 Tonne Rolling load capacity tow pole with spring loaded damper unit. Locking tow hook attachment ensures secure attachment to vehicle. Suitable for mixed towing hook configurations, i.e. not both horizontal or vertical. Supplied in pouch.

Maximum Rolling Load Capacity:	2 Tonne
Length:	1.8m

F TPK253
Tow Pole 2500kg Rolling Load Capacity

2.5 Tonne Rolling load capacity rigid tow pole. Hook mechanism allows for mounting pole between vehicles where towing eyes may be mixed, i.e. not both horizontal or vertical.



Maximum Rolling Load Capacity:	2.5 Tonne
Length:	1.8m



D TH5002
Tow Rope 5000kg Rolling Load Capacity

Elasticated webbing design helps prevent tow rope dragging on the ground during overrun. Ropes feature tough, heavy-duty stitched hook retaining sleeves. Exhaustively tested for compliance with HSE requirements.

Maximum Rolling Load Capacity:	5 Tonne
---------------------------------------	---------



IMPORTANT
 Tow ropes are designed to pull rolling loads only. Do not use for lifting or hoisting. Before use, check tow rope for signs of wear or damage and always consult the vehicle's manual for towing guidelines. Also ensure your insurance covers towing.

A 2200kg Capacity



Tandem loading rollers with sealed-for-life bearings all round.

A PT2200

1150 x 525mm Pallet Truck - 2200kg Capacity

Heavy-duty truck suitable for warehouse and general handling duties. Polyurethane, non-marking wheels and tandem loading rollers with sealed-for-life bearings all round. Robust and durable galvanized hydraulic unit with chromed ram and piston for resistance to corrosion.

Capacity:	2200kg
Minimum Height:	85mm
Maximum Height:	200mm
Forks (Length x Overall Width):	1150 x 525mm
Fork Spread:	225mm



C

3000kg Capacity

HEAVY DUTY

75+ KG HEAVY ITEM

C APR3001

Heavy-Duty Racking Unit 3 Beam Set - 1000kg Capacity/Level

Racking unit with upright frames and cross beams. 1000kg Capacity per level. Designed for direct loading of small storage pallets.

Beam Width:	2250mm
Overall Size (W x D x H):	2250 x 1000 x 2000mm
Capacity:	3000kg (1000kg per level)

E PTS1

Pallet Truck Stop

Manufactured from non-slip durable rubber. Designed to secure pallet truck wheels to eliminate freight and vehicle damage due to unsecured pallet trucks while in transit. Ideal for delivery companies and other material handling applications.

Size (W x D x H):	300 x 360 x 47mm
Weight:	1.74kg



B

1000kg Capacity

HIGH LIFT

75+ KG HEAVY ITEM



B PT1170H

1170 x 540mm High Lift Pallet Truck - 1000kg Capacity

Heavy-duty high lift pallet truck suitable for the loading/unloading of light commercial vehicles as well as warehouse/general handling duties. Features twin stabilisers for extra balance when at maximum lift and an ergonomic handle design for comfortable operation.

Capacity:	1000kg
Minimum Height:	85mm
Maximum Height:	800mm
Forks (Length x Overall Width):	1170 x 540mm
Fork Spread:	225mm

D

2000kg Capacity



D PT1150SC

1150 x 555mm Pallet Truck with Scales - 2000kg Capacity

Heavy-duty pallet truck suitable for warehouse and general handling duties. Features built-in weighing scales with an accuracy of +/-1kg. 6-Digit, high contrast LCD display. Control panel has a tare function to allow for packaging weight. Scales powered by a built in 6V/4.5A rechargeable battery. Supplied with charging level indicator pin charger.

Capacity:	2000kg
Minimum Height:	85mm
Maximum Height:	200mm
Forks (Length x Overall Width):	1150 x 555mm
Fork Spread:	115mm
Display:	6-Digit LCD
Battery:	6V/4.5A Lead Battery



75+ KG HEAVY ITEM

A

150kg Capacity



Sold as singles.



Can be linked to create the required platform.

A CM150

150kg Interlocking Plastic Dolly

Interlocking plastic dollies can be linked lengthways or sideways to allow the user to create the platform they need to move large or heavy items around the workplace with ease. Each dolly can hold up to 150kg of evenly spread weight. Injection mould plastic features non-slip pads which prevent load from slipping. The design of the dolly also allows for these to be stacked safely on top of each other (maximum 10 high) when not in use. They also feature built-in carry handles to aid transportation and 75mm TPR double ball-bearing castors for manoeuvrability.

B

150kg Capacity



B CM4

Set of 4 Corner Transport Dollies - 150kg Capacity

Heavy-duty corner dollies manufactured from high quality steel with a maximum load weight of 150kg. Ideal for moving awkward rectangular loads and provides increased mobility in locations where normal material handling equipment cannot be used. Each corner dolly is fitted with three free moving castor wheels for easy manoeuvrability and fitted with a rubber covered load area to help secure loads. Ideal for moving items such as cabinets, desks and much more. Sold in sets of four.

C

Aluminium

70kg Capacity



C ST33

70kg Compact Folding Aluminium Sack Truck

Lightweight aluminium and composite construction, weighs just 3.8kg. Fitted with heavy duty solid rubber tyres, which cannot be punctured by sharp objects. Wheels are also resistant to most oils, grease and many common chemicals, perfect for work on building site. Folds down for easy storage and transport, yet unfolds in seconds, carrying up to 70kg. Rubber grip handle for added comfort and control.

Folded Size:	480 x 65 x 720mm
Unfolded Size:	480 x 420 x 990mm
Wheel Size:	Ø175mm

D

Aluminium

90kg Capacity



D CST980

90kg Folding Sack Truck

Lightweight aluminium frame, weighs only 7kg yet has a carrying capacity of 90kg. Folding steel foot plate and telescopic handle with spring release means that trolley can be packed away in seconds. Large back support makes light work of oversized loads. Fitted with Ø150mm wheels for easy-rolling over rough ground. Ideal for business and home use.

Height Folded:	720mm
Height Extended:	1090mm
Width:	380mm
Footplate Width:	355mm
Footplate Depth:	240mm
Wheel Size:	Ø150mm

A CST983

150kg Sack Truck with Solid Tyres

Strong tubular steel construction with welded joints. Heavy-duty wheels feature steel inserts for added strength and durability. Can be rested on handles for flat loading. Fitted with rubber handgrips.

B-F SEE BELOW

Sack Trucks with Pneumatic Tyres

Extra-strong tubular steel frame construction. Steel centred pneumatic wheels allow transport over the roughest terrain. Range includes case carrying models, CST988 and CST998, with 'P' handle, high back and flat loading capabilities. Model No's CST986, CST987 & CST999 include handgrips.



Model No:	A CST983	B CST986	C CST987
Capacity:	150kg	200kg	200kg
Wheel Diameter:	Ø210mm	Ø250mm	Ø250mm
Wheel Thickness:	50mm	90mm	90mm
Height:	1170mm	1100mm	1190mm
Overall Width:	460mm	550mm	545mm
Platform Depth:	220mm	180mm	255mm


Model No:	D CST988	E CST999	F CST998
Capacity:	250kg	300kg	300kg
Wheel Diameter:	Ø250mm	Ø250mm	Ø250mm
Wheel Thickness:	90mm	90mm	90mm
Height:	1260mm	1300mm	1300mm
Overall Width:	560mm	500mm	550mm
Platform Depth:	220mm	280mm	230mm



CST988, CST998 & CST999 design enables flat loading.

Model No's. CST988 and CST998 feature 'P' handle design which enables one-hand control leaving the other free to open doors etc.





A

Foldaway
Toe Plate

200kg
Capacity



HEAVY-DUTY
PNEUMATIC
TYRES

A CST801
200kg Folding Sack Truck
with Pneumatic Tyres

Extra-strong tubular steel framework with heavy-duty pneumatic tyres allow transport of load over rough terrain. Features foldaway toe plate and height-adjustable handles. Fitted with composite grip handles for added comfort and stability.

Wheel Diameter:	Ø250mm
Wheel Thickness:	80mm
Overall Width:	480mm
Platform Depth:	290mm
Handle Height Extended:	1165mm
Handle Height Non- Extended:	810mm



B

Foldaway
Toe Plate

150kg
Capacity



HEAVY-DUTY
PNEUMATIC
TYRES

B CST800
150kg Folding Sack Truck
with Pneumatic Tyres

Manufactured from extra-strong tubular steel with heavy-duty pneumatic tyres for transportation over rough terrain. Features foldaway toe plate providing increased loading area. Ideal for delivery drivers, farmers or builders.

Wheel Diameter:	Ø250mm
Wheel Thickness:	90mm
Height:	1140mm
Overall Width:	490mm
Platform Depth Standard/Extended:	90/420mm



C

Foldaway
Toe Plate

250kg
Capacity



HEAVY-DUTY
PNEUMATIC
TYRES


C CST990
250kg Folding Sack Truck
with Pneumatic Tyres

Extra-strong tubular steel frame construction. Galvanized steel centred pneumatic wheels allow transport over the roughest terrain. Features extra foldaway toe plate for added extension when transporting larger loads. Ideal for delivery drivers, farmers or builders.

Wheel Diameter:	Ø250mm
Wheel Thickness:	90mm
Height:	1249mm
Overall Width:	650mm
Platform Depth Standard/Extended:	325/620mm



B



D

150kg
Capacity

Solid
Tyres



D CST985
150kg Stair Climbing
Sack Truck with Solid Tyres

Tubular steel construction gives 150kg maximum load capacity. Deep foot ensures cartons stay on trolley during transit. Fitted with solid rubber wheels. Handle design allows a firm grip whilst ascending and descending stairways. Ideal for delivery drivers and couriers.

Wheel Diameter:	Ø165mm
Wheel Thickness:	30mm
Height:	1300mm
Overall Width:	510mm
Platform Depth:	230mm



E

Foldaway
Toe Plate

250kg
Capacity

3-in-1



HEAVY-DUTY
PNEUMATIC
TYRES

E CST989
250kg 3-in-1
Sack Truck with
Pneumatic Tyres

Tubular steel framework with heavy-duty pneumatic tyres allows transport of load over rough terrain. Suitable for use as a traditional sack truck or at 45° with support castors in position. For maximum load carrying capability use in horizontal position. Features fold out load restrainer for use when truck is in horizontal position. Adapts between configurations in seconds.

Wheel Diameter:	Ø250mm
Wheel Thickness:	90mm
Height:	1275mm
Overall Width:	600mm
Platform Depth:	300/620mm



E

A **Premier**

200kg Capacity

HEAVY-DUTY PNEUMATIC TYRES

3 YEAR GUARANTEE*



B **Premier**

250kg Capacity

HEAVY-DUTY PNEUMATIC TYRES

3 YEAR GUARANTEE*



C **Premier**

250kg Capacity

HEAVY-DUTY PNEUMATIC TYRES

3 YEAR GUARANTEE*





A-C SEE BELOW

Heavy-Duty Sack Trucks with PU Tyres

Heavy-duty tubular steel construction with welded joints with an extra 50kg capacity to the standard models. Puncture proof heavy-duty PU tyres with powder coated steel hubs and fitted with knuckle protecting D-shaped handle grips.

	A	B	C
Model No:	CST983HD	CST986HD	CST987HD
Capacity:	200kg	250kg	250kg
Wheel Size:	Ø210mm	Ø250mm	Ø250mm
Wheel Width:	55mm	85mm	85mm
Wheel Bore Size:	Ø16mm	Ø16mm	Ø16mm
Height:	1150mm	1150mm	1220mm
Overall Width:	470mm	525mm	540mm
Platform Depth:	220mm	180mm	250mm



PUNCTURE PROOF TYRES

Filled with hard wearing PU (Polyurethane) these tyres provide the best features of both maintenance-free solid wheels and the smooth, shock absorbing properties of rubber wheels.

D **300kg Capacity** **Foldaway Toe Plate** **3 YEAR GUARANTEE*** **Premier**

HEAVY-DUTY PNEUMATIC TYRES

HEAVY DUTY




D CST989HD
300kg Heavy-Duty 3-in-1 Sack Truck with PU Tyres
 Heavy-duty tubular steel construction with welded joints with 300kg capacity. Puncture proof heavy-duty PU tyres with powder coated steel hubs. Features foldaway toe plate for added extension when transporting larger loads. Can be used as a traditional sack truck or at a 45° angle with support castors.

Wheel Size:	Ø250mm
Wheel Width:	85mm
Wheel Bore Size:	Ø20mm
Height:	1220mm
Overall Width:	600mm
Platform Depth:	Fixed; 300mm, Folding; 600mm

E **300kg Capacity** **Foldaway Toe Plate** **3 YEAR GUARANTEE*** **Premier**

HEAVY-DUTY PNEUMATIC TYRES

HEAVY DUTY




E CST990HD
300kg Heavy-Duty Sack Truck with PU Tyres
 Heavy-duty tubular steel construction with welded joints with 300kg capacity. Puncture proof heavy-duty PU tyres with powder coated steel hubs. Features foldaway toe plate for added extension when transporting larger loads.

Wheel Size:	Ø250mm
Wheel Width:	85mm
Wheel Bore Size:	Ø20mm
Height:	1220mm
Overall Width:	580mm
Platform Depth:	Fixed; 300mm, Folding; 600mm



A

70kg Capacity

A CST802
Folding Canvas Trolley

Medium duty tubular steel frame with red canvas material. Collapsible frame for easy storage. Suitable for a wide variety of warehouse, office, garden and domestic hauling applications. Maximum capacity of 70kg. Folded Dimensions (L x W x H): 800 x 535 x 200mm.

Capacity:	70kg
Wheel Size:	Ø200 x 45mm
Platform Height:	280mm, Height to Top of Canvas; 535mm
Platform Length:	900mm
Platform Width:	535mm
Overall Height:	1180mm (inc. handle)



D

300kg Capacity

D CST773
Platform Truck with Removable Sides

Welded construction with 15mm wood composite platform and four removable wire mesh panels. Two fixed wheels and two braked castors for easy manoeuvring and safe loading/unloading. Ideal for warehouse and industrial applications.

Capacity:	300kg
Wheel Size:	Ø200 x 50mm
Platform Size (L x W):	1200 x 800mm
Platform Height:	280mm
Side Height:	590mm
Overall Width:	800mm
Overall Length:	1420mm
Overall Height:	1150mm



B

200kg Capacity



B CST997
Platform Truck with Folding/Removable Sides

Heavy-duty steel with hinged mesh construction. Cushioned grip pull handle with smooth steering action for easy manoeuvrability. Steel centred pneumatic wheels allow transport over the toughest terrain. Drop-down sides, for easy loading, are also removable, allowing use as a flatbed for oversized items. Suitable for a variety of warehouse, office, garden and domestic hauling applications.

Capacity:	200kg
Wheel Size:	Ø250 x 90mm
Platform Height:	350mm
Cart Size (Internal W x D x L):	480 x 220 x 930mm
Overall Height:	570mm



C

450kg Capacity



C CST806
Platform Truck with Folding/Removable Sides

Heavy-duty rust resistant steel construction. Smooth steering action for easy manoeuvrability, with soft rubber gripped handle and pneumatic wheels for easy transportation over the toughest terrain. All four sides drop-down using locking pin function for easy loading. Can also be used as a flatbed for transporting oversized items. Fitted with additional removable storage tray for carrying smaller items. Suitable for a variety of warehouse, office, garden and domestic applications.

Capacity:	450kg
Wheel Size:	Ø300 x 90mm
Platform Height:	390mm
Cart Size (Internal W x D x L):	560 x 300 x 1120mm
Overall Height:	650mm



E

150kg Capacity

F

300kg Capacity

E-F SEE BELOW
Folding Platform Trucks

Rigid platform trucks feature rubberised deck and bumper strip. Handles fold flat for ease of storage. Suitable for a variety of warehouse, office and domestic applications.

	E	F
Model No:	CST991	CST992
Capacity:	150kg	300kg
Wheel Diameter:	Ø100mm	Ø125mm
Platform (W x D):	465 x 725mm	605 x 910mm
Platform Height:	140mm	185mm
Overall Height:	815mm	870mm



G

250kg Capacity

G CST993
Platform Truck

Rigid platform truck featuring heavy-duty wooden deck and tubular steel bumper. Fitted with a fully detachable handle for ease of storage. Suitable for a variety of warehouse, office and domestic applications.

Capacity:	250kg
Wheel Diameter:	Ø125mm
Platform (W x D):	495 x 950mm
Platform Height:	225mm
Overall Height:	960mm

A-D SEE RIGHT

Hydraulic Platform Trucks

Heavy-duty construction. All models fitted with four composite wheels, two fixed and two locking castors, for easy-rolling over rough workshop and warehouse floors. One-piece hydraulic unit controlled by large rear mounted foot pedal. Safety release mechanism positioned on handlebar for smooth controlled descent. All except Model No. HPT500 feature safety bars to prevent inadvertent lowering. Suitable for numerous garage, industrial and warehouse handling applications. Model No's HPT150 - HPT500 supplied with non-slip platform cover for added load security. May also be used as a mobile service bench.



A - B & D
Safety bars prevent inadvertent lowering.



E HPT400H


Hydraulic Platform Truck High Lift 300kg Capacity

Heavy-duty construction. High lift version with 1290mm maximum platform height. Fitted with four composite wheels, two fixed and two locking castors for easy-rolling over rough workshop and warehouse floors. One-piece hydraulic unit controlled by large rear mounted foot pedal. Safety release mechanism positioned on handlebar for smooth controlled descent. Suitable for numerous garage, industrial and warehouse handling applications. Supplied with non-slip platform cover for added load security. May also be used as a mobile service bench.

Capacity:	300kg
Minimum Platform Height:	360mm
Maximum Platform Height:	1290mm
Platform Length:	910mm
Platform Width:	500mm
Wheel Diameter:	Ø125mm



	A	B	C	D
Model No:	HPT150	HPT300	HPT500	HPT1000
Capacity:	150kg	300kg	500kg	1000kg
Minimum Platform Height:	225mm	270mm	280mm	430mm
Maximum Platform Height:	700mm	770mm	860mm	1020mm
Platform Length:	705mm	820mm	815mm	1015mm
Platform Width:	450mm	520mm	500mm	510mm
Wheel Diameter:	Ø100mm	Ø125mm	Ø125mm	Ø150mm



F PAR01

Portable Access Ramp - 450kg Capacity

Lightweight, durable access ramp. Ideal for transporting goods up kerbs and steps. Fitted with two carry handles and rubber stoppers to prevent movement while in use. Features 600mm wide textured ramp surface providing additional grip. Maximum capacity 450kg.


Size (W x D x H):	680 x 680 x 120mm
--------------------------	-------------------

A-D SEE BELOW

Flat Bungee Cord Sets

Sets of two extra-strong bungee cords ideal for multiple applications including garage, workshop, trailer and domestic use. Heavy-duty steel hooks with nylon coating, polypropylene braid with high grade rubber cord giving maximum elasticity. Up to three times stronger than traditional bungee cords.

Model No:	Free Length:	Maximum Stretch:
A BCS15	460mm	1040mm
B BCS16	610mm	1300mm
C BCS17	760mm	2000mm
D BCS18	910mm	2200mm


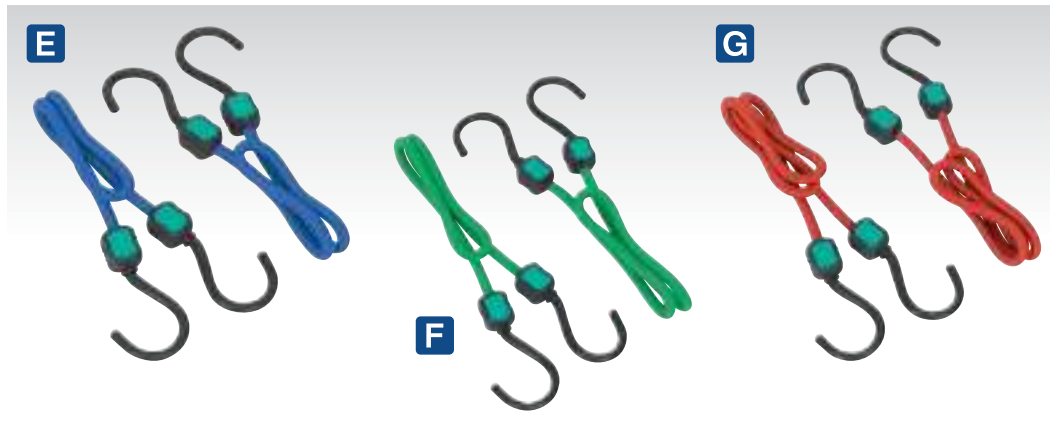


E-G SEE BELOW

Bungee Cord Sets

Sets of two strong steel hooks with smooth nylon coating to prevent scratching. Heavy-duty polypropylene braid and high grade rubber cord providing maximum elasticity. Ideal for a wide range of applications including garages, workshops and trailers.

Model No:	Free Length:	Maximum Stretch:
E BCS19	460mm	1100mm
F BCS21	610mm	1350mm
G BCS22	760mm	1700mm



H-I SEE BELOW

Elastic Cord Sets

Elastic cords make tying items down quick and easy. Can be used in the workshop, garage, car, trailer and caravan. Not suitable for supporting loads. Packaged in a round plastic tube.

Model No:	BCS10	BCS20
Contents:	Ø8 x 250mm (x4), Ø8 x 600mm (x2), Ø8 x 800mm (x2), Ø8 x 1000mm (x2)	Ø8 x 250mm (x4), Ø8 x 400mm (x4), Ø8 x 500mm (x4), Ø8 x 600mm (x4), Ø8 x 750mm (x4)

J BCS23

1000mm Octopus Bungee Cord

Fitted with eight nylon coated steel hooks to provide a strong hold and prevent scratching. Arms stretch out from centre ring to secure multiple points. Ideal for securing awkward items on trailers and roof racks while in transit.

Free Length:	1000mm
Maximum Stretch:	1800mm




A TARP68 Tarpaulins

Manufactured from 130g/m² polyethylene with heavy, 30micron laminate. Tear-proof, waterproof and treated with a UV filter to prolong life and durability. Mould and mildew proofed. Constructed with roped edges and metal grommets in all corners and every metre. Top quality tarpaulins available in blue or green are suitable for farm, garden, bodyshop, garage, boat yard and leisure use.

BLUE	GREEN	
Model No:	Model No:	Size:
TARP68	TARP68G	1.73 x 2.13m
TARP810	TARP810G	2.44 x 3.05m
TARP1012	TARP1012G	3.05 x 3.66m
TARP1216	TARP1216G	3.66 x 4.88m
TARP1620	TARP1620G	4.88 x 6.10m
TARP1824	TARP1824G	5.49 x 7.32m
TARP2040	TARP2040G	6.10 x 12.19m

Note: Nominal sizes



B SEE BELOW Polypropylene Rope

Multipurpose heavy-duty weather resistant polypropylene rope. Available in Ø8mm and Ø10mm, in 220m lengths.

Model No:	Diameter:	Length:
RC08220	Ø8mm	220m
RC10220	Ø10mm	220m



C TARP12 12pc Assorted Tarpaulin Cord Set

Adjustable composite hooks with ball-ended bungee cords. The cord is detached from the hook, fed through the tarpaulin rope eye and then reattached at the required length. Three different length cords are supplied, with a maximum safe stretch up to 1050mm and safe load up to 20kg.

Contents:	310mm (x4), 440mm (x4), 600mm (x4)
Free Length:	Maximum Stretch:
310mm:	550mm
440mm:	800mm
600mm:	1050mm



D TARP4 4pc Tarpaulin Clip Set

Composite clip set with heavy-duty spring. Simple-to-use with tension adjusting control to enable a firm grip of tarpaulins and sheeting without the need to use rope eyes. Suitable for use on trucks, trailers, farm, garden and garage applications.



E NEW

F NEW

600kg
5m
25mm



E-F SEE BELOW 25mm x 5m Ratchet Straps

Manufactured from polyester webbing. Simple drum and ratchet mechanism tensions the webbing to provide superior load restraint. Packaged on a corner protector to allow for immediate use without having to worry about damaged goods.

	E	F
Model No:	TD0635S	TD0635E
Breaking Strain:	600kg	600kg
Maximum Tension:	300kg	300kg
Hook:	S-Type	n/a



G TD285SBD 6pc Ratchet Strap & Flat Bungee Cord Set

Manufactured from polyester webbing with stitched reinforcement around hooks. Suitable for securing loads and tarpaulins onto flat-beds or trailers and for general load restraint. Simple drum and ratchet mechanism tensions the webbing to provide superior load restraint. Also includes two 760mm flat bungee cords and a set of two 460mm flat bungee cords.

Contents:	Tie Downs (x2), Bungee Cords (x4)
Maximum Tension:	400kg
Load Test:	800kg
Webbing Width:	25mm
Webbing Length:	5m
Hook:	S-Type



800kg 25mm
5m

HOW TO USE RATCHET STRAPS
See our video on how to use one piece, two piece and auto retracting ratchet straps.





A-B SEE BELOW

Auto Retractable Ratchet Straps

Manufactured from polyester webbing with stitched reinforcement around hooks. Auto-rewind at a push of a button retracts the webbing, leaving the unit neat and tidy. Simple drum and ratchet mechanism tensions the webbing to provide superior load restraint. Suitable for securing of loads and tarpaulins onto flatbeds or trailers. Handles and release mechanism are rubber coated for added comfort.

	A	B
Model No:	ATD25301	ATD50301
Quantity:	1	1
Maximum Tension:	300kg	750kg
Load Test:	600kg	1500kg
Webbing Width:	25mm	50mm
Webbing Length:	3m	3m
Hook:	S-Type	S-Type



D-E SEE BELOW

Car Transporter Ratchet Straps

Manufactured from polyester webbing with stitched reinforcement around hooks. Suitable for securing cars on transporters using wheel strap, which slides on to the main strap. Model No. TDRWA features soft wheel choker for use on alloy wheels. A double-locking, short narrow handle ratchet ensures there is no risk of disengagement or tension loss until the handle is released.

	D	E
Model No:	TDRWA	TDRWS
Quantity:	1	1
Maximum Tension:	2500kg	2250kg
Load Test:	5000kg	4500kg
Webbing Width:	50mm	50mm
Webbing Length:	3m	3m
Cross Strap Length:	320mm	320mm
Wheel Type:	Alloy	Steel
Hook:	J-Type	J-Type



C TD1202SR

Slide Ratchet Straps

Manufactured from polyester webbing with stitched reinforcement around hooks and all fixing points. Suitable for securing weighty loads and tarpaulins onto trailers. Ratchet mechanically tensions the webbing using a simple drum and ratchet mechanism providing superior load restraint. Sliding feature allows mechanism to be located at any point along run of webbing, resulting in reduced load damage and ease of operation. Hook-and-loop straps tidy away excess webbing for improved safety.

Quantity:	2
Maximum Tension:	600kg
Load Test:	1200kg
Webbing Width:	32mm
Webbing Length:	3m
Hook:	S-Type



F TDRWKIT

4pc Car Transporter Ratchet Strap Kit

Manufactured from polyester webbing with stitched reinforcement around hooks. Suitable for securing cars on transporters using wheel strap, which slides on to the main strap. Includes four ratchet straps, four soft wheel chokers for use on alloy wheels and four wheel chokers with 'O' rings for use on steel wheels. A double-locking, short narrow handle ratchet ensures there is no risk of disengagement or tension loss until the handle is released.

Maximum Tension:	2250kg
Load Test:	4500kg
Webbing Width:	50mm
Webbing Length:	3m
Cross Strap Length:	320mm
Wheel Type:	Alloy or Steel
Hook:	J-Type

IMPORTANT

The specification table indicates two load specifications. The maximum tension is that which is developed by the ratchet mechanism. The load test is the capacity of the webbing to resist shock loads.




A-B SEE BELOW

Self-Securing Ratchet Straps

Manufactured from polyester webbing. These straps are ideal for securing and binding oversized and difficult loads together. Feed webbing around load and back through ratchet mechanism to ensure load is secure. Simple drum and ratchet mechanism tensions the webbing to provide superior load restraint.

	A	B
Model No:	TD05045E	TD08045E
Quantity:	2	2
Maximum Tension:	250kg	400kg
Load Test:	500kg	800kg
Webbing Width:	25mm	25mm
Webbing Length:	4.5m	4.5m



C-D SEE RIGHT

Polyester Webbing Ratchet Straps with S-Hooks

Manufactured from polyester webbing with stitched reinforcement around hooks. Suitable for securing loads and tarpaulins onto flatbeds or trailers and for general load restraint. Simple drum and ratchet mechanism tensions the webbing to provide superior load restraint.

	C	D
Model No:	TD0540S2	TD0540S4
Quantity:	2	4
Maximum Tension:	250kg	250kg
Load Test:	500kg	500kg
Webbing Width:	25mm	25mm
Webbing Length:	4m	4m
Hook:	S-Type	S-Type

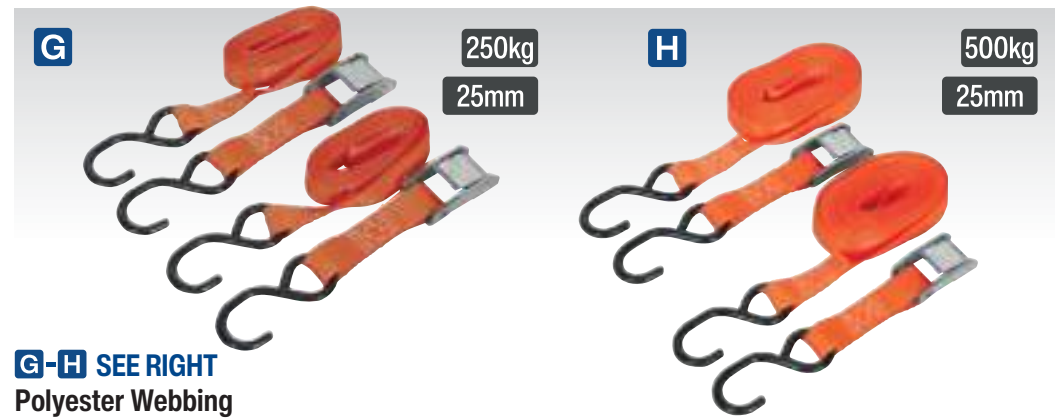


E-F SEE BELOW

Polyester Webbing Ratchet Straps with S-Hooks

Manufactured from polyester webbing with stitched reinforcement around hooks. Suitable for securing loads and tarpaulins onto flatbeds or trailers and for general load restraint. Simple drum and ratchet mechanism tensions the webbing to provide superior load restraint.

	E	F
Model No:	TD284SD	TD484SD
Quantity:	2	4
Maximum Tension:	400kg	400kg
Load Test:	800kg	800kg
Webbing Width:	25mm	25mm
Webbing Length:	4m	4m
Hook:	S-Type	S-Type




G-H SEE RIGHT

Polyester Webbing Cam Buckle Straps with S-Hooks

Manufactured from polyester webbing with stitched reinforcement around hooks. Suitable for securing loads and tarpaulins onto flatbeds or trailers and for general load restraint. Simple cam buckle fastener tensions the webbing to provide superior load restraint.

	G	H
Model No:	TD2525CS	TD05025CS
Quantity:	2	2
Maximum Tension:	125kg	250kg
Load Test:	250kg	500kg
Webbing Width:	25mm	25mm
Webbing Length:	2.5m	2.5m
Hook:	S-Type	S-Type



I TDL01

Tie Down Securing Loop - Pair

Manufactured from polyester webbing. Use to either loop or create a slip knot at any appropriate point of the load and then attach to the hook of the strap. Suitable for use on motorcycles or offset loads to help prevent scratches to paint finishes and chrome.

Maximum Tension:	1000kg
Load Test:	2000kg
Webbing Width:	35mm
Webbing Length:	450mm

HOW TO USE RATCHET STRAPS
See our video on how to use one piece, two piece and auto retracting ratchet straps.



A-Q SEE BELOW

Ratchet Straps

Manufactured from polyester webbing with stitched reinforcement around hooks. Suitable for securing loads and tarpaulins onto flat-beds or trailers and for general load restraint. Straps rely on the operator tensioning the webbing with body weight. Ratchet mechanically tensions the webbing using a simple drum and ratchet mechanism providing superior load restraint.



HOW TO USE RATCHET STRAPS
See our video on how to use one piece, two piece and auto retracting ratchet straps.


	A	B
Model No:	TD0845S	TD0845J
Quantity:	1	1
Maximum Tension:	400kg	400kg
Load Test:	800kg	800kg
Webbing Width:	25mm	25mm
Webbing Length:	4.5m	4.5m
Hook:	S-Type	J-Type



800kg 25mm 4.5m



25mm 6m 8m 10m



35mm 6m 8m 10m



50mm 6m 8m 10m

	C	D	E	F	G	H	I	J	K
Model No:	TD1506J	TD1508J	TD1510J	TD2006J	TD2008J	TD2010J	TD3006J	TD3008J	TD3010J
Quantity:	1	1	1	1	1	1	1	1	1
Maximum Tension:	750kg	750kg	750kg	1000kg	1000kg	1000kg	1500kg	1500kg	1500kg
Load Test:	1500kg	1500kg	1500kg	2000kg	2000kg	2000kg	3000kg	3000kg	3000kg
Webbing Width:	25mm	25mm	25mm	35mm	35mm	35mm	50mm	50mm	50mm
Webbing Length:	6m	8m	10m	6m	8m	10m	6m	8m	10m
Hook:	J-Type	J-Type	J-Type	J-Type	J-Type	J-Type	J-Type	J-Type	J-Type



50mm 6m 8m 10m



75mm 8m 10m 12m




1200kg 32mm 4.9m

R TD41248JD
32mm x 4.9m Polyester Webbing Ratchet Straps with J-Hooks
1200kg Breaking Strength

Manufactured from polyester webbing with stitched reinforcement around hooks. Suitable for securing loads and tarpaulins onto flatbeds or trailers and for general load restraint. Simple drum and ratchet mechanism tensions the webbing to provide superior load restraint.

	L	M	N	O	P	Q
Model No:	TD5006J	TD5008J	TD5010J	TD10008J	TD10010J	TD10012J
Quantity:	1	1	1	1	1	1
Maximum Tension:	2500kg	2500kg	2500kg	5000kg	5000kg	5000kg
Load Test:	5000kg	5000kg	5000kg	10000kg	10000kg	10000kg
Webbing Width:	50mm	50mm	50mm	75mm	75mm	75mm
Webbing Length:	6m	8m	10m	8m	10m	12m
Hook:	J-Type	J-Type	J-Type	J-Type	J-Type	J-Type

Quantity:	2
Maximum Tension:	600kg
Load Test:	1200kg
Webbing Width:	32mm
Webbing Length:	4.9m
Hook:	J-Type



IMPORTANT: These ramps are designed for levelling only. Do **not** work under vehicle whilst it is being supported by these ramps.




IMPORTANT: These ramps are designed for levelling only. Do **not** work under vehicle whilst it is being supported by these ramps.

A WL301
3-Stage Levelling Ramps - 2.5 Tonne Capacity per Ramp
5 Tonne Capacity per Pair

Ideal for campervans and caravans (capacity 5 Tonne per pair). Not to be used as a lifting ramp for the purpose of working underneath the vehicle. Suitable for single axle vehicles only. Raise wheels to various heights using different points on each ramp, to level vehicle out. Anti roll off step at end of ramp. Durable and easy-to-clean UV resistant high-density polyethylene with a non-slip surface.

B TS05
Tyre Savers - 2.5 Tonne Capacity per Ramp
5 Tonne Capacity per Pair


Tyre saving blocks help prevent flat spots or damage to car, caravan or motorhome tyres whilst they are stationary for prolonged periods of time, such as over winter. Maximum weight capacity 5 Tonne per pair. Saves installing winter storage wheels. Increased stability, as wheels cannot easily be moved in either direction without deliberate intent to do so.



C WC17
Heavy-Duty Steel Wheel Chock - Single

Welded steel wheel chock. Prevents vehicle movement when being jacked on a level surface or parked on an incline not exceeding 10°. Suitable for heavy goods vehicles not exceeding 15 Tonne gross weight.

Material:	Steel
Dimensions (W x D x H):	240 x 200 x 230mm
Applications:	Vehicles up to 15 Tonne
Weight:	2.95kg



D WC18
Heavy-Duty Steel Wheel Chock - Single

Welded steel wheel chock. Prevents vehicle movement when being jacked on a level surface or parked on an incline not exceeding 10°. Suitable for heavy goods vehicles not exceeding 20 Tonne gross weight.

Material:	Steel
Dimensions (W x D x H):	270 x 200 x 245mm
Applications:	Vehicles up to 20 Tonne
Weight:	4.47kg



E WC02
Rubber Wheel Chocks 3.3kg - Pair

Two rubber wheel chocks. Prevents vehicle movement when being jacked on a level surface or parked on an incline not exceeding 12°. Suitable for vehicles below 5 Tonne.

Dimensions (W x D x H):	115 x 270 x 175mm
--------------------------------	-------------------



F WC05
Heavy-Duty Steel Wheel Chocks 4kg - Pair

Two welded steel wheel chocks. Prevents vehicle movement when being jacked on a level surface or parked on an incline not exceeding 12°. Suitable for heavy goods vehicles.

Dimensions (W x D x H):	200 x 270 x 210mm
--------------------------------	-------------------



A PB393

Steering Wheel Lock

Hardened steel lock that is quick and easy to fit to steering wheel. Highly visible deterrent to the vehicle thief. Vinyl coating protects steering wheel from damage. Supplied with two keys.

Wheel Internal Diameter Range: Ø180-365mm



E PB397

Wheel Clamp with Lock & Key

Manufactured from quality steel with zinc plating for corrosion resistance. Simple and quick ratchet action makes protection easy. Fully lockable and supplied with two keys. Ideal for forecourt use. Finished in yellow for high visibility.

Minimum Clamp Diameter:	Ø450mm
Maximum Clamp Diameter:	Ø640mm
Maximum Tyre Width:	225mm



G PB298

3-Legged Parking Barrier with Integral Lock

Heavy-duty parking barrier manufactured from Ø50mm tube steel. Supplied with integral lock and two keys. Powder coat finish for corrosion resistance. For full security, we suggest you drill out the screw head after installation.

Minimum Height:	60mm
Maximum Height:	450mm
Width:	980mm

HEAVY DUTY



B-C NEW

B-C SEE BELOW

Wall Mounting Convex Mirrors

Convex mirrors for improved visibility. Supplied with wall fixing and adjustable swivel joint, allowing for quick and easy positioning. Ideal for use as a safety or security mirror.

Model No:	Diameter:
B CM300	Ø300mm
C CM450	Ø450mm




F PB395

Claw Car Wheel Clamp with Lock & Key

Claw locks around wheel rim and tyre. Simple and quick ratchet action makes fitting easy. Fully lockable. No need to touch wheel or tyre when installing or removing so hands remain clean. Plastic sleeved claws will not damage alloys. Finished in yellow and red for high visibility.

Minimum Clamp Diameter:	Ø180mm
Maximum Clamp Diameter:	Ø270mm
Throat:	190mm



D RBLP

Removable Bollard Base Plate - Locking

Steel bollard base plate fixes permanently in place using four pre-drilled Ø23.5mm mounting holes (fixings not included). Base will fit various sizes of bollards (not supplied) - especially suited to Sealey Model No's. BOL600, BOL900, BOL1050 and BOL1200. Ø11mm Padlock hole will accommodate most robust padlock designs.

Minimum Height:	30mm
Width:	340mm
Weight:	3.54kg



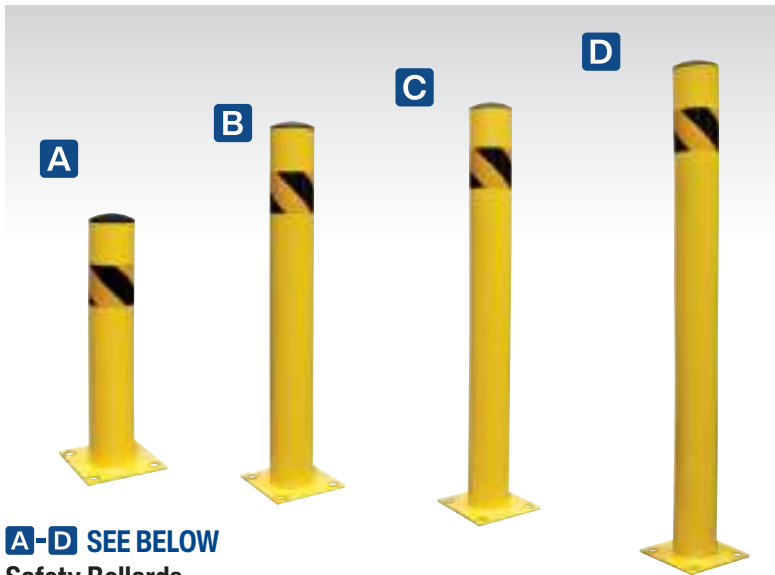
H STS01

Folding Wheel Step

Heavy-duty wheel step gives safe and easy-access to engine or top of vehicle, ideal for 4x4s. Heavy gauge all steel construction folds for easy storage. Suitable for wheel diameters between 14" and 20" and will fit tyres up to 10" deep. Rubber topped platform for added grip and safety. Platform is height-adjustable (three mounting points 90mm apart).

Capacity:	225kg
Platform Size:	210 x 560mm
Wheel Diameter:	14"-20"





A-D SEE BELOW

Safety Bollards

Constructed from heavy-duty Ø110mm steel pipe. Plastic cap can be removed and the pipe filled with cement for greater impact resistance. 200mm Square base plate has four pre-drilled Ø22mm holes for fixing to floor (fixings not included). Can be installed as a removable bollard with a secure locking collar (requires Model No. RBLP (page 1381) and a padlock, see pages 1070 to 1071).

	A	B	C	D
Model No:	BOL600	BOL900	BOL1050	BOL1200
Height:	600mm	900mm	1050mm	1200mm
Weight:	4.46kg	5.86kg	6.06kg	6.60kg



E FBOL900
900mm Folding Bollard with Lock

Constructed from heavy-duty Ø114 steel pipe. Features integral lock. Sturdy 200 x 220mm base plate with four pre-drilled Ø13.5mm holes for fixing to floor (fixings not included).

Minimum Height:	130mm
Maximum Height:	900mm
Weight:	10.76kg



F PFB2500
2500mm Plastic Folding Barrier

Temporary expanding barriers unfold from 230mm to 2.5m long fully extended. 380mm Wide legs at either end, which can both be filled with water via 20mm screw cap on each one, for greater weighted stability. Each side has red and silver reflective criss-crossing strips for maximum visibility across the whole barrier. Sturdy yet flexible material allows for quick and easy stowing.

Weight:	2.36kg
----------------	--------



G-H SEE BELOW
Post & Chain Kits

Highly visible post and chain kits ideal for creating a temporary safety barrier when working on hybrid and electric vehicles. Bases can be filled with dry sand for extra stability.

	G	H
Model No:	RWSBKIT	BYSBKIT
Contents:	Six Red/White Posts, Six Bases, 25m x 6mm Red/White Plastic Chain and Chain Securing Hooks	Six Black/Yellow Posts, Six Bases, 25m x 6mm Black/Yellow Plastic Chain and Chain Securing Hooks
Weight:	4.35kg	4.35kg



A-B SEE BELOW

Bicycle Racks

Heavy-duty racks, manufactured from galvanized steel for corrosion resistance.

	A	B
Model No:	BS14	BS16
Bicycle Capacity:	1	5
Dimensions (W x D x H):	90 x 260 x 365mm	1420 x 260 x 320mm
Maximum Tyre Width:	55mm	55mm

C BS13

Adjustable Bicycle Rack Wall Mounting

Wall mounting bicycle rack. Heavy-duty galvanized steel construction with 180° swivel movement.



D BS7

Folding Bicycle Rack - Wall Mounting

Wall mounting bicycle rack. Arms fold up when unloaded for compact storage. Supports up to two bicycles (not exceeding 40kg).

Width:	500mm
Arm Length:	490mm
Bicycle Capacity:	2



E CL9512

10mm x 1500mm Motorcycle Chain Lock

Protective covered chain, avoids accidental scratching and damage to the bike. Triple bearing locking system encased in a double protection body, helps prevent tampering. Supplied with two keys.

Chain Size:	Ø10 x 1500mm
--------------------	--------------



Bicycle can be positioned at various angles.

ADJUSTABLE HEIGHT
HEAVY DUTY



Quick release handle.



G CL129DL

12 x 12 x 900mm Motorcycle Chain Lock

Heavy-duty 12mm square link chain, fitted with durable nylon sleeve for avoiding accidental scratching and damage to the bike. Features extra-long 12mm thick shrouded shackle with anti-drill, anti-saw and anti-pick protection on the locking cylinder. Supplied with two keys.

Chain Size:	12 x 12 x 900mm
--------------------	-----------------



H CLA109DL

10.5 x 10.5 x 1500mm Motorcycle Chain & Disc Lock 4* ART Approved

Heavy-duty 10.5mm square link chain, fitted with durable nylon sleeve for avoiding accidental scratching and damage to the bike. Features hardened zinc alloy bodied disc lock with anti-drill, anti-saw and anti-pick protection on the locking cylinder. 4* ART Approval. Supplied with two keys.

Chain Size:	10.5 x 10.5 x 1500mm
ART Approval:	4*

F BS103

Workshop Bicycle Stand

Adjustable work height and fitted with articulated rubber coated frame clamp preventing damage to paintwork. Features four folding legs with a 1370mm span for added stability and multi-position tool tray to ensure tools are always close to hand.

Minimum Height:	1050mm
Maximum Height:	1750mm
Maximum Load:	30kg
Weight:	6.2kg

A SEE BELOW

Lightweight Car Covers

Made from lightweight, anti-scratch material to protect vehicle's paintwork. Side-opening zips give access to vehicle doors without removing cover. Features elastic corners for easy fitting. Fitted with fastening clip to secure cover onto vehicle. Suitable for dust protection and resistant to light rain.

Model No:	Dimensions (L x W x H):
CCES	3800 x 1540 x 1190mm
CCEM	4060 x 1650 x 1220mm
CCEL	4300 x 1690 x 1220mm
CCEXL	4830 x 1780 x 1220mm



B SEE BELOW

Car Covers

Ideal for protection, rain or shine, against weathering and fading. 2-Layer cover for extra protection. Inner layer is made from soft anti-scratch material to protect vehicle's paintwork. Elastic corners for easy and secure fitting. Side-opening zip to allow access to the car when covered. Supplied with waterproof storage bag.

Model No:	Dimensions (L x W x H):
CCS	3800 x 1540 x 1190mm
CCM	4060 x 1650 x 1220mm
CCL	4300 x 1690 x 1220mm
CCXL	4830 x 1780 x 1220mm



C SEE BELOW

3-Layer All Seasons Car Covers

Professional all-seasons car covers, manufactured from completely waterproof 3-layer breathable composite material, which allows condensation to evaporate. Can be used inside or outside to protect vehicle from elements that could be potentially damaging. Cover is easy to fit using the elasticated edges which fit around the vehicle's bumper and ties down securely with under car straps. This range of car covers also protects from UV/heat, environmental pollutants, bird droppings plus snow and ice.

Model No:	Dimensions (L x W x H):
SCCS	3800 x 1650 x 1200mm
SCCM	4050 x 1650 x 1200mm
SCCL	4550 x 1650 x 1200mm
SCCXL	5100 x 1780 x 1240mm
SCCXXL	5100 x 1950 x 1520mm



UV stable material ensures cover can be used during Summer months to protect vehicle from heat and the sun's rays without the risk of fabric degradation.



Provides resistance to environmental pollutants, tree sap and bird droppings.




With use of external seams, this cover minimises the risk of abrasion and ensures the cover is completely waterproof.



Protects vehicle against snow and ice, thanks to its waterproof 3-layer design.



Made using a 3-layer cover allowing paintwork to breathe, preventing condensation forming and reducing the risk of damaging the vehicle's paintwork.



A FGE01

Foldable Garage Extension

Foldable garage extension, perfect for allowing temporary use of a driveway as a garage. Supplied with a powder coated steel frame. 195g/m2 PE Tarp with UV protection and completely waterproof.

Door Size (W x H):	2.5 x 2m
Overall Size (W x D x H):	2.5 x 4.5 x 2.5m
Material:	195g/m2 PE Tarp and Steel
Weight:	122kg


B SBSC01

Outdoor Storage Box

Manufactured from heavy-duty polypropylene, maintenance-free and fully weatherproof. Features hinged lid which can be padlocked (not included) for added security. Fitted with two carry-handles, closed ventilation and two integral wheels on base for easy manoeuvrability. Ideal for use in multiple domestic applications, including garden tool and furniture storage. Supplied flat-packed and can be easily assembled with no tools required.

Specification:	Width:	Depth:	Height:
External Size:	1120mm	460mm	540mm
Internal Size:	1100mm	450mm	500mm
Maximum Load:	150kg		
Weight:	9.8kg		

B





A CCS01
Vehicle Storage Shelter

Made from durable anti-scratch material to protect vehicle's paintwork. Rigid tubular frame with hinged opening for easy-access. Hook-and-loop vents allow increased ventilation while still keeping vehicle protected from elements. Includes anchor points for fixing shelter to driveway/ground (fixings not included). Central padlock hasp and additional ground anchor point for increased security when canopy is closed.

Overall Size (W x D x H): 2.7 x 5.5 x 2m



B CPS01
Instant Car Port Shelter

Allows for temporary or permanent storage of small cars, boats, materials and machinery. Manufactured from a strong, rust resistant thermoset powder coated steel frame and 3-layer heavy-duty polyethylene tarpaulin cover, with rip-stop to help prevent tears. Includes stake pegs to secure unit and side skirting to protect against crosswinds. Features a wide opening double zip door which can be rolled up to provide easy-access. Cover is UV resistant for long-life and gives protection for stored items.

Size (W x D x H): 3 x 5.2 x 2.4m



CPS01 is secured using heavy-duty ratchet tie downs.



C CPS03
Dome Roof Car Port Shelter

Allows for temporary or permanent storage of small cars, boats, materials and machinery. Manufactured from a strong, rust resistant thermoset powder coated steel frame and 3-layer heavy-duty polyethylene tarpaulin cover, with rip-stop to help prevent tears. Includes stake pegs to secure unit and side skirting to protect against crosswinds. Features a wide opening double zip door which can be rolled up to provide easy-access. Cover is UV resistant for long-life and gives protection for stored items. Features a dome roof design to further protect against strong winds.

Size (W x D x H): 4 x 6 x 3.1m



D CPS02
Instant Car Port Shelter

Allows for temporary or permanent storage of large cars, boats, materials and machinery. Manufactured from a strong, rust resistant thermoset powder coated steel frame and 3-layer heavy-duty polyethylene tarpaulin cover, with rip-stop to help prevent tears. Includes stake pegs to secure unit and side skirting to protect against crosswinds. Features a wide opening double zip door which can be rolled up to provide easy-access. Cover is UV resistant for long-life and gives protection for stored items.

Size (W x D x H): 3.3 x 7.5 x 2.9m



CPS02 & CPS03 feature clips to keep shelter door open when in use.



A



A WPHG01
5V Heated Puffy Gilet

Water-resistant gilet with three carbon fibre heating elements. Heating elements are in the back and each side of the chest. Three different heat modes controlled by colour changing button (White – Low, Blue – Medium, Red – High). One-size-fits-all design with adjustable chest and waist size. Power bank not included but required (see page 1177), recommended 2A output for optimum use.

B-E



B-E SEE RIGHT
5V Heated Rain Jackets

Waterproof jackets with three carbon fibre heating elements. Heating elements are in the back and each side of the chest. Three different heat modes controlled by colour changing button (Blue – Low, Green – Medium, Red – High). Power bank not included but required (see page 1177), recommended 2A output for optimum use.

Model No:	Size:
B WPHJ01	Small
C WPHJ02	Medium
D WPHJ03	Large
E WPHJ04	X-Large

F-G NEW



Comes with Battery.



F-G SEE BELOW

5V Heated Puffy Gilets - with Power Bank

Water-resistant gilets with three carbon fibre heating elements. Heating elements are in the back and each side of the chest. Three different heat modes controlled by colour changing button (White – Low, Blue – Medium, Red – High). One-size-fits-all design with adjustable chest and waist size.

Model No:	Contents:	Run Time:
F HG01KIT	WPHG01 - 5V Heated Puffy Gilet 44" to 52" Chest, SPB101 - 10W 10000mAh Portable Power Bank	6hr
G HG02KIT	WPHG01 - 5V Heated Puffy Gilet 44" to 52" Chest, SPB102 - 10W 20000mAh Portable Power Bank	12hr

H-O NEW



Comes with Battery.



H-O SEE BELOW

5V Heated Rain Jackets - with Power Bank

Water-resistant jackets with three carbon fibre heating elements. Heating elements are in the back and each side of the chest. Three different heat modes controlled by colour changing button (Blue – Low, Green – Medium, Red – High).

Model No:	Contents:	Jacket Size:	Run Time:
H HJ01KIT	WPHJ01 - 5V Heated Rain Jacket, SPB101 - 10W 10000mAh Portable Power Bank	Small	6hr
I HJ02KIT	WPHJ02 - 5V Heated Rain Jacket, SPB101 - 10W 10000mAh Portable Power Bank	Medium	6hr
J HJ03KIT	WPHJ03 - 5V Heated Rain Jacket, SPB101 - 10W 10000mAh Portable Power Bank	Large	6hr
K HJ04KIT	WPHJ04 - 5V Heated Rain Jacket, SPB101 - 10W 10000mAh Portable Power Bank	X-Large	6hr
L HJ05KIT	WPHJ01 - 5V Heated Rain Jacket, SPB102 - 10W 20000mAh Portable Power Bank	Small	12hr
M HJ06KIT	WPHJ02 - 5V Heated Rain Jacket, SPB102 - 10W 20000mAh Portable Power Bank	Medium	12hr
N HJ07KIT	WPHJ03 - 5V Heated Rain Jacket, SPB102 - 10W 20000mAh Portable Power Bank	Large	12hr
O HJ08KIT	WPHJ04 - 5V Heated Rain Jacket, SPB102 - 10W 20000mAh Portable Power Bank	X-Large	12hr





INDEX

MODEL NO. INDEX.....1389-1422
DESCRIPTIVE INDEX.....1423-1430

<u>MODEL NO.</u>	<u>PAGENO.</u>	<u>MODEL NO.</u>	<u>PAGENO.</u>	<u>MODEL NO.</u>	<u>PAGENO.</u>	<u>MODEL NO.</u>	<u>PAGENO.</u>	<u>MODEL NO.</u>	<u>PAGENO.</u>	<u>MODEL NO.</u>	<u>PAGENO.</u>
1000E.....	314	120/690047.....	752	2100TB.....	285	342/12R.....	236	404/100.....	1290	802XL.....	1293
1000ETJ.....	310	120/690048.....	752	2100TB.A.....	285	342/14R.....	236	4040AB.....	283	802XLO.....	1293
1000TR.....	311	120/690049.....	752	2180LE.....	278	342/310C.....	236	4040AG.....	283	802XXL.....	1293
1000TRQ.....	311	120/690050.....	752	2200HL.....	284	342/312C.....	236	4040AO.....	283	802XXLO.....	1293
100DV.....	1214	120/690051.....	752	2201HL.....	284	342/314C.....	236	4040AR.....	283	806L.....	1293
1015CX.....	276	120/690052.....	752	225.....	1279	342/710NF.....	236	4040AY.....	283	806LO.....	1293
1020LE.....	277	120/722319.....	765	2500LE.....	284	342/710VF.....	236	4040TB.....	285	806XL.....	1293
1020LEB.....	277	120/722672.....	764	2501LE.....	284	342/712AF.....	236	406.....	1290	806XLO.....	1293
1020LEBAGCOMBO.....	277	120/802131.....	627	25060.....	923	342/712NF.....	236	5001.....	286	806XXL.....	1293
1020LEBBAGCOMBO.....	277	120/802260.....	624	25080/Ali.....	923	342/712PF.....	236	500ETJ.....	310	806XXLO.....	1293
.....	277	120/803150.....	752	3000CXD.....	279	342/712VF.....	236	500TTJ.....	313	807L.....	1293
1020LEHV.....	277	120/803151.....	752	3000CXDHS.....	279	342/714AF.....	236	502B.....	1292	807LO.....	1293
1020LEHVBAGCOMBO.....	277	120/803152.....	752	3000HLC.....	286	342/714NF.....	236	502BLK.....	1292	807M.....	1293
.....	277	120/803153.....	752	3000LE.....	279	342/714PF.....	236	502W.....	1292	807MO.....	1293
1020LEO.....	277	120/803154.....	752	3000LEHV.....	279	342/714TF.....	236	502Y.....	1292	807XL.....	1293
1020LEOBAGCOMBO.....	277	120/803155.....	752	3001CXP.....	279	342/714VF.....	236	502YFK.....	1292	807XLO.....	1293
.....	277	120/803156.....	752	300ETJ.....	310	342/716AF.....	236	503.....	1292	807XXL.....	1293
1025HL.....	278	120/803158.....	752	300TR.....	311	342/716NF.....	236	57M.....	276	807XXLO.....	1293
1050CX.....	276	120/803159.....	752	300TRQ.....	311	342/716PF.....	236	58M.....	276	9106L.....	1286
1050CXD.....	276	120DV.....	1214	3010CX.....	280	342/716TF.....	236	600TR.....	311	9106L/12.....	1286
1050CXDHV.....	276	140XT.....	741	3015CXD.....	279	342/716VF.....	236	600TRQ.....	311	9106L/B120.....	1286
1050CXHV.....	276	1500E.....	314	3015CXHV.....	280	398/CHN182.....	496	610/40.....	717	9106XL.....	1286
1050CXLE.....	278	1500TR.....	311	3040AB.....	283	3S/4R.....	1209	610/41.....	716	9106XL/12.....	1286
10QJ.....	286	168.200105.....	764	3040AG.....	283	3S/5R.....	1209	610/45.....	716	9106XL/B120.....	1286
1100CXD.....	276	168.200155.....	764	3040AO.....	283	3S/6R.....	1209	610/A2.....	716	9114.....	1287
1153CX.....	278	168.200162.....	765	3040AR.....	283	402/1.....	1290	610/A3.....	716	9114/12.....	1287
1153CXHV.....	278	180XT.....	741	3040AY.....	283	403/10.....	1290	610/A4.....	716	9114/B120.....	1287
1153SUV.....	278	2001LEBL.....	281	3100TB.....	285	403/100.....	1290	610/A5.....	716	9117L.....	1286
120.802032.....	742	2001LEHV.....	281	3100TB.A1.....	285	403/200.....	1290	610/A6.....	716	9117L/12.....	1286
120/122351.....	624	2001LEOR.....	281	314C.....	913	403/250D.....	1290	71EWC.....	914	9117L/B120.....	1286
120/122452.....	627	2001LERE.....	281	3200LEHL.....	281	403/250DRE.....	1290	800TTJ.....	313	9117XL.....	1286
120/432102.....	763	201.....	1278	3290CX.....	279	403/500D.....	1290	802L.....	1293	9117XL/12.....	1286
120/690046.....	752	201/10.....	1278	342/10R.....	236	403/500DRE.....	1290	802LO.....	1293	9117XL/B120.....	1286



MODEL NO.	PAGE NO.	MODEL NO.	PAGE NO.	MODEL NO.	PAGE NO.	MODEL NO.	PAGE NO.	MODEL NO.	PAGE NO.	MODEL NO.	PAGE NO.
9121L	1286	9364	1289	AB046SN	1091	AC0806R	1103	AC40SQBK	1103	ACX13	792
9121L/12	1286	9365	1289	AB047UNF	1090	AC09	790	AC40SQRE	1103	ACX13BP	792
9121L/B120	1286	9366	1289	AB048SS	1090	AC10	790	AC41	790	ACX18	792
9121XL	1286	9420	1290	AB049SNW	1090	AC11	790	AC42	790	ACX18BP	792
9121XL/12	1286	9601L	1291	AB050SNW	1090	AC110K	791	AC44	790	ACX55	792
9121XL/B120	1286	9601XL	1291	AB051SNW	1090	AC12	790	AC4430BK	1103	ACX60	792
9125L	1286	9706	1292	AB052SNW	1090	AC13	790	AC4430RE	1103	ACX90	793
9125L/12	1286	9707L	1292	AB053BH	1094	AC13BP	790	AC45	790	ACX91	793
9125L/B120	1286	9707M	1292	AB054MS	1093	AC1430TWTW	1103	AC46	790	ADB01	656
9125XL	1286	9711	1292	AB055WA	1092	AC15	791	AC48	790	ADB02	656
9125XL/12	1286	9712	1292	AB056WC	1092	AC15BP	791	AC49	790	ADB03	657
9125XL/B120	1286	9804L	1293	AB057LW	1091	AC16	791	AC50	790	ADB04	657
9126	1286	9804M	1293	AB058SW	1092	AC16BP	791	AC51	790	ADB07A	656
9126/12	1286	9804XL	1293	AB059RW	1092	AC1704B	1103	AC52	790	ADB07S	656
9126/B120	1286	9804XXL	1293	AB060SDS	1093	AC1704G	1103	AC55	791	ADB08	682
9136L	1287	9812L	1293	AB061SDH	1094	AC1704R	1103	AC56	791	ADB09	682
9136XL	1287	9812M	1293	AB062STCS	1093	AC18	790	AC57	791	ADB100T	666
9139L	1287	9812XL	1293	AB063STPH	1093	AC18BP	790	AC60	790	ADB10EC	656
9139XL	1287	9812XXL	1293	AB064STPP	1093	AC19	790	AC61	790	ADB10EHC	656
9140L	1286	A1CH	915	AB065STCP	1093	AC20	790	AC62	790	ADB200T	667
9140L/12	1286	A1PT	915	AB066STBK	1094	AC21	790	AC63	790	ADB300	1268
9140L/B120	1286	A2CH	915	AB068BPN	1112	AC22	791	AC64	790	ADB3000	1268
9140XL	1286	AAS10000	299	AB069JG	1095	AC23	791	AC65	790	ADT200	314
9140XL/12	1286	AAS3000	299	AB070JG	1095	AC24	791	AC66	790	ADT3	310
9140XL/B120	1286	AAS5000	299	AB071JG	1095	AC24204CTH	1103	AC67	790	ADT5	310
9142L	1287	AB001SP	1092	AB072JG	1095	AC24207CTH	1103	AC68	790	ADT7	310
9142XL	1287	AB002RC	1084	AB073TI	1088	AC25	791	AC69	790	AFNM-1/16	765
9202	1278	AB003SP	1092	AB074BR	1089	AC25SQBK	1103	AC70	790	AFNM-1/32	765
9203	1277	AB004OR	1083	AB1008	1251	AC25SQRE	1103	AC71	790	AFNM-3/64	765
9204	1277	AB006RP	1082	AB1258	1251	AC26	791	AC72	791	AFPL1	1352
9208	1278	AB007RP	1082	AB160BN	1112	AC27	791	AC73	791	AFPL2	1352
9209	1278	AB008GN	1114	AB1758	1251	AC2725B	1103	AC74	791	AFPL3	1352
9212	1278	AB009GN	1114	AB195NP	1094	AC2725G	1103	AC75	791	AGSR2	1051
9213	1278	AB010DS	1083	AB2050	1251	AC2725R	1103	AC76	791	AH10C/6	788
9214	1278	AB011DS	1083	AB2380	1251	AC28	791	AC77	791	AH10C/8	788
9215	1278	AB012ER	1084	AB3412	1251	AC28307CTH	1103	AC78	792	AH10R	789
9304/10	1288	AB013ER	1084	AB350	1251	AC2830BK	1103	AC79	792	AH10R/12	789
9304/3	1288	AB014FW	1082	AB425AS	1093	AC2830BN	1103	AC80	792	AH10R/38	789
9305/10	1288	AB016CT	1108	AB708	1251	AC2830BU	1103	AC81	792	AH10RX	789
9305/3	1288	AB017CC	1084	AB7081	1251	AC2830GR	1103	AC82	792	AH10RX/38	789
9309/10	1288	AB019CP	1084	AB900	696	AC2830RE	1103	AC83	792	AH15R	789
9309/3	1288	AB020CW	1082	AB931	696	AC2830TWTW	1103	AC84	792	AH15R/12	789
9329/10	1288	AB022LP	1084	AB932	696	AC2830TWTN	1103	AC85	792	AH15R/38	789
9329/3	1288	AB023CA	1096	AB9321	696	AC2830WH	1103	AC86	792	AH15RX	789
9331/10	1288	AB027CW	1082	AB936	696	AC2830YE	1103	AC87	791	AH15RX/38	789
9331/3	1288	AB028SN	1091	ABBOXLAR	1099	AC29	792	ACH60	793	AH20R	789
9332/10	1288	AB029SN	1090	ABBOXMED	1099	AC30	792	ACL3	1349	AH20R/12	789
9332/3	1288	AB030SN	1090	ABTR01	456	AC31	792	ACL307	1349	AH20R/38	789
9333/10	1288	AB031FN	1091	AC01	790	AC32	792	ACL312	1349	AH20RX	789
9333/3	1288	AB032LN	1091	AC01BP	790	AC3220BK	1103	ACOR225	1082	AH20RX/38	789
9334/10	1288	AB033LN	1091	AC04	790	AC3220RE	1103	ACP01	790	AH2R	788
9334/3	1288	AB037HT	1101	AC04BP	790	AC3220TWTN	1103	ACP04	790	AH2R/38	788
9360	1289	AB038MT	1098	AC0507B	1103	AC33	792	ACP13	790	AH30R	789
9360/61	1289	AB039RT	1098	AC0507G	1103	AC34	792	ACP15	791	AH30R/12	789
9360/62	1289	AB040BT	1099	AC0507R	1103	AC35	792	ACP16	791	AH30R/38	789
9360/63	1289	AB041YT	1100	AC06	790	AC36	792	ACP18	790	AH30RX	789
9360/66	1289	AB042MH	1085	AC07	790	AC37	792	ACX01	792	AH30RX/38	789
9361	1289	AB043SE	1085	AC08	790	AC38	790	ACX01BP	792	AH5R	789
9362	1289	AB044DE	1085	AC0806B	1103	AC39	790	ACX04	792	AH5R/12	789
9363	1289	AB045GS	1091	AC0806G	1103	AC40	790	ACX04BP	792	AH5R/38	789

MODEL NO.	PAGE NO.	MODEL NO.	PAGE NO.	MODEL NO.	PAGE NO.	MODEL NO.	PAGE NO.	MODEL NO.	PAGE NO.	MODEL NO.	PAGE NO.
AH5RX	789	AK2018	271	AK25	1137	AK2739	202	AK301	1223	AK3852	463
AH5RX/38	789	AK203	237	AK2501	1137	AK2740	42	AK30110	1225	AK3857	463
AHC10	789	AK2031	237	AK2582	54	AK2741	42	AK3015	1225	AK3858	464
AHC1038	789	AK206	255	AK2583	54	AK2741B	42	AK3015HSS	1225	AK3858/A	464
AHC15	789	AK2061	254	AK2584	54	AK2742	42	AK3021	1221	AK3858/A1	464
AHC1538	789	AK20641	255	AK259/CRV	55	AK2742B	42	AK3024IMP	1223	AK3858/A4	464
AHC20	789	AK208	125	AK2597	55	AK2743	43	AK3027	1222	AK3858/A5	464
AHC2038	789	AK2081	124	AK2598	54	AK2744	43	AK3028	1224	AK3858/B	464
AHC5	789	AK2082	125	AK261	55	AK2744B	43	AK3028BSW	1224	AK3858/C	464
AHC538	789	AK2084	124	AK2651	152	AK2745	43	AK303	1225	AK3858/C1	464
AHF124	1364	AK2085	124	AK2652	152	AK2745B	43	AK3033	1224	AK3858/CASE	464
AHF152	1364	AK2090	542	AK26521	152	AK2746	42	AK3037	1224	AK3858/H	464
AHF254	1364	AK2093	542	AK2660	34	AK2747	43	AK3039HM	1223	AK3858/H2	464
AHF280	1364	AK2096	542	AK2661	36	AK27480	44	AK303IMP	1225	AK3858/H3	464
AHFC10	789	AK2099	196	AK2670	32	AK27481	44	AK3040	1224	AK3858/H6	464
AHFC1038	789	AK2100	196	AK2671	33	AK27482	44	AK304M	1221	AK3858/H7	464
AHFC15	789	AK2104	891	AK2672	34	AK2761	34	AK3060	1225	AK3858COMBO	464
AHFC1538	789	AK210520	202	AK2673	35	AK282	32	AK3076	1224	AK3859	465
AHFC20	789	AK210521	202	AK2674	36	AK282D	33	AK3086HIM	1223	AK386	463
AHFC2038	789	AK210522	202	AK2675	38	AK2831	35	AK310	595	AK3860	465
AHFC5	789	AK210523	202	AK2676	34	AK2841	35	AK311	595	AK3863	463
AHFC538	789	AK2108	196	AK2677	37	AK285	34	AK313	595	AK3870	463
AHHC10	789	AK211	158	AK2678	35	AK285D	35	AK314	1226	AK39	702
AHHC1038	789	AK2110	197	AK2679	37	AK2861	38	AK315	1226	AK390	578
AHHC10G	789	AK214	1193	AK2680	32	AK2871	37	AK317DH	1222	AK3901	702
AHHC15	789	AK2141	1193	AK2682	34	AK2872	32	AK321	1223	AK391	702
AHHC1538	789	AK2186	186	AK2683	35	AK2872D	33	AK322	1223	AK393	732
AHHC20	789	AK219	192	AK2684	36	AK2874	36	AK3254	1109	AK396	735
AHHC2038	789	AK21901	105	AK2685	37	AK2874D	37	AK327	729	AK39602	735
AHHC5	789	AK21902	105	AK2691	32	AK288	36	AK327/B	729	AK397	732
AHHC538	789	AK2194	187	AK2692	33	AK288D	37	AK3305	1153	AK3981	733
AHK01	788	AK21942P	193	AK2693	34	AK289	941	AK368	224	AK3982	733
AHK02	788	AK2195	183	AK2694	35	AK290	941	AK369	224	AK3983	733
AHK03	788	AK21956	192	AK2695	36	AK292	888	AK36D	650	AK3984	733
AHK04	788	AK2196	178	AK2696	37	AK292/2	888	AK370	224	AK3985	733
AJS10000	292	AK21974	192	AK270	64	AK2920	888	AK3707FW	902	AK3986	733
AK05	1137	AK21974P	193	AK2705	32	AK2921	888	AK3715HSS	900	AK3987	733
AK100	726	AK2198	182	AK27051HV	67	AK2923	888	AK3715M	900	AK3988	733
AK10000	1232	AK223	72	AK27052HV	65	AK2923/2	888	AK3715W	902	AK3989	735
AK101	726	AK224	72	AK27053HV	65	AK293	268	AK3717TCM	904	AK399	734
AK10115	1232	AK2242	542	AK27054HV	65	AK2932	268	AK3718MW	902	AK3990	734
AK10116	1235	AK2243	542	AK2706	33	AK2933	265	AK3735	904	AK39902	734
AK102	726	AK225	465	AK27082	65	AK2935	268	AK380	577	AK3991	732
AK110	196	AK2252	465	AK27083	65	AK2946	268	AK3801	702	AK3992	735
AK11000	1236	AK2254	466	AK27084	65	AK2953	265	AK3803	702	AK3HD	902
AK11100	1236	AK2255	465	AK27085	65	AK2955	270	AK381	577	AK400	469
AK11150	1236	AK2265	465	AK27086	65	AK2957	270	AK3811	577	AK4008	458
AK112	196	AK2266	466	AK27087	65	AK2958	270	AK3812	64	AK4012	458
AK1122	1199	AK2269	465	AK27095	65	AK296	248	AK3814	64	AK402	458
AK120B	472	AK228	72	AK271	67	AK2961	265	AK382	578	AK4030	458
AK1214	64	AK2290	466	AK2710	35	AK2962	265	AK3821	578	AK404	265
AK1217	64	AK2291	466	AK2717	32	AK2963	248	AK384	572	AK4041	268
AK1412	64	AK230	191	AK2718	33	AK297	248	AK3841	572	AK4042	268
AK1414	64	AK2301	104	AK271B	67	AK297/B	248	AK3842	572	AK4051	458
AK1621	480	AK231	159	AK272	67	AK2970	269	AK3843	572	AK407	458
AK16371	259	AK2311	159	AK273	578	AK2971	269	AK3845	572	AK409	504
AK1990	271	AK2312	159	AK2736	71	AK2972	269	AK3846	572	AK41	702
AK1991	271	AK2314	159	AK2737	71	AK2973	269	AK385	463	AK410	472
AK1998	271	AK2319	159	AK27371	71	AK297S	248	AK3850	463	AK4120	504
AK2001	1137	AK2319B	159	AK2738	202	AK3009	1221	AK3851	465	AK4122	504

MODEL NO.	PAGE NO.	MODEL NO.	PAGE NO.	MODEL NO.	PAGE NO.	MODEL NO.	PAGE NO.	MODEL NO.	PAGE NO.	MODEL NO.	PAGE NO.
AK4123	504	AK443	641	AK4746	896	AK5115	259	AK5532	183	AK578	1219
AK4124	472	AK445	641	AK4747	896	AK518	242	AK5535	183	AK5781	79
AK4125	504	AK446	640	AK4748	896	AK51C	640	AK5536	183	AK5781.RK	79
AK413	504	AK447	647	AK4749	896	AK52	642	AK5537	183	AK5782	84
AK414	472	AK4482	645	AK4798	904	AK5209	591	AK5538	594	AK5783	46
AK415	458	AK449D	652	AK48	641	AK521	591	AK5584	185	AK5784	84
AK417	472	AK45	647	AK4801	702	AK5214	591	AK5585	185	AK5785	46
AK418	472	AK450DP	650	AK4803	702	AK5215	591	AK5586	103	AK5786	84
AK419	472	AK450DX	650	AK4804	702	AK522	591	AK56/11M	93	AK5787	46
AK42	701	AK451	640	AK481	640	AK5220	721	AK56001	195	AK579	727
AK420	586	AK451DX	651	AK4911	121	AK52206	586	AK56002	195	AK58/11M	93
AK422	472	AK452X	643	AK4925	202	AK52207	586	AK56004	195	AK580	1219
AK427	1147	AK453X	643	AK49252	202	AK52208	586	AK5601	195	AK5801	1218
AK4314	110	AK453X.V3-06	643	AK4927	202	AK5221	721	AK5602	195	AK5802	1218
AK4318	121	AK453X.V3-08	643	AK4929	70	AK5222	721	AK5604	195	AK5803	1218
AK4321	112	AK455	643	AK4932	117	AK5223	721	AK5607	103	AK5804	1218
AK4321HV	112	AK456	643	AK4933	117	AK5225	721	AK5608	104	AK5805	1218
AK4322	114	AK4560D	664	AK4934	117	AK5227	723	AK5609	102	AK5806	1218
AK4322HV	114	AK4561D	664	AK4935	118	AK5228	1125	AK561	82	AK5815M	96
AK4323	114	AK4562D	664	AK4936	118	AK523	590	AK5610	103	AK5816M	98
AK4323HV	114	AK4563D	664	AK4940	115	AK52504	590	AK5611	104	AK5817M	99
AK4324	114	AK4564D	665	AK4940HV	115	AK5251	590	AK5612	104	AK5818M	100
AK4324HV	114	AK4565D	665	AK4941	115	AK526	592	AK5613LP	97	AK582	1219
AK4325	112	AK4567D	665	AK4941HV	115	AK53	642	AK5613M	98	AK5821	164
AK4325HV	112	AK456DX	651	AK4942	115	AK54	662	AK5613TD	99	AK5823	164
AK4328	113	AK458DX	651	AK4942HV	115	AK5400	101	AK5614M	96	AK5826	164
AK4328HV	113	AK459DX	651	AK499	732	AK5401	101	AK5615M	96	AK5828	164
AK4329	112	AK46	662	AK500	469	AK5402	101	AK5616M	99	AK5830	164
AK4332	109	AK46080	605	AK5000	458	AK5403	101	AK5617	105	AK586	1219
AK4333	109	AK46120	605	AK503	258	AK5404	101	AK5617M	100	AK5861	1218
AK4350	111	AK46150	605	AK505	258	AK5405	101	AK5618M	100	AK5862	1218
AK4351	111	AK46200	605	AK5050	536	AK5450	251	AK5619M	96	AK5863	1218
AK4352	111	AK462DX	651	AK5051	261	AK5481	149	AK562	82	AK5864	1218
AK4353	111	AK466D	649	AK5055	533	AK5497	101	AK5620	102	AK5865	1218
AK4354	111	AK467D	652	AK5056	261	AK5498	101	AK5621	103	AK5900	101
AK4355	111	AK467DXP	652	AK50581B	261	AK5499	101	AK5622	104	AK5900B	101
AK4356	111	AK468DXP	652	AK506	258	AK55	640	AK5624M	98	AK5960	723
AK4357	111	AK46KIT	645	AK5062	261	AK5500	101	AK5625M	100	AK598	153
AK4358	111	AK47	662	AK5062/B	261	AK5501	99	AK563	82	AK5981	153
AK4359	111	AK4701	901	AK5063	534	AK55012	99	AK5634M	98	AK5983	155
AK4360	111	AK4702	901	AK5065	259	AK5502	99	AK5694	71	AK59831	155
AK4361	111	AK4704	893	AK5065.B	259	AK55022	99	AK5695	71	AK5987	154
AK4362	111	AK4705	901	AK507	242	AK5503	99	AK570	727	AK5988	154
AK4363	111	AK4706	901	AK508	242	AK5504	99	AK5708	905	AK5989	153
AK4364	111	AK471	662	AK509	242	AK5505	99	AK572	1219	AK59891	155
AK4365	111	AK4719	901	AK51	640	AK5506	99	AK573	1219	AK59895	151
AK4366	111	AK47191	901	AK510	242	AK5507	99	AK5731	1218	AK599	153
AK4367	111	AK4720	904	AK5101	259	AK5508	99	AK5732	1218	AK60/8	1242
AK4368	112	AK4722	896	AK5102	259	AK5510	99	AK5733	1218	AK600	152
AK4368HV	112	AK4725	901	AK5103	259	AK5511	99	AK5734	1218	AK6002	1247
AK4369DS	111	AK47251	901	AK5104	259	AK5512	99	AK5735	1218	AK6003	1247
AK4370	113	AK4728	898	AK5105	259	AK5513	100	AK5736	1218	AK60034	1247
AK4370HV	113	AK4730	898	AK5106	259	AK5514	100	AK576	1220	AK6003SET	1247
AK4371	113	AK4732	896	AK5107	259	AK5521	101	AK5761	79	AK6004	1247
AK4372	111	AK4733	896	AK5108	259	AK5522	102	AK5761.RK	79	AK60044	1247
AK44	641	AK4734	898	AK5109	259	AK5523	101	AK5762	79	AK6004Q	1247
AK4402	641	AK4740	898	AK5110	259	AK5524	101	AK5762.RK	79	AK6006	1247
AK4403	642	AK4743	896	AK5111	259	AK5525	102	AK5763	79	AK60064	1247
AK4404	641	AK4744	896	AK5112	259	AK5526	103	AK5763.RK	79	AK6006Q	1247
AK442	640	AK4745	896	AK5113	259	AK5531	183	AK577	1220	AK6006SET	1247

MODEL NO.	PAGENO.	MODEL NO.	PAGENO.	MODEL NO.	PAGENO.	MODEL NO.	PAGENO.	MODEL NO.	PAGENO.	MODEL NO.	PAGENO.
AK6008	1247	AK62251	176	AK632433	140	AK6410	514	AK6561	177	AK6697	85
AK60084	1247	AK62253	176	AK632434	140	AK6411	515	AK6568	480	AK6698	85
AK6010	1247	AK62254	176	AK632435	140	AK6412	515	AK6569	480	AK67	227
AK6012	1247	AK62255	177	AK632436	140	AK6415	514	AK657	539	AK6800	226
AK6024	1247	AK62257	179	AK632438	140	AK6416	514	AK6570	480	AK6804	730
AK6036	1247	AK62258	177	AK632441	140	AK6417	515	AK6572	539	AK6805	730
AK6048	1247	AK6226	185	AK632442	140	AK6419	515	AK658	512	AK681	97
AK6060	1247	AK62261	186	AK632444	140	AK642	513	AK6586	512	AK682	93
AK607	235	AK62262	180	AK632446	140	AK6420	514	AK659	512	AK6820	228
AK6072	1247	AK62263	180	AK632448	140	AK6421	515	AK66	227	AK6821	228
AK6082	140	AK6228	187	AK632450	140	AK6422	515	AK660	81	AK68217	97
AK6083	140	AK6228B	187	AK6325	135	AK6423	515	AK660.V2.RK	81	AK6822	228
AK6084	1247	AK6229	177	AK63252	135	AK643	513	AK660DF	82	AK6823	228
AK6092	1248	AK6229B	177	AK63253	135	AK6432	513	AK660S	79	AK6824	228
AK6093	1248	AK623	72	AK63254	133	AK644	514	AK660S.RK	79	AK6825	228
AK6095	1248	AK6232	182	AK63255	134	AK6441	514	AK660SF	79	AK6826	227
AK609DT	1248	AK6234	182	AK63256	134	AK645	514	AK660SF.RK	79	AK6827	227
AK6101	1246	AK6235	182	AK63257	150	AK64902	119	AK661	81	AK6828	227
AK61014	1246	AK6236	186	AK63258	134	AK64903	119	AK661.V2.RK	81	AK6829	227
AK6102	1246	AK6237	186	AK63259	139	AK64905	126	AK661DF	82	AK683	93
AK61024	1246	AK623B	72	AK63263B	133	AK64906	126	AK661F	81	AK6830	228
AK6114	189	AK624	72	AK63264B	133	AK64907	119	AK661F.RK	81	AK6832	225
AK6124	205	AK6240	181	AK63265	132	AK64908	119	AK661L	81	AK6838	496
AK6125	205	AK6241	181	AK63266	132	AK64909	119	AK661S	79	AK684	93
AK6128	205	AK6242	181	AK6327	150	AK6498	119	AK661S.RK	79	AK68403	225
AK61280	206	AK6243	181	AK6328	150	AK650	163	AK661SF	79	AK6841	227
AK6130	205	AK6244	181	AK6329	139	AK6503	162	AK661SF.RK	79	AK685	93
AK614	196	AK6245	181	AK633	132	AK6505	163	AK662	81	AK686	94
AK6143	166	AK6246	181	AK6330	68	AK651	160	AK662.V2.RK	81	AK6863	229
AK6148	164	AK624B	72	AK6331	68	AK6511	160	AK662DF	82	AK6863B	229
AK617	189	AK6250	176	AK6340	68	AK6514	160	AK662F	81	AK6869	229
AK618	188	AK6251	185	AK6341	68	AK6515	160	AK662F.RK	81	AK687	95
AK61801	149	AK628	72	AK635	149	AK6516	160	AK662L	81	AK6870	225
AK61806	189	AK629	87	AK6350	69	AK652	162	AK66390	82	AK6871	226
AK61807	181	AK6290	87	AK6351	69	AK6521	163	AK6672	82	AK6872	226
AK618B	188	AK6291	87	AK6374	69	AK6523	162	AK66721	45	AK6873	226
AK619	191	AK63	1248	AK6378	70	AK6524	162	AK667212.RK	82	AK6874	226
AK6191	191	AK63012	131	AK63832	147	AK6525	162	AK667214.RK	82	AK6875	226
AK6193	190	AK63021	132	AK6391	148	AK6527	162	AK66722	45	AK688	95
AK6197	190	AK630AF	131	AK63914	144	AK653	162	AK66723	45	AK689	95
AK6197B	190	AK6310	138	AK63921	136	AK6531	160	AK667238.RK	82	AK690	50
AK6199	190	AK631010	138	AK63922	144	AK6532	160	AK667238M	82	AK6900	434
AK620	178	AK631011	138	AK63940	143	AK6534	160	AK6672DB	82	AK6904	729
AK6207	186	AK631012	138	AK63941	143	AK6536	162	AK668	229	AK6905	729
AK6207B	186	AK631013	138	AK63942	146	AK654	480	AK6681	84	AK6906	729
AK6208	186	AK631014	138	AK63943	146	AK6541	480	AK6682	84	AK6907	729
AK6209	176	AK631015	138	AK63944	147	AK6543	480	AK6687	84	AK69072	729
AK621	179	AK631016	138	AK63945	147	AK6544	480	AK6687.RK	84	AK69073	729
AK6210	191	AK631017	138	AK63947	148	AK6550	480	AK6688	84	AK691	50
AK6212	179	AK631018	138	AK63948	148	AK6551	480	AK6688.RK	84	AK6910	729
AK6213	187	AK631019	138	AK63949	143	AK6552	480	AK669	85	AK6915	729
AK6214	184	AK6311	138	AK63950	136	AK6556	480	AK669.RK	85	AK692	50
AK6214B	184	AK6314	137	AK640	513	AK65561	480	AK6690	85	AK6926	46
AK6215	184	AK6315	151	AK6403	513	AK6557	480	AK6690.RK	85	AK693	51
AK6216	184	AK63171	206	AK6404	514	AK6558	480	AK6691	85	AK694	51
AK6217	178	AK63172	206	AK6406	514	AK656	176	AK6691.RK	85	AK6941	51
AK6219	177	AK6319	147	AK6407	514	AK65600	180	AK6692	85	AK6942	51
AK622	179	AK63221	149	AK6408	514	AK65601	180	AK6692.RK	85	AK6959	79
AK6221	187	AK6324	140	AK6409	514	AK65602	180	AK6694	85	AK6960	79
AK6222	185	AK6324321	140	AK641	513	AK65603	180	AK6695	85	AK6961	203

MODEL NO.	PAGE NO.	MODEL NO.	PAGE NO.	MODEL NO.	PAGE NO.	MODEL NO.	PAGE NO.	MODEL NO.	PAGE NO.	MODEL NO.	PAGE NO.
AK6962	203	AK719	1227	AK737	88	AK7997	81	AK8255	199	AK8440	231
AK6967	203	AK7190	171	AK7371	88	AK7998	81	AK8256	199	AK8449	232
AK6968	203	AK7190DB	168	AK73SPG	1234	AK7999	81	AK8257	199	AK8450	233
AK69813	39	AK7191	171	AK7400	62	AK80/9M	94	AK8258	199	AK8451	233
AK69813D	39	AK7193	171	AK74TPG	1231	AK80D	650	AK8259	199	AK8453	232
AK6985	487	AK7194	171	AK7500	90	AK8149	1229	AK8260	199	AK84531	230
AK69910D	39	AK7195	173	AK751	1229	AK8181	1227	AK8261	199	AK84532	230
AK69911	39	AK7196	173	AK752	1227	AK8182	1228	AK8262	199	AK84533	230
AK7000	521	AK7197	171	AK755T	1228	AK8183	1228	AK8263	199	AK84534	230
AK7061	271	AK7198	171	AK756T	1228	AK8184	1228	AK8264	199	AK8454	231
AK7061/1	1125	AK7199	170	AK75TPG	1231	AK8185	1228	AK8265	199	AK84541	230
AK7061/2	1125	AK71SPG	1234	AK763	68	AK8186	1229	AK8266	199	AK84542	230
AK7061/3	1125	AK720	1227	AK764	69	AK8187	1229	AK8267	199	AK84543	230
AK7061/4	1125	AK7200	1233	AK766	68	AK8189	900	AK8268	199	AK84544	230
AK7061/5	1125	AK721	1227	AK767	69	AK8201	198	AK8269	199	AK84551	230
AK7061/6	1125	AK722	1227	AK768	70	AK8202	198	AK8270	199	AK84552	230
AK7061/7	1125	AK7222	1228	AK7690	69	AK8203	198	AK8271	199	AK84553	230
AK7061/8	1125	AK7228	1227	AK7691	69	AK8204	198	AK8272	199	AK84554	230
AK7061/9	1125	AK723	1229	AK7692	69	AK8205	198	AK8273	199	AK8456	231
AK70610D	39	AK727	1222	AK77/9M	94	AK8206	198	AK8274	199	AK84561	230
AK70612	39	AK7281	1227	AK770	70	AK8207	198	AK8275	199	AK84562	230
AK707	271	AK729	88	AK78	605	AK8208	198	AK8280	201	AK84563	230
AK709	490	AK729/RK	88	AK79	605	AK8209	198	AK8281	200	AK84564	230
AK70NBC	1231	AK72SPG	1234	AK7910	209	AK8210	198	AK8282	200	AK8457	231
AK710	522	AK730	88	AK7911	209	AK8211	198	AK8283	201	AK85	1230
AK7101	1235	AK730/RK	88	AK7920	52	AK8212	198	AK8284	201	AK8500	233
AK711	530	AK7300	1233	AK7921	52	AK8213	198	AK8285	201	AK8501	233
AK713	566	AK7301	88	AK7922	52	AK8214	198	AK8286	200	AK8502	220
AK7136	166	AK7301RK	88	AK7923	52	AK8215	198	AK8287	200	AK8503	220
AK7137	166	AK7302	88	AK7924	53	AK8216	198	AK8296	1230	AK8504	220
AK7139	167	AK7303	90	AK7925	53	AK8217	198	AK8297	1230	AK8506	220
AK714	609	AK7303RK	90	AK7926	53	AK8218	198	AK8298	1230	AK8508	220
AK7140	167	AK7304	89	AK7938	207	AK8219	198	AK83452	204	AK8516	220
AK7142	169	AK7305	89	AK7939	207	AK8220	198	AK83454	204	AK8517	220
AK7143	173	AK7306	90	AK7940	208	AK8221	198	AK83455	204	AK8519	220
AK7144	173	AK7306HV	90	AK7941	208	AK8226	198	AK83456	204	AK8520	220
AK7145	173	AK7307	90	AK7942	208	AK8227	198	AK83457	204	AK8521	220
AK7147	173	AK7307HV	90	AK7943	208	AK8228	198	AK83458	204	AK8524	251
AK7148	169	AK730B	89	AK7945	209	AK8229	198	AK83459	204	AK8525	251
AK716	609	AK730B.RK	89	AK7955EU	62	AK8230	198	AK8358	258	AK8531	224
AK7160	356	AK730BL	89	AK7960	49	AK8231	198	AK8370	221	AK8532	224
AK7162	170	AK730G	89	AK7961	49	AK8232	198	AK8371	221	AK8535	225
AK7163	170	AK730R	89	AK7970	41	AK8233	198	AK8372	221	AK8536	225
AK7164	167	AK731	88	AK7971	41	AK8234	198	AK8373	221	AK8560	218
AK7165	169	AK731/RK	88	AK7972	41	AK8235	198	AK8374	221	AK8561	218
AK717	1229	AK7311	88	AK7973	41	AK8236	198	AK8375	221	AK8562	218
AK7174	166	AK7311RKP	88	AK7978	144	AK8237	198	AK8376	222	AK8563	218
AK7176	169	AK7312	88	AK7979	148	AK8238	198	AK8376HV	222	AK8564	218
AK7177	206	AK7312RKP	88	AK7980	63	AK8239	198	AK8377	222	AK8565	218
AK7178	206	AK7313	88	AK7980HV	63	AK8240	199	AK8378	222	AK8566	218
AK7179	167	AK7313/RK	88	AK7981	62	AK8241	199	AK8379	223	AK8568	218
AK718	1229	AK7314	88	AK7982	63	AK8242	199	AK83791	223	AK8576	218
AK7180	168	AK7315	91	AK7985	184	AK8243	199	AK83792	223	AK8578	219
AK7181	168	AK7315/RK	91	AK7986	176	AK8244	199	AK83793	223	AK8579	219
AK7182	1229	AK7316	91	AK7990	40	AK8245	199	AK8380	223	AK8580	219
AK7184	170	AK7316RK	91	AK7991	40	AK8246	199	AK83801	223	AK8590	219
AK7187	167	AK7318	91	AK7992	40	AK8251	199	AK83802	223	AK8591	219
AK71870	167	AK7318/RK	91	AK7993	40	AK8252	199	AK83803	223	AK8592	219
AK7188	169	AK7341	70	AK7994	40	AK8253	199	AK8381	222	AK8593	219
AK7189	168	AK7342	70	AK7995	40	AK8254	199	AK84	1230	AK86	249

MODEL NO.	PAGE NO.	MODEL NO.	PAGE NO.	MODEL NO.	PAGE NO.	MODEL NO.	PAGE NO.	MODEL NO.	PAGE NO.	MODEL NO.	PAGE NO.
AK86/B	1125	AK8977.RK	83	AK9234	247	AK97109	1232	AP0618	998	AP22BK	946
AK8603	249	AK8978	83	AK9235	247	AK97110	1232	AP1003	1067	AP22BKCOMBO	953
AK8604	249	AK8978.RK	83	AK9236	247	AK97111	1232	AP1010	998	AP22BSTACK	951
AK8607	249	AK8980	84	AK9237	247	AK97112	1232	AP1015	998	AP22HVG	946
AK860CT	253	AK8981	84	AK9238	247	AK97303	122	AP1020	998	AP22HVGCOMBO	953
AK863	249	AK8982	84	AK9239	247	AK97304	122	AP1100M	996	AP22O	946
AK8631	249	AK8983	84	AK9240	247	AK97324	123	AP1200MW	995	AP22OCOMBO	953
AK8652	248	AK8984	84	AK9296	1230	AK97325	123	AP1200R	1041	AP22R	946
AK8653	253	AK8987	84	AK9298	1230	AK97326	123	AP1210	998	AP22RCOMBO	953
AK8654	253	AK8987.RK	84	AK930	217	AK97327	123	AP12160	997	AP22SRBE	1051
AK8655	253	AK8988	84	AK9310	178	AK97328	123	AP1248SS	999	AP22STACK	951
AK867	590	AK8988.RK	84	AK9333	217	AK9751	1235	AP12600	997	AP22Y	946
AK867/1	1125	AK8989	84	AK935	217	AK9752	1235	AP1372A	1000	AP22YCOMBO	953
AK867B100	1125	AK8989.RK	84	AK9368	224	AK9769	1232	AP1372B	1000	AP2403	985
AK8680	1216	AK8990	48	AK9369	224	AK9771	1232	AP1520	996	AP2406	985
AK8683	1216	AK8991	48	AK937	217	AK9772	1232	AP1535	998	AP2406TBTC01	986
AK8684	1217	AK8992	48	AK9370	224	AK9780	1232	AP1560SS	999	AP2408	985
AK8685	1217	AK8993	49	AK9371	224	AK9781	1232	AP1608W	1063	AP2408TTCC08	986
AK869	1217	AK9	763	AK9560	235	AK9782	1232	AP1640	996	AP2418	989
AK8691	204	AK9008	1248	AK9561	235	AK9791	1215	AP1872SS	999	AP24216	989
AK8695	1216	AK907	235	AK9562	235	AK9799	1222	AP1905A	1000	AP24ACC1	988
AK86R	248	AK9100	257	AK9563	235	AK98	726	AP1905B	1000	AP24ACC2	988
AK86R/B	1125	AK9103	257	AK9564	235	AK9801	1215	AP1905C	1000	AP24ACC5	988
AK871	461	AK9104	257	AK9565	235	AK9821	730	AP1905D	1000	AP24ACC6	988
AK872	1222	AK9105	257	AK9566	235	AK9860	272	AP200	998	AP2505B	949
AK879W	1222	AK9109	243	AK9567	235	AK9861	272	AP2010	999	AP2509B	949
AK879WL	1222	AK9109M	243	AK958	1236	AK9862	272	AP2030BB	999	AP2513B	951
AK880	254	AK9112	254	AK9581	1236	AK9863	272	AP2184SS	999	AP26029T	960
AK8802	253	AK9119	1235	AK959	1236	AK9864	272	AP2200BB	947	AP26029TB	960
AK881	254	AK9121	1235	AK960	1236	AK9865	272	AP2200BBCOMBO	953	AP26029TC	960
AK882	254	AK91226	245	AK961	1236	AK9866	272	AP2200BBCP	947	AP26029TO	960
AK883	255	AK9123	1230	AK961M	1236	AK9867	272	AP2200BBCPSTACK		AP2602BB	1067
AK884	254	AK9124	1230	AK962	1234	AK9868	272		948	AP26059T	960
AK885	94	AK9127	243	AK9621EV	1234	AK988	273	AP2200BBHV	947	AP26059TB	960
AK8883	255	AK9128	244	AK9622	1234	AK989	273	AP2200BBHVSTACK		AP26059TC	960
AK888M	95	AK9128L	244	AK9622EV	1234	AK9891	585		948	AP26059TO	960
AK89000	179	AK9129	243	AK9623	1234	AK98912	273	AP2200BBSTACK	948	AP26479T	960
AK89001	188	AK9130	242	AK9623EV	1234	AK9892	585	AP2200COMBOCP	953	AP26479TB	960
AK89002	183	AK9131	244	AK962EV	1234	AK9894	585	AP2200COMBOHV	953	AP26479TBWALES	960
AK8934	83	AK91312	244	AK9630M	1233	AK98943	585	AP2201BB	949	AP26479TC	960
AK8935	83	AK91313	244	AK9632M	1233	AK98945	585	AP2201BBCOMBO	952	AP26479TCSCOT	960
AK8936	83	AK91314	244	AK9634M	1236	AK99	732	AP223	951	AP26479TENG	960
AK8937	83	AK91315	244	AK9635D	1233	AK990	273	AP22309BB	947	AP26479TO	960
AK8938	83	AK91316	244	AK9636D	1233	AK9910	898	AP22309BBCP	947	AP26479TOIRE	960
AK8939	83	AK91317	244	AK9637D	1233	AK992	732	AP22309BBHV	947	AP26479TUJ	960
AK8945	126	AK91318	244	AK9638D	1233	AK993	273	AP223B	951	AP2704BE	970
AK8946	83	AK91319	244	AK9640	1235	AK9935	235	AP225	951	AP2705BE	970
AK8947	83	AK91320	244	AK9641	1235	AK994	273	AP22505BB	949	AP2709BE	970
AK8948	83	AK9134	257	AK9642	1235	AK995	273	AP22507BB	949	AP27BESTACK	970
AK8970	81	AK9135	244	AK9643	1235	AK999	609	AP22509BB	949	AP28102	982
AK8970.RK	81	AK9138	253	AK9651M	1233	AK9999	571	AP22509BBCOMB	952	AP28102BR	982
AK8971	81	AK9147	244	AK966	83	AL301	441	AP2250BBCOMBO	953	AP28102BWS	982
AK8971.RK	81	AK9148	243	AK966.V3.RK	83	AL419	441	AP22513BB	951	AP28104	982
AK8972	81	AK91SET	1235	AK967	83	AM20	292	AP225B	951	AP28104BR	982
AK8972.RK	81	AK9215	245	AK967.V3.RK	83	AM30	292	AP225BCOMBO	952	AP28104BWS	982
AK8973	83	AK9216	1230	AK968	83	ANTB18	1107	AP225COMBO	952	AP28204	982
AK8974	83	AK9230	247	AK968.V3.RK	83	ANTBY18	1107	AP226	951	AP28204BR	982
AK8976	83	AK9231	247	AK96SET	1235	ANV11	1213	AP226B	951	AP28204BWS	982
AK8976.RK	83	AK9232	247	AK97107	1232	ANV5	1213	AP22B	946	AP28COMBO2	982
AK8977	83	AK9233	247	AK97108	1232	AP/NSL	1049	AP22BCOMBO	953	AP28COMBO2BR	982

MODEL NO.	PAGE NO.	MODEL NO.	PAGE NO.	MODEL NO.	PAGE NO.	MODEL NO.	PAGE NO.	MODEL NO.	PAGE NO.	MODEL NO.	PAGE NO.
AP28COMBO2BWS	982	AP41206BWS	983	AP6372E	1042	APDC02	1059	API9	1037	APMS50SSC	1013
AP3	998	AP41BESTACK	971	AP6500	1040	APDC08	1059	API9005	1034	APMS50UCD	1014
AP301	1068	AP41COMBOBR	983	AP6548	1041	APDC18HV	1058	API9007	1034	APMS50UCS	1014
AP3020	998	AP41COMBOBWS	983	AP6572	1042	APDC18R	1058	APIBP1500	1037	APMS50WA	1013
AP30SRBE	1051	AP41HBE	971	AP6572E	1042	APDC20	1059	APIBP1800	1037	APMS50WB	1013
AP33059	957	AP41HBESTACK	972	AP6601	968	APDC24	1059	APIBP2100	1037	APMS50WC	1013
AP33059B	957	AP4206BE	973	AP660S	1064	APDC39	1058	APIC1800F	1036	APMS51	1011
AP33059BCOMBO	954	AP430	1066	AP6610	968	APDC39HV	1058	APIC900H	1035	APMS52	1011
AP33059COMBO	954	AP45MWS	990	AP6612	968	APDC39R	1058	APICB	1036	APMS53	1013
AP33069	957	AP4804SS	984	AP705M	995	APDC45	1059	APICCOMBO1	1033	APMS54	1013
AP33069B	957	AP490	1066	AP705MB	995	APDC48	1059	APICCOMBO2	1036	APMS55	1012
AP33089	957	AP500	1068	AP7150C	1041	APDC5	1060	APICCOMBO5	1036	APMS56	1012
AP33089B	957	AP5040	1057	AP7200	1041	APDC60HV	1058	APICCOMBO7	1036	APMS57	1011
AP33109	958	AP505	1068	AP7210SS	984	APDC60R	1058	APICCOMBOF4	1036	APMS58	1011
AP33109B	958	AP505S	1064	AP760M	994	APDT435	994	APICCOMBOH2	1035	APMS59	1011
AP33109BCOMBO	954	AP5060	1057	AP760MHV	994	APGD	1047	APICD100	1036	APMS60	1013
AP33109COMBO	954	AP507	1068	AP760MO	994	APH01	1052	APICD200	1036	APMS60BP	1014
AP33339	958	AP508	1068	AP8130	1064	APH02	1052	APICS2	1036	APMS60PW	1013
AP33339B	958	AP5080	1057	AP8150	1064	APH03	1052	APICS4	1036	APMS60SS	1013
AP33459	959	AP509	1068	AP850	1065	APH04	1052	API-DIV06	1034	APMS61	1013
AP33459B	959	AP512	1068	AP850MB	995	APH05	1052	API-DIV07	1034	APMS62	1011
AP33479	959	AP513	1068	AP855	1065	APH06	1052	API-DIV08	1034	APMS63	1011
AP33479B	959	AP518	1068	AP860	1065	APH07	1052	API-DIV09	1034	APMS64	1012
AP33519	968	AP519	1069	AP890M	995	APH08	1052	API-DIV10	1034	APMS65	1013
AP33519B	968	AP520	1069	AP890MHV	995	APH09	1052	APLHT	959	APMS66	1011
AP33589	958	AP521	1067	AP8D6	1064	APH10	1052	APLHTB	959	APMS67	1012
AP33589B	958	AP5210T	966	AP900R	1041	APH11	1052	APLTS	1046	APMS68	1014
AP3401	969	AP5210TB	966	AP9243BB	1067	APH12	1052	APLTSB	1046	APMS69	1014
AP3406	969	AP5213T	966	AP9243BBCOMBO	952	APH13	1052	APMC15	1060	APMS70	1014
AP3407	969	AP5213TB	966	AP9243BBHV	1067	APH14	1052	APMC27	1060	APMS80BP	1007
AP3410STACK	969	AP521HV	1067	AP9243BBHVCOM	952	APHKIT1	1052	APMH	1047	APMS80COMBO1	1006
AP3411STACK	969	AP52COMBO1	967	AP95	1003	APHKIT2	1052	APMS01	1026	APMS80COMBO2	1008
AP3503TB	950	AP52COMBO2	967	AP980MTHV	991	API10	1033	APMS02	1026	APMS80COMBO3	1008
AP3505TB	950	AP533	1066	APAS10R	1061	API11	1037	APMS03	1026	APMS81	1007
AP3508TB	950	AP535	1066	APAS10RC	1062	API1103A	1035	APMS04	1026	APMS82	1007
AP35STACK	950	AP547	1067	APAS12R	1061	API1103B	1035	APMS05	1026	APMS83	1007
AP35TBCOMBO	950	AP548	1065	APAS15A	1060	API12	1037	APMS06	1028	APMS84	1007
AP35TBCOMBO3	950	AP5520SS	984	APAS16C	1061	API13	1037	APMS07	1028	APMS85	1007
AP3606BE	971	AP556CSHV	990	APAS16R	1062	API14	1037	APMS08	1028	APMSCOMBO1SS	1029
AP3607BE	971	AP560	1066	APAS18C	1061	API15	1037	APMS09	1028	APMSCOMBO1W	1029
AP36BESTACK	971	AP580LH	1066	APAS20	1062	API1500	1037	APMS10	1028	APMSCOMBO2SS	1029
AP36HBE	971	AP600JB	1069	APAS24C	1061	API1500COMBO2	1038	APMS10HFP	1009	APMSCOMBO2W	1029
AP36HBESTACK	972	AP601	1063	APAS25R	1062	API16	1037	APMS11	1028	APMSCOMBO4SS	1030
AP36MWS	990	AP603	1063	APAS2R	1061	API1800	1037	APMS13	1028	APMSCOMBO4W	1030
AP410	1066	AP606	1063	APAS3R	1061	API1800COMBO2	1038	APMS14	1026	APMSCOMBO6SS	1030
AP4106BE	971	AP607	1063	APAS42	1062	API2100	1037	APMS15	1027	APMSCOMBO6W	1030
AP41104BR	983	AP610	1063	APAS8R	1062	API2100COMBO2	1038	APMS16	1028	APMSCOMBO7SS	1031
AP41104BWS	983	AP6103BE	975	APB27	1057	API2103	1034	APMS17	1028	APMSCOMBO7W	1031
AP41110	964	AP6104BE	974	APB54	1057	API5655A	1032	APMS18	1028	APMSOAK	1024
AP41110B	964	AP6115BE	974	APCH	1046	API5655B	1032	APMS19	1028	APMSSTACK01SS	1020
AP41119	965	AP6115BECOMBO1	975	APCHB	1046	API5656	1032	APMS20	1027	APMSSTACK01W	1020
AP41119B	965	AP6115BECOMBO2	975	APCMTS	1046	API5657A	1033	APMS21	1027	APMSSTACK02SS	1015
AP4111BE	971	AP6150	1040	APCOMBOBTK55	955	API5657B	1033	APMS22	997	APMSSTACK02W	1015
AP41120	965	AP6150GS	1040	APCOMBOBTK56	955	API5658	1034	APMS23	997	APMSSTACK03SS	1019
AP41120B	965	AP616	1063	APCOMBOBTK57	955	API5659	1033	APMS2HFP	1009	APMSSTACK03W	1019
AP41149	964	AP6310	989	APCOMBOBTK58	955	API565KIT	1032	APMS2HFDP	1009	APMSSTACK07SS	1016
AP41149B	964	AP6310BE	973	APCSTS	1046	API7238	1034	APMS2HFPS	1009	APMSSTACK07W	1016
AP41169	965	AP6350	1040	APCTH	1047	API725KIT	1032	APMS50BP	1014	APMSSTACK08SS	1018
AP41169B	965	AP6350GS	1040	APCTHHV	1047	API8	1037	APMS50SSA	1013	APMSSTACK08W	1018
AP41206BR	983	AP6372	1042	APDC01	1059	API8810	1035	APMS50SSB	1013	APMSSTACK09SS	1015

MODEL NO.	PAGE NO.	MODEL NO.	PAGE NO.	MODEL NO.	PAGE NO.	MODEL NO.	PAGE NO.	MODEL NO.	PAGE NO.	MODEL NO.	PAGE NO.
APMSSTACK09W.....	1015	APTBG03.....	960	ASW12.....	1093	AW18X235.....	903	BB1502.....	1202	BG150XD/99.....	1200
APMSSTACK10SS.....	1015	APTBG04.....	960	ASW121.....	1093	AW18X460.....	903	BB2002.....	1202	BG150XL/96.....	1200
APMSSTACK10W.....	1015	APTBG05.....	960	ASW14.....	1093	AW18X600.....	903	BC/25/3.5.....	636	BG150XLW/98.....	1201
APMSSTACK11SS.....	1016	APTT.....	1059	ASW141.....	1093	AW20X100.....	903	BC1000.....	324	BG150XW/99.....	1201
APMSSTACK11W.....	1016	APTT2.....	1064	ASW8.....	1093	AW20X155.....	903	BC101003WAY.....	1113	BG150XWL.....	1201
APMSSTACK12SS.....	1017	APTT310.....	1047	ASW812.....	1093	AW20X235.....	903	BC10100F.....	1113	BG2.....	1203
APMSSTACK12W.....	1017	APTT320.....	1059	ATB0615.....	812	AW20X460.....	903	BC101MC.....	1113	BG200/15.....	928
APMSSTACK13SS.....	1019	APTTC02.....	987	ATB1530.....	812	AW20X600.....	903	BC110.....	552	BG200/16.....	928
APMSSTACK13W.....	1019	APW615.....	1001	ATB3050.....	812	AW22X155.....	903	BC1630.....	636	BG200/99.....	1200
APMSSTACK14SS.....	1017	APW750.....	1001	ATD25301.....	1377	AW22X235.....	903	BC16403SR.....	637	BG200/WW1.....	929
APMSSTACK14W.....	1017	APWH.....	1045	ATD50301.....	1377	AW22X460.....	903	BC2000.....	324	BG200BW.....	929
APMSSTACK15SS.....	1021	APWMW01.....	1039	ATL09.....	1351	AW22X600.....	903	BC25/5/HD.....	636	BG200BWC.....	929
APMSSTACK15W.....	1021	APWMW02.....	1039	ATL11.....	1351	AW25X100.....	903	BC2535.....	636	BG200WL.....	1201
APMSSTACK16SS.....	1022	APWSR01.....	1039	ATL13.....	1351	AW25X155.....	903	BC25635SR.....	637	BG200WVS.....	1202
APMSSTACK16W.....	1022	AR01.....	689	ATO/1000.....	1116	AW25X235.....	903	BC3000.....	324	BG200XL.....	1200
APMSSTACK17SS.....	1023	ARD01.....	698	ATO/500.....	1116	AW25X460.....	903	BC3545.....	636	BGST.....	1200
APMSSTACK17W.....	1023	AS10.....	300	ATO1000S.....	1116	AW25X600.....	903	BC38243WAY.....	1113	BGT25KG.....	1140
APMSSTEEL.....	1024	AS10000.....	298	ATO500S.....	1116	AW28X155.....	903	BC3824F.....	1113	BH36.....	202
APMSV01.....	1080	AS10H.....	300	ATV1000W.....	1364	AW28X235.....	903	BC4050HD.....	636	BH42.....	191
APMSV02.....	1080	AS12.....	300	ATV1000W.WR.....	1364	AW28X460.....	903	BC5000.....	324	BJ10LE.....	293
APMSV03.....	1080	AS12000.....	298	ATV1135.....	1364	AW28X600.....	903	BCC1.....	620	BJ20LE.....	293
APMSVCOMBO1.....	1080	AS15000.....	298	ATV1135.DR.....	1364	AW30X155.....	903	BCC2.....	620	BK02.....	872
APMSVCOMBO2.....	1080	AS20.....	300	ATV1135.WR.....	1364	AW30X235.....	903	BCF100.....	1097	BK04.....	872
APMSVCOMBO3.....	1080	AS2000F.....	296	ATV1135KIT.....	1366	AW30X460.....	903	BCF120.....	1097	BK06.....	872
APNST1.....	159	AS2500.....	298	ATV2040.....	1364	AW30X600.....	903	BCF36.....	1097	BK24.....	872
APNST2.....	159	AS3.....	297	ATV2040.DR.....	1364	AW32X155.....	903	BCR10B.....	1178	BLP1.....	272
APNST3.....	159	AS3000.....	298	ATV2040.WR.....	1364	AW32X235.....	903	BCR10G.....	1179	BLU150.....	1138
APNST4.....	159	AS3G.....	297	ATV2040KIT.....	1366	AW32X460.....	903	BCR153T.....	1178	BLY1.....	272
APPB.....	1048	AS3O.....	297	AUTOCHARGE100HF.....		AW32X600.....	903	BCR153TG.....	1179	BM01.....	1328
APPBB.....	1048	AS3R.....	297	621	AW6X155.....	903	BCR15CB.....	1178	BM02.....	1327
APPD4G.....	976	AS3Y.....	297	AUTOCHARGE1200HF.....		AW6X235.....	903	BCR25.....	1178	BM03.....	1327
APPD4O.....	976	AS5000.....	298	621	AW8X155.....	903	BCR2525.....	1178	BM04.....	1324
APPD7G.....	976	AS5000M.....	298	AUTOCHARGE200HF.....		AW8X235.....	903	BCR25CB.....	1178	BM04HX.....	1324
APPD7O.....	976	AS6.....	297	621	AW8X460.....	903	BCR25G.....	1179	BM05.....	1327
APPDSTACKG.....	976	AS6G.....	297	AUTOCHARGE400HF.....		AXG98.....	241	BCR25RCD.....	1180	BM07.....	1328
APPDSTACKO.....	976	AS6O.....	297	621	AXG99.....	241	BCR50.....	1178	BM08.....	1328
APPTR8.....	974	AS6R.....	297	AUTOCHARGE650HF.....		AXH98.....	241	BCR50G.....	1179	BM09.....	1328
APR/CPS1002.....	1043	AS6Y.....	297	621	AXH99.....	241	BCS10.....	1375	BM100.....	1330
APR/CPS602.....	1043	AS7500.....	298	AVR1500FP.....	306	AXL10.....	1348	BCS15.....	1375	BM100B.....	1330
APR/SH12.....	1043	AS7S.....	300	AW10X155.....	903	AXL12.....	1348	BCS16.....	1375	BM100G.....	1330
APR1002.....	1043	ASC120.....	301	AW10X235.....	903	AXL6.....	1348	BCS17.....	1375	BM100P.....	1331
APR2701.....	1043	ASC50.....	301	AW10X460.....	903	AXL8.....	1348	BCS18.....	1375	BM100PB.....	1331
APR3001.....	1043	ASC70.....	301	AW10X600.....	903	B/25KG.....	1140	BCS19.....	1375	BM100PG.....	1331
APR602.....	1043	ASCL2.....	1355	AW12X155.....	903	B1AC.....	915	BCS20.....	1375	BM100PR.....	1331
APRB1152.....	1043	ASF103.....	1094	AW12X235.....	903	B1CH.....	915	BCS21.....	1375	BM100R.....	1330
APRT2252.....	1043	ASH2000.....	301	AW12X460.....	903	B1CS.....	915	BCS22.....	1375	BM11S.....	1325
APS2.....	1353	ASH4000.....	301	AW12X600.....	903	B1PT.....	915	BCS23.....	1375	BM12H.....	1325
APS2E.....	1353	ASL2.....	1353	AW13X155.....	903	B1WC.....	915	BFH12.....	236	BM12S.....	1325
APSDH.....	1047	ASL23.....	1353	AW13X235.....	903	B2CH.....	915	BFH24.....	236	BM13H.....	1325
APSL2.....	1349	ASL3S.....	1348	AW13X460.....	903	B2PT.....	915	BG1.....	1203	BM13HX.....	1325
APSL3.....	1349	ASL5.....	1348	AW14X155.....	903	B3K.....	907	BG150/15.....	928	BM14.....	1327
APSL4.....	1349	ASL7.....	1348	AW14X235.....	903	B3S.....	907	BG150/16.....	928	BM16.....	1328
APSPB.....	1053	ASLM1.....	1350	AW14X460.....	903	B5KG.....	1140	BG150/WW1.....	929	BM16SC.....	1325
APSPB.H.....	1053	ASV100.....	1212	AW14X600.....	903	BAPC/1.....	685	BG150/WW2.....	929	BM17.....	1327
APSTACKTB.....	961	ASV150.....	1212	AW16X100.....	903	BB01.....	246	BG150BS.....	1202	BM17R.....	1327
APSTACKTC.....	961	ASV200.....	1212	AW16X155.....	903	BB01G.....	246	BG150BW.....	929	BM22FSP.....	1326
APSTACKTO.....	961	ASV250.....	1212	AW16X235.....	903	BB02.....	246	BG150BWC.....	929	BM24H.....	1325
APSTACKTR.....	961	ASV300.....	1212	AW16X460.....	903	BB02G.....	246	BG150CX.....	1200	BM24HX.....	1325
APTBG01.....	960	ASW10.....	1093	AW16X600.....	903	BB03.....	246	BG150WL.....	1201	BM24RS.....	1326
APTBG02.....	960	ASW101.....	1093	AW18X155.....	903	BB03G.....	246	BG150WVS.....	1202	BM24RSM.....	1326

MODEL NO.	PAGE NO.	MODEL NO.	PAGE NO.	MODEL NO.	PAGE NO.	MODEL NO.	PAGE NO.	MODEL NO.	PAGE NO.	MODEL NO.	PAGE NO.
BM24S	1325	BS13	1383	BST4816	1094	BTSR2564	1101	CASKIT3	797	CC37G	246
BM25H	1324	BS14	1383	BST4819	1094	BTSR2584	1101	CASKIT5	797	CC50	1313
BM25S	1324	BS1428	1112	BST4825	1094	BTSSB25	1101	CASPB	795	CC50BH	1313
BM26	1324	BS16	1383	BT01	470	BWBS03	924	CASS	794	CC52	1312
BM27	1324	BS3824	1112	BT10	1099	BWBS05	924	CB1000	325	CC61	1312
BM30	1328	BS382438	1112	BT105	471	BWBS08	924	CB15L	1055	CC64	1312
BM36H	1325	BS6129	1112	BT11	1099	BWBS40DB	924	CB161120/3	937	CC65	1312
BM36S	1325	BS7	1383	BT12	1099	BYC25M	474	CB16124/3	937	CC68	1312
BM50	1329	BS7128	1112	BT13	1099	BYPB01	474	CB16140/3	937	CC71	1312
BM50B	1329	BS8125	1112	BT14	1099	BYSBKIT	474	CB16180/3	937	CC72	1312
BM50G	1329	BSB10.5	897	BT15	1099	C3812K	905	CB161A/3	937	CC73	1312
BM50R	1329	BSB11.0	897	BT16	1099	CAL12	75	CB2000	325	CC76	1312
BM60	1331	BSB11.5	897	BT17	1099	CAL14	75	CB20V	866	CC77	1312
BM75	1329	BSB12.0	897	BT18	1099	CAL34	75	CB20VCOMBO2	866	CC79	1314
BM75B	1329	BSB12.5	897	BT19	1099	CAL38	75	CB20VCOMBO4	866	CC86	1314
BM75G	1329	BSB13.0	897	BT20	1099	CALADAPTOR	75	CB3000	325	CC92	1312
BM75R	1329	BSB13.5	897	BT2002	470	CALDIGITAL	75	CB30L	1055	CC953	1313
BM8L	1328	BSB14.0	897	BT2003	470	CAR2000	305	CB50	727	CC953BH	1313
BM95	1330	BSB14.5	897	BT2003.V2-01	470	CAR2001	305	CB500	325	CCEL	1384
BM95B	1330	BSB15.0	897	BT2011	471	CAR3000C	305	CB5000	325	CCEM	1384
BM95G	1330	BSB15.5	897	BT2012	471	CAR3000LR	305	CB507	728	CCES	1384
BM95R	1330	BSB16.0	897	BT2012.V2-01	471	CAS12WB	795	CB55L	1055	CCEXL	1384
BN10100	1113	BSB16.5	897	BT2014	471	CAS15BSA	795	CB58	728	CCL	1384
BN10100FT	1113	BSB17.0	897	BT2015	471	CAS15BWE	795	CB58.01	728	CCM	1384
BN10100LM	1113	BSB17.5	897	BT2020	470	CAS15EE	795	CB58.02	728	CCOS300	1137
BN10100SM	1113	BSB18.0	897	BT21	1099	CAS15ET	795	CB58.03	728	CCS	1384
BN10125LM	1113	BSB18.5	897	BT2101	470	CAS15NP	794	CB58.04	728	CCS01	1386
BN10125SM	1113	BSB19.0	897	BT22	1099	CAS15P	795	CB58.05	728	CCSET550	1138
BN121	1113	BSB19.5	897	BT23	1099	CAS15PC	794	CB58.06	728	CCXL	1384
BN12100PT	1113	BSB20.0	897	BT24	1099	CAS15SA	795	CB58.07	728	CD2005	1256
BN3820LM	1113	BSB20.5	897	BT25	1099	CAS15SC	795	CB58.08	728	CD2005T	1256
BN3824LF	1113	BSB21.0	897	BT26	1099	CAS15SE	795	CB58.09	728	CD2005TT	1256
BN3824LM	1113	BSB21.5	897	BT27	1099	CAS15STA	795	CB707	728	CD2013	1257
BN3824MC	1113	BSB22	897	BT91/10	469	CAS2215	795	CB85L	1055	CD2013TT	1257
BN3824SM	1113	BSB22.5	897	BT91/3	469	CAS2215T	795	CBC01	1312	CFH02	236
BN71620	1113	BSB23.0	897	BT91/7	469	CAS22AP	794	CBC100	925	CFH03	236
BOL1050	1382	BSB23.5	897	BT91/7PF	469	CAS22BSA	795	CBC125	925	CFH04	236
BOL1200	1382	BSB24.0	897	BT91/9	472	CAS22BWE	795	CBC75	925	CFT1	457
BOL600	1382	BSB24.5	897	BT98/10	469	CAS22EE	795	CBC752	925	CGA	1123
BOL900	1382	BSB25.0	897	BT98/11	469	CAS22ET	795	CBN1040	1091	CGC	1123
BOR407	1083	BSBG25KG	1140	BTANT1224V	1108	CAS22NP	794	CBN1075	1091	CGF	1123
BOR419	1083	BSC01	698	BTBY	1107	CAS22P	795	CBN640	1091	CGM	1123
BP01	642	BSCU170	619	BTCS10	1101	CAS22PC	794	CBN675	1091	CH20	1257
BPH04	237	BSCU25	619	BTN2	1108	CAS22SA	795	CBN840	1091	CH2013	1257
BPH08	237	BSGC/3	698	BTN22	1108	CAS22SC	795	CBN875	1091	CH28	1257
BPH12	237	BSGC2	698	BTN24	1108	CAS22SE	795	CBP001	1112	CH30	1260
BPH16	237	BSGC4	698	BTN26	1108	CAS22STA	795	CBP002	1112	CH30110V	1260
BPH24	237	BSGC5	698	BTN4	1108	CAS22WTT	795	CC01	1102	CH30110VS	1260
BPH32	237	BSH10	474	BTP1	1108	CAS2815	795	CC01WB	1102	CH30S	1260
BPH40	237	BSL102	1110	BTP21	1108	CAS2822	795	CC230V	477	CH4200	1254
BPHG16	237	BSL103	509	BTP23	1108	CAS28BSA	795	CC30	246	CHARGE106	624
BPHG24	237	BSP1218	940	BTP25	1108	CAS28EE	795	CC31	246	CHARGE107	624
BPHG32	237	BST3510	1094	BTP3	1108	CAS28ET	795	CC32	246	CHARGE110	624
BPHX16	237	BST3513	1094	BTQK12	1108	CAS28NP	794	CC32G	246	CHARGE112	624
BPHX24	237	BST3519	1094	BTR4	744	CAS28P	795	CC33	246	CHARGE115	624
BPHX32	237	BST4213	1094	BTRW	1107	CAS28PC	794	CC34	246	CHARGE124	624
BS101	704	BST4216	1094	BTSB100	1101	CAS28SA	795	CC35	246	CHF251	238
BS10125	1112	BST4219	1094	BTSB50	1101	CAS28SC	795	CC36	246	CHF401	238
BS10130	1112	BST4225	1094	BTSPF25	1101	CAS34WB	795	CC36G	246	CHG30	125
BS103	1383	BST4813	1094	BTSPM25	1101	CASKIT2	797	CC37	246	CHH25	238

MODEL NO.	PAGENO.	MODEL NO.	PAGENO.	MODEL NO.	PAGENO.	MODEL NO.	PAGENO.	MODEL NO.	PAGENO.	MODEL NO.	PAGENO.
CHH301.....	238	CP108VMG.....	836	CP20VCGKIT.....	856	CP20VIWX.....	845	CP20VWLKIT1.....	862	CSC7.....	610
CHH40.....	238	CP108VMGBO.....	836	CP20VCGKIT1.....	856	CP20VIWXKIT.....	845	CP2518L.....	882	CSO1L.....	1116
CHT20V.....	865	CP108VMT.....	836	CP20VCHS.....	863	CP20VIWXKIT1.....	845	CP2518L.BSF.....	882	CSSET40.....	893
CHT20VCOMBO2.....	865	CP108VMTBO.....	836	CP20VCHSKIT.....	863	CP20VJS.....	853	CP2518L.SBP.....	882	CSSET6V.....	893
CHT20VCOMBO4.....	865	CP108VRS.....	835	CP20VCHSKIT1.....	863	CP20VJSKIT.....	853	CP2518LBP.....	882	CST773.....	1373
CHU301.....	240	CP108VRSBO.....	835	CP20VCL.....	862	CP20VJSKIT1.....	853	CP2812V.....	884	CST800.....	1371
CJT01.....	357	CP108VSDS.....	833	CP20VCLKIT1.....	862	CP20VMC.....	872	CP2812VBP.....	884	CST801.....	1371
CL129DL.....	365	CP108VSDSBO.....	833	CP20VCOMBO1.....	868	CP20VMC2.....	872	CP314.....	875	CST802.....	1373
CL9512.....	365	CP108VSP.....	834	CP20VCOMBO10.....	871	CP20VMT.....	854	CP316.....	875	CST806.....	1373
CLA109DL.....	365	CP108VSPBO.....	834	CP20VCOMBO11.....	871	CP20VMTKIT.....	854	CP36B.....	873	CST980.....	1369
CLHG16.....	238	CP1200BP.....	842	CP20VCOMBO12.....	871	CP20VMTKIT1.....	854	CP36MS.....	873	CST983.....	1370
CLHG20.....	238	CP1200BP3.....	842	CP20VCOMBO13.....	871	CP20VNG.....	855	CP36S.....	873	CST983HD.....	1372
CLHX15.....	238	CP1200BP4.....	842	CP20VCOMBO14.....	870	CP20VNGKIT.....	855	CP3BP.....	875	CST985.....	1371
CLX16.....	238	CP1200CB.....	832	CP20VCOMBO15.....	870	CP20VNGKIT1.....	855	CP400BP.....	874	CST986.....	1370
CLX20.....	238	CP1200COMBO.....	843	CP20VCOMBO2.....	869	CP20VOP.....	850	CP400LI.....	874	CST986HD.....	1372
CM150.....	1369	CP1200COMBO2.....	843	CP20VCOMBO3.....	870	CP20VOPKIT.....	850	CP400LIHV.....	874	CST987.....	1370
CM300.....	1354	CP1200COMBO6.....	843	CP20VCOMBO4.....	869	CP20VOPKIT2.....	850	CP650BP.....	874	CST987HD.....	1372
CM4.....	1369	CP1200COMBO7.....	843	CP20VCOMBO5.....	870	CP20VOS.....	850	CP650LI.....	874	CST988.....	1370
CM450.....	1354	CP1200COMBO8.....	843	CP20VCOMBO6.....	866	CP20VOSKIT.....	850	CP650LIHV.....	874	CST989.....	1371
CNP005.....	1112	CP1200MC.....	842	CP20VCOMBOX1.....	868	CP20VOSKIT1.....	850	CPG12V.....	644	CST989HD.....	1372
CNP316.....	1112	CP1200MC4A.....	842	CP20VCP.....	872	CP20VPH.....	864	CPG12VV2-ICA.....	644	CST990.....	1371
CO2/100.....	767	CP1201.....	839	CP20VCS.....	853	CP20VPIW.....	845	CPG12VBP.....	644	CST990HD.....	1372
CO2/100/12.....	767	CP1201KIT.....	839	CP20VCS.03.....	853	CP20VPIWKIT.....	845	CPG18V.....	644	CST991.....	1373
CO2/101.....	767	CP1202.....	841	CP20VCSKIT.....	853	CP20VPIWKIT1.....	845	CPG18VBP.....	644	CST992.....	1373
CO2/101/12.....	767	CP1202KIT.....	841	CP20VCSKIT1.....	853	CP20VPS.....	867	CPG8V.....	644	CST993.....	1373
CO2/1KG.....	767	CP1203.....	840	CP20VCV.....	859	CP20VPSH.....	864	CPG8VBP.....	644	CST997.....	1373
CO21KGD.....	767	CP1203KIT.....	840	CP20VCVCF.....	859	CP20VPSKIT.....	867	CPH04.....	237	CST998.....	1370
CO21KGD4.....	767	CP1204.....	841	CP20VCVKIT.....	859	CP20VPSKIT1.....	867	CPH16.....	237	CST999.....	1370
CO71.....	698	CP1204KIT.....	841	CP20VCVKIT1.....	859	CP20VPW.....	857	CPO/1.....	1116	CT10025P200.....	1109
COMPKIT4.....	777	CP1205.....	839	CP20VDD.....	847	CP20VPWKIT.....	857	CPO/5.....	1116	CT10025P200W.....	1109
COMPKIT5.....	777	CP1205KIT.....	839	CP20VDDCOMBO.....	868	CP20VPWKIT1.....	857	CPO1S.....	1116	CT15036P100.....	1109
CP108VAG.....	835	CP1207.....	842	CP20VDDKIT.....	847	CP20VRP.....	851	CPS01.....	1386	CT15036P100W.....	1109
CP108VAGBO.....	835	CP1207KIT.....	842	CP20VDDKIT1.....	847	CP20VRPKIT.....	851	CPS02.....	1387	CT200.....	1109
CP108VBP.....	836	CP1208.....	840	CP20VDDX.....	847	CP20VRPKIT2.....	851	CPS03.....	1387	CT20048P100.....	1109
CP108VBP4.....	836	CP1208KIT.....	840	CP20VDDXKIT.....	847	CP20VRPX.....	851	CR12515.....	1180	CT20048P100B.....	1109
CP108VCID.....	833	CP1209.....	841	CP20VDDXKIT1.....	847	CP20VRPXKIT.....	851	CR22525.....	1179	CT20048P100G.....	1109
CP108VCIDBO.....	833	CP1209KIT.....	841	CP20VGBS.....	863	CP20VRPXKIT1.....	851	CR25/1.5.....	1179	CT20048P100R.....	1109
CP108VCIW.....	832	CP1210.....	840	CP20VGBSKIT.....	863	CP20VRS.....	852	CR25025.....	1179	CT20048P100W.....	1109
CP108VCIWBO.....	832	CP1210KIT.....	840	CP20VGBSKIT1.....	863	CP20VRSKIT.....	852	CR50/1.5.....	1179	CT20048P100Y.....	1109
CP108VCOMBO1.....	837	CP1812.....	875	CP20VGG.....	856	CP20VRSKIT1.....	852	CRF15.....	236	CT30048P100.....	1109
CP108VCOMBO2.....	837	CP1812BP.....	875	CP20VGGKIT.....	856	CP20VRSX.....	852	CRF25.....	236	CT30048P100S.....	1109
CP108VCOMBO3.....	837	CP18VLD.....	873	CP20VGGKIT1.....	856	CP20VRSXKIT.....	852	CRF35.....	236	CT30048P100W.....	1109
CP108VCOMBO4.....	837	CP18VLD BP.....	873	CP20VGRG.....	860	CP20VRSXKIT1.....	852	CRM10.....	1180	CT35076P50.....	1109
CP108VCOMBO5.....	838	CP20VAGB.....	849	CP20VGRGKIT.....	860	CP20VRW.....	848	CRM101.....	1180	CT375.....	1109
CP108VCOMBO6.....	838	CP20VAGBKIT.....	849	CP20VGRGKIT1.....	860	CP20VRWKIT.....	848	CRM15.....	1180	CT38048P100.....	1109
CP108VCOMBO7.....	838	CP20VAGBKIT1.....	849	CP20VGT3.....	867	CP20VRWKIT1.....	848	CRM151.....	1180	CT38048P100S.....	1109
CP108VCOMBO8.....	838	CP20VAGX.....	849	CP20VGT3KIT.....	867	CP20VSDS.....	848	CRM251.....	1180	CT38048P100W.....	1109
CP108VCP.....	834	CP20VAGXKIT.....	849	CP20VGT3KIT1.....	867	CP20VSDSKIT.....	848	CROCSM.....	1096	CT45076P50.....	1109
CP108VCPBO.....	834	CP20VAGXKIT1.....	849	CP20VHG.....	855	CP20VSDSKIT1.....	848	CS115100/5.....	939	CT45076P50W.....	1109
CP108VCRW.....	832	CP20VAP.....	857	CP20VHGKIT.....	855	CP20VTP.....	864	CS115120/5.....	939	CT600BW.....	1109
CP108VCRWBO.....	832	CP20VAPKIT.....	857	CP20VHGKIT2.....	855	CP20VTP01.....	864	CS11540/5.....	939	CT65012P50.....	1109
CP108VCS.....	835	CP20VAPKIT1.....	857	CP20VID.....	846	CP20VTP02.....	864	CS11560/5.....	939	CT75B.....	1109
CP108VCSBO.....	835	CP20VAV.....	858	CP20VIDKIT.....	846	CP20VTPCOMBO.....	864	CS11580/5.....	939	CT75W.....	1109
CP108VDD.....	833	CP20VAVF.....	858	CP20VIDKIT1.....	846	CP20VTR.....	854	CS115A/5.....	939	CT951.....	429
CP108VDDBO.....	833	CP20VAVKIT.....	858	CP20VIDX.....	846	CP20VTRKIT.....	854	CS20V.....	865	CT952.....	436
CP108VDS.....	834	CP20VAVKIT1.....	858	CP20VIDXKIT.....	846	CP20VTRKIT1.....	854	CS20VB.....	865	CT955.....	429
CP108VDSBO.....	834	CP20VBP2.....	872	CP20VIDXKIT1.....	846	CP20VWDV.....	859	CS20VCOMBO2.....	865	CTG107.....	909
CP108VMC.....	836	CP20VBP4.....	872	CP20VIW.....	844	CP20VWDVKIT.....	859	CS20VCOMBO4.....	865	CTG117.....	909
CP108VMC2.....	836	CP20VBP6.....	872	CP20VIWKIT.....	844	CP20VWDVKIT1.....	859	CSC5.....	610	CTG127.....	909
CP108VMCEU.....	836	CP20VCG.....	856	CP20VIWKIT1.....	844	CP20VWL.....	862	CSC6.....	610	CTG150.....	909

MODEL NO.	PAGE NO.	MODEL NO.	PAGE NO.	MODEL NO.	PAGE NO.	MODEL NO.	PAGE NO.	MODEL NO.	PAGE NO.	MODEL NO.	PAGE NO.
CTG22	909	CV105	564	CW16	131	DB02	910	DB110RF	898	DBS99FG	899
CTG28	909	CV110	564	CW16AF	131	DB020CB	898	DB115CB	898	DC/J-38K-L	905
CTG32	909	CV115	564	CW17	131	DB020FG	898	DB115FG	898	DC001	905
CTG38	909	CV120	564	CW18	131	DB020RF	898	DB115RF	898	DC002	905
CTG48	909	CV124	598	CW19	131	DB025CB	898	DB120CB	898	DC003	905
CTG52	909	CV125E	1212	CW20	131	DB025FG	898	DB120FG	898	DC004	905
CTG65	909	CV125XT	1212	CW21	131	DB025RF	898	DB120RF	898	DC005	905
CTG78	909	CV127	302	CW22	131	DB02B	910	DB125CB	898	DC006	905
CTI120	366	CV150E	1212	CW23	131	DB03	893	DB125FG	898	DC16	1209
CTM2020B	1109	CV150XT	1212	CW24	131	DB030CB	898	DB125RF	898	DC2412	1184
CTM2020W	1109	CV200E	1212	CW27	131	DB030FG	898	DB130CB	898	DCBC30	619
CTM2525B	1109	CV200XT	1212	CW30	131	DB030RF	898	DB130FG	898	DCD110V	1189
CTM2525W	1109	CV203	545	CW32	131	DB035CB	898	DB130RF	898	DCD230V	1189
CTM3030B	1109	CV2030	438	CWB100	925	DB035FG	898	DB8127	511	DCDST	1189
CTM3030W	1109	CV212	601	CWB101	925	DB035RF	898	DB8131	511	DDA250EX	909
CTS0710	1097	CV252	538	CWB115	925	DB04	893	DB8165	511	DDAH	909
CTS07100	1097	CV4	1214	CX101D	993	DB040CB	898	DB8198	511	DDAHL	909
CTS07200	1097	CV4P	1214	CX102	993	DB040FG	898	DBC100	1110	DDAHO	909
CTS0750	1097	CV50	1214	CX103	993	DB040RF	898	DBC200	1110	DDAS	909
CTS1210	1097	CV6	1214	CX104	993	DB045CB	898	DBC300	1110	DDAS0	909
CTS12100	1097	CV6412	597	CX1042D	993	DB045FG	898	DBC400	1110	DDASL	909
CTS12200	1097	CV6P	1214	CX105	993	DB045RF	898	DBC500	1110	DDD	909
CTS1250	1097	CV88	1110	CX108	993	DB050CB	898	DBC600	1110	DDE01	891
CTS1710	1097	CV936	513	CX109HV	994	DB050FG	898	DBC700	1110	DDE02	891
CTS2210	1097	CV937	513	CX110HV	994	DB050RF	898	DBC800	1110	DDP	909
CV001	600	CV96	1110	CX202	991	DB055CB	898	DBD10H	910	DEH10001	1258
CV0011	602	CV9612	1110	CX203	991	DB055FG	898	DBD12H	910	DEH2001	1258
CV002	596	CV96EU	1110	CX204	991	DB055RF	898	DBD6H	910	DEH3001	1258
CV003	600	CVC01	1110	CX205	991	DB060CB	898	DBD7H	910	DEH5001	1258
CV004	600	CVC02	1110	CX308	992	DB060FG	898	DBD8H	910	DF600	1211
CV005	596	CVS18	1110	CX309	992	DB060RF	898	DBG5010	490	DF760	1211
CV006	600	CVXTB100	1212	CX310	992	DB065CB	898	DBG5011	1236	DF910	1211
CV007	600	CVXTB125	1212	CX311	992	DB065FG	898	DBG506D	1236	DFS/AK10	1319
CV008	600	CVXTB150	1212	CX312	992	DB065RF	898	DBG507	1236	DFS35CF	1322
CV011	596	CVXTB200	1212	CX313	992	DB070CB	898	DBG508	1236	DFS35FF	1322
CV013	598	CW01AF	131	CX314	992	DB070FG	898	DBG509	1236	DFS35M	1322
CV014	602	CW02AF	131	CX410SS	984	DB070RF	898	DBH01	238	DFS35MKIT	1322
CV015	600	CW03AF	131	D100T	666	DB075CB	898	DBH02	238	DFS35PB	1322
CV016	600	CW04AF	131	D1CC	912	DB075FG	898	DBH1000	236	DFSK01	710
CV019	600	CW05AF	131	D1CH	912	DB075RF	898	DBH630	236	DFSK02	710
CV020	601	CW06	131	D1G	912	DB080CB	898	DBHN20	236	DG01	684
CV021	600	CW06AF	131	D1PT	912	DB080FG	898	DBHN275	236	DG02	684
CV022	601	CW07	131	D1WC	912	DB080RF	898	DBI14CB	898	DG04	684
CV024	600	CW07AF	131	D200T	667	DB085CB	898	DBI14FG	898	DG06	684
CV025	601	CW08	131	D2WC	912	DB085FG	898	DBI14RF	898	DG5000	1187
CV026	596	CW08AF	131	D400T	667	DB085RF	898	DBI18CB	898	DGI1	1231
CV027	598	CW09	131	D440T	667	DB090CB	898	DBI18FG	898	DGM1	1231
CV031	603	CW09AF	131	D75W	912	DB090FG	898	DBI18RF	898	DH01	683
CV032	598	CW10	131	D75WC	912	DB090RF	898	DBI316CB	898	DH02	682
CV032M	598	CW10AF	131	DAS149	881	DB095CB	898	DBI316FG	898	DH03	684
CV037	596	CW11	131	DAS150PS	880	DB095FG	898	DBI316RF	898	DHB1300	877
CV038	596	CW11AF	131	DAS150T	881	DB095RF	898	DBI732CB	898	DHB1600	877
CV039	596	CW12	131	DAS151	881	DB100CB	898	DBI732FG	898	DHS18	911
CV040	582	CW12AF	131	DB01	910	DB100FG	898	DBI732RF	898	DHS20	911
CV085	564	CW13	131	DB010CB	898	DB100RF	898	DBS170CB	899	DHS22	911
CV090	564	CW13AF	131	DB010FG	898	DB105CB	898	DBS170FG	899	DHS25	911
CV095	564	CW14	131	DB010RF	898	DB105FG	898	DBS170RF	899	DHS30	911
CV100	564	CW14AF	131	DB015CB	898	DB105RF	898	DBS19RF	900	DHS45	911
CV100E	1212	CW15	131	DB015FG	898	DB110CB	898	DBS25RF	900	DHS60	911
CV100XT	1212	CW15AF	131	DB015RF	898	DB110FG	898	DBS99CB	899	DJ01	1247

MODEL NO.	PAGE NO.	MODEL NO.	PAGE NO.	MODEL NO.	PAGE NO.	MODEL NO.	PAGE NO.	MODEL NO.	PAGE NO.	MODEL NO.	PAGE NO.
DJ02	1247	DRP34	680	EC96	675	ES300	321	FD10060	921	FHRCW11	145
DKM05	1327	DRP44	652	EC97	675	ES350	320	FD10060E	921	FHRCW12	145
DL503	365	DRPH12	655	ECS300	627	ES450	320	FD10080	921	FHRCW13	145
DLB01	1176	DRPL05	653	ECS350	627	ES480D	320	FD10080E	921	FHRCW16	145
DLB02	1176	DRPL09	653	ECS400	627	ES500	321	FD115120	921	FHRCW17	145
DP9/5B	727	DRPL100	653	ECS650	627	ES502	321	FD11512010	922	FHRCW18	145
DP90	727	DRPL120	653	EFS/93	498	ES550	320	FD115120E	921	FHRCW19	145
DP935B	727	DRPL15	653	EFS07	498	ES600	321	FD115120E10	922	FHSP20	1096
DP945	727	DRPL25	653	EFS07DE	498	ES601	321	FD11540	921	FHSP30	1096
DPF1	499	DRPM1	655	EFS100H1	498	ES750	320	FD1154010	922	FJ45	292
DPF1KIT	499	DRPM2	655	EFS101	498	ES900F	320	FD11540E	921	FJ48	304
DPFCA400	1137	DRPM3	655	EFS102	498	EU908PRO	442	FD11540E10	922	FJ60	304
DPFFPC375	1137	DRPM4	655	EH15001	1259	EVBT700	312	FD11560	921	FJKIT	304
DPG230	1193	DS01	1189	EH2001	1259	EVCC1216	638	FD1156010	922	FJLR	304
DPG240	1193	DSBC4	620	EH30001	1259	EVCC1232	638	FD11560E	921	FJWMB	304
DPG250	1193	DSBC6	620	EH3001	1259	EVCC2216	638	FD11560E10	922	FLR680T	360
DPG30	1193	DSBC8	620	EH5001	1259	EVCC2232	638	FD11580	921	FM16	672
DPG62	1193	DST08	1339	EH9001	1259	EVCC22323	638	FD1158010	922	FM16F	672
DPG95	1193	DST14	1339	EL144USB	1181	EVPC1	638	FD11580E	921	FM20	672
DPG99	1193	DSTG1210	1106	EL144WC	1181	EVPC2	638	FD11580E10	922	FM20F	672
DPV3	1214	DSTG1910	1106	EL15110	1182	EWPO50	1337	FD115EMIX	921	FN10	1091
DPV4	1214	DSTG2510	1106	EL1523016	1182	EWPO50SW	1337	FD115MIX	921	FN12	1091
DPV5	1214	DSTG5010	1106	EL15240	1182	EWS01	1301	FD125120	921	FN5	1091
DPV6	1214	DT53	665	EL25110/16	1182	EWS02	1301	FD125120E	921	FN6	1091
DR66	715	DT55BCOMBO1	666	EL25110/32	1182	EWS03	1301	FD12540	921	FN8	1091
DRA01	734	DT55GCOMBO1	666	EL32USBW	1181	EWS25	1301	FD12540E	921	FP1	552
DRA02	891	DT55RCOMBO1	666	EL34USBB	1181	EWS50	1301	FD12560	921	FP2	552
DRM01	1333	DTB	1106	ER/MS/66	943	EX01	1111	FD12560E	921	FP4	552
DRP00	654	DTR	1106	ER150P	882	EX02	1111	FD12580	921	FP6	552
DRP01	654	DTS	1106	ER150P.BP	882	EX03	1111	FD12580E	921	FPS1KD	338
DRP011	653	DTW	1106	ER150P.TB	882	EX04	1111	FDT2	1245	FPS1MD	338
DRP02	654	DU8100	940	ER150P.WB	882	F1	673	FDT3	1245	FPS4	347
DRP03	654	DU8100EM	940	ER1700P	882	F10COMBO	674	FDT32	1245	FPS5	339
DRP04	654	DU8120	940	ER1700PD	882	F12	674	FDT4	1245	FPS6	347
DRP05	655	DU8120EM	940	ER230P	882	F12S	674	FDT42	1245	FPS7	347
DRP06	655	DU824	940	ER230P.BPV2	882	F16	672	FDW600	1203	FPSFC	338
DRP07	655	DU824EM	940	ER230P.TB	882	F16F	672	FF400	461	FSC03	1002
DRP09	653	DU824OC	940	ER230P.WB	882	F1E	673	FG001	1339	FSC04	1002
DRP10	678	DU836	940	ER2525120	1122	F2	673	FGB12	940	FSC04ST	1002
DRP100	680	DU836EM	940	ER2525150	1122	F2E	673	FGB120	940	FSC05	1002
DRP101	680	DU840	940	ER252540	1122	F2F	672	FGB24	940	FSC05ST	1002
DRP102	680	DU840EM	940	ER252560	1122	F3	673	FGB36	940	FSC06	1002
DRP11	678	DU860	940	ER252580	1122	F4	673	FGB60	940	FSC06ST	1002
DRP12	678	DU860EM	940	ER2550120	1122	F5	673	FGE01	1385	FSC07	1003
DRP13	678	DU880	940	ER2550150	1122	F6	672	FH01	323	FSC08	1003
DRP14	654	DU880EM	940	ER255040	1122	F92	673	FH20	1096	FSC09	1003
DRP15	678	DV3D	1214	ER255060	1122	F94	673	FH2010	1257	FSC10	1003
DRP17	679	DWR250	253	ER255080	1122	F98	673	FH2400	1257	FSC11S	1003
DRP18	679	DWS215	885	ER505040	1122	F99200	672	FH30	1096	FSC11T	1003
DRP19	652	DZRE21	719	ER505080	1122	F99240	672	FH3000	1257	FSC12	1004
DRP20	679	E/START1100	628	ERB2550120	1122	FBD10036	939	FHB30	1096	FSC13	1004
DRP21	679	E/START1600	628	ERB255080	1122	FBD10050	939	FHLMIC15	1096	FSC14	1004
DRP22	680	E/START2A	628	ERB5050120	1122	FBD11536	939	FHLMIC215	1096	FSC15	1004
DRP24	679	E/START800	628	ERB5050320	1122	FBD11550	939	FHLMIN15	1096	FSC15ST	1004
DRP28	680	E5188	890	ERB505080	1122	FBOL900	1382	FHLSTA15	1096	FSC16	1004
DRP29	680	E540	890	ES2328120	1123	FCR500	360	FHMAXSP60	1096	FSC16ST	1004
DRP30	680	E541	890	ES2328150	1123	FD100120	921	FHMSP20	1096	FSC17	1004
DRP31	680	EC94	675	ES232840	1123	FD100120E	921	FHMSP30	1096	FSC17ST	1004
DRP32	680	EC9434	675	ES232860	1123	FD10040	921	FHRCW08	145	FSCD300	1137
DRP33	680	EC95	610	ES232880	1123	FD10040E	921	FHRCW10	145	FSCP300	1137



MODEL NO.	PAGE NO.	MODEL NO.	PAGE NO.	MODEL NO.	PAGE NO.	MODEL NO.	PAGE NO.	MODEL NO.	PAGE NO.	MODEL NO.	PAGE NO.
FSL10	1351	FW5025405	927	G1CS	914	GNI13	1114	GWC2000M	1363	HKPD105	910
FSL5	1351	FW502560	925	G1PT	914	GNI14	1114	GWE1200B	1363	HKPD75	910
FSL7	1351	FW5025605	927	G2000I	1185	GNI15	1114	GWE1200M	1363	HP10	607
FSO1S	1116	FW502580	925	G2201	1186	GNI16	1114	GWE2000M	1363	HP1000	1362
FSO5	1116	FW5025805	927	G2WC	914	GNI17	1114	GWEC12	1363	HP1500	1362
FSW70	1324	FW5025ASS	927	G3101	1186	GNI18	1114	GWEC20	1363	HP1523F	1123
FSW80	1324	FW603040	925	G3500I	1187	GNI19	1114	GWES12	1363	HP1523M	1123
FT01	1107	FW6030405	927	G5501	1186	GNI20	1114	GWES20	1363	HP1523UF	1123
FT1B	1050	FW603060	925	GA10	568	GNI21	1114	GWW1200B	1363	HP5	607
FT1S	1050	FW6030605	927	GA44	569	GNI22	1114	GWW1200M	1363	HP55K1COMBO	475
FT2B	1050	FW603080	925	GA45	568	GNI23	1114	GWW2000M	1363	HP55K2COMBO	473
FT2S	1050	FW6030805	927	GA450	568	GNI24	1114	H1MOT	570	HP55KECOMBO	475
FT3B	1050	FW6030ASS	927	GA460	568	GNI25	1114	HBS2001	571	HP55KITCOMBO	475
FT3BL	1050	FW805040	925	GA50	569	GNI26	1114	HBS2010	571	HPT1000	1374
FT3CB	1050	FW8050405	927	GA70	569	GNI27	1114	HBS97	571	HPT150	1374
FT3CR	1050	FW805060	925	GA70CAL	569	GNI28	1114	HBS97.HGV	571	HPT300	1374
FT3CY	1050	FW8050605	927	GA70COMBO	569	GNI29	1114	HBS97E	571	HPT400H	1374
FT3EBF	1050	FW805080	925	GA70CR	569	GNI30	1114	HBS97ES	571	HPT500	1374
FT3EBM	1050	FW8050805	927	GB01	1343	GNI31	1114	HBS97R	571	HRCHD	1314
FT3ERF	1050	FW8050ASS	927	GB02	1343	GNI32	1114	HCA25	260	HRK01	925
FT3ERM	1050	FWA1021	1092	GB03	1343	GNI33	1114	HCA25/B	260	HRKIT15	1314
FT3EYF	1050	FWA1224	1092	GB04	1343	GNI34	1114	HCA26	260	HRKIT30	1314
FT3EYM	1050	FWA1428	1092	GB25KG	1140	GNI35	1114	HCC08	720	HRKIT5	1314
FT3G	1050	FWA1630	1092	GCSC219	755	GNI36	1114	HCJ0	1087	HRKIT50	1314
FT3GR	1050	FWA2037	1092	GCSC247	755	GNI37	1114	HCJ00	1087	HRP002	593
FT3R	1050	FWA49	1092	GCSC319	755	GNI38	1114	HCJ000	1087	HRP45	473
FT3W	1050	FWA510	1092	GCSC419	755	GNI39	1114	HCJ0X	1087	HS100	888
FT3Y	1050	FWA612	1092	GCSC447	755	GNI40	1114	HCJ1	1087	HS102	889
FTAL1	1245	FWA817	1092	GDM120B	1190	GNI41	1114	HCJ1A	1087	HS102K	888
FTAL12	1245	FWB1	1244	GDM140F	1191	GNI42	1114	HCJ1X	1087	HS102K/1	889
FTC01	310	FWB10	902	GDM150B	1190	GNI43	1114	HCJ2	1087	HS102K/2	889
FTC500COMBO	315	FWB1000	996	GDM160F	1191	GNI44	1114	HCJ245	1087	HS102K/3	889
FTC800COMBO	315	FWB12	902	GDM1630FR	1191	GNI45	1114	HCJ26A	1087	HS103K	889
FW2510405	927	FWB13	902	GDM180B	1190	GNI46	1114	HCJ2A	1087	HS104K	889
FW251060	925	FWB14	902	GDM200F	1191	GNI47	1114	HCJ2X	1087	HS105	889
FW2510605	927	FWB16	902	GDM200F/VS	1191	GNI48	1114	HCJ3	1087	HS107K	889
FW251080	925	FWB18	902	GDM50B	1190	GNI49	1114	HCJ3X	1087	HS107K.26	889
FW2510805	927	FWB20	902	GDM790BR	1191	GNI50	1114	HCJ4	1087	HS107K.27	889
FW2510ASS	927	FWB22	902	GDM92B	1190	GNI51	1114	HCJ4X	1087	HS107K.28	889
FW2520405	927	FWB24	902	GDMX/KC	1193	GNI52	1114	HCJ5	1087	HS107K.30	889
FW252060	925	FWB25	902	GG7500	1187	GNI53	1114	HCJ6	1087	HSB/10VP	1125
FW2520605	927	FWB28	902	GGE1	1114	GNI54	1114	HCJ7	1087	HSB0218	1125
FW252080	925	FWB30	902	GGE5	1114	GNI55	1114	HCJ85A	1087	HSB0224	1125
FW2520805	927	FWB32	902	GGH300	1114	GNI56	1114	HCJ85AC	1085	HSB0232	1125
FW2520ASS	927	FWB35	902	GGH450	1114	GNI57	1114	HCJM00	1087	HSB0518	1125
FW402040	925	FWB38	902	GGHE300	1114	GNI58	1114	HFC08	515	HSB0524	1125
FW4020405	927	FWB60	902	GGHE450	1114	GNI59	1114	HG01KIT	1388	HSB0532	1125
FW402060	925	FWB80	902	GGSF300	1114	GNI60	1114	HG02KIT	1388	HSB1018	1125
FW4020605	927	FWBEXT	902	GGSF450	1114	GNI61	1114	HJ01KIT	1388	HSB1024	1125
FW402080	925	FWC1024	1092	GH15E	1315	GNI62	1114	HJ02KIT	1388	HSB1032	1125
FW4020805	927	FWC1228	1092	GH15R/12	1315	GNI63	1114	HJ03KIT	1388	HSB5024	1125
FW4020ASS	927	FWC1430	1092	GH30E	1315	GNI64	1114	HJ04KIT	1388	HSC25M	474
FW403040	925	FWC1634	1092	GH30R	1315	GNI65	1114	HJ05KIT	1388	HSJ07	276
FW4030405	927	FWC2039	1092	GH60	1314	GNI66	1114	HJ06KIT	1388	HSPT05	261
FW403060	925	FWC2450	1092	GH80R	1315	GNI67	1114	HJ07KIT	1388	HSS1	897
FW4030605	927	FWC512	1092	GI3500	1186	GNI68	1114	HJ08KIT	1388	HSS1.5	897
FW403080	925	FWC614	1092	GL93	1172	GNI69	1114	HJO/500ML	1116	HSS10	897
FW4030805	927	FWC821	1092	GNI10	1114	GNI70	1114	HJO/5L	1116	HSS10.5	897
FW4030ASS	927	G1000I	1185	GNI11	1114	GNI71	1114	HJO500MLS	1116	HSS11	897
FW502540	925	G1CH	914	GNI12	1114	GNI72	1114	HJO5LS	1116	HSS11.5	897

MODEL NO.	PAGENO.	MODEL NO.	PAGENO.	MODEL NO.	PAGENO.	MODEL NO.	PAGENO.	MODEL NO.	PAGENO.	MODEL NO.	PAGENO.
HSS12.....	897	HT452IS.....	1150	ILFL5.....	1082	IS1221D.....	92	IS3421D.....	92	ITYEL10.....	1106
HSS12.5.....	897	HV001.....	110	ILFM10.....	1082	IS1222.....	92	IS3424.....	92	IW230V.....	875
HSS13.....	897	HV002.....	117	ILFS10.....	1082	IS1222D.....	92	IS3424D.....	92	IWMH1500.....	1263
HSS2.....	897	HV003.....	110	IMIG160.....	749	IS1224.....	92	IS3427.....	92	IWMH1809R.....	1262
HSS2.5.....	897	HV004.....	117	IMIG180.....	749	IS1224D.....	92	IS3427D.....	92	IWMH2000R.....	1262
HSS3.....	897	HVCOM1.....	476	INVMIG200.....	749	IS1227.....	92	IS3430.....	92	IWMH2003.....	1262
HSS3.5.....	897	HVD16.....	1270	INVMIG200LCD.....	749	IS1227D.....	92	IS3430D.....	92	J1.....	670
HSS4.....	897	HVD16C.....	1270	IR1000S.....	705	IS1230.....	92	IS3432.....	92	J1E.....	670
HSS4.5.....	897	HVD16CCOMBO.....	861	IR12.....	1263	IS1230D.....	92	IS3432D.....	92	J1RS.....	670
HSS5.....	897	HVD24.....	1274	IR12CT.....	1263	IS1232.....	92	IS3433.....	92	J2F.....	671
HSS5.5.....	897	HVD24P.....	1275	IR13.....	1252	IS1232D.....	92	IS3433D.....	92	J5.....	670
HSS6.....	897	HVD30.....	1274	IR14.....	1261	IS124.....	92	IS3434.....	92	J5E.....	670
HSS6.5.....	897	HVD30110V.....	1274	IR14110V.....	1261	IS124D.....	92	IS3434D.....	92	J5F.....	671
HSS7.....	897	HVD30P.....	1275	IR15.....	1261	IS127.....	92	IS3435.....	92	J5RS.....	670
HSS7.5.....	897	HVD36P.....	1275	IR15110V.....	1261	IS127D.....	92	IS3435D.....	92	JC10.....	677
HSS8.....	897	HVF18.....	1271	IR16.....	1252	IS130.....	92	IS3436.....	92	JC10B.....	677
HSS8.5.....	897	HVF18IS.....	1273	IR20.....	1253	IS130D.....	92	IS3436D.....	92	JC10G.....	677
HSS9.....	897	HVF20.....	1271	IR20T.....	1253	IS132.....	92	IS3438.....	92	JC10PB.....	676
HSS9.5.....	897	HVF20P.....	1272	IR28.....	1263	IS132D.....	92	IS3438D.....	92	JC10PG.....	676
HSSB25B.....	1102	HVF20PO.....	1272	IR28CT.....	1263	IS133.....	92	IS3441.....	92	JC10PR.....	676
HSSB25C.....	1102	HVF20S.....	1273	IR3000.....	705	IS133D.....	92	IS3441D.....	92	JC10VB.....	676
HSSB25R.....	1102	HVF24S.....	1273	IR37.....	1253	IS134.....	92	IS3446.....	92	JC20.....	677
HSSB25Y.....	1102	HVF30S.....	1273	IR55.....	1253	IS134D.....	92	IS3446D.....	92	JC20/S.....	677
HST100B.....	1104	HVG1000VL.....	473	IRCT.....	1263	IS135.....	92	IS3450.....	92	JC20B.....	677
HST100BR.....	1104	HVLP01.....	694	IREX1.....	1252	IS135D.....	92	IS3450D.....	92	JC20B/S.....	677
HST100MC.....	1104	HVLP04.....	694	IREX2.....	1252	IS136.....	92	IS3455.....	92	JC20D/S.....	677
HST12708.....	1105	HVLP05.....	694	IREX3.....	1252	IS136D.....	92	IS3455D.....	92	JC20G.....	677
HST12708R.....	1105	HVLP3000.....	697	IS1100.....	92	IS141.....	92	IS3460.....	92	JC20G/S.....	677
HST200B.....	1104	HVLP731.....	692	IS1100D.....	92	IS141D.....	92	IS3460D.....	92	JC20P/S.....	677
HST200BR.....	1104	HVLP736.....	693	IS1105.....	92	IS146.....	92	IS3465.....	92	JC20VB.....	676
HST200MC.....	1104	HVLP740.....	692	IS1105D.....	92	IS146D.....	92	IS3465D.....	92	JC3B.....	676
HST3215.....	1105	HVLP741.....	692	IS1110.....	92	IS150.....	92	IS3470.....	92	JC3R.....	676
HST3215R.....	1105	HVLP742.....	692	IS1110D.....	92	IS150D.....	92	IS3470D.....	92	JC5B.....	676
HST4812.....	1105	HVLP746.....	693	IS1115.....	92	IS152.....	92	IS3808.....	92	JC5G.....	676
HST4812R.....	1105	HVLP774.....	693	IS1115D.....	92	IS152D.....	92	IS3808D.....	92	JC5MB.....	677
HST501B.....	1104	HVLP-79/P.....	695	IS1120.....	92	IS155.....	92	IS3810.....	92	JC5MG.....	677
HST501BR.....	1104	HVLP-79/P1.....	695	IS1120D.....	92	IS155D.....	92	IS3810D.....	92	JC5MR.....	677
HST501MC.....	1104	HVLP-79/P2.....	695	IS1210.....	92	IS160.....	92	IS3811.....	92	JC5R.....	676
HST50MC.....	1104	HVM17K02.....	473	IS1210D.....	92	IS160D.....	92	IS3811D.....	92	JC97.....	1087
HST590MC.....	1105	HVPDCOMBO.....	476	IS1211.....	92	IS165.....	92	IS3812.....	92	JC972.....	1087
HST6412.....	1105	HVS1.....	473	IS1211D.....	92	IS165D.....	92	IS3812D.....	92	JCA1.....	676
HST6412R.....	1105	HVSA4.....	473	IS1212.....	92	IS170.....	92	IS3813.....	92	JCA2.....	676
HST9508.....	1105	HVSF30.....	1272	IS1212D.....	92	IS170D.....	92	IS3813D.....	92	JCS01.....	677
HST9508R.....	1105	HWH15M.....	1314	IS1213.....	92	IS175.....	92	IS3814.....	92	JCSS.....	677
HSTAL261MC.....	1105	HWH30M.....	1314	IS1213D.....	92	IS175D.....	92	IS3814D.....	92	JDL1.....	670
HSTAL72B.....	1105	HWH50M.....	1314	IS1214.....	92	IS180.....	92	IS3815.....	92	JDL2.....	670
HSTAL72BR.....	1105	HWH5M.....	1314	IS1214D.....	92	IS180D.....	92	IS3815D.....	92	JDL5.....	670
HSTAL72MC.....	1105	HWTBY.....	1107	IS1215.....	92	IS185.....	92	IS3816.....	92	JDL5B.....	670
HT03LED.....	1150	HWTRW.....	1107	IS1215D.....	92	IS185D.....	92	IS3816D.....	92	JDL5G.....	670
HT101.....	1150	HYBRIDSIGN.....	473	IS1216.....	92	IS190.....	92	IS3817.....	92	JDL5L.....	670
HT102R.....	1151	HYBRIDTAG.....	473	IS1216D.....	92	IS190D.....	92	IS3817D.....	92	JDL5R.....	670
HT103LED.....	1151	IEIEWC.....	914	IS1217.....	92	IS192.....	92	IS3818.....	92	JDL5SET.....	670
HT104R.....	1149	IFSH1809R.....	1262	IS1217D.....	92	IS192D.....	92	IS3818D.....	92	JGBC1238.....	1095
HT105LED.....	1150	IFSH2003.....	1262	IS1218.....	92	IS195.....	92	IS3819.....	92	JGBC618.....	1095
HT106LED.....	1151	IHS1.....	1262	IS1218D.....	92	IS195D.....	92	IS3819D.....	92	JGBC814.....	1095
HT108LED.....	1151	ILDF5.....	1082	IS1219.....	92	IS3417.....	92	ITBLK10.....	1106	JGBC818.....	1095
HT111LED.....	1151	ILF/GF10.....	1119	IS1219D.....	92	IS3417D.....	92	ITBLU10.....	1106	JGC1014.....	1095
HT111R.....	1151	ILF/PF10.....	1119	IS1220.....	92	IS3419.....	92	ITMIX10.....	1106	JGC614.....	1095
HT300R.....	1149	ILF/RG.....	699	IS1220D.....	92	IS3419D.....	92	ITRED10.....	1106	JGC814.....	1095
HT301R.....	1149	ILF/SE.....	699	IS1221.....	92	IS3421.....	92	ITWHT10.....	1106	JGC838.....	1095

MODEL NO.	PAGE NO.	MODEL NO.	PAGE NO.	MODEL NO.	PAGE NO.	MODEL NO.	PAGE NO.	MODEL NO.	PAGE NO.	MODEL NO.	PAGE NO.
JGCE10.....	1095	K3CH.....	915	LED2S.....	1176	LED5S.....	1176	LS520HST.....	1345	MAX22X320.....	907
JGCE12.....	1095	K3PT.....	915	LED3000PB.....	1168	LED60110V.....	1172	LS550V.....	1345	MAX22X520.....	907
JGCE6.....	1095	KS1.....	1353	LED3000PBKIT.....	1168	LED60230V.....	1172	LT108.....	1108	MAX22X920.....	907
JGCE8.....	1095	KS2.....	1353	LED307.....	1155	LED700P.....	1166	LT168.....	1108	MAX24X320.....	907
JGCET10.....	1095	KS4.....	1353	LED30WDL.....	1170	LED700PR.....	1166	LT256.....	1108	MAX24X520.....	907
JGCET12.....	1095	KS5.....	1353	LED315.....	1156	LEDFL10W.....	1167	LT258.....	1108	MAX25X1320.....	907
JGCET6.....	1095	LAD001.....	1350	LED316.....	1153	LEDFL20W.....	1167	LT3510.....	1108	MAX25X320.....	907
JGCET8.....	1095	LAD002.....	1350	LED317.....	1155	LEDFLEXG.....	1156	LT358.....	1108	MAX25X520.....	907
JGCS10.....	1095	LAD003.....	1350	LED318G.....	1155	LEDSTR03.....	1172	LT5010.....	1108	MAX25X920.....	907
JGCS12.....	1095	LAD004.....	1350	LED318R.....	1155	LEDWC03.....	1162	LT508.....	1108	MAX26X340.....	907
JGCS6.....	1095	LB001.....	1362	LED360.....	1159	LEDWC04.....	1162	LT7010.....	1108	MAX26X520.....	907
JGCS8.....	1095	LB002.....	1362	LED3601.....	1158	LEDWCBCOMBO1.....	1163	LT7012.....	1108	MAX28X370.....	907
JGCT10.....	1095	LC300ST.....	1344	LED36012V.....	1161	LEDWCBCOMBO2.....	1163	LVLPO1.....	694	MAX28X570.....	907
JGCT12.....	1095	LED0131R.....	1155	LED36012VCOMBO1.....	1161	LEDWCBCOMBO3.....	1163	M1WC.....	914	MAX30X370.....	907
JGCT6.....	1095	LED016.....	1152	LED3601CF.....	1158	LEDWCBCOMBO4.....	1163	M2BF10.....	1097	MAX30X570.....	907
JGCT8.....	1095	LED01B.....	1154	LED3601COMBO.....	1164	LEDWCBCOMBO5.....	1163	M2BF15.....	1097	MAX32X1320.....	907
JKIT01.....	280	LED01G.....	1154	LED3601G.....	1158	LFH1025.....	1335	M2BF20.....	1097	MAX32X370.....	907
JM1F.....	671	LED01R.....	1154	LED3601R.....	1158	LFH1032.....	1335	M2BF25.....	1097	MAX32X570.....	907
JM2F.....	671	LED021.....	1156	LED3602.....	1159	LFH1038.....	1335	M2BF30.....	1097	MAX32X920.....	907
JM500.....	670	LED02G.....	1154	LED3602B.....	1159	LFH1050.....	1335	M2BF5.....	1097	MAX35X370.....	907
JMIX01.....	670	LED040.....	1174	LED3602CF.....	1159	LFT03.....	1350	M2BF75.....	1097	MAX35X570.....	907
JP01.....	288	LED043.....	1152	LED3602G.....	1159	LH1000.....	325	M2CH.....	914	MAX38X370.....	907
JP02.....	288	LED061.....	1102	LED3602R.....	1159	LH1500.....	325	MA10.....	1193	MAX38X570.....	907
JP03.....	288	LED068.....	1167	LED3602Y.....	1159	LH251.....	325	MAC04.....	553	MAX40X1320.....	907
JP04.....	288	LED069.....	1148	LED3604.....	1161	LH3000.....	325	MAC04D.....	553	MAX40X370.....	907
JP05.....	288	LED091.....	1152	LED3604G.....	1161	LH750.....	325	MAC05.....	553	MAX40X570.....	907
JP06.....	288	LED1000PB.....	1166	LED3604R.....	1161	LP100.....	1255	MAC05D.....	553	MAX40X920.....	907
JP07.....	288	LED1001.....	1164	LED3604UV.....	1161	LP13.....	1254	MAC06.....	553	MB01.....	1217
JP08.....	288	LED1001DB.....	1164	LED3606G.....	1160	LP14.....	1254	MAC07.....	553	MB02.....	1217
JP09.....	288	LED100C.....	1166	LED3606R.....	1160	LP1500.....	1263	MAC10S.....	553	MB6323.....	1089
JP10.....	288	LED100WS.....	1165	LED360CM.....	1158	LP170.....	1255	MAC10SR.....	553	MB6332.....	1089
JP11.....	288	LED109C.....	1167	LED360FR.....	1161	LP401.....	1255	MAC2300.....	553	MBC250.....	620
JP12.....	288	LED112.....	1171	LED360G.....	1159	LP41.....	1255	MAG110V.....	1194	MBC420.....	620
JP13.....	289	LED112PIR.....	1171	LED360HT.....	1150	LP55.....	1255	MAG230V.....	1194	MBF1050.....	1097
JP14.....	289	LED113.....	1171	LED360HTDB.....	1164	LP69C.....	861	MAG35110VLP.....	1194	MBF1550.....	1097
JP15.....	289	LED113PIR.....	1171	LED360HTG.....	1150	LP69CCOMBO.....	861	MAG35230VLP.....	1194	MBF2050.....	1097
JP16.....	289	LED115.....	1171	LED360HTR.....	1150	LPH125.....	1254	MAG60110V.....	1195	MBF250.....	1097
JP17.....	289	LED115PIR.....	1171	LED360PLUS.....	1160	LPH35.....	1254	MAG60110VHD.....	1195	MBF2550.....	1097
JP18.....	289	LED1200E.....	1165	LED360PLUSG.....	1160	LPT14.....	270	MAG60230V.....	1195	MBF3050.....	1097
JP19.....	289	LED125.....	1152	LED360PLUSR.....	1160	LPT7.....	270	MAG60230VHD.....	1195	MBF350.....	1097
JP20.....	289	LED138.....	1173	LED360R.....	1159	LR680.....	360	MAL945.....	760	MBF450.....	1097
JP21.....	289	LED139.....	1173	LED360USB.C.....	1102	LS1001.....	314	MAX12X340.....	907	MBF550.....	1097
JPT4.....	289	LED140.....	1147	LED3R.....	1176	LS1002.....	314	MAX12X540.....	907	MBF7550.....	1097
JT0250.....	670	LED1400P.....	1166	LED3RM.....	1176	LS1003.....	314	MAX13X340.....	907	MC135.....	340
JT0500.....	670	LED1500PB.....	1168	LED3S.....	1176	LS2001.....	314	MAX13X540.....	907	MC365.....	342
JT1000.....	670	LED1500PBKIT.....	1168	LED3WB.....	1172	LS2002.....	314	MAX14X340.....	907	MC401.....	342
JT2000.....	670	LED15WFL.....	1167	LED449.....	1148	LS2003.....	314	MAX14X540.....	907	MC401A.....	343
JT5000.....	670	LED16S.....	1171	LED4491.....	1148	LS3001.....	314	MAX15X340.....	907	MC4500.....	340
K1CH.....	915	LED180.....	1157	LED4492.....	1148	LS3002.....	314	MAX15X540.....	907	MC454.....	342
K1CS.....	915	LED1801.....	1157	LED4493.....	1148	LS3003.....	314	MAX16X340.....	907	MC454E.....	345
K1K.....	907	LED1801K.....	1157	LED4494.....	1148	LS3004.....	314	MAX16X540.....	907	MC480.....	340
K1PT.....	915	LED184.....	1166	LED450UV.....	1152	LS3005.....	314	MAX16X920.....	907	MC550.....	341
K1SH.....	915	LED185.....	1149	LED451.....	1148	LS370H.....	1345	MAX18X340.....	907	MC5905.....	339
K1WC.....	915	LED185W.....	1149	LED452IS.....	1147	LS450H.....	1344	MAX18X540.....	907	MC5908.....	339
K2BN.....	913	LED186.....	1156	LED48110.....	1170	LS5002.....	314	MAX18X940.....	907	MC680A.....	343
K2CH.....	915	LED18WFL.....	1165	LED48230.....	1170	LS5003.....	314	MAX19X340.....	907	MC680E.....	344
K2FC.....	913	LED1R.....	1176	LED4R.....	1176	LS5004.....	314	MAX19X540.....	907	MC680EXK.....	344
K2PT.....	915	LED220UV.....	1153	LED500SB.....	1153	LS5005.....	314	MAX20X320.....	907	MCB001.....	895
K2SB.....	913	LED24110.....	1170	LED50WS.....	1165	LS501.....	319	MAX20X520.....	907	MCB002.....	895
K2WC.....	915	LED24230.....	1170	LED50WSDB.....	1164	LS520H.....	1345	MAX20X920.....	907	MCB003.....	895

MODEL NO.	PAGE NO.	MODEL NO.	PAGE NO.	MODEL NO.	PAGE NO.	MODEL NO.	PAGE NO.	MODEL NO.	PAGE NO.	MODEL NO.	PAGE NO.
MCB004	895	MIBF5	1097	MIGHTYMIG210	743	MS013	358	MS875PS	884	NPBK50	1094
MCB005	895	MIBF75	1097	MIGHTYMIG250	743	MS014	349	MS900PS	884	NPBU50	1094
MCB006	895	MIC1218	1333	MIGKIT	763	MS016	353	MS906	443	NPW50	1094
MCB230	919	MIC1218Y3	1333	MIGMIX2.2	767	MS0161	353	MS925PS	884	NPY50	1094
MCBSET01	895	MIC9292	1333	MIGMIX2.24	767	MS029	358	MSC820	1094	NS001	210
MCGA01	365	MIG/1K/SS08	766	MINIMIG100	749	MS029DCK	358	MSC825	1094	NS002	210
MCGA02	365	MIG/2/KAL/1	766	MINIMW120i	748	MS033	353	MSH01	699	NS003	210
MCH500	240	MIG/2KAL08	766	MINIMW140i	748	MS036	356	MSH02	699	NS004	210
MCL	363	MIG/4K/BW08	766	MINIMW160i	748	MS038	357	MSH03	699	NS005	210
MCL500	341	MIG/5K/SS08	766	MK50	706	MS0381	357	MSP520	1093	NS006	210
MCM	363	MIG/5K08A	766	MK51	709	MS040	352	MSP525	1093	NS007	210
MCR0919	1333	MIG/722308	762	MK54	706	MS044	357	MSP620	1093	NS008	210
MCR10100	1333	MIG/777706	766	MK56	706	MS045	357	MSP625	1093	NS009	210
MCR1025	1333	MIG/777708	766	MK59	709	MS046	357	MSS03	1354	NS010	210
MCS	363	MIG/7K06	766	MK61	706	MS050D	353	MSS04	1354	NS011	210
MCW360	340	MIG/7K08	766	MK62	708	MS051	355	MSS05	1354	NS012	210
MDDC16	1195	MIG/888806	766	MK64	703	MS0531	353	MSS06	1354	NS013	210
MDRP01	366	MIG/888808	766	MK65	703	MS0551	353	MSS07	1354	NS014	210
MDTCM10	1195	MIG/888810	766	MK66	703	MS0561	353	MSS08	1354	NS015	210
MDTCM12	1195	MIG/888816	766	MK67	703	MS0581	353	MSS09	1354	NS016	210
MDTCM14	1195	MIG/ARG/100	767	MK70	707	MS0591	353	MSS10	1354	NS017	211
MDTCM16	1195	MIG/ARG/100/12	767	MK71	708	MS062	348	MSS11	1354	NS018	211
MDTCM18	1195	MIG/MIX/100	767	MK72	708	MS062.V2-03	348	MSS12	1354	NS019	211
MDTCM20	1195	MIG/MIX/100/12	767	MK73	708	MS062.V2-04	348	MSS13	1354	NS020	211
MDTCM8	1195	MIG/N315	766	MK74	708	MS062.V2-05	348	MSS14	1354	NS021	211
MES01	355	MIG/N325	766	MK75	707	MS062.V2-06	348	MSS15	1354	NS022	211
MES02	355	MIG/N336	766	MK76	707	MS062.V2-07	348	MT501	1231	NS023	211
MES03	355	MIG/N415	766	MK77	703	MS062.V2-08	348	MT680	343	NS024	211
MF2/BC	674	MIG/N425	766	MK78	698	MS062.V2-09	348	MTC01	347	NS025	211
MF2010	1097	MIG/N436	766	MK79	709	MS0621	356	MTG24P	1106	NS026	211
MF3010	1097	MIG/T15	766	MK80	706	MS063	346	MTG48P	1106	NS027	211
MF4010	1097	MIG/T25	766	ML9230V	1171	MS0630	346	MW01	927	NS028	211
MF5010	1097	MIG912	764	MLB80MB	1174	MS0651	346	MW02	927	NS029	211
MF6010	1097	MIG913	765	MLB80SB	1174	MS070	348	MW03	927	NS030	211
MF7010	1097	MIG914	765	MM102	452	MS070CAL	348	MW04	927	NS031	211
MF8010	1097	MIG915	765	MM104	452	MS070CR	348	MW05	927	NS032	211
MFV150	1213	MIG916	764	MM18	452	MS080	361	MW06	927	NS033	211
MG796L	1285	MIG917	764	MM19	452	MS081	361	MW07	927	NS034	211
MG796XL	1285	MIG918	764	MM20	452	MS0811	361	MW08	927	NS035	211
MG798L	1285	MIG919	764	MM20HV	452	MS0812	361	MW09	927	NS036	211
MG798XL	1285	MIG921	764	MM405	453	MS081FS	361	MW10	927	NS037	211
MGC946	760	MIG922	764	MMA01	750	MS086	348	MW140I	748	NS038	211
MGI1	1231	MIG924	764	MOS1218100	940	MS087	366	MW160I	748	NS039	211
MGM1	1231	MIG925	764	MOS1218120	940	MS098	349	MW180I	748	NS040	211
MHC1012	1087	MIG926	765	MOS1218150	940	MS100	358	MW200I	748	NS041	211
MHC1113	1087	MIG927	764	MOS121860	940	MS155	357	NBG150/GWC	928	NS042	211
MHC1214	1087	MIG928	764	MOS121880	940	MS156	357	NBG150/GWF	928	NS043	211
MHC1315	1087	MIG929	764	MOTB	571	MS157	359	NCO/5L	1116	NS044	211
MHC1416	1087	MIG950	764	MOTBKIT	571	MS158	359	NFH10	236	NS045	211
MHC1517	1087	MIG951	764	MPS2	339	MS160	359	NFH15	236	NS046	211
MHC1618	1087	MIG952	764	MPS8	339	MS161	359	NFH175	236	NS047	211
MHC79	1087	MIG953	764	MQC2	760	MS162	349	NLN10	1091	NS048	211
MHC810	1087	MIG954	764	MQC944	760	MS163	366	NLN12	1091	NS049	211
MHC911	1087	MIG955	764	MR1	307	MS164	351	NLN14	1091	NS050	211
MIBF10	1097	MIG956	764	MR360	360	MS165	359	NLN16	1091	NS051	211
MIBF15	1097	MIG957	764	MRM0915	1333	MS166	358	NLN4	1091	NS052	211
MIBF20	1097	MIGHTYMIG100	742	MS003	359	MS1824	352	NLN5	1091	NS053	211
MIBF25	1097	MIGHTYMIG150	742	MS004	357	MS380	367	NLN6	1091	NS054	211
MIBF3	1097	MIGHTYMIG170	743	MS005	350	MS500	367	NLN8	1091	NS055	211
MIBF30	1097	MIGHTYMIG190	743	MS008	348	MS711	349	NLTS01	461	NS056	211

MODEL NO.	PAGE NO.	MODEL NO.	PAGE NO.	MODEL NO.	PAGE NO.	MODEL NO.	PAGE NO.	MODEL NO.	PAGE NO.	MODEL NO.	PAGE NO.
NS057	211	NS117	214	PBI2212GS	634	PC380M	1321	PFT12	534	PP232860	1123
NS058	211	NS118	214	PBI4424GS	634	PC380M110V	1321	PFT15	535	PP232880	1123
NS059	211	NS119	214	PBJ10S	295	PC380MCF	1321	PH10.V5-06	319	PP40E	750
NS060	211	NS120	214	PBJ12S	295	PC380MDB	1321	PH20	317	PP40E.D	750
NS061	211	NS121	214	PBJ15	294	PC380MFF	1321	PH20.V4-E	319	PP40E.E	750
NS062	211	NS122	214	PBJ15S	295	PC380MTL	1321	PH250	323	PP40E.N	750
NS063	211	NS123	212	PBJ20S	295	PC40	260	PH30	318	PP40E.SC	750
NS064	211	NS124	212	PBJ2S	295	PC40/B	260	PH30.01	319	PP40PLUS	750
NS065	211	NT320LED	1149	PBJ30	294	PC41	260	PH400	323	PP40PLUS.D	750
NS066	212	OCDE1113	1086	PBJ30S	295	PC460	1319	PH5	316	PP40PLUS.E	750
NS067	212	OCDE1315	1086	PBJ3S	295	PC460.ACC7	1319	PH5.10	319	PP40PLUS.N	750
NS068	212	OCDE1518	1086	PBJ50	294	PC477	1320	PHA100	1344	PP40PLUS.SC	750
NS069	212	OCDE1720	1086	PBJ50S	295	PC477.CF	1320	PI1000	1184	PP5	458
NS070	212	OCDE2023	1086	PBJ5S	295	PC477.PF	1320	PI1100	1185	PP7	459
NS071	212	OCDE79	1086	PBJ8S	295	PC477AK1	1320	PI1500	1185	PPB15S	330
NS072	213	OCDE911	1086	PBS90	1210	PCB25	1209	PI2000	1185	PPBSG	331
NS073	213	OCSE1113	1086	PBS91	1210	PCB32.03	1209	PI300	1184	PPD100	1344
NS074	213	OCSE1315	1086	PBS99/10	1210	PCJ10	1097	PI500	1184	PPF100S	331
NS075	213	OCSE1517	1086	PBS99/14	1210	PCJ13	1097	PK1	250	PPF20S	330
NS076	213	OCSE1720	1086	PC1	704	PCJ16	1097	PK1000	326	PPF301S	330
NS077	213	OCSE2022	1086	PC100	1316	PCJ21	1097	PK2	250	PPF30S	330
NS078	213	OCSE78	1086	PC100.ACC2	1316	PCJ25	1097	PK2000	326	PPF501S	330
NS079	213	OCSE810	1086	PC100.ACC4	1316	PCJ29	1097	PK23	250	PPFSG1	331
NS080	213	OCSE911	1086	PC102CF	1316	PCJ32	1097	PK3	250	PPFSG2	331
NS081	213	OFC1	515	PC102HV	1316	PCJ35	1097	PK3000	326	PPFSG3	331
NS082	213	OFCA50	515	PC19	704	PCJ5	1097	PK36	251	PPFSG4	331
NS083	213	OFCA60	515	PC195SD	1318	PCJ6	1097	PK37	250	PPHY	473
NS084	213	OIL/TF	673	PC195SDCFL	1318	PCJ8	1097	PK38	250	PPL01	306
NS085	213	OILIF	673	PC195SDFF10	1318	PCJASS	1097	PK5	250	PPLK	459
NS086	213	OLS301	442	PC200	1317	PCL6A	554	PK500	326	PPVT	459
NS087	213	OP750	883	PC200A	1316	PCL6AT	554	PL/13/3	1102	PPX	459
NS088	213	OS400	881	PC200ACF	1316	PCL6S	554	PL/13/3S	1102	PR001	1089
NS089	213	OS600	881	PC200CFF	1317	PCL6ST	554	PL100	1070	PR002	1089
NS090	213	OSCL300	1137	PC200CFL	1319	PCL8A	554	PL101	1070	PR003	1089
NS091	213	OSS1218100	940	PC200FF10	1317	PCL8S	554	PL102	1070	PR004	1089
NS092	214	OSS121820	940	PC200PB5	1317	PCLNCF	1318	PL102L	1070	PR01	223
NS093	214	OSS121836	940	PC200SD	1318	PCLNFF	1318	PL13/320	1102	PR02	223
NS094	214	OSS121860	940	PC200SD110V	1319	PCT1	761	PL13/320S	1102	PR03	223
NS095	214	OSS121880	940	PC200SDAUTO	1319	PCT2	761	PL301C	1070	PRK01	304
NS096	214	P1CH	914	PC20LN	1318	PDM/CS	1193	PL302CW	1070	PROJ/12	637
NS097	214	P1PT	914	PC20LNDB	1318	PDM/KC	1193	PL503	1071	PROJ/12/24	637
NS098	214	P3WC	914	PC20SD20V	858	PDM10B	1190	PL503S	1071	PROSAF/12	637
NS099	214	PA02	721	PC20SD20VCF	858	PDM125B	1192	PL504	1071	PROSAF/24	637
NS100	214	PA03	721	PC20SD20VFF10	858	PDM155B	1192	PL603	1071	PRS6400	634
NS101	214	PA04	698	PC20VCOMBO4	858	PDM170F	1192	PL603L	1071	PS/0002	765
NS102	214	PA05	698	PC300	1317	PDM210F	1192	PL603S	1071	PS/000250/200	765
NS103	214	PA06	721	PC300BL	1320	PDM240F	1192	PLC01	246	PS/0003	765
NS104	214	PA07	698	PC300BLFF10	1320	PDM260F	1192	PLC01G	246	PS/000350/200	765
NS105	214	PA08	698	PC300BLPF	1320	PEH2001	1258	PM120L	886	PS/000450	765
NS106	212	PAFJ3	290	PC300PB5	1318	PEH3001	1258	PM120L110V	886	PS900	607
NS107	212	PAFJ3S	290	PC300SD	1318	PEH5001	1258	PM80L	886	PS969	577
NS108	214	PAR01	1374	PC300SDAUTO	1319	PEH9001	1258	POWERMIG3525	746	PS970	577
NS109	214	PB2	1135	PC300V2CF	1317	PFB2500	1382	POWERMIG3530	746	PS977	609
NS110	214	PB298	1381	PC300V2DB	1317	PFC301	319	POWERMIG6025S	746	PS979	609
NS111	214	PB393	1381	PC30LN	1318	PFT/02	535	POWERMIG6035S	746	PS980	608
NS112	214	PB395	1381	PC30LNDB	1318	PFT07	535	POWERSTART500	635	PS981	608
NS113	214	PB397	1381	PC310	1323	PFT07.04	535	POWERSTART900	635	PS982	608
NS114	214	PBB04	1210	PC310CF	1323	PFT08	534	PP1	459	PS9821	606
NS115	214	PBF04	1210	PC35230V	1322	PFT10	535	PP100	459	PS983	609
NS116	214	PBI1812S	634	PC38	704	PFT11	534	PP232840	1123	PS984	606

MODEL NO.	PAGENO.	MODEL NO.	PAGENO.	MODEL NO.	PAGENO.	MODEL NO.	PAGENO.	MODEL NO.	PAGENO.	MODEL NO.	PAGENO.
PS985	608	PTC/100G	919	PTC150M6	943	PTNP7	1094	QBC1502	1246	RBHSS32L	908
PS986	607	PTC/115C	920	PTC150MH	941	PTNPG	1094	QBC300	1246	RBHSS32S	908
PS987	607	PTC/115C50	920	PTC50VA516	943	PTS1	1368	QBC3002	1246	RBHSS33L	908
PS988	607	PTC/115CET	920	PTC50VAM6	943	PTSR2	1051	QSPB	1099	RBHSS33S	908
PS989	607	PTC/115CET100	920	PTC75HLM	943	PTSR5	1051	QSPR	1098	RBHSS34L	908
PS990	608	PTC/115CET5	920	PTC75VA	943	PV63B	1214	RAB3210L	1089	RBHSS34S	908
PS992	609	PTC/115CT	920	PTC75VA516	943	PW0SNA	1304	RAB3280S	1089	RBHSS35L	908
PS993	566	PTC/115CT5	920	PTC75VAM14	943	PW12CC	1311	RAB4010L	1089	RBHSS35S	908
PS995	607	PTC/115CT50	920	PTC75VAM6	943	PW1601	1304	RAB4010S	1089	RBHSS36L	908
PS996	609	PTC/115G	919	PTC75VM10	943	PW1610	1306	RAB4014L	1089	RBHSS36S	908
PS997	427	PTC/115G5	919	PTCBBPV3	943	PW1712	1311	RAB4814L	1089	RBHSS37L	908
PSB05	738	PTC/115MC	919	PTCBBPV3S	943	PW1850	1305	RAB4814S	1089	RBHSS37S	908
PSI1000	1184	PTC/125C	920	PTCBBPV4	943	PW1860	1306	RAB4818L	1089	RBHSS38L	908
PSI300	1184	PTC/125CET	920	PTCBBPV4S	943	PW2000HW	1310	RB4823	1089	RBHSS38S	908
PSI600	1184	PTC/125CT	920	PTCCHC85O	942	PW2000PA	1305	RB4827	1089	RBHSS39L	908
PST01	725	PTC/125G	919	PTCCHV150B	941	PW2012R	1311	RB6412S	1089	RBHSS39S	908
PSTART1000HD	635	PTC/150C	920	PTCCHV150O	941	PW2200	1307	RB6418S	1089	RBHSS40L	908
PT1000	324	PTC/150SA	943	PTCCHV150P	942	PW2400	1306	RB6419S5	1089	RBHSS40S	908
PT1000G	324	PTC/150VA	943	PTCCHV150R	941	PW2500	1307	RB95B1	1175	RBHSS41L	908
PT10100	1095	PTC/150VA/M14	943	PTCCHV150W	941	PW2500HW	1310	RB95B2	1175	RBHSS41S	908
PT1150SC	1368	PTC/180VA	943	PTCCHV150Y	941	PW2512	1311	RBHSS12L	908	RBHSS42L	908
PT1170H	1368	PTC/230C	920	PTCCHV79B	941	PW3500	1307	RBHSS12S	908	RBHSS42S	908
PT12100	1095	PTC/230CT	920	PTCCHV79P	942	PW5000	1307	RBHSS13L	908	RBHSS43L	908
PT2000	324	PTC/230CT50	920	PTCCHV79W	941	PWA01	1307	RBHSS13S	908	RBHSS43S	908
PT2200	1368	PTC/230G	919	PTCCHV79Y	941	PWA02	1307	RBHSS14L	908	RBHSS44L	908
PT3000	324	PTC/30020C	919	PTCCHW150O	942	PWA03	1307	RBHSS14S	908	RBHSS44S	908
PT3000G	324	PTC/300C	920	PTCCHW150R	942	PWA04	1307	RBHSS15L	908	RBHSS45L	908
PT500	324	PTC/355C	920	PTCCHW80O	942	PWA05	1307	RBHSS15S	908	RBHSS45S	908
PT6100	1095	PTC/3C	920	PTCCHW80R	942	PWA06	1307	RBHSS16L	908	RBHSS46L	908
PT8100	1095	PTC/3C100	920	PTCMC150	943	PWA07	1307	RBHSS16S	908	RBHSS46S	908
PTB104008	980	PTC/3C5	920	PTCMC75	943	PWA10	1307	RBHSS17L	908	RBHSS47L	908
PTB104008SS	980	PTC/3CT	920	PTCPB100	943	PWDM3600	1308	RBHSS17S	908	RBHSS47S	908
PTB105511	980	PTC/3CT100	920	PTCPM75	943	PWH1	757	RBHSS18L	908	RBHSS48L	908
PTB105511SS	980	PTC/50G	919	PTCQC50120	926	PWH2	757	RBHSS18S	908	RBHSS48S	908
PTB141507	981	PTC/BP3	928	PTCQC5060	926	PWH3	757	RBHSS19L	908	RBHSS49L	908
PTB143011	981	PTC/BP3/NUT	928	PTCQC5080	926	PWH4	757	RBHSS19S	908	RBHSS49S	908
PTB181510	981	PTC/BP3/NUT15	928	PTCQC50C	926	PWH600	756	RBHSS20L	908	RBHSS50L	908
PTB183015	981	PTC/BP4	928	PTCQC50F	926	PWH601	756	RBHSS20S	908	RBHSS50S	908
PTB39003	979	PTC/BP4/NUT	928	PTCQC50M	926	PWH610	757	RBHSS21L	908	RBHSS51L	908
PTB40506	979	PTC/BP7/5/8	928	PTCQC75120	926	PWH611	757	RBHSS21S	908	RBHSS51S	908
PTB66004	978	PTC/CH/5/8-B	941	PTCQC7560	926	PWH612	757	RBHSS22L	908	RBLP	1381
PTB66004SS	978	PTC/CH/5/8-W	941	PTCQC7580	926	PWH613	757	RBHSS22S	908	RBP116	928
PTB67506	978	PTC/CH/M14-B	941	PTCQC75C	926	PWH615	758	RBHSS23L	908	RBP1218	940
PTB67506SS	978	PTC/CH/M14-P	941	PTCQC75F	926	PWH616	758	RBHSS23S	908	RBP125	928
PTB91505	1078	PTC/CH/M14-R	941	PTCQC75M	926	PWH617	758	RBHSS24L	908	RBP180	928
PTB91508	979	PTC/CH/M14-W	941	PTCQCBP50	926	PWM1300	1309	RBHSS24S	908	RBSP	908
PTB93006	979	PTC/CH/M14-Y	941	PTCQCBP75	926	PWM2500	1309	RBHSS25L	908	RC08220	1139
PTBJ10S	295	PTC/CW115	928	PTCWB150	943	PWM2500SP	1309	RBHSS25S	908	RC10220	1139
PTBJ12S	295	PTC/QCNM14	928	PTFE1210	1107	PWTF2200	1308	RBHSS26L	908	RC50	1246
PTBJ2	294	PTC/SW100	928	PTJ120	312	Q1AC	914	RBHSS26S	908	RC504	1246
PTBJ20	294	PTC/UPW	928	PTJ30	312	Q1CH	914	RBHSS27L	908	RC70	1247
PTBJ5	294	PTC01G	246	PTJ75	312	Q1CS	914	RBHSS27S	908	RCB01	1332
PTBJ5S	295	PTC11510CET	920	PTK991	261	Q1PT	914	RBHSS28L	908	RCB02	1332
PTC/100C	920	PTC11510CETD	920	PTK992	261	Q1WCH	914	RBHSS28S	908	RCB04	1332
PTC/100C50	920	PTC115CET50	920	PTK993	261	QAV150	1213	RBHSS29L	908	RCB06	1332
PTC/100CET	920	PTC115G12	919	PTNP1	1094	QAV200	1213	RBHSS29S	908	RCB07	1332
PTC/100CET100	920	PTC115VA516	943	PTNP2	1094	QAVE100	1213	RBHSS30L	908	RCC10	474
PTC/100CET5	920	PTC150CHM	941	PTNP3	1094	QAVE125	1213	RBHSS30S	908	RCD981	1181
PTC/100CT	920	PTC150CHS	941	PTNP5	1094	QBC04	1247	RBHSS31L	908	RCW06	141
PTC/100CT50	920	PTC150DFV	943	PTNP6	1094	QBC150	1246	RBHSS31S	908	RCW07	141

MODEL NO.	PAGE NO.	MODEL NO.	PAGE NO.	MODEL NO.	PAGE NO.	MODEL NO.	PAGE NO.	MODEL NO.	PAGE NO.	MODEL NO.	PAGE NO.
RCW08.....	141	RE4019.....	722	REG/MZ.....	763	RS4812.....	1089	RW1030.....	1092	S01052.....	130
RCW10.....	141	RE4020.....	722	RGH18.....	1315	RS48615.....	1089	RW1038.....	1092	S01053.....	149
RCW11.....	141	RE4021.....	722	RJA1550.....	282	RS5.....	1244	RW1050.....	1092	S01055.....	58
RCW12.....	141	RE4022.....	722	RJA2500.....	282	RS600.....	629	RW519.....	1092	S01056.....	224
RCW13.....	141	RE40KIT.....	722	RJAS1500.....	282	RS800.....	629	RW525.....	1092	S01057.....	224
RCW14.....	141	RE50.....	719	RJAS2500.....	282	RS901.....	1244	RW5675.....	1365	S01064.....	232
RCW15.....	141	RE5001.....	722	RJC01.....	1110	RS911F.....	1244	RW5675.WR.....	1365	S01068.....	152
RCW16.....	141	RE5001.12TPI.....	722	RJC02.....	1110	RSBP1.....	1069	RW5675KIT.....	1366	S01069.....	172
RCW17.....	141	RE5001.9TPI.....	722	RM3210S.....	1089	RSBP2.....	1069	RW619.....	1092	S01070.....	172
RCW18.....	141	RE55.....	706	RM3213S.....	1089	RSH10.....	474	RW625.....	1092	S01074.....	136
RCW19.....	141	RE83/10.....	718	RM4012S.....	1089	RT/KIT.....	592	RW638.....	1092	S01075.....	143
RCW21.....	141	RE83/4.....	718	RM4015S.....	1089	RT001.....	732	RW8180.....	1365	S01077.....	178
RCW22.....	141	RE83/840.....	718	RM4813L.....	1089	RT002.....	593	RW8180.WR.....	1365	S01081.....	1212
RCW24.....	141	RE83/840/CWH.....	718	RM4813S.....	1089	RT003.....	593	RW8180KIT.....	1366	S01082.....	1212
RCW27.....	141	RE89.....	714	RM4819L.....	1089	RT004.....	593	RW825.....	1092	S01083.....	1212
RCW30.....	141	RE901.....	714	RM4819S.....	1089	RT005.....	593	RW838.....	1092	S01084.....	130
RCW32.....	141	RE91/05.....	716	RM4827L.....	1089	RT006.....	593	RW850.....	1092	S01090.....	108
RD1500.....	1256	RE91/10.....	716	RM4827S.....	1089	RT007.....	593	RWH20.....	1315	S01091.....	165
RD2500.....	1256	RE91/5/CK.....	715	RMB100.....	241	RT008.....	593	RWH30.....	1315	S01092.....	165
RD2500T.....	1256	RE92/11.....	715	RMB125.....	241	RT01.....	592	RWPB01.....	474	S01093.....	165
RD800.....	1256	RE92/12.....	715	RMB150.....	241	RT013.....	725	RWPB01CS.....	474	S01094.....	165
RE006.....	726	RE92/30.....	730	RMB175.....	241	RT014.....	592	RWSBKIT.....	474	S01095.....	165
RE012.....	726	RE92/31.....	730	RMB200.....	241	RT05.....	592	S01000.....	756	S01096.....	165
RE025.....	725	RE92/33.....	730	RMB250.....	241	RT06.....	593	S01001.....	756	S01098.....	165
RE025LED.....	725	RE92/35.....	730	RMC1020.....	1079	RT1.....	467	S01005.....	825	S01099.....	165
RE06.....	712	RE93.....	715	RMC710.....	1079	RT10.....	1098	S01006.....	127	S01100.....	258
RE06C.....	712	RE94.....	715	RMC870.....	1079	RT11.....	1098	S01007.....	127	S01101.....	1217
RE06V.....	712	RE95.....	715	RMG16.....	241	RT12KIT.....	592	S01008.....	127	S01102.....	1053
RE06W.....	712	RE96.....	715	RMG24.....	241	RT13.....	1098	S01009.....	127	S01103.....	122
RE08.....	712	RE97.10-01.....	717	RP1500.....	883	RT14.....	1098	S01010.....	127	S01104.....	122
RE08V.....	712	RE97.10-02.....	716	RP4812.....	1089	RT16.....	1098	S01011.....	127	S01106.....	108
RE08W.....	712	RE97.10-03.....	717	RP4819.....	1089	RT17.....	1098	S01012.....	127	S01107.....	149
RE100/WS.....	724	RE97.10-A13.....	716	RPB01.....	854	RT18.....	1098	S01013.....	127	S01109.....	155
RE101.....	726	RE97.10-COMBO.....	716	RPS1BS.....	338	RT19.....	1098	S01014.....	127	S01120.....	26
RE102.....	725	RE97/10.....	718	RPS2.....	338	RT20.....	1098	S01015.....	127	S01122.....	26
RE103.....	725	RE97/4.....	718	RPS2KD.....	338	RT21.....	1098	S01016.....	127	S01123.....	26
RE104.....	725	RE9720.....	718	RPS2MD.....	338	RT22.....	1098	S01017.....	127	S01124.....	26
RE105.....	726	RE97XC02.....	716	RRCW10.....	146	RT23.....	1098	S01018.....	127	S01125.....	27
RE105/1.....	726	RE97XC04.....	717	RRCW11.....	146	RT24.....	1098	S01019.....	127	S01126.....	27
RE105/2.....	726	RE97XC10.....	716	RRCW12.....	146	RT25.....	1098	S01020.....	127	S01127.....	27
RE225.....	572	RE97XCKIT.....	717	RRCW13.....	146	RT26.....	1098	S01021.....	127	S01128.....	27
RE2280.....	575	RE97XM02.....	716	RRCW17.....	146	RT27.....	1098	S01022.....	127	S01129.....	27
RE2281.....	575	RE97XM02.H-F.....	716	RRCW19.....	146	RT27KIT.....	592	S01023.....	127	S01130.....	27
RE229.....	573	RE97XM02.H-M.....	717	RS1.....	631	RT28.....	1098	S01024.....	127	S01131.....	28
RE230UK.....	574	RE97XM04.....	716	RS102.....	631	RT29.....	1098	S01025.....	127	S01132.....	28
RE231.....	574	RE97XM05.....	716	RS102B.....	633	RT30.....	1098	S01026.....	127	S01133.....	28
RE2311.....	574	RE97XM05.H-F.....	717	RS102C.....	632	RT6K.....	592	S01027.....	127	S01134.....	28
RE239.....	573	RE97XM05.H-M.....	717	RS103.....	631	RT6KIT.....	592	S01028.....	127	S01135.....	28
RE23RS.....	574	RE97XM10.....	716	RS103B.....	633	RTA138CGD.....	927	S01029.....	127	S01136.....	28
RE249.....	573	RE97XS05.....	717	RS105.....	631	RTA18WB.....	927	S01030.....	127	S01137.....	256
RE259.....	573	RE97XS10.....	717	RS105B.....	633	RTA63SB.....	927	S01032.....	127	S01138.....	256
RE300.....	575	RE97XS20.....	717	RS10AUA.....	631	RTA7FW.....	927	S01035.....	197	S01142.....	141
RE4001.....	722	RE97XS30.....	717	RS1200.....	629	RTCS10.....	1101	S01036.....	197	S01143.....	145
RE4002.....	722	RE99/10.....	715	RS125.....	631	RTSB100.....	1101	S01037.....	197	S01150.....	172
RE4011.....	721	REG/KIT/MO.....	763	RS131.....	630	RTSB50.....	1101	S01038.....	197	S01151.....	172
RE4012.....	721	REG/KIT/MZ.....	763	RS1312HV.....	630	RTSPF25.....	1101	S01039.....	900	S01152.....	108
RE4015.....	722	REG/MM.....	763	RS132.....	630	RTSPM25.....	1101	S01043.....	154	S01153.....	108
RE4016.....	722	REG/MMG.....	763	RS1322HV.....	630	RTSR2553.....	1101	S01044.....	818	S01154.....	256
RE4017.....	722	REG/MO.....	763	RS1B.....	633	RTSR2564.....	1101	S01045.....	820	S01155.....	205
RE4018.....	722	REG/MT.....	763	RS1C.....	632	RTSSB25.....	1101	S01046.....	816	S01156.....	142

MODEL NO.	PAGE NO.	MODEL NO.	PAGE NO.	MODEL NO.	PAGE NO.	MODEL NO.	PAGE NO.	MODEL NO.	PAGE NO.	MODEL NO.	PAGE NO.
S01157	128	S01242	38	S0445	216	S0573	1219	S0662	29	S0811	215
S01167	648	S01243	38	S0446	216	S0576	29	S0663	29	S0812	215
S01168	648	S01244	38	S0447	216	S0577	29	S0664	29	S0813	215
S01169	648	S01245	38	S0448	234	S0578	29	S0665	29	S0814	215
S01170	106	S01246	128	S0449	234	S05781	1220	S0666	29	S0815	215
S01171	106	S01247	142	S0450	234	S0579	29	S0667	29	S0823	160
S01172	106	S01248	108	S0451	234	S0580	29	S0668	29	S0823DB	160
S01173	106	S0125	880	S0452	234	S0581	29	S0669	29	S0832	138
S01174	106	S01250	203	S0453	234	S0582	29	S0670	29	S0837	254
S01175	106	S01251	78	S0454	234	S0583	29	S0671	29	S0840	146
S01176	106	S01252	203	S0455	72	S0584	29	S0672	29	S0841	225
S01177	106	S01253	203	S0456	72	S0585	29	S0673	29	S0843	118
S01178	106	S01254	78	S0457	232	S0586	29	S0674	29	S0844	125
S01179	106	S01255	126	S0458	224	S0587	29	S0675	29	S0845	153
S01180	106	S01256	80	S0459	224	S0588	29	S0676	29	S0849	151
S01181	106	S01257	80	S0460	224	S0589	29	S0677	29	S0854	234
S01182	106	S01258	78	S0462	228	S0590	29	S0678	29	S0855	125
S01183	106	S01259	78	S0463	229	S0591	29	S0679	29	S0856	248
S01184	106	S01260	164	S0465	164	S0592	29	S0680	29	S08561	613
S01185	106	S01261	164	S0466	172	S0593	29	S0681	29	S08563	613
S01186	106	S01262	164	S0469	732	S0594	29	S0682	29	S0857	127
S01187	106	S0400	129	S0472	91	S0595	29	S0683	29	S0865	1216
S01190	128	S0401	139	S0473	197	S0596	29	S0704	81	S0866	153
S01191	256	S0402	129	S0481	1216	S0597	29	S0705	81	S0868	900
S01192	256	S0404	129	S0484	164	S0598	107	S0706	81	S0870	129
S01193	256	S0405	150	S0486	228	S0600	248	S0707	1234	S0871	194
S01200	80	S0406	137	S0487	228	S0602	234	S0714	129	S0883	248
S01201	80	S0407	137	S0492	734	S0603	234	S0716	151	S0895	109
S01202	80	S0408	137	S0506	79	S0604	463	S0717	151	S0896	1220
S01203	80	S0409	137	S0507	79	S0609	248	S0718	68	S0897	107
S01204	80	S0410	137	S0508	79	S06092	1248	S0719	68	S0903	160
S01205	80	S0411	137	S0514	492	S0610	161	S0720	69	S0903DB	160
S01206	80	S0412	137	S0515	492	S0615	107	S0725	46	S0905	158
S01207	80	S0413	137	S0516	492	S0616	107	S0732	139	S0906	158
S01208	80	S0414	137	S0517	492	S0617	107	S0733	139	S0916	172
S01209	80	S0415	137	S0518	492	S0628	1220	S0735	139	S0923	107
S01210	61	S0416	137	S0527	1216	S0629	1219	S0736	139	S0925	217
S01211	61	S0417	137	S0527.B	1125	S0633	141	S0738	139	S0926	217
S01212	61	S0418	137	S0529	249	S0634	141	S0741	139	S0927	217
S01213	60	S0419	137	S0532	194	S0635	145	S0742	139	S0938	900
S01214	60	S0420	137	S0533	194	S0636	147	S0744	139	S0940	161
S01215	58	S0421	137	S0534	194	S0639	165	S0746	139	S0941	161
S01216	58	S0422	137	S0535	116	S0640	254	S0748	139	S0946	163
S01217	60	S0423	137	S0536	465	S0641	116	S0750	139	S0947	161
S01218	204	S0424	137	S0540	552	S0645	215	S0753	116	S0948	161
S01219	204	S0425	137	S0541	236	S0646	215	S0754	116	S0949	161
S01220	59	S0426	137	S0542	236	S0648	29	S0756	205	S0979	126
S01222	59	S0427	137	S0543	236	S0649	29	S0757	215	S0982	194
S01224	59	S0428	137	S0545	236	S0650	29	S0765	1053	S0983	148
S01230	80	S0429	137	S0553	233	S0651	29	S0766	1053	S0984	142
S01231	80	S0430	137	S0554	233	S0652	29	S0767	152	S0985	142
S01232	128	S0432	137	S0555	249	S0653	29	S0768	55	S0987	1070
S01233	46	S0433	216	S0556	161	S0654	29	S0773	158	S0989	1070
S01234	47	S0434	216	S0557	255	S0655	29	S0774	122	S0992	1070
S01235	47	S0435	216	S0558	255	S0656	29	S0775	202	S1208	31
S01236	47	S0436	216	S0559	255	S0657	29	S0777	126	S1209	31
S01237	47	S0437	216	S0561	128	S0658	29	S0800	245	S1210	31
S01239	130	S0439	216	S0562	129	S0659	29	S0802	245	S1210D	31
S01240	38	S0442	216	S0563	127	S0660	29	S0805	245	S1211	31
S01241	38	S0443	216	S0564	130	S0661	29	S0806	147	S1211D	31

MODEL NO.	PAGE NO.	MODEL NO.	PAGE NO.	MODEL NO.	PAGE NO.	MODEL NO.	PAGE NO.	MODEL NO.	PAGE NO.	MODEL NO.	PAGE NO.
S1212	31	S1414	31	S38SP14	30	SA18/S	819	SA34/B24	932	SA4001	798
S1212D	31	S1414D	31	S38UJ	71	SA19/S	817	SA34/B2415	932	SA4001F	798
S1213	31	S2	905	S631	691	SA19X235	903	SA34/B32	932	SA4001FR	798
S1213D	31	S3	905	S641G	691	SA2	803	SA34/B3215	932	SA4001R	798
S1214	31	S34/19	31	S642G	691	SA2/TS	803	SA342	820	SA401	642
S1214D	31	S34/22	31	S701	689	SA20/S	809	SA345/B18	932	SA43	824
S1215	31	S34/24	31	S701G	692	SA2001	798	SA345/B1815	932	SA44	824
S1215D	31	S34/26	31	S713G	690	SA2001/F	798	SA345/B24	932	SA4FR/38	798
S1216	31	S34/27	31	S714G	690	SA2001/FR	798	SA345/B2415	932	SA5/RG/14	798
S1216D	31	S34/29	31	S717	690	SA2001/L	798	SA345/B32	932	SA50	823
S1217	31	S34/30	31	S717G	690	SA2001R	798	SA345/B3215	932	SA50.02	823
S1217D	31	S34/32	31	S720	690	SA200T	782	SA345MIX	932	SA501	823
S1218	31	S34/33	31	S725	690	SA201	803	SA346/B18	932	SA5020	774
S1218D	31	S34/36	31	S775	689	SA206	799	SA346/B1815	932	SA5040	784
S1219	31	S34/38	31	S775G	691	SA206F	799	SA346/B24	932	SA5055	784
S1219D	31	S34/41	31	SA08	818	SA206FAD	799	SA346/B2415	932	SA50A	823
S1220	31	S34/42	31	SA09	818	SA206FR	799	SA346/B32	932	SA51	823
S1221	31	S34/46	31	SA1/1212	793	SA206FRAD	799	SA346/B3215	932	SA51/16	823
S1221D	31	S34/50	31	SA1/1214F	793	SA206L	799	SA346MIX	932	SA52	823
S1222	31	S34/55	31	SA1/1234	793	SA206R	799	SA347	820	SA52/15	823
S1222D	31	S34/E150	70	SA1/1238F	793	SA20X235	903	SA348	820	SA53	821
S1223	31	S34/E200	70	SA1/1412F	793	SA21/S	809	SA34MIX	932	SA53.V3-30	821
S1224	31	S34/E400	70	SA1/1414	793	SA22	819	SA35	816	SA53.V3-31	821
S1224D	31	S34/TB	70	SA1/1414FF	793	SA22X235	903	SA35/B100G	937	SA53.V3-32	821
S1225	31	S3806	31	SA1/1438F	793	SA230	808	SA35/B120G	937	SA56	821
S1226	31	S3807	31	SA1/3412F	793	SA231	808	SA35/B40G	937	SA56.31	821
S1227	31	S3808	31	SA1/3814F	793	SA24	811	SA35/B60G	937	SA56.32	821
S1228	31	S3808D	31	SA1001	808	SA241	811	SA35/B80G	937	SA56.33	821
S1229	31	S3809	31	SA1002	808	SA2415	774	SA354	816	SA58	810
S1230	31	S3809D	31	SA1003	817	SA25	825	SA355	816	SA6002	805
S1232	31	S3810	31	SA1004	813	SA2501	825	SA355/B100G	937	SA6002S	803
S12E150	69	S3810D	31	SA1005	813	SA25X235	903	SA355/B120G	937	SA6004	806
S12E200	69	S3811	31	SA1006	820	SA26	811	SA355/B60G	937	SA6006	804
S12E75	69	S3811D	31	SA1007	810	SA27	811	SA355/B80G	937	SA6007	805
S12F-38M	71	S3812	31	SA1008	811	SA28	821	SA36	821	SA6008	807
S12SP10	30	S3812D	31	SA1006	799	SA28PDKV2	821	SA36.V2-03	821	SA6010	803
S12SP14	30	S3813	31	SA106F	799	SA29/S	807	SA36.V2-06	821	SA602	804
S12UJ	71	S3813D	31	SA106FR	799	SA297	806	SA37/93	557	SA604	806
S1404	31	S3814	31	SA106R	799	SA2FR	798	SA37/93B	557	SA607	809
S1404D	31	S3814D	31	SA10X235	903	SA302	697	SA37/94	557	SA608	809
S1405	31	S3815	31	SA11	822	SA303	697	SA37/95	557	SA613	822
S14055	31	S3815D	31	SA111	793	SA304	828	SA37/96B	557	SA614	822
S14055D	31	S3816	31	SA11C	822	SA305	788	SA37/98	557	SA620	811
S1405D	31	S3816D	31	SA11QRC	822	SA31	826	SA37/99	557	SA621	811
S1406	31	S3817	31	SA11R/17	822	SA312	826	SA37/C	554	SA622	810
S1406D	31	S3817D	31	SA12/S	822	SA314	826	SA37/C/C	554	SA623	810
S1407	31	S3818	31	SA120	821	SA316	826	SA37/C/CLIP	554	SA630	808
S1407D	31	S3818D	31	SA120/21	821	SA317	826	SA37/C/O	554	SA631	808
S1408	31	S3819	31	SA120/F	821	SA32	819	SA371	556	SA635	816
S1408D	31	S3819D	31	SA120/P	821	SA320K	828	SA372	556	SA649	821
S1409	31	S3820	31	SA12C	822	SA33/S	697	SA374	556	SA649.41	821
S1409D	31	S3821	31	SA12X235	903	SA332	697	SA375	556	SA649.43	821
S1410	31	S3822	31	SA13X235	903	SA333	697	SA39	556	SA650	825
S1410D	31	S3824	31	SA141	802	SA334	700	SA390	554	SA651/C	824
S1411	31	S38E150	68	SA14X235	903	SA335	697	SA395	556	SA652	813
S1411D	31	S38E200	68	SA152	824	SA335G	788	SA396	556	SA653	813
S1412	31	S38E75	68	SA153	824	SA33G	697	SA399	555	SA654	813
S1412D	31	S38F-12M	71	SA1565	784	SA34	820	SA4	805	SA655	813
S1413	31	S38F-14M	71	SA16X235	903	SA34/B14	932	SA40	642	SA656	813
S1413D	31	S38SP10	30	SA17/S	819	SA34/B1415	932	SA400	555	SA660	823

MODEL NO.	PAGE NO.	MODEL NO.	PAGE NO.	MODEL NO.	PAGE NO.	MODEL NO.	PAGE NO.	MODEL NO.	PAGE NO.	MODEL NO.	PAGE NO.
SA661	823	SA913M	829	SAC125	1266	SB0014	937	SBA28EE	796	SBH025	174
SA67	814	SA914	828	SAC1276B	780	SB0015	937	SBA28ET	796	SBH026	174
SA671	812	SA919	828	SAC13	1264	SB0016	937	SBA28P	796	SBK10	1301
SA673	813	SA92	824	SAC15030B	773	SB0017	937	SBA28PC	796	SBK12	1301
SA674	812	SA923	697	SAC1503B	776	SB0018	937	SBA28SC	796	SBKITA	738
SA686	807	SA924	555	SAC1903B	775	SB0019	937	SBAKIT2	797	SBS001	175
SA695	815	SA9247	829	SAC20030B	773	SB0020	937	SBAKIT3	797	SBS002	175
SA695A	929	SA9248	829	SAC2103B	777	SB0021	937	SBAKIT5	797	SBS003	175
SA695WA	929	SA9250	829	SAC2153B	777	SB0022	937	SBBH001	174	SBS004	175
SA695WS	929	SA9251	829	SAC2203B	777	SB005	937	SBBH002	174	SBS005	175
SA6X200	903	SA9252	829	SAC2203BLN	783	SB006	937	SBBH003	174	SBS006	175
SA70	817	SA928	1314	SAC2276B	780	SB007	937	SBBH004	174	SBS007	175
SA701D120G	926	SA93	786	SAC2410S	771	SB008	937	SBBH005	174	SBS008	175
SA701D60G	926	SA9302	555	SAC2420A	771	SB009	937	SBBH006	174	SBS009	175
SA701D80G	926	SA9303	555	SAC2420APK	771	SB1200	1078	SBBH007	174	SBS010	175
SA720	814	SA9312	555	SAC2420E	772	SB565	1078	SBBH008	174	SBS011	175
SA721	817	SA9313	555	SAC2420E110V	773	SB65	721	SBBH009	174	SBS012	175
SA722	817	SA94	786	SAC2420EPK	772	SB66	721	SBBH010	174	SBS013	175
SA722D120G	926	SA95	815	SAC3103B	778	SB765	1078	SBBH011	174	SBS014	175
SA722D60G	926	SA95/PX	929	SAC3153B	778	SB951	739	SBBH012	174	SBS015	175
SA722D80G	926	SA95/PXM	929	SAC3203B	779	SB970	739	SBBH013	174	SBS016	175
SA77	818	SA95PXPLUS	929	SAC3203B.02	780	SB972	739	SBC/35/5/EHD	636	SBS017	175
SA789	827	SA95UNI	929	SAC3203B.03	780	SB972/ST	739	SBC01	1237	SBS018	175
SA791	827	SA96	813	SAC3203B3PH	779	SB973	739	SBC15	621	SBS019	175
SA792	827	SA96/03	813	SAC32055B	779	SB974	739	SBC4	621	SBS260	880
SA800	819	SAAN1810	1124	SAC32055B.02	780	SB974N4	1140	SBC50/6.5/EHD	636	SBS35/B100GN	937
SA801	819	SAAN1815	1124	SAC32055B.03	780	SB99.KIT	738	SBC6	621	SBS35/B100GW	937
SA802	819	SAAN1820	1124	SAC32775B	779	SB993	737	SBC8	621	SBS35/B120GN	937
SA811	785	SAAN1825	1124	SAC32775B.02	780	SB994	738	SBF1050	1097	SBS35/B120GW	937
SA812	785	SAAN1830	1124	SAC32775B.03	780	SB995	738	SBF1550	1097	SBS35/B40GN	937
SA813	785	SAAN1832	1124	SAC41	1264	SB997	738	SBF2050	1097	SBS35/B40GW	937
SA814	785	SAAN1835	1124	SAC42055B	781	SB998	738	SBF3050	1097	SBS35/B60GN	937
SA821	786	SAAN1840	1124	SAC42755BLN	783	SBA15AP	796	SBF350	1097	SBS35/B60GW	937
SA822	786	SAAN1850	1124	SAC5016S	771	SBA15BSA	796	SBF550	1097	SBS35/B80GN	937
SA823	786	SAAS1810	1124	SAC5020A	771	SBA15BV	796	SBF7550	1097	SBS35/B80GW	937
SA824	786	SAAS1813	1124	SAC5020APK	771	SBA15BWE	796	SBG25KG	1140	SBSC01	1385
SA84	787	SAAS1816	1124	SAC5020E	772	SBA15DC	796	SBH001	174	SBT001	175
SA841	787	SAAS1819	1124	SAC5020E110V	773	SBA15EE	796	SBH002	174	SBT002	175
SA841HV	787	SAAS1825	1124	SAC5020EPK	772	SBA15ET	796	SBH003	174	SBT003	175
SA85	787	SAAS1828	1124	SAC5030VE	772	SBA15P	796	SBH004	174	SBT004	175
SA85SP	787	SAAS1832	1124	SAC52775B	781	SBA15PC	796	SBH005	174	SBT005	175
SA88	787	SAAS1835	1124	SAC55075B	782	SBA15SC	796	SBH006	174	SBT006	175
SA8812	787	SAAS1838	1124	SAC7000	1265	SBA2215	796	SBH007	174	SBT007	175
SA894	785	SAAS1840	1124	SAC72775BLN	783	SBA2215T	796	SBH008	174	SBT008	175
SA895	785	SAC00615	770	SAC82425VLN	782	SBA22AP	796	SBH009	174	SBT009	175
SA8X200	903	SAC02415	770	SAC9002	1265	SBA22BSA	796	SBH010	174	SBT010	175
SA90	786	SAC04	1264	SACV52775B	781	SBA22BV	796	SBH011	174	SBT011	175
SA900	793	SAC05020	770	SACWK1	1265	SBA22BWE	796	SBH012	174	SBT012	175
SA902	793	SAC05030	775	SAG101	878	SBA22DC	796	SBH013	174	SBT013	175
SA904	828	SAC05030F	774	SAG115	878	SBA22EE	796	SBH014	174	SBT014	175
SA906	793	SAC0607S	771	SAG125	879	SBA22ET	796	SBH015	174	SBT015	175
SA907	793	SAC0610E	772	SAG230	879	SBA22P	796	SBH016	174	SBT016	175
SA91	802	SAC0610EKIT	827	SAP01	663	SBA22PC	796	SBH017	174	SBT017	175
SA912	802	SAC10030	775	SAR01	715	SBA22SC	796	SBH018	174	SBT018	175
SA913	829	SAC10030F	774	SAS01	365	SBA2822	796	SBH019	174	SBT019	175
SA9131	829	SAC10030VE	772	SAS10	663	SBA2822T	796	SBH020	174	SBT020	175
SA9133	829	SAC1103B	776	SB0010	937	SBA28AP	796	SBH021	174	SBT021	175
SA9135	829	SAC1153B	776	SB0011	937	SBA28BSA	796	SBH022	174	SBT022	175
SA9137	829	SAC12000	1265	SB0012	937	SBA28BV	796	SBH023	174	SBT023	175
SA913L	829	SAC1203B	776	SB0013	937	SBA28DC	796	SBH024	174	SBT024	175

MODEL NO.	PAGE NO.	MODEL NO.	PAGE NO.	MODEL NO.	PAGE NO.	MODEL NO.	PAGE NO.	MODEL NO.	PAGE NO.	MODEL NO.	PAGE NO.
SBT025.....	175	SCR80HV.....	335	SCS060.....	1119	SCSG08.....	1134	SCW3125FP.....	1144	SD001ST.....	266
SBT026.....	175	SCR84.....	335	SCS060S.....	1119	SCSG2R.....	1134	SCW3125FPPEM.....	1142	SD002.....	266
SBT027.....	175	SCR85.....	333	SCS061.....	1119	SCSGPRK.....	1134	SCW3125SP.....	1144	SD003.....	266
SBT028.....	175	SCR86.....	335	SCS061S.....	1119	SCSGRK.....	1134	SCW3125SPEM.....	1142	SD003ST.....	266
SC01.....	1001	SCR86HV.....	335	SCS062.....	1119	SCSKIT1.....	1120	SCW3125SPL.....	1144	SD004.....	266
SC02.....	1001	SCR9.....	333	SCS062S.....	1119	SCSS1.....	1203	SCW3125SPEM.....	1142	SD005.....	266
SC03.....	1001	SCR90.....	336	SCS090.....	1136	SCSS2.....	1220	SCW3160FP.....	1144	SD006.....	267
SC10.....	316	SCR91.....	336	SCS102.....	1115	SCSTR500.....	1118	SCW3160FPPEM.....	1142	SD007.....	267
SC10.V3-E.....	319	SCR92.....	336	SCS103.....	1115	SCT03.....	685	SCW3160SP.....	1144	SD008.....	267
SC10LR.....	317	SCR9HV.....	333	SCS104.....	1115	SCT09.....	685	SCW3160SPEM.....	1142	SD02.....	262
SC10LR.V2-23.....	319	SCRBB.....	334	SCS106.....	1115	SCT25D.....	1137	SCW3160SPL.....	1144	SD100.....	262
SC10LR.V3-18.....	319	SCRT.....	334	SCS107.....	1115	SCT27.....	685	SCW3160SPEM.....	1142	SD100/CT7.....	262
SC127.....	260	SCRTT.....	333	SCS108.....	1115	SCT5D.....	1137	SCW3200FP.....	1144	SD100/ST7.....	262
SC128.....	260	SCS001.....	1136	SCS109.....	1115	SCW1100FP.....	1141	SCW3200FPPEM.....	1142	SD1000.....	876
SC129.....	260	SCS002.....	1136	SCS110.....	1115	SCW1100SB.....	1141	SCW3200SP.....	1144	SD1240.....	262
SC138.....	689	SCS003.....	1136	SCS200.....	1121	SCW1100SBL.....	1141	SCW3200SPEM.....	1142	SD150.....	263
SCB2.....	1073	SCS004.....	1136	SCS201.....	1137	SCW1100SP.....	1141	SCW3200SPL.....	1144	SD150H.....	263
SCB50.....	924	SCS005.....	1136	SCS222.....	1121	SCW1100SPL.....	1141	SCW3200SPEM.....	1142	SD151.....	262
SCB75.....	924	SCS006.....	1136	SCS222S.....	1121	SCW1125FP.....	1141	SCW4100FP.....	1145	SD1530.....	262
SCCL.....	1384	SCS007.....	1136	SCS243.....	1121	SCW1125SB.....	1141	SCW4100FPPEM.....	1143	SD1530/T.....	262
SCCM.....	1384	SCS009.....	1136	SCS243S.....	1121	SCW1125SBL.....	1141	SCW4100SB.....	1145	SD200.....	262
SCCS.....	1384	SCS010.....	1117	SCS271.....	1121	SCW1125SP.....	1141	SCW4100SBEM.....	1143	SD250K.....	263
SCCXL.....	1384	SCS0105.....	1116	SCS271S.....	1121	SCW1125SPL.....	1141	SCW4100SBL.....	1145	SD30.....	262
SCDE02.....	1299	SCS010S.....	1117	SCS300.....	1119	SCW150FP.....	1141	SCW4100SBLEM.....	1143	SD30/CT.....	262
SCF8W.....	1269	SCS011.....	1118	SCS300S.....	1119	SCW150SB.....	1141	SCW4100SP.....	1145	SD30/ST.....	262
SCFS04.....	1074	SCS011S.....	1118	SCS301.....	1120	SCW150SBL.....	1141	SCW4100SPEM.....	1143	SD300K.....	262
SCG01.....	699	SCS012.....	1117	SCS302.....	1120	SCW150SP.....	1141	SCW4100SPL.....	1145	SD40.....	262
SCH1.....	246	SCS012S.....	1117	SCS302S.....	1120	SCW150SPL.....	1141	SCW4100SPEM.....	1143	SD40/CT.....	262
SCH2.....	246	SCS013.....	1118	SCS303.....	1120	SCW175FP.....	1141	SCW4125FPPEM.....	1143	SD40/ST.....	262
SCK05.....	663	SCS013S.....	1118	SCS303S.....	1120	SCW175SB.....	1141	SCW4125SBEM.....	1143	SD400K.....	265
SCK15.....	663	SCS014.....	1117	SCS304.....	1120	SCW175SBL.....	1141	SCW4125SBL.....	1145	SD4080.....	262
SCK30.....	663	SCS014S.....	1117	SCS304S.....	1120	SCW175SP.....	1141	SCW4125SBLEM.....	1143	SD4080/T.....	262
SCK50.....	663	SCS015.....	1118	SCS380.....	1120	SCW2100SB.....	1144	SCW4125SP.....	1145	SD750.....	876
SCO/5L.....	1116	SCS016S.....	1117	SCS390.....	1120	SCW2100SBEM.....	1142	SCW4125SPEM.....	1143	SD800.....	876
SCP1501.....	1138	SCS017.....	1117	SCS400.....	1120	SCW2100SBL.....	1144	SCW4125SPL.....	1145	SDA01.....	704
SCP1601.....	1138	SCS017S.....	1117	SCS401.....	1120	SCW2100SBLEM.....	1142	SCW4125SPEM.....	1143	SDA03.....	704
SCPO1S.....	1116	SCS018S.....	1117	SCS500.....	1120	SCW2100SP.....	1144	SCW480FPPEM.....	1143	SDAST.....	704
SCPO5.....	1116	SCS019S.....	1117	SCS572.....	1120	SCW2100SPEM.....	1142	SCW480SB.....	1145	SDB01.....	894
SCR01B.....	332	SCS021.....	1118	SCS574.....	1121	SCW2100SPEM.....	1142	SCW480SBEM.....	1143	SDB02.....	894
SCR02B.....	332	SCS021S.....	1118	SCS591.....	1121	SCW250SB.....	1144	SCW480SBL.....	1145	SDB03.....	894
SCR03B.....	332	SCS022S.....	1117	SCS601.....	1121	SCW250SBEM.....	1142	SCW480SBLEM.....	1143	SDB04.....	894
SCR10.....	333	SCS023.....	1118	SCS601S.....	1121	SCW250SBLEM.....	1142	SCW480SP.....	1145	SDB05.....	894
SCR13.....	332	SCS023S.....	1118	SCS638.....	1121	SCW250SPEM.....	1142	SCW480SPEM.....	1143	SDB06.....	894
SCR14.....	332	SCS025.....	1119	SCS638S.....	1121	SCW250SPL.....	1144	SCW480SPEM.....	1143	SDBC1.....	895
SCR15.....	333	SCS025S.....	1119	SCS700.....	1119	SCW250SPEM.....	1142	SCW5125FP.....	1145	SDBC2.....	895
SCR16.....	333	SCS026.....	1119	SCS701.....	1119	SCW275SB.....	1144	SCW5125FPPEM.....	1143	SDBC3.....	895
SCR17.....	332	SCS026S.....	1119	SCS702.....	1119	SCW275SBEM.....	1142	SCW5125SP.....	1145	SDBC4.....	895
SCR18B.....	336	SCS028S.....	1119	SCS901.....	1139	SCW275SBL.....	1144	SCW5125SPEM.....	1143	SDBC5.....	895
SCR18G.....	336	SCS029S.....	1119	SCS903.....	1139	SCW275SBLEM.....	1142	SCW5125SPL.....	1145	SDBC6.....	895
SCR18O.....	336	SCS030S.....	1119	SCS906.....	1121	SCW275SP.....	1144	SCW5125SPEM.....	1143	SDBCK3.....	895
SCR18R.....	336	SCS031S.....	1119	SCS908.....	1121	SCW275SPEM.....	1142	SCW5152FPPEM.....	1143	SDBCK5.....	895
SCR18Y.....	336	SCS032S.....	1119	SCS909.....	1121	SCW275SPL.....	1144	SCW5152SPEM.....	1143	SDBK3.....	894
SCR74.....	334	SCS034S.....	1119	SCS910.....	1121	SCW275SPEM.....	1142	SCW5152SPEM.....	1143	SDBK5.....	894
SCR75.....	334	SCS035.....	1118	SCSCF400.....	1117	SCW3.....	1139	SCW5160SP.....	1145	SDC01.....	1313
SCR75B.....	334	SCS035S.....	1118	SCSG02.....	1134	SCW3100FP.....	1144	SCW5160SPL.....	1145	SDH102.....	1266
SCR75HV.....	334	SCS036S.....	1117	SCSG03.....	1134	SCW3100FPPEM.....	1142	SCW5200FPPEM.....	1143	SDH20.....	1266
SCR75O.....	334	SCS039S.....	1118	SCSG04.....	1134	SCW3100SP.....	1144	SCW5200SP.....	1145	SDH30.....	1267
SCR79.....	335	SCS042S.....	1118	SCSG05.....	1134	SCW3100SPEM.....	1142	SCW5200SPEM.....	1143	SDH50.....	1267
SCR80.....	335	SCS043S.....	1117	SCSG06.....	1134	SCW3100SPL.....	1144	SCW5200SPEM.....	1143	SDH50110V.....	1267
		SCS045S.....	1118	SCSG07.....	1134	SCW3100SPEM.....	1142	SD001.....	266	SDH70.....	1267

MODEL NO.	PAGE NO.	MODEL NO.	PAGE NO.	MODEL NO.	PAGE NO.	MODEL NO.	PAGE NO.	MODEL NO.	PAGE NO.	MODEL NO.	PAGE NO.
SDH90	1267	SDS13X450	906	SDS6.5X260	906	SFA01S	1300	SGA60	751	SHCSS4	1086
SDHX4213	1094	SDS14X1000	906	SDS6X110	906	SFA02	1301	SGC1	1115	SHCSS4X	1086
SDHX4219	1094	SDS14X160	906	SDS6X160	906	SFA03	1301	SGC12	1115	SHCSS5	1086
SDHX4225	1094	SDS14X210	906	SDS6X210	906	SFB100	924	SGL01	693	SHCSS6	1086
SDHX4813	1094	SDS14X260	906	SDS6X260	906	SFB11	1299	SGP33	605	SHCSS7	1086
SDHX4819	1094	SDS14X310	906	SDS7X110	906	SFB50	924	SGP34	605	SHCSS90AC	1085
SDHX4825	1094	SDS14X450	906	SDS7X160	906	SFB75	924	SGP36	605	SHCSSM	1086
SDHX5525	1094	SDS14X600	906	SDS7X210	906	SFBS100	924	SGP38	605	SHCSSM00	1086
SDHX5538	1094	SDS15X160	906	SDS8X110	906	SFBS50	924	SGS115	878	SHG01	785
SDHX5550	1094	SDS15X210	906	SDS8X160	906	SFBS75	924	SGV150	1212	SHR2010	1125
SDHX6325	1094	SDS15X260	906	SDS8X210	906	SFC01	313	SGV200	1212	SJ10	293
SDHX6338	1094	SDS15X450	906	SDS8X260	906	SFC500COMBO	315	SH03	699	SJ12	293
SDHX6350	1094	SDS16X1000	906	SDS8X310	906	SFC800COMBO	315	SH1214	66	SJ15	293
SDL10	264	SDS16X160	906	SDS8X450	906	SFE06	1299	SH1217	66	SJ2	293
SDL11	264	SDS16X200	906	SDSAB	1091	SFEC01	1299	SH1217HV	66	SJ20	293
SDL12	264	SDS16X250	906	SDSADA	907	SFEH02	1299	SH1411	66	SJ2BMC	293
SDL13	264	SDS16X300	906	SDSMAX40	877	SFF04	1269	SH1414	66	SJ3	293
SDL14	712	SDS16X450	906	SDSPLUS18	877	SFF08	1269	SH1414HV	66	SJ30	293
SDL14.ABS	712	SDS16X600	906	SDSPLUS26	877	SFF12	1269	SH3813	66	SJ5	293
SDL14.M	712	SDS16X800	906	SDSPLUS32	877	SFF12DP	1271	SH3815	66	SJ50	293
SDL14.PE	712	SDS17X200	906	SECS00	1075	SFF16	1269	SH3815HV	66	SJ5BMC	293
SDL14.PP	712	SDS18X1000	906	SECS01	1075	SFF16DP	1271	SH710	1342	SJ8	293
SDL14.PPF	712	SDS18X200	906	SECS01DS	1074	SFF16Q	1272	SHC0	1087	SJBEX200	308
SDL14.PS	712	SDS18X250	906	SECS02	1075	SFF6USB	1269	SHC00	1087	SJBEX2000S	309
SDL15	712	SDS18X300	906	SECS03	1075	SFPK30R	1049	SHC000	1087	SJBEX200A	308
SDL15.01	712	SDS18X450	906	SECS04	1075	SFPK50R	1049	SHC0X	1087	SJBEX300	308
SDL6	263	SDS18X600	906	SECS05	1075	SFS01	1343	SHC1	1087	SJBEX3000S	309
SDL6.CT	263	SDS19X200	906	SECS06	1075	SFT26H	1339	SHC1A	1087	SJBEX4000S	309
SDL6.FT	263	SDS19X450	906	SEKC100	1072	SFT30	1339	SHC1X	1087	SJBT101AO	931
SDL7	264	SDS20X1000	906	SEKC25	1072	SFT40	1339	SHC2	1087	SJBT101B	931
SDM30	1190	SDS20X200	906	SEKC50	1072	SFT40Y	1339	SHC245	1087	SJBT101BR	931
SDPE006D	1299	SDS20X300	906	SEP1	1291	SFT65	1339	SHC2A	1087	SJBT101D	931
SDPE009D	1299	SDS20X450	906	SEP2	1291	SG10/ACC	737	SHC2X	1087	SJBT111C	931
SDPE01	1299	SDS20X600	906	SEP4	1291	SG10/SAND6	1140	SHC3	1087	SJBT118A	931
SDPE02	1299	SDS22X1000	906	SET001	188	SG1000	322	SHC3X	1087	SJBT118AF	931
SDPE06	1299	SDS22X250	906	SET002	188	SG1000KIT	322	SHC4	1087	SJBT118B	931
SDPH4213	1093	SDS22X450	906	SET003	188	SG10E	737	SHC4X	1087	SJBT118BF	931
SDPH4219	1093	SDS22X600	906	SET004	188	SG125EU	879	SHC5	1087	SJBT118G	931
SDPH4819	1093	SDS23X250	906	SET005	188	SG139	701	SHC500	1139	SJBT119BO	931
SDPH4825	1093	SDS23X450	906	SET006	188	SG14	701	SHC5L	1139	SJBT127D	931
SDS10X1000	906	SDS24X250	906	SET007	188	SG14D	701	SHC6	1087	SJBT144D	931
SDS10X110	906	SDS24X450	906	SET008	188	SG14D/ACC	701	SHC7	1087	SJT2	293
SDS10X160	906	SDS25X1000	906	SET009	188	SG16	701	SHC85AC	1085	SJT4	293
SDS10X260	906	SDS25X250	906	SET010	188	SG18	701	SHCM00	1087	SKBOX/L	1291
SDS10X310	906	SDS25X450	906	SET011	188	SG19	701	SHCO5L	1139	SKBOX/XL	1291
SDS10X360	906	SDS25X600	906	SET012	188	SG2000KIT	322	SHCS1	1087	SKC100	1072
SDS10X450	906	SDS26X250	906	SET013	188	SG2000W	322	SHCS2	1087	SKC100D	1072
SDS10X600	906	SDS26X450	906	SET014	188	SG500	322	SHCS3	1087	SKC100W	1072
SDS11X160	906	SDS28X450	906	SF30B	1049	SG500KIT	322	SHCSS0	1086	SKC20	1073
SDS11X310	906	SDS30X450	906	SF30BK	1049	SGA1.L	751	SHCSS00	1086	SKC200	1072
SDS11X450	906	SDS4X110	906	SF30G	1049	SGA1/LW02	751	SHCSS000	1086	SKC200W	1072
SDS12x1000	906	SDS4X160	906	SF30OR	1049	SGA1/LW05	751	SHCSS0X	1086	SKC300	1072
SDS12X160	906	SDS5.5X110	906	SF30R	1049	SGA1/LW10	751	SHCSS1	1086	SKC45	1073
SDS12X210	906	SDS5.5X160	906	SF50B	1049	SGA10	751	SHCSS1A	1086	SKC50	1072
SDS12X260	906	SDS5.5X210	906	SF50BK	1049	SGA20	751	SHCSS1X	1086	SKC820	1073
SDS12X310	906	SDS5X110	906	SF50G	1049	SGA3/FBA	751	SHCSS2	1086	SKC836	1073
SDS12X450	906	SDS5X160	906	SF50OR	1049	SGA30	751	SHCSS2A	1086	SKC93	1073
SDS12X600	906	SDS6.5X110	906	SF50R	1049	SGA4/FBA	751	SHCSS2X	1086	SKFS01	1072
SDS13X160	906	SDS6.5X160	906	SFA01L	1300	SGA40	751	SHCSS3	1086	SKL1	1073
SDS13X310	906	SDS6.5X210	906	SFA01M	1300	SGA5	751	SHCSS3X	1086	SKS01	1074

MODEL NO.	PAGE NO.	MODEL NO.	PAGE NO.	MODEL NO.	PAGE NO.	MODEL NO.	PAGE NO.	MODEL NO.	PAGE NO.	MODEL NO.	PAGE NO.
SKS04	1074	SM180B36	923	SM30024JC	1199	SM46	1243	SMC7	354	SN10	1091
SKTAG50	1073	SM19	686	SM3002CS11	1198	SM47	1243	SMC9	354	SN12	1091
SL1D	1002	SM20	686	SM3002CS2	1199	SM48	1243	SMS01	1204	SN14	1091
SL2D	1002	SM201	685	SM3002CS5	1198	SM5	1206	SMS011	685	SN16	1091
SL32S	632	SM201/A	685	SM3002CS6	1198	SM5/113	936	SMS02	1203	SN20	1091
SL4D	1002	SM21	685	SM3002DFD	1199	SM5/113/10	936	SMS2001M	1204	SN24	1091
SL65S	629	SM22	687	SM3002FR	1199	SM5/113/24	936	SMS2001M.10	1204	SN3	1091
SL66S	629	SM222	685	SM3002KTH	1199	SM5/113/6	936	SMS2002C	1204	SN4	1091
SL67S	629	SM223	687	SM3002LD	1199	SM521	1202	SMS2002C.B	1204	SN5	1091
SL69S	629	SM224	686	SM3002MA	1199	SM521GW200W	929	SMS2003	1204	SN6	1091
SLC2	1350	SM23/2	695	SM3002QCCR	1199	SM57/ST	1200	SMS2003.B	1204	SN8	1091
SLH041	239	SM24/1	695	SM3002RC	1199	SM65	1206	SMS2003.C	1204	SNA9821	1210
SLH061	239	SM25/52T	1197	SM3002SC	1199	SM750	1240	SMS2004	1204	SNA9821D	1210
SLH07	239	SM2502	1197	SM3002SR	1199	SM85B20	923	SMS2004.06	1204	SNA9821P	1210
SLH081	239	SM2502C04	1198	SM3002ST	1198	SM914	1239	SMS2008	1204	SOL10	1124
SLH10	239	SM2502C06	1198	SM3002TC	1199	SM94	1242	SMS2008.10	1204	SOL16	1124
SLH101	239	SM2502C08	1198	SM3025CS1	1198	SM94CDS12	1242	SMS2101	1203	SOL18	1124
SLH14	239	SM2502C10	1198	SM3025CS1R	1198	SM94CDS14	1242	SMS2101.HW	929	SOL22	1124
SLHF071	239	SM2502C12	1198	SM3025CS2	1198	SM94CDS38	1242	SMS2101.SW	929	SOL250	1124
SLHF101	239	SM2502C14	1198	SM3025CS2R	1198	SM96CDS34	1242	SMS2107	1203	SOLFLUX	1124
SLHF141	239	SM2502C16	1198	SM3025CS5	1198	SM96CDS58	1242	SMS2107GW125D	929	SOLV/SF	660
SLHG04	239	SM2502CK	1197	SM3025CS5R	1198	SMC1	354	SMS2107GW200W	929	SOLV/SFA	660
SLHG06	239	SM2502CSET	1198	SM3025CS6	1198	SMC15	355	SMS216	1237	SOLV/SFU	660
SLHG08	239	SM2502EM04	1198	SM3025CS6R	1198	SMC16	355	SMS216B	923	SOLV/SFX	660
SLHG10	239	SM2502EM06	1198	SM31	1241	SMC17	348	SMS255	1237	SP01	694
SLHU041	240	SM2502EM08	1198	SM31/38	937	SMC18	354	SMS255B	923	SP1208	30
SM100	1207	SM2502EM10	1198	SM35/B04	936	SMC19	354	SMS7P	1232	SP1209	30
SM1100	1242	SM2502EM12	1198	SM35/B08	936	SMC2	352	SMT300Q	887	SP1210	30
SM1200	1240	SM2502EM14	1198	SM35/B14	936	SMC20	354	SMT5H	273	SP1211	30
SM1300	1240	SM2502EM16	1198	SM35/B18	936	SMC21	354	SMT5P	273	SP1211D	30
SM1300B25	937	SM2502EMSET	1198	SM35/B24	936	SMC22	354	SMT8H	273	SP1212	30
SM1300B38	937	SM2502ICEM	1198	SM353CE	1208	SMC23	354	SMT8P	273	SP1212D	30
SM1300B50	937	SM2502MCS	1198	SM353CE/085	936	SMC24	355	SMTA1	933	SP1213	30
SM1300B610	937	SM2502QV	1198	SM353CE/B04	936	SMC29	350	SMTA10	938	SP1213D	30
SM1302	1241	SM2503	1196	SM353CE/B08	936	SMC2L	352	SMTA11	938	SP1214	30
SM1303	1238	SM2503A	1196	SM353CE/B14	936	SMC2M	352	SMTA12	935	SP1214D	30
SM1303B06	936	SM2503B	1196	SM354B03	936	SMC2S	352	SMTA3	935	SP1215	30
SM1303B10	936	SM2503COBT	1199	SM354B06	936	SMC3	352	SMTA33MW	934	SP1215D	30
SM1303B14	936	SM2503CSET	1198	SM354B14	936	SMC30	355	SMTA34FCW	934	SP1216	30
SM1303B24	936	SM2503EMSET	1198	SM354B18	936	SMC31	351	SMTA34W	934	SP1216D	30
SM1304	1238	SM2503FP	1199	SM354B24	936	SMC34	351	SMTA35TC	935	SP1217	30
SM1304B06	936	SM2503FR	1199	SM354B610BIM	936	SMC35	349	SMTA4	935	SP1217D	30
SM1304B10	936	SM2503HC	1199	SM354CE	1207	SMC36	348	SMTA41W	934	SP1218	30
SM1304B14	936	SM2503ICEM	1198	SM355B	1205	SMC37	348	SMTA44MW	934	SP1218D	30
SM1304B24	936	SM2503MCSET	1198	SM355B110V	1205	SMC38	352	SMTA50TC	935	SP1219	30
SM1305	1238	SM2503QV	1198	SM355B14	936	SMC4	350	SMTA60TC	935	SP1219D	30
SM1305B06	936	SM2503RC	1199	SM355B72	923	SMC40	363	SMTA65FCW	934	SP1220	30
SM1305B10	936	SM2503SR	1199	SM355CE	1207	SMC41	363	SMTA65MW	934	SP1221	30
SM1305B14	936	SM2503TC	1199	SM355D	1205	SMC43	351	SMTA65TC	935	SP1221D	30
SM1305B24	936	SM2503TCK	1199	SM355D110V	1205	SMC44	351	SMTA65W	934	SP1222	30
SM1306	1238	SM2503THSET	1199	SM35CE	1208	SMC45	351	SMTA7	938	SP1222D	30
SM1306B06	936	SM27FJC	1199	SM40	687	SMC46	352	SMTA78TC	935	SP1223	30
SM1306B10	936	SM27FP	1199	SM40D	687	SMC48	356	SMTA8	935	SP1224	30
SM1306B14	936	SM27FS	1199	SM42/ACC2	1242	SMC49	353	SMTA80MW	934	SP1224D	30
SM1306B24	936	SM27MS	1199	SM42/ACC3	1242	SMC5	350	SMTA87W	934	SP1225	30
SM1308	1242	SM27RDC	1199	SM42/ACC5	1242	SMC50	361	SMTA9	938	SP1226	30
SM14	1239	SM27TNS	1199	SM42/ACC6	1242	SMC53	354	SMTA94TC	935	SP1227	30
SM15	1239	SM27TSC	1199	SM43B10	936	SMC56	364	SMTB3	933	SP1228	30
SM150D	1205	SM28	686	SM43B20	936	SMC57	481	SMTC3	933	SP1229	30
SM180B	1205	SM3002	1197	SM43B25	936	SMC6	354	SMTS7	933	SP1230	30

MODEL NO.	PAGE NO.	MODEL NO.	PAGE NO.	MODEL NO.	PAGE NO.	MODEL NO.	PAGE NO.	MODEL NO.	PAGE NO.	MODEL NO.	PAGE NO.
SP1232	30	SPB25S	1135	SPTCOMBO1	962	SS02	1342	SS1450	1090	SS23V10	1296
SP1404	30	SPB27W	1340	SPTCOMBO2	962	SS03	1342	SS1470	1090	SS24P1	1297
SP1404D	30	SPB37W	1340	SPTCOMBO1	962	SS05	1343	SS1480	1090	SS24P10	1297
SP1405	30	SPB38S	1135	SR01	118	SS06	1343	SS14P1	1296	SS24V1	1297
SP14055	30	SPB50S	1135	SR1214	67	SS07	1342	SS14P10	1296	SS24V10	1297
SP14055D	30	SPB57T	1340	SR122	752	SS08	1342	SS14V1	1296	SS25P1	1297
SP1405D	30	SPB57W	1340	SR123	752	SS09	1342	SS14V10	1296	SS25P10	1297
SP1406	30	SPB80T	1340	SR1414	67	SS1	1347	SS14X150	905	SS25V1	1297
SP1406D	30	SPBA50	1135	SR20	724	SS10	1342	SS14X300	905	SS25V10	1297
SP1407	30	SPBC12	622	SR2000	724	SS10100	1090	SS14X400	905	SS26P1	1297
SP1407D	30	SPBC16	622	SR2000.AM	724	SS1020	1090	SS14X600	905	SS26P10	1297
SP1408	30	SPBC30	622	SR2000.AMS	724	SS1025	1090	SS15P1	1296	SS26V1	1297
SP1408D	30	SPBC40	622	SR2000.E	724	SS1030	1090	SS15P10	1296	SS26V10	1297
SP1409	30	SPBC8	622	SR2000.PW	724	SS1035	1090	SS15V1	1296	SS27P1	1296
SP1409D	30	SPBR50	1135	SR2000.SW	724	SS1040	1090	SS15V10	1296	SS27P10	1296
SP1410	30	SPBS100W	1135	SR2000.T	724	SS1050	1090	SS15X400	905	SS27V1	1296
SP1410D	30	SPBS15R	1135	SR2000.TW	724	SS1060	1090	SS16100	1090	SS27V10	1296
SP1411	30	SPBS21R	1135	SR2000P	724	SS1070	1090	SS1650	1090	SS28P1	1297
SP1411D	30	SPBS3	1135	SR2000TS	724	SS1075	1090	SS1675	1090	SS28P10	1297
SP1412	30	SPBS3W	1135	SR23	299	SS1080	1090	SS16P1	1296	SS28V1	1297
SP1412D	30	SPBS5W	1135	SR3814	67	SS10P1	1294	SS16P10	1296	SS28V10	1297
SP1413	30	SPBS76W	1135	SR56	299	SS10P10	1294	SS16V1	1296	SS29P1	1297
SP1413D	30	SPBS9	1135	SR700	246	SS10V1	1294	SS16V10	1296	SS29P10	1297
SP1414	30	SPC1000	316	SR701	910	SS10V10	1294	SS16X150	905	SS29V1	1297
SP1414D	30	SPC1000.28	319	SR702	240	SS10X150	905	SS16X300	905	SS29V10	1297
SP3806	30	SPC2000	318	SR703	245	SS10X200	905	SS17P1	1296	SS2P1	1294
SP3807	30	SPC2000.28	319	SR704	240	SS10X300	905	SS17P10	1296	SS2P10	1294
SP3808	30	SPD27W	1341	SR705	245	SS10X400	905	SS17V1	1296	SS2V1	1294
SP3808D	30	SPD80T	1341	SR706	240	SS10X600	905	SS17V10	1296	SS2V10	1294
SP3809	30	SPG01	721	SR707	240	SS11P1	1294	SS18P1	1297	SS3	1347
SP3809D	30	SPH00	1092	SRBK200	1110	SS11P10	1294	SS18P10	1297	SS30P1	1295
SP3810	30	SPH01	1092	SRBR1211DF	931	SS11V1	1294	SS18V1	1297	SS30P10	1295
SP3810D	30	SPH02	1092	SRBR1217K	931	SS11V10	1294	SS18V10	1297	SS30V1	1295
SP3811	30	SPH03	1092	SRBR611DF	931	SS11X150	905	SS18X150	905	SS30V10	1295
SP3811D	30	SPH04	1092	SRBR617K	931	SS11X300	905	SS18X300	905	SS31P1	1296
SP3812	30	SPH05	1092	SRBR622AF	931	SS12100	1090	SS18X400	905	SS31P10	1296
SP3812D	30	SPH06	1092	SRBR622EF	931	SS1225	1090	SS19P1	1295	SS31V1	1296
SP3813	30	SPH07	1092	SRBR622HF	931	SS1235	1090	SS19P10	1295	SS31V10	1296
SP3813D	30	SPH08	1092	SRBR922AF	931	SS1240	1090	SS19V1	1295	SS32P1	1297
SP3814	30	SPH09	1092	SRBR922DF	931	SS1250	1090	SS19V10	1295	SS32P10	1297
SP3814D	30	SPH0S	623	SRBR922EF	931	SS1275	1090	SS1P1	1294	SS32V1	1297
SP3815	30	SPH224S	623	SRBR922HF	931	SS12P1	1296	SS1P10	1294	SS32V10	1297
SP3815D	30	SPH5S	623	SRBRB1222F	931	SS12P10	1296	SS1V1	1294	SS33P1	1297
SP3816	30	SPHS	623	SRBRB611F	931	SS12V1	1296	SS1V10	1294	SS33P10	1297
SP3816D	30	SPI2S	623	SRBRB922F	931	SS12V10	1296	SS2	1347	SS34P1	1297
SP3817	30	SPI3S	623	SRBS1211D	931	SS12X150	905	SS20P1	1295	SS34P10	1297
SP3817D	30	SPI6S	623	SRBS644D	931	SS12X200	905	SS20P10	1295	SS34V1	1297
SP3818	30	SPK600	883	SRBS644H	931	SS12X300	905	SS20V1	1295	SS34V10	1297
SP3818D	30	SPK600ACC1	942	SRBS811D	931	SS12X400	905	SS20V10	1295	SS35P1	1296
SP3819	30	SPK600ACC2	942	SRBS911D	931	SS12X600	905	SS21P1	1296	SS35P10	1296
SP3819D	30	SPL01	339	SRKIT01	1364	SS13P1	1296	SS21P10	1296	SS35V1	1296
SP3820	30	SPP01	637	SRS850	886	SS13P10	1296	SS21V1	1296	SS35V10	1296
SP3821	30	SPP01.A	637	SRT150	1107	SS13V1	1296	SS21V10	1296	SS36P1	1297
SP3822	30	SPP02	637	SRW4300	1365	SS13V10	1296	SS22P1	1297	SS36P10	1297
SP3824	30	SPP03	637	SRW4300KIT	1366	SS13X150	905	SS22P10	1297	SS36V1	1297
SP38MFS	29	SPR001	86	SRW5450	1365	SS13X300	905	SS22V1	1297	SS36V10	1297
SPB101	1177	SPR001B	86	SRW5450.DR	1365	SS13X400	905	SS22V10	1297	SS37	1341
SPB102	1177	SPR002	86	SRW5450.WR	1365	SS13X600	905	SS23P1	1296	SS37P1	1297
SPB12S	1135	SPT01HV	158	SRW5450KIT	1366	SS14100	1090	SS23P10	1296	SS37P10	1297
SPB160W	1177	SPTCCOMBO1	962	SS01	1342	SS1440	1090	SS23V1	1296	SS38P1	1298

MODEL NO.	PAGE NO.	MODEL NO.	PAGE NO.	MODEL NO.	PAGE NO.	MODEL NO.	PAGE NO.	MODEL NO.	PAGE NO.	MODEL NO.	PAGE NO.
SS38P10	1298	SS4V10	1294	SS60V1	1298	SS8X400	905	SSG9	737	SSP61	1277
SS38V1	1298	SS4X85	905	SS60V10	1298	SS98	1341	SSK20	925	SSP63	1292
SS38V10	1298	SS50P1	1295	SS612	1090	SS9P1	1294	SSP/LWA	759	SSP66	1278
SS39P1	1298	SS50P10	1295	SS616	1090	SS9P10	1294	SSP1	1278	SSP67	1278
SS39P10	1298	SS50V1	1295	SS61P1	1298	SS9V1	1294	SSP101	756	SSP68	1278
SS39V1	1298	SS50V10	1295	SS61P10	1298	SS9V10	1294	SSP10E	1279	SSP69	1278
SS39V10	1298	SS512	1090	SS61V1	1298	SS9X120	905	SSP10E/R	1279	SSP76	1279
SS3P1	1294	SS516	1090	SS61V10	1298	SSA2	1341	SSP11E	1279	SSP78	1279
SS3P10	1294	SS51A1	1295	SS620	1090	SSB01	1076	SSP11E/R	1279	SSP78.V2R	1279
SS3V1	1294	SS51P1	1295	SS625	1090	SSB02E	1076	SSP12	1284	SSP79	1292
SS3V10	1294	SS51P10	1295	SS62P1	1298	SSB06	1077	SSP12/6	1284	SSP80	1279
SS4	1347	SS520	1090	SS62P10	1298	SSB07	1077	SSP13	1284	SSP80PAPR	1279
SS40P1	1296	SS525	1090	SS62V1	1298	SSB37W	1340	SSP13/6	1284	SSP99	761
SS40P10	1296	SS52P1	1295	SS62V10	1298	SSC1F	1100	SSP141	759	SSP992	761
SS40V1	1296	SS52P10	1295	SS630	1090	SSC1M	1100	SSP142	759	SSP993	761
SS40V10	1296	SS52V1	1295	SS635	1090	SSC1MF	1100	SSP145	759	SSW80	1139
SS410	1090	SS52V10	1295	SS63P1	1298	SSC2F	1100	SSP146	759	ST28/B	754
SS416	1090	SS530	1090	SS63P10	1298	SSC2M	1100	SSP14HV	1284	ST28P	754
SS41P1	1298	SS53P1	1295	SS63V1	1298	SSC2MF	1100	SSP14HV/6	1284	ST28S	754
SS41P10	1298	SS53P10	1295	SS63V10	1298	SSC3F	1100	SSP151	759	ST30	683
SS41V1	1298	SS53V1	1295	SS640	1090	SSC3M	1100	SSP16	1292	ST33	1369
SS41V10	1298	SS53V10	1295	SS650	1090	SSC3MF	1100	SSP18F	1290	ST35	683
SS420	1090	SS540	1090	SS65X100	905	SSC4F	1100	SSP19CO	1290	ST3516	1093
SS425	1090	SS54P1	1294	SS65X150	905	SSC4M	1100	SSP19F	1290	ST3525	1093
SS42P1	1298	SS54P10	1294	SS65X300	905	SSC4MF	1100	SSP23	759	ST4219	1093
SS42P10	1298	SS54V1	1294	SS660	1090	SSC5F	1100	SSP233	759	ST4225	1093
SS42V1	1298	SS54V10	1294	SS675	1090	SSC5M	1100	SSP250	1291	ST4238	1093
SS42V10	1298	SS550	1090	SS6P1	1294	SSC5MF	1100	SSP29	1277	ST4838	1093
SS43P1	1296	SS55P1	1295	SS6P10	1294	SSC6MF	1100	SSP3	1277	ST5B	1106
SS43P10	1296	SS55P10	1295	SS6V1	1294	SSC750	316	SSP33	1287	ST5C	1106
SS43V1	1296	SS55V1	1295	SS6V10	1294	SSC750.08	319	SSP33/12	1287	ST5R	1106
SS43V10	1296	SS55V10	1295	SS6X100	905	SSC900.08	319	SSP34	1285	ST6338	1093
SS44P1	1298	SS55X100	905	SS6X150	905	SSCL1	1355	SSP36	1284	ST6351	1093
SS44P10	1298	SS55X150	905	SS7P1	1294	SSCL3	1355	SSP37	1284	START180.F	624
SS44V1	1298	SS56P1	1295	SS7P10	1294	SSCL4	1355	SSP38L	1287	START180.F20	624
SS44V10	1298	SS56P10	1295	SS7V1	1294	SSCSET1	1100	SSP38XL	1287	START320	625
SS45P1	1298	SS56V1	1295	SS7V10	1294	SSD01	937	SSP39L	1287	START360.F	624
SS45P10	1298	SS56V10	1295	SS7X100	905	SSD02	937	SSP39XL	1287	START360.F10	624
SS45V1	1298	SS57P1	1295	SS7X150	905	SSD03	937	SSP41	1284	START420	625
SS45V10	1298	SS57P10	1295	SS7X300	905	SSD04	937	SSP44	1277	START560	625
SS45X85	905	SS57V1	1295	SS8100	1090	SSD05	938	SSP49L	1287	START660	625
SS46P1	1298	SS57V10	1295	SS816	1090	SSDM10	1221	SSP49L/6	1287	START800	625
SS46P10	1298	SS58P1	1297	SS820	1090	SSDM12	1221	SSP49L/B120	1287	STB02	1076
SS46V1	1298	SS58P10	1297	SS825	1090	SSDM3	1221	SSP49XL	1287	STB03E	1076
SS46V10	1298	SS58V1	1297	SS830	1090	SSDM4	1221	SSP49XL/6	1287	STB06	1077
SS47P1	1298	SS58V10	1297	SS835	1090	SSDM5	1221	SSP49XL/B120	1287	STB07	1077
SS47P10	1298	SS59P1	1298	SS840	1090	SSDM6	1221	SSP5	756	STBL01	1069
SS47V1	1298	SS59P10	1298	SS850	1090	SSDM8	1221	SSP50L	1287	STBWK	1076
SS47V10	1298	SS59V1	1298	SS860	1090	SSDS01	938	SSP50L/6	1287	STC01	362
SS48P1	1298	SS59V10	1298	SS870	1090	SSG1	689	SSP50L/B120	1287	STC01XL	362
SS48P10	1298	SS5ASS	937	SS875	1090	SSG1P	695	SSP50XL	1287	STC02	362
SS48V1	1298	SS5P1	1294	SS8P1	1294	SSG1P/1	695	SSP50XL/6	1287	STC03	362
SS48V10	1298	SS5P10	1294	SS8P10	1294	SSG1P/3	695	SSP50XL/B120	1287	STF12C	1269
SS49P1	1295	SS5V1	1294	SS8V1	1294	SSG2	689	SSP55L	1285	STF30	1270
SS49P10	1295	SS5V10	1294	SS8V10	1294	SSG401	689	SSP55XL	1285	STF42	1270
SS49V1	1295	SS5X100	905	SS8X120	905	SSG5	692	SSP56L	1285	STF43Q	1270
SS49V10	1295	SS5X150	905	SS8X150	905	SSG501	691	SSP56XL	1285	STR.C	1045
SS4P1	1294	SS60	1341	SS8X200	905	SSG502	691	SSP57L	1285	STR001	1044
SS4P10	1294	SS60P1	1298	SS8X250	905	SSG503	691	SSP57XL	1285	STR004	1045
SS4V1	1294	SS60P10	1298	SS8X300	905	SSG8	737	SSP6	756	STR006	1045

MODEL NO.	PAGE NO.	MODEL NO.	PAGE NO.	MODEL NO.	PAGE NO.	MODEL NO.	PAGE NO.	MODEL NO.	PAGE NO.	MODEL NO.	PAGE NO.
STR007	1044	SUPERMIG100	744	SX027	578	SX206	546	TARP1012	1376	TB47	1361
STR600	1044	SUPERMIG130	744	SX0271	578	SX2066	539	TARP1012G	1376	TB52	1356
STR600E	1044	SUPERMIG140	744	SX028	576	SX207	547	TARP12	1376	TB52LED	1357
STS01	1381	SUPERMIG150	744	SX030	543	SX208	547	TARP1216	1376	TB53	1356
STS05	1208	SUPERMIG180	745	SX03017	543	SX209	547	TARP1216G	1376	TB54	1356
STS100	76	SUPERMIG200	745	SX03019	543	SX210	546	TARP1620	1376	TB55	1356
STS103	76	SUPERMIG230	745	SX03021	543	SX212	548	TARP1620G	1376	TB57	1356
STS104	76	SUPERMIG255	745	SX03022	543	SX213	547	TARP1824	1376	TB61	1360
STUD10	1090	SUPERMIG275	745	SX03023	543	SX214	547	TARP1824G	1376	TB63	1357
STUD12	1090	SUPERSTART300	626	SX03024	543	SX215	547	TARP2040	1376	TBL450	1171
STUD16	1090	SUPERSTART400	626	SX03027	543	SX216	547	TARP2040G	1376	TBP1218	940
STUD20	1090	SUPERSTART500	626	SX031	543	SX217	547	TARP4	1376	TBT01	19
STUD24	1090	SUPERSTART550	626	SX031D	543	SX218	546	TARP68	1376	TBT02	21
STUD6	1090	SUPERSTART650	626	SX032	482	SX219	546	TARP68G	1376	TBT03	22
STUD8	1090	SW0	1123	SX0320	482	SX220	546	TARP810	1376	TBT04	20
STV01	1077	SW00	1123	SX0321	482	SX221	546	TARP810G	1376	TBT05	21
STVWK	1077	SW1	1123	SX0331	576	SX222	546	TATL	456	TBT06	21
STW101	72	SW20	1124	SX0332	576	SX223	548	TB03E	1360	TBT07	21
STW1011	72	SW3	1123	SX0333	576	SX224	546	TB042	1360	TBT08	21
STW1012	72	SWD1	263	SX034	576	SX225	546	TB05	1356	TBT09	22
STW102	72	SWF16WR	1271	SX039	543	SX226	518	TB06	1356	TBT11	20
STW103	72	SWF18WR	1271	SX03917	543	SX227	547	TB07	1356	TBT12	23
STW200	74	SWM10	1092	SX03919	543	SX271	544	TB08	1356	TBT13	19
STW201	74	SWM12	1092	SX03921	543	SX272	545	TB10	1360	TBT14	20
STW290	76	SWM14	1092	SX0401	484	SX299	548	TB101	1360	TBT15	23
STW291	76	SWM16	1092	SX0408	479	SX299DB	548	TB102	1360	TBT16	22
STW292	76	SWM5	1092	SX041	484	SX299JAG	548	TB11	1356	TBT17	20
STW306	77	SWM6	1092	SX0417	543	SX299RR	548	TB12LED	1358	TBT18	20
STW306B	77	SWM8	1092	SX042	484	SX319	544	TB13LED	1358	TBT19	18
STW307	77	SWPF150	1138	SX0421	543	SX400	468	TB14LED	1358	TBT20	18
STW308	77	SWPH150	1138	SX043	544	SX401	468	TB17	1357	TBT21	18
STW309	77	SWS1428	1097	SX044	578	SX402	468	TB18	1357	TBT23	23
STW310	77	SWS2244	1097	SX046	577	SX4033	479	TB18LED	1358	TBT24	22
STW400	74	SWS48	1097	SX050	564	SX404	468	TB18LEDMAG	1359	TBT25	22
STW501	74	SWS816	1097	SX051	564	SX500	562	TB18LEDW	1359	TBT26	23
STW601	74	SWT1120	761	SX052	564	TA050	453	TB19LED	1358	TBT27	23
STW701	75	SWV165	754	SX053	567	TA060	439	TB24	1357	TBT28	22
STW702	75	SWV215	754	SX076	576	TA070	439	TB27	1360	TBT29	20
STW703	75	SX001	567	SX098	564	TA090	719	TB3/2	1359	TBT30	21
STW704	75	SX002	567	SX099	564	TA091	719	TB301	1360	TBT31	19
STW706	75	SX0041	92	SX105	182	TA101	448	TB302	1360	TBT32	19
STW707	75	SX005	92	SX106	185	TA102	448	TB31	1357	TBT33	18
STW803	209	SX006	92	SX107	183	TA111	456	TB32	1357	TBT34	19
STW804	209	SX007	92	SX112	518	TA112	456	TB33	1357	TBT35	19
STW805	209	SX009	92	SX113	518	TA114	456	TB36	1361	TBTB	23
STW806	209	SX010	567	SX114	518	TA120	457	TB36/LK	1361	TBTE01	24
STW807	209	SX011	567	SX115	518	TA121	457	TB37	1361	TBTE02	24
STW900SET	73	SX0110	522	SX136	567	TA125	457	TB371	1361	TBTE03	24
STW901	73	SX012	92	SX138	567	TA126	457	TB372	1361	TBTE04	25
STW902	73	SX013	92	SX1819	544	TA131	457	TB373	1361	TBTE05	25
STW903	73	SX014	92	SX1820	544	TA201	448	TB38	1361	TBTE06	25
STW904	73	SX015	92	SX1821	544	TA202	448	TB4/5	1359	TBTE07	25
STW905	73	SX0150	567	SX1822	544	TA203	448	TB4/5LED	1359	TBTE08	25
STW906	73	SX017	92	SX198	516	TA302	449	TB40	1362	TBTE09	25
STW907	73	SX0177	543	SX199	516	TA304	449	TB43	1356	TBTE11	24
SUPERBOOST140	624	SX021	567	SX200	545	TA305	449	TB44	1356	TBTP02	16
SUPERBOOST150D	623	SX022	482	SX201	545	TA310	460	TB45	1361	TBTP03	16
SUPERBOOST160	624	SX0221	482	SX202	545	TA311	460	TB46	1361	TBTP04	17
SUPERBOOST180	624	SX0222	482	SX203	545	TA319	452	TB46/6	1359	TBTP05	17
SUPERBOOST200	624	SX024	484	SX205	545	TA320	449	TB46/6LED	1359	TBTP06EU	17

MODEL NO.	PAGE NO.	MODEL NO.	PAGE NO.	MODEL NO.	PAGE NO.	MODEL NO.	PAGE NO.	MODEL NO.	PAGE NO.	MODEL NO.	PAGE NO.
TBTP06UK.....	17	TCMC2018G.....	1132	TCWS1515.....	1133	TIG200HFACDC.....	747	TP51.....	891	TPF01.....	668
TBTP07.....	17	TCMC2222U.....	1132	TCWS1810.....	1133	TIG200HFACDCF.....	747	TP53.....	891	TPF01.F.....	668
TBTP11.....	16	TCPC1320.....	1127	TD05025CS.....	1378	TIG200S.....	747	TP54.....	658	TPK2522.....	1367
TBTPBCOMBO4.....	967	TCPC1718.....	1128	TD05045E.....	1378	TIHHM6.....	1088	TP55.....	658	TPK253.....	1367
TBTPCOMBO1.....	963	TCPC1815.....	1128	TD0540S2.....	1378	TIO305.....	1209	TP57.....	656	TPS118.....	1056
TBTPCOMBO2.....	963	TCPC1820.....	1127	TD0540S4.....	1378	TIO760.....	1209	TP66.....	659	TPS1218.....	1056
TBTPCOMBO4.....	963	TCPC1820B.....	1127	TD0635E.....	1376	TIRM10.....	1088	TP66/ACC.....	659	TPS124B.....	1054
TBTPCOMBO5.....	963	TCPC1820U.....	1128	TD0635S.....	1376	TIRM4.....	1088	TP6607.....	656	TPS124R.....	1054
TC10.....	551	TCPC1820VW.....	1127	TD08045E.....	1378	TIRM5.....	1088	TP67.....	661	TPS130.....	1055
TC10A.....	551	TCPC1822U.....	1127	TD0845J.....	1379	TIRM6.....	1088	TP67/X.....	661	TPS131.....	1055
TC115.....	1243	TCPC2016.....	1133	TD0845S.....	1379	TIRM8.....	1088	TP67DT.....	661	TPS132.....	1055
TC115.B.....	1243	TCPC2018.....	1127	TD10008J.....	1379	TISM4.....	1088	TP68.....	659	TPS1569.....	1056
TC180.....	1243	TCPC2020.....	1127	TD10010J.....	1379	TISM5.....	1088	TP6801.....	659	TPS1569WM.....	1055
TC180B/04.....	1243	TCPC2020U.....	1128	TD10012J.....	1379	TISM6.....	1088	TP6802.....	659	TPS2.....	1054
TC900.....	549	TCPC2020VW.....	1127	TD1202SR.....	1377	TISM8.....	1088	TP6803.....	659	TPS22.....	1057
TC904.....	549	TCPC2025.....	1127	TD1506J.....	1379	TJ150E.....	313	TP6804.....	658	TPS224B.....	1054
TC960.....	550	TCPC2230VW.....	1127	TD1508J.....	1379	TKCB100.....	925	TP6805.....	660	TPS224R.....	1054
TC962.....	550	TCPC2525.....	1128	TD1510J.....	1379	TKCB65.....	925	TP6806.....	656	TPS2D.....	1054
TC963.....	550	TCPC2530U.....	1128	TD2006J.....	1379	TKCB651.....	925	TP6807.....	658	TPS3.....	1054
TC965.....	367	TCPN1520U.....	1128	TD2008J.....	1379	TKCB652.....	925	TP6808.....	660	TPS30560.....	923
TC966.....	549	TCPR0813.....	1129	TD2010J.....	1379	TKFBS75.....	924	TP6809.....	656	TPS324B.....	1054
TC968.....	367	TCPR1013.....	1129	TD2525CS.....	1378	TL80/L.....	462	TP6818.....	669	TPS324R.....	1054
TC970.....	550	TCPR1014U.....	1131	TD284SD.....	1378	TL85.....	462	TP69.....	648	TPS36.....	1057
TCBC1522.....	1131	TCPR1015.....	1130	TD285SBD.....	1376	TL93.....	462	TP6901.....	648	TPS3D.....	1054
TCBC2018R.....	1130	TCPR1416.....	1129	TD3006J.....	1379	TL93/08.....	462	TP6904.....	648	TPS4.....	1054
TCBC2018U.....	1130	TCPR1515.....	1130	TD3008J.....	1379	TL95.....	462	TP6905.....	649	TPS412B.....	1054
TCBT2515U.....	1132	TCPR1518.....	1130	TD3010J.....	1379	TLCS01.....	456	TP6906.....	649	TPS412R.....	1054
TCBT2528U.....	1132	TCPR1518U.....	1131	TD41248JD.....	1379	TM100.....	453	TP6908.....	649	TPS47.....	1056
TCBT3020U.....	1132	TCPR1520.....	1129	TD484SD.....	1378	TM102.....	453	TP6918.....	675	TPS5.....	1054
TCBT3525U.....	1131	TCPR1614.....	1129	TD5006J.....	1379	TM103.....	453	TP696.....	648	TPS56B.....	1054
TCDC1820U.....	1127	TCPR1614VW.....	1129	TD5008J.....	1379	TM105.....	453	TP70.....	661	TPS56R.....	1054
TCFT100AS.....	1126	TCPR1730U.....	1131	TD5010J.....	1379	TOL40.....	1138	TP77.....	658	TPS6.....	1054
TCFT1418.....	1127	TCPR1820.....	1130	TDC01.....	364	TP04.....	663	TP78.....	658	TPS7.....	1054
TCFT1820.....	1126	TCPR2012.....	1130	TDCCL.....	1139	TP05.....	663	TP781.....	658	TPS72.....	1057
TCFT1820P.....	1126	TCPR2015.....	1131	TDCCM.....	1139	TP1000.....	663	TP80.....	659	TPS7V.....	1054
TCFT1823.....	1126	TCPR2015C.....	1130	TDL01.....	364	TP101.....	668	TP88.....	660	TPS8.....	1054
TCFT1823U.....	1126	TCPR2015J.....	1130	TDMCHB.....	364	TP108.....	668	TP88/ACC.....	660	TPS8V.....	1054
TCFT1830.....	1126	TCPR2015U.....	1129	TDMCRW.....	364	TP109.....	668	TP89.....	660	TPS94.....	1056
TCFT2018U.....	1126	TCPR2016.....	1130	TDRWA.....	1377	TP11.....	682	TP90.....	659	TPSJK.....	1057
TCFT2022U.....	1126	TCPR2018BMW.....	1130	TDRWKIT.....	1377	TP112.....	682	TP90HK.....	659	TR010.....	593
TCFT24207U.....	1126	TCPR2020GM.....	1131	TDRWS.....	1377	TP12.....	681	TP9312.....	665	TRI01.....	862
TCFT2420U.....	1126	TCPR2020VW.....	1130	TDWS600.....	885	TP122.....	682	TP94.....	668	TRM10.....	510
TCLN0508.....	1128	TCPR3017.....	1130	TG100/1.....	766	TP123.....	681	TP955.....	669	TRM10R.....	510
TCLN0810.....	1129	TCRC1210.....	1128	TG100/2.....	764	TP124.....	681	TP956.....	668	TRM12.....	510
TCLN1010U.....	1128	TCRC1510U.....	1128	TG100/3.....	764	TP125.....	681	TP96.....	669	TRM12R.....	510
TCLN1515U.....	1128	TCRC2018.....	1128	TG100/4.....	766	TP126.....	681	TP9624.....	669	TRM14.....	510
TCLN1520B.....	1128	TCSR1514.....	1133	TH002.....	568	TP128.....	681	TP963.....	668	TRM14R.....	510
TCLN1520G.....	1129	TCSR1520.....	1132	TH003.....	550	TP129.....	682	TP98.....	669	TRM5.....	510
TCLN1520U.....	1129	TCSR1525.....	1132	TH2002.....	1367	TP13.....	683	TP9824.....	669	TRM5R.....	510
TCLN1612U.....	1133	TCSR1525U.....	1132	TH2502.....	1367	TP130.....	682	TP99.....	660	TRM6.....	510
TCLN1812.....	1129	TCSR1712U.....	1132	TH3002.....	1367	TP16.....	661	TP99/1.....	660	TRM6R.....	510
TCLN2020.....	1129	TCSR1813.....	1132	TH5002.....	1367	TP17.....	661	TP99/205.....	660	TRM8.....	510
TCLN2020U.....	1129	TCSR1815.....	1133	TIFHM6.....	1088	TP200S.....	437	TP9912.....	657	TRM8R.....	510
TCLN2510.....	1129	TCSR1825U.....	1133	TIFHM8.....	1088	TP201.....	437	TP99230.....	657	TRM9.....	510
TCMC1413.....	1131	TCSR2012.....	1133	TIG10S.....	750	TP204.....	437	TPA02.....	681	TRM9R.....	510
TCMC1805U.....	1131	TCSR2015J.....	1132	TIG11S.....	750	TP205.....	683	TPA03.....	681	TRMK.....	510
TCMC1820.....	1132	TCSR2023.....	1133	TIG12S.....	750	TP205H.....	683	TPA04.....	681	TS01.....	1211
TCMC1820VW.....	1131	TCWS1213.....	1133	TIG130.....	747	TP50.....	675	TPA05.....	681	TS02.....	1211
TCMC2016.....	1131	TCWS1414.....	1133	TIG160.....	747	TP5000.....	660	TPA07.....	681	TS05.....	1380
TCMC2018.....	1131	TCWS1512.....	1133	TIG180S.....	747	TP501.....	675	TPA09.....	681	TS10P.....	1241

MODEL NO.	PAGENO.	MODEL NO.	PAGENO.	MODEL NO.	PAGENO.	MODEL NO.	PAGENO.	MODEL NO.	PAGENO.	MODEL NO.	PAGENO.
TS10P.601	923	TTS11	1053	VMSC01	1313	VS0247	530	VS0557	435	VS160	491
TS19024	923	TTS12	1053	VS001	502	VS0248	530	VS056	541	VS1601	491
TSK01	157	TTS13	1053	VS0010	500	VS027	528	VS0560	560	VS162	489
TSK01HV	157	TTS14	1053	VS0011	502	VS0272	528	VS0561	541	VS1621	489
TSM10	1221	TTS15	1053	VS0012	502	VS0274	528	VS0563	560	VS1622	489
TSM12	1221	TTS16	1053	VS0013	502	VS0275	528	VS0563CAL	560	VS1623	489
TSM3	1221	TTS17	1053	VS0014	502	VS0282	531	VS0564	560	VS163	497
TSM4	1221	TTS2	1053	VS0031	503	VS02821	531	VS0565	560	VS1631	497
TSM5	1221	TTS20	1053	VS0033	503	VS0285	531	VS0566	541	VS1633	506
TSM6	1221	TTS21	1053	VS0041	501	VS0286	531	VS0567	541	VS1635	506
TSM8	1221	TTS22	1053	VS0042	501	VS0287	531	VS057	541	VS1636	509
TSP117L/6	1286	TTS24	1053	VS0043	500	VS029	489	VS0571	541	VS16371	496
TSP117XL/6	1286	TTS25	1053	VS0044	503	VS0290	529	VS0572	539	VS16371B	496
TSP121L/6	1286	TTS26	1053	VS005	504	VS0291	529	VS058	541	VS16372	496
TSP121XL/6	1286	TTS27	1053	VS0052	504	VS030	537	VS0584	424	VS1638	497
TSP125L/6	1286	TTS28	1053	VS006	503	VS0300	537	VS059	529	VS1639	506
TSP125XL/6	1286	TTS29	1053	VS0061	501	VS0301	536	VS0590	512	VS164	488
TSP126/6	1286	TTS30	1053	VS0061F	501	VS031	537	VS062	121	VS1640	509
TSP140L/6	1286	TTS32	1053	VS0062	501	VS032	537	VS063	121	VS1641	497
TSP140XL/6	1286	TTS33	1053	VS006F	503	VS033	536	VS070	433	VS1642	488
TST/DG	560	TTS34	1053	VS006V	503	VS0331	576	VS071	433	VS1651	491
TST/DGE	560	TTS35	1053	VS0071	461	VS0332	576	VS0923	500	VS1653	490
TST/PG3	559	TTS39	1053	VS010	522	VS034	536	VS0924	500	VS1655	506
TST/PG4	559	TTS40	1053	VS011	523	VS0341	533	VS095	500	VS166	507
TST/PG6	558	TTS41	1053	VS0110	523	VS0344	533	VS0951	505	VS1661	506
TST/PG97	559	TTS42	1053	VS011A	523	VS0346	533	VS0952	505	VS1662	507
TST/PG981	558	TTS43	1053	VS0122	523	VS0347	532	VS0983	540	VS1663	505
TST/PG99	559	TTS9	1053	VS0140	489	VS0348	532	VS0984	540	VS1665	507
TST/TVI	561	TV412	1111	VS015	570	VS0349	536	VS0985	540	VS1666	497
TST/VCT	561	TV413	1111	VS020	525	VS035	538	VS0986	540	VS1668	496
TST/VT	561	TV414	1111	VS020/A	524	VS0350	536	VS0987	540	VS1670	505
TST001	558	TV418	1111	VS0201	524	VS0350B	536	VS0988	540	VS1671	491
TST002	558	TX40L5	191	VS02011	349	VS0351	538	VS0989	540	VS1674	506
TST003	558	TX40S5	191	VS0202	525	VS0352	538	VS0990	540	VS1675	505
TST04	561	ULR01COMBO1	1173	VS0203	525	VS0354	539	VS119	493	VS1676	505
TST09	563	UOF2	672	VS0204	527	VS0355	538	VS1200TD	520	VS1677	507
TST10	563	USV150	1212	VS0204A	527	VS036	538	VS1205	524	VS1678	507
TST11	563	USV200	1212	VS0204B	526	VS0361	561	VS1270	582	VS168	491
TST12	563	USVB150	1212	VS0204C	526	VS0362	538	VS1274	579	VS1680	506
TST13	562	USVB200	1212	VS0204C4	526	VS0368	561	VS139	588	VS1700	409
TST14	562	UWRC01	1364	VS0204T	526	VS037	536	VS13SP	511	VS173	488
TST15	562	VACHOSE5M	1319	VS0205	524	VS0375	533	VS13SPW	511	VS175	427
TST18	561	VEN200	1268	VS0207	527	VS039	531	VS148	488	VS17SP	511
TST19	559	VEN200AK1	1268	VS0209	524	VS0391	536	VS1480	490	VS17SPW	511
TST22	570	VEN200AK2	1268	VS020TC	349	VS040	541	VS1481	490	VS1800	484
TST80	365	VEN250	1268	VS021	525	VS0427	434	VS1490	566	VS1801	924
TSTPDG01	558	VEN250AK1	1268	VS0210	536	VS045	435	VS150	491	VS1802	924
TSTPDG02	558	VEN250AK2	1268	VS0211	530	VS0453	434	VS151	491	VS1803	924
TSTPG1	559	VEN300	1268	VS0212	524	VS0454	435	VS152	491	VS1804	350
TSTPG10	559	VEN300AK1	1268	VS0213	529	VS0455	435	VS153	491	VS1806	349
TSTPG11	559	VEN300AK2	1268	VS0215	525	VS0457	435	VS154	491	VS1806R	349
TSTPG12	559	VFF1	672	VS0216	524	VS0458	434	VS1542	491	VS1807	367
TSTPG34	558	VMA914	1323	VS022	489	VS0462	539	VS155	488	VS1811	356
TSTPG43	559	VMA915	1323	VS0221	489	VS0462R	539	VS1555	490	VS1814	355
TSTPG8	559	VMD001	714	VS0222	489	VS0464	539	VS156	488	VS1818	367
TSTPG9	559	VMD002	714	VS023	489	VS0465	539	VS157	488	VS1819	367
TSTVRK	563	VMR921	1136	VS024	530	VS0472	500	VS1575	505	VS1823	490
TTS05	1053	VMR921S	1136	VS0240	530	VS054	538	VS158	488	VS1824	353
TTS1	1053	VMR925	1136	VS0244	530	VS055	433	VS15SP	511	VS1825	490
TTS10	1053	VMR925S	1136	VS0245	530	VS0555	435	VS15SPW	511	VS189	588

MODEL NO.	PAGE NO.	MODEL NO.	PAGE NO.	MODEL NO.	PAGE NO.	MODEL NO.	PAGE NO.	MODEL NO.	PAGE NO.	MODEL NO.	PAGE NO.
VS1900.....	484	VS2308.....	494	VS405.....	662	VS560.....	433	VS7036.....	580	VS8111.....	445
VS1910.....	484	VS2309.....	494	VS407.....	662	VS563.....	671	VS7037.....	580	VS8112.....	445
VS1920.....	484	VS231.....	402	VS408.....	662	VS589.....	511	VS705.....	509	VS8113.....	445
VS200/A.....	429	VS2310.....	494	VS410.....	607	VS600ED.....	520	VS71.....	437	VS8114.....	445
VS2000D.....	520	VS2311.....	494	VS4120.....	504	VS613.....	510	VS710.....	509	VS8115.....	445
VS2002.....	296	VS23111.....	494	VS4121.....	504	VS615.....	510	VS7100.....	671	VS8116.....	445
VS2002BL.....	296	VS2386.....	582	VS431.....	493	VS617.....	510	VS7101.....	671	VS8181.....	467
VS2002HV.....	296	VS240.....	495	VS4387.....	396	VS640.....	486	VS7102.....	671	VS820.....	526
VS2002OR.....	296	VS2407.....	494	VS4511.....	532	VS640RF.....	486	VS7103.....	516	VS820SA.....	526
VS2003.....	296	VS2410.....	494	VS4512.....	532	VS6421.....	434	VS7104.....	671	VS820UA.....	526
VS2003HV.....	296	VS2411.....	494	VS4620.....	411	VS6423.....	434	VS7105.....	671	VS821.....	524
VS2005.....	487	VS250.....	495	VS4844.....	426	VS6427.....	434	VS7106.....	671	VS8230.....	444
VS2006.....	296	VS2541.....	486	VS500.....	590	VS6428.....	434	VS711.....	522	VS8231.....	444
VS2030.....	438	VS260.....	494	VS5053.....	511	VS6429.....	434	VS7111.....	518	VS8232.....	444
VS2031.....	467	VS266.....	520	VS5055.....	533	VS6430.....	434	VS7112.....	518	VS8233A.....	444
VS2032.....	424	VS2662.....	507	VS5056.....	533	VS6450.....	434	VS7113.....	518	VS8239.....	444
VS2033.....	489	VS270.....	460	VS5057.....	533	VS650.....	512	VS7114.....	518	VS8290.....	444
VS2040.....	485	VS3005.....	567	VS5100MK.....	424	VS651.....	512	VS7115.....	518	VS83.....	606
VS2044.....	431	VS301.....	481	VS511.....	492	VS6511.....	516	VS7117.....	517	VS8501.....	611
VS2046.....	432	VS301.15.....	481	VS512.....	492	VS652.....	512	VS7120.....	517	VS8502.....	611
VS2048.....	432	VS301.9.....	481	VS513.....	492	VS653.....	512	VS7145.....	517	VS8503.....	611
VS2049.....	485	VS3075.....	523	VS5138.....	419	VS660.....	510	VS715.....	509	VS855.....	611
VS205.....	462	VS311.....	479	VS5140.....	422	VS661.....	510	VS716.....	522	VS856.....	611
VS2054.....	484	VS311.01.....	479	VS5145.....	422	VS663.....	510	VS717.....	522	VS8571.....	613
VS2055.....	484	VS311.02.....	479	VS515.....	492	VS664.....	514	VS72.....	437	VS8573.....	613
VS2056.....	487	VS311.03.....	479	VS5150.....	397	VS673.....	511	VS7200.....	518	VS858.....	613
VS2057.....	462	VS311.04.....	479	VS516.....	493	VS7002.....	521	VS7232.....	595	VS8581.....	612
VS2058.....	432	VS315.....	479	VS5170.....	413	VS7003.....	516	VS7233.....	1229	VS8582.....	612
VS2059.....	485	VS316.....	462	VS518.....	493	VS7006.....	517	VS724.....	481	VS8583.....	612
VS2061.....	484	VS317.....	589	VS5200MK.....	390	VS7006.V2-06.....	517	VS754.....	419	VS8590.....	613
VS2064.....	485	VS318.....	589	VS5210.....	591	VS7006.V2-07.....	517	VS77.....	605	VS8595.....	612
VS2067.....	486	VS319.....	589	VS5211.....	591	VS7006.V2-08.....	517	VS779.....	350	VS8597.....	612
VS2068.....	486	VS320.....	589	VS5212.....	610	VS7006.V2-15.....	517	VS779KIT.....	350	VS860.....	613
VS2072.....	468	VS321.....	589	VS5214.....	405	VS7006.V2-16.....	517	VS783.....	426	VS867.....	481
VS2073.....	468	VS326.....	531	VS5235.....	409	VS7006.V2-22.....	517	VS784.....	428	VS868.....	438
VS2075.....	485	VS327.....	531	VS525.....	481	VS7006.V2-23.....	517	VS786.....	427	VS869.....	438
VS2076.....	468	VS328.....	531	VS5254.....	408	VS7006.V2-24.....	517	VS787.....	428	VS870.....	438
VS2077.....	485	VS329.....	531	VS5255.....	388	VS7008.....	516	VS788.....	428	VS8812.....	439
VS209.....	436	VS352.....	591	VS5258.....	391	VS7009.....	519	VS790.....	393	VS900.....	447
VS20SP.....	511	VS3800.....	577	VS526.....	460	VS70090.....	519	VS7940.....	486	VS9033.....	486
VS20SPW.....	511	VS3804.....	579	VS5260.....	404	VS70091.....	519	VS7950.....	486	VS904.....	447
VS211.....	460	VS3805.....	579	VS5261.....	460	VS70092.....	519	VS8001.....	549	VS906.....	447
VS212.....	460	VS3811.....	579	VS527.....	482	VS70093.....	519	VS8001A.....	549	VS907.....	447
VS213.....	461	VS3812.....	579	VS5272.....	462	VS70095.....	519	VS8002.....	549	VS911.....	610
VS2131.....	461	VS3813.....	579	VS528.....	482	VS70096.....	661	VS8002A.....	549	VS9112.....	610
VS216.....	431	VS3814.....	579	VS5281.....	482	VS70097L.....	520	VS8003.....	549	VS9113.....	610
VS222.....	456	VS3815.....	565	VS5281R.....	482	VS70097S.....	520	VS801.....	588	VS9114.....	610
VS2243.....	542	VS3847.....	576	VS5282.....	509	VS7010.....	671	VS803.....	588	VS912.....	446
VS2244.....	542	VS390.....	577	VS5293.....	481	VS7011.....	572	VS803/01.....	588	VS913.....	446
VS2245.....	542	VS4000.....	565	VS5294.....	481	VS7020.....	581	VS803/02.....	588	VS920.....	466
VS2246.....	542	VS4001.....	565	VS530.....	493	VS7021.....	581	VS803/03.....	588	VS9200.....	466
VS2247.....	542	VS4002.....	565	VS5300MK.....	389	VS7022.....	607	VS803/04.....	588	VS9201.....	466
VS230.....	495	VS4003.....	565	VS550.....	433	VS7024.....	521	VS8041.....	589	VS9202.....	467
VS2301.....	494	VS4004.....	565	VS551.....	434	VS7025.....	580	VS8046.....	589	VS9203.....	466
VS2302.....	494	VS4005.....	565	VS552.....	433	VS7026.....	581	VS8047.....	589	VS921.....	439
VS2303.....	494	VS402.....	436	VS555.....	433	VS7029.....	580	VS8048.....	589	VS925.....	482
VS2304.....	494	VS4021.....	436	VS556.....	433	VS703.....	521	VS805.....	588	VS931.....	598
VS2305.....	494	VS4022.....	436	VS557.....	432	VS7030.....	580	VS806.....	585	VS932.....	598
VS2306.....	494	VS403.....	436	VS558.....	662	VS7032.....	521	VS807.....	585	VS936.....	513
VS2307.....	494	VS404.....	662	VS559.....	516	VS7033.....	521	VS809.....	489	VS937.....	513

MODEL NO.	PAGE NO.	MODEL NO.	PAGE NO.	MODEL NO.	PAGE NO.	MODEL NO.	PAGE NO.	MODEL NO.	PAGE NO.	MODEL NO.	PAGE NO.
VS940	447	VSE3157	431	VSE5555	384	VSE6156	384	WB952LED	1174	WDCUP105	919
VS941	447	VSE3158	430	VSE5559	413	VSE6160	397	WB952LEDR	1175	WDEC115	916
VS95	605	VSE4143.32	398	VSE5587	582	VSE6161	379	WB954LED	1174	WDEC1156MR	917
VS960	508	VSE4242	421	VSE5590	389	VSE6171	419	WB954LEDR	1175	WDEC300/20	916
VS961	509	VSE4251	423	VSE5640	393	VSE6181	417	WB955LED	1174	WDH450	918
VS9840	568	VSE4309	400	VSE5660	382	VSE6188	383	WB955LEDG	1175	WDHFS350	918
VSAC002	478	VSE4310	385	VSE5664	400	VSE6191	377	WBR01	1339	WDHFS450	918
VSAC135	478	VSE4425	382	VSE5665	400	VSE6198	382	WC01	302	WDLK	911
VSB8	1212	VSE4778	583	VSE5666	380	VSE6211	403	WC02	302	WDMP115	917
VSCAN	440	VSE4779	583	VSE5740	412	VSE6236	420	WC03	303	WDMP230	917
VSCANP	440	VSE4780	584	VSE5741	412	VSE6237	425	WC05	303	WDMP300/20	917
VSCANP-UPDATE	440	VSE4781	583	VSE5760	420	VSE6255	425	WC06	347	WDMP350/22	917
VSCAN-U	440	VSE4784	584	VSE5768	404	VSE6281	415	WC07	347	WDPA125	917
VSE0490	540	VSE4785	582	VSE5841A	396	VSE6299	392	WC08	347	WDPA350/20	917
VSE055	433	VSE4786	584	VSE5842	391	VSE6541	393	WC09	302	WDPA350/25	917
VSE110	428	VSE4787	584	VSE5843	392	VSE6542	393	WC10	674	WDRTCUP115	919
VSE120	428	VSE4788	583	VSE5846	386	VSE6560A	398	WC10T	674	WDRTCUP125	919
VSE127H	581	VSE4789	583	VSE5851	416	VSE6562	426	WC11	303	WDT230	918
VSE127H02	581	VSE4801	385	VSE5852	416	VSE6712	393	WC11016	1183	WDT300/20	918
VSE131	378	VSE4802	385	VSE5860	394	VSE6940	392	WC11032	1183	WDT350	918
VSE1630	407	VSE4810	406	VSE5862	396	VSE7140	423	WC12	302	WDT450	918
VSE18	568	VSE4816	404	VSE5863	392	VSE7171	414	WC15	303	WDTA115	917
VSE1901A	406	VSE4819	404	VSE5864	394	VSE725	583	WC16	303	WDTA230	917
VSE1903	406	VSE5000A	387	VSE5871A	408	VSE7407	418	WC17	303	WDTA300	917
VSE2020	429	VSE5001	412	VSE5881A	411	VSE888	426	WC18	303	WDV115	916
VSE203	517	VSE5005	410	VSE5885	378	VSE952	436	WC20	674	WDV230	916
VSE204	431	VSE5006	409	VSE5886A	408	VSE953	497	WC20T	674	WDV300/20	916
VSE206	429	VSE5007	410	VSE5909	423	VSE9540	522	WC24016	1182	WDVM300/20	918
VSE2090	415	VSE5009	411	VSE5911A	383	VSJ100	1213	WC24032	1182	WDVP100	916
VSE2092	415	VSE5020	412	VSE5921	421	VSJ125	1213	WC30	674	WDVP115	916
VSE21	568	VSE5032	411	VSE5930	386	VSJ150	1213	WC35T	674	WDVP125	916
VSE210	432	VSE5036	386	VSE5931	399	VSR01	490	WCB3	1162	WDVP230	916
VSE211	432	VSE5037	376	VSE5932	399	VSTL10	562	WCB4	1162	WDVP300/20	916
VSE212	432	VSE5041A	395	VSE5933	399	VSTL300	562	WCF01	302	WDVP300/78	916
VSE2242	427	VSE50422	395	VSE5935	399	VSTL3456	562	WCP10	1312	WE1020	762
VSE2302	401	VSE5042A	394	VSE5938	419	VSTL450	562	WCR01	344	WE1025	762
VSE2351	415	VSE5044	414	VSE5939	400	VSTL500	562	WCR02	344	WE1032	762
VSE2356	415	VSE5046	387	VSE5941	388	VSTL590	562	WCT02	347	WE2516	762
VSE2357A	422	VSE5047	423	VSE5944	396	VSTL760	562	WD23281000	1123	WE2520	762
VSE2358	416	VSE5048	399	VSE5945	427	VSTL940	562	WD2328120	1123	WE2525	762
VSE23581	425	VSE5048S	399	VSE5950	422	VTR02	1342	WD23281200	1123	WE2532	762
VSE2359	421	VSE5055	407	VSE5951	413	W1200T	287	WD23281500	1123	WE2540	762
VSE2381	381	VSE5056	385	VSE5952	417	W1613PS	1182	WD2328180	1123	WE5016	762
VSE2394	427	VSE5061	379	VSE5953	418	W508T	287	WD23282000	1123	WE5020	762
VSE2395	427	VSE5067	410	VSE5956A	421	WB02	1215	WD2328240	1123	WE5025	762
VSE2398	383	VSE5071	407	VSE5961	376	WB03	1215	WD2328320	1123	WE5032	762
VSE243	410	VSE5071A	407	VSE5976	378	WB05/R	1215	WD2328400	1123	WE5040	762
VSE2511A	379	VSE5086A	406	VSE5982	383	WB05DB24	1215	WD2328600	1123	WED1025	762
VSE2513	379	VSE5091	403	VSE5986	402	WB05Y	1215	WD2328800	1123	WED1032	762
VSE2515	377	VSE5092	390	VSE5988	422	WB06	1215	WD80	287	WED1040	762
VSE300D	429	VSE5093	389	VSE6000	417	WB06N	1215	WDA230	918	WED5025	762
VSE3036	393	VSE5094	390	VSE6001	382	WB10	551	WDA300/20	918	WED5032	762
VSE3037	401	VSE5096	401	VSE6121.05	380	WB100	1215	WDA300/22	918	WED5040	762
VSE3042	500	VSE5152	398	VSE6121A	380	WB102	1215	WDA350	918	WEHF1025	762
VSE3142	416	VSE5180	397	VSE6122	381	WB105	1215	WDA450	918	WEHF1032	762
VSE3151	431	VSE5217	486	VSE6126	402	WB65	1339	WDC115	917	WEHF1040	762
VSE3152	431	VSE5312	401	VSE6131	381	WB85	1339	WDC230	917	WEHF5025	762
VSE3153	431	VSE5330	434	VSE6134	381	WB951LED	1174	WDC300/20	917	WEHF5032	762
VSE3155	430	VSE5509	581	VSE6140	425	WB951LEDG	1175	WDCKIT5	909	WEHF5040	762
VSE3156	430	VSE5515	395	VSE6146	417	WB951LEDR	1175	WDCS	906	WESS1025	762

MODEL NO.	PAGE NO.	MODEL NO.	PAGE NO.	MODEL NO.	PAGE NO.	MODEL NO.	PAGE NO.	MODEL NO.	PAGE NO.	MODEL NO.	PAGE NO.
WESS1032	762	WK025U18	586	WPS062S	1337	WSB61100	937	WV150CM	1248	YC10B	326
WESS1040	762	WK025U24	586	WPS1002	930	WSB61120	937	WV175I	1214	YCC10	474
WESS5025	762	WK025U36	586	WPS1004	930	WSB61245	937	WW001	1248	YK10B	326
WESS5032	762	WK025U63	586	WPS16131	1182	WSB6140	937	WW002	1248	YK10ECF	327
WESS5040	762	WK025U90	586	WPS16132	1182	WSB6160	937	WW007	1248	YK10F	327
WFC4	762	WK0310	591	WPS225A	1334	WSB6180	937	WWAH05	1111	YK12F	327
WFS02	1326	WK0313	591	WPS225P	1336	WSB62100	937	WWAH10	1111	YK209F	328
WH05	751	WK0321	588	WPS250A	1334	WSB62120	937	WWAH15	1111	YK20ECF	327
WH10	751	WK0511	588	WPS92A	1335	WSB62150	937	WWAH20	1111	YK20F	327
WHR1512	1315	WK0512	587	WPW9355	1335	WSB62245	937	WWAH25	1111	YK20FAH	327
WHS102	911	WK0513	587	WR01	156	WSB62365	937	WWAH30	1111	YK309FAH	328
WHS114	911	WK0514	587	WR02	156	WSB6240	937	WWAH35	1111	YK30ECF	327
WHS127	911	WK0515	587	WR03	156	WSB6260	937	WWAH40	1111	YK30F	328
WHS152	911	WK1	585	WR04	156	WSB6280	937	WWAH45	1111	YK30XF	327
WHS16	911	WK14	587	WR05	156	WSC16133	1182	WWAH50	1111	YK509F	329
WHS19	911	WK2	587	WR06	156	WSD4120	939	WWSA5	1111	YK509FAH	329
WHS20	911	WK3	587	WR07	157	WSD424	939	WWSA510	1111	YK6ECB	326
WHS22	911	WK4	586	WR08	157	WSD440	939	WWSA510B	1111	YK759F	329
WHS25	911	WL301	1380	WR08HV	157	WSD45120	939	WWSA510PC	1111	YK759FAH	329
WHS29	911	WL483D	1181	WR09	157	WSD4524	939	WWSA5B	1111	YKPP8	329
WHS32	911	WL53/8D	1181	WR09HV	157	WSD4540	939	WWSA5PC	1111	YKSG20	328
WHS35	911	WL63/8D	1181	WR10	157	WSD4560	939	WWSH05	1111	YKSG30	328
WHS38	911	WMT87	934	WR10HV	157	WSD4580	939	WWSH10	1111	YKSG50	328
WHS40	911	WMTSET	933	WR11	156	WSD460	939	WWSH15	1111	YKSG75	328
WHS44	911	WP11016	1183	WR11HV	156	WSD480	939	WWSH20	1111	YT10	1100
WHS51	911	WP11032	1183	WR92	1315	WSD5120	939	WWSH25	1111	YT11	1100
WHS57	911	WP24016	1182	WRBLP	908	WSD524	939	WWSH30	1111	YT13	1100
WHS64	911	WP24032	1182	WRD01	1362	WSD540	939	WWSH35	1111	YT14	1100
WHS70	911	WP94	760	WRP1600	1362	WSD560	939	WWSH40	1111	YT15	1100
WHS76	911	WPB050	1337	WRP3200	1362	WSD580	939	WWSH45	1111	YT16	1100
WHS79	911	WPB062S	1337	WRS3013/150	930	WSD7120	939	WWSH50	1111	YT17	1100
WHS83	911	WPB50A	1335	WRS3013/200	930	WSD724	939	X136	280	YT18	1100
WHS92	911	WPC100	1334	WRS3013/250	930	WSD740	939	X137	280	YT19	1100
WHSHL	910	WPC100A	1334	WRS3014/150	930	WSD760	939	X1CC	913	YT20	1100
WHSSL	910	WPC100P	1336	WRS3014/200	930	WSD780	939	X1CH	913	YT21	1100
WHSSS	910	WPC150A	1334	WRS3014/250	930	WSEHSK	911	X1CS	913	YT22	1100
WHT150	1327	WPC150P	1336	WRS3018/150	930	WSP1316	1182	X1G	913	YT23	1100
WJT101A	930	WPC235A	1334	WRS3018/280	930	WSPC1633U	1180	X1PT	913	YTCS10	1101
WJT101B	930	WPC235P	1336	WRS3019/225	930	WSPHSK	911	X1SH	913	YTSB50	1101
WJT101BR	930	WPC250A	1334	WRS3021/150	930	WSR10120	939	X1WC	913	YTSR2564	1101
WJT111C	930	WPCD215	1336	WRS3021/300	930	WSR10180	939	X2CH	913	YTSR2584	1101
WJT118A	930	WPD133A	1334	WRS3029/240	930	WSR10240	939	X2PT	913	YTSSB25	1101
WJT118B	930	WPD235A	1334	WS10	1354	WSR1040	939	X2WC	913	Z1	765
WJT118BF	930	WPD235P	1336	WS12	1354	WSR1060	939	X3CH	913	Z1C2	765
WJT144D	930	WPD415	1336	WS14	1354	WSR1080	939	X3PT	913		
WJT301CD	930	WPF1	1337	WS454	713	WSR5120	939	X3WC	913		
WJT318A	930	WPF2	1337	WS5	1354	WSR5180	939	X3WCB	913		
WJT344D	930	WPHG01	1388	WS570	713	WSR5240	939	X4CH	913		
WJTASS	930	WPHJ01	1388	WS6	1354	WSR560	939	X4PT	913		
WK02001	586	WPHJ02	1388	WS650	713	WSSB16	1183	X4WC	913		
WK02002	586	WPHJ03	1388	WS680	713	WST10000	1183	X4WCB	913		
WK02003	586	WPHJ04	1388	WS681	713	WST1500	1183	YAJ10-40LELR	291		
WK025	586	WPL117A	1335	WS7	1354	WST3000	1183	YAJ15-30	290		
WK025BT35	586	WPP1218	940	WS8	1354	WST5000	1183	YAJ15-30LE	291		
WK025FS16	586	WPP1750S	1338	WSB53100	937	WST5000MV/2	1183	YAJ18S	292		
WK025FSC50	586	WPP3000S	1338	WSB53120	937	WSTWA	1183	YAJ201	290		
WK025FSS57	586	WPP3600S	1338	WSB53245	937	WTS01	367	YAJ20-60LR	291		
WK025FSS90	586	WPS060	1337	WSB5340	937	WTTSSB25	1101	YAJ20B	290		
WK025FT35	586	WPS060HL	1337	WSB5360	937	WTTB19	1069	YAJ301	290		
WK025FTS35	586	WPS060HS	1337	WSB5380	937	WTWS16A	1182	YAJ30H	291		

A

DESCRIPTION	PAGE NO.
Abrasive Papers.....	939-940, 1122-1123
Access Ramps.....	360, 1374
Acme Screws.....	1093-1094
Adaptors, Bit.....	202
Adaptors, Electrical.....	631, 1182-1183
Adaptors, Socket.....	70-71, 101-102
Adhesives.....	1118-1121
Aerosols.....	1117-1119
Air Accessory Kits.....	697
Air Angle Grinders.....	824
Air Bag Cabinet.....	1003
Air Bag Removal Tool.....	610
Air Blow Guns.....	828-829
Air Brush Compressor.....	696
Air Brushes.....	696
Air Chisels.....	822
Air Coating Guns.....	701
Air Compressors.....	770-784
Air Conditioners.....	1264-1266
Air Conditioning Tools.....	435, 478
Air Cut-Off Tools.....	825
Air Die Grinders.....	812-814
Air Drills.....	810-811
Air Engraver.....	813
Air Filters/Regulators.....	798-799
Air Hammers.....	821-822
Air Hose Reels, Retracting.....	785-787
Air Hoses.....	785-789
Air Impact Wrenches.....	802-807
Air Jacks.....	290-292
Air Knife.....	586
Air Line Couplings & Fittings.....	790-797, 1095
Air Line Gauges.....	554-557
Air Nail Guns.....	827
Air Polishers.....	817, 819
Air Pumps.....	553, 857
Air Ratchet Wrenches.....	808-809
Air Ring Mains Systems.....	794-797, 1095
Air Riveters.....	826
Air Sanders.....	814-819
Air Screwdrivers.....	810
Air Staplers.....	827
Air Tool Kits.....	697, 814-815, 822
Alloy Wheel Impact Sockets.....	542-543
Alternator Tools.....	468-471
Analysers, Automotive.....	448-449
Anemometer.....	439
Angle Driver.....	891
Angle Grinders, Air.....	824
Angle Grinders, Cordless.....	835, 840, 849
Angle Grinders, Electric.....	878-879
Angular Torque Gauges.....	493
Antifreeze Testers.....	504
Anvils.....	1213
Applicator, Body Filler.....	721
Apron, Welding.....	759
Arbor Presses.....	326
Arc Welders.....	741, 747-749
Ashtray.....	1332

Assortment Boxes.....	1061, 1082-1114
Auger - Petrol.....	1344
Auto Electronic Protection Devices.....	637
Auto Probe.....	459
Automotive Analyser.....	448
Automotive Cable.....	1103
Automotive Electrical Connector Separator.....	467
Automotive Fuel Filters.....	1082
Automotive Fuse Checker/Puller.....	457
Automotive Fuses.....	1097
Axes.....	240-241
Axle Stands.....	277, 296-301

B

DESCRIPTION	PAGE NO.
Backing Pads.....	926, 928, 941-943
Ball Joint Tools.....	577-583, 601
Bandsaw Blades.....	936
Bandsaws, Metal Cutting.....	1206-1208
Bandsaws, Woodworking.....	1238
Barrel Bunds.....	678-680
Barriers, Parking.....	1381-1382
Barriers, Safety.....	474-475, 1382
Battery Carrier.....	472
Battery Chargers.....	615-627
Battery Fluid Testers.....	472, 504
Battery Service Tools.....	468-472, 619, 1108
Battery Support.....	468, 619
Battery Terminals.....	1108
Battery/Alternator Testers.....	469-471
Beacons, Rotating Amber.....	1174-1175
Beam Clamps.....	324
Beams, Engine Support.....	321
Beams, Jacking.....	308-309
Bearing Packers.....	607, 642
Bearing Pullers.....	356, 580-582, 605-609
Bearing Race & Seal Driver Sets.....	521
Bearing Separators.....	521, 580, 606-609
Belt Sanders, Air.....	816
Belt Sanders, Electric.....	880, 1202, 1239-1240
Bench Grinders.....	1200-1203
Bench Presses.....	326, 330
Benches.....	995-1000, 1037-1039
Benders, Metal.....	1209-1211
Benders, Pipe.....	261, 533, 1209-1210
Bicycle & Motorcycle Security.....	365
Bicycle Carriers.....	1359
Bicycle Racks.....	1383
Bicycle Tools.....	348, 351, 367
Bicycle Workshop Stands.....	1383
Bins, Parts Storage.....	1054-1059
Bins, Waste.....	992, 1329-1332
Bit Adaptors.....	202
Bit Driver Sets.....	119, 126, 193-202
Bit Sets, Power Tool.....	193, 196-202
Bits, Hex.....	174-179, 192-196
Bits, Hole Saw.....	909-911
Bits, Ribe.....	182, 192, 194
Bits, Screwdriver.....	107-109, 112-113, 119

Bits, Spline.....	175, 183-184, 192-194
Bits, TRX-P*.....	185
Bits, TRX-Star*.....	187, 191-194, 198-199
Blades, Diamond.....	916-918
Blades, Knife.....	248, 1125
Blades, Saw.....	852-853, 930-936, 1125
Blasters, Shot & Grit.....	737-739, 1140
Block Trolleys.....	324
Blow Guns, Air.....	700, 828-829
Blowers / Dryers, Air.....	1268
Bobbin Sanders.....	1240
Body Repair Kits.....	715-719
Bolt Croppers.....	242
Bolt Extractors.....	1227-1229
Bolts.....	1090-1091
Bonded Windscreen Removal Tools.....	586-587
Booster Cables.....	636-637
Borescopes.....	444-445
Bottle Jacks.....	292-295
Box Spanners.....	149, 359
Boxes, Compartment.....	1060, 1062, 1065
Braces, Speed.....	71, 211
Brake Bleed Screws.....	1112
Brake Bleeders.....	349, 436, 524-527
Brake Calipers.....	539-541
Brake Cleaners.....	549, 1118
Brake Fluid Tester.....	528
Brake Pedal Jack.....	570
Brake Pipe Connectors.....	1112-1113
Brake Pipe Corrosion Tool.....	536
Brake Pipe Cutters.....	536
Brake Pipe Nuts.....	1112
Brake Pipe Straightener.....	533
Brake Pipe Tubing.....	1112
Brake Service Spanners.....	532
Brake Service Tools.....	524-541
Brake Spring Pliers.....	349, 538
Brake Tools, Hose Pinch Tools.....	536-537
Brake Tools, Piston Cube.....	531
Brake Tools, Wear Gauge.....	541
Brake Wind-Back Tools.....	23, 530-531
Breaker Bars.....	88-91
Breaker Steels.....	912-915
Brick Jointers.....	245
Brick Line.....	272
Brushes & Brooms.....	1313, 1324-1327
Brushes, Auto Engineer's.....	1215
Brushes, Car Cleaning.....	484, 1312-1313
Brushes, Decarbonising.....	484, 924
Brushes, Miniature, Plug/Component.....	1215
Brushes, Parts Cleaning.....	549, 685, 698
Brushes, Wire.....	924-929, 1215
Buckets.....	1328, 1339
Buffers.....	824, 1202
Buffers, Tyre.....	824
Buffing & Polishing Foam Heads.....	941-943
Bumper Rack.....	706
Bunds, Barrel.....	678-680
Bungee Cords.....	1375
Bush Removal/Installation Tools.....	580-584
Butane Gas.....	1118
Butane Soldering/Heating Torches.....	265, 268-270

C

DESCRIPTION	PAGE NO.
Cabinet Boxes	1058-1059
Cabinets, Flammables Storage	1002-1003
Cabinets, Hazardous Substance Storage	1002-1004
Cabinets, Storage	1001, 1009-1014, 1026-1038
Cable Cutters	251, 258
Cable Dispenser	1102
Cable Ejection Tools	466
Cable Installation Tools	467
Cable Management	1097
Cable Reels	1178-1180
Cable Ties	1047, 1109
Calipers, Brake	536, 539-541
Calipers, Spring	1232
Calipers, Vernier	1232, 1234-1235
Camber, Castor & King-Pin Gauge	568
Camshaft Holding/Setting Tools	370-428
Camshaft Tools	395, 407-421, 488
Cantilever Toolboxes	1067
Car Cleaning	704, 1136, 1311-1313
Car Covers	1139, 1384
Car Port Shelters	1385-1387
Car Ramps	304-307, 1380
Carburettor & Fuel Injection Tools	357-358, 436, 486
Cartridges, Grease Gun	640, 1115
Cash Boxes	1073
Castor Wheels	1141-1145
Caulking Guns	702, 856
Centre Punches	244, 1235
Chain Blocks	325
Chainsaw Oil	1116
Chainsaw, Cordless	863-864
Chargers, Battery	615-627
Chargers, USB	1102, 1181
Chassis Straighteners	715-719
Chisels, Air	822
Chisels, Bodyshop	727
Chisels, Bolster	246
Chisels, Cold	214, 245-246
Chisels, Metal	243-245, 914
Chisels, Plugging	246
Chisels, Point	246
Chisels, Wood	247, 1242
Chocks, Motorcycle	347
Chocks, Wheel	302-303, 347
Cigarette Bin	1332
Circlip Assortment Set	1084
Circlip Pliers	230-233
Circuit Detectors	456-459, 461
Circular Saw Blades	923
Circular Saw, Cordless	835
Circular Saws	835
Clamps, Beam	324
Clamps, G-Clamp	1247
Clamps, Locking	225-229
Clamps, Magnetic Welding	760
Clamps, Pull	715
Clamps, Quick Action	1246
Clamps, Ratchet	1246
Clamps, Sash	1247

Claw Hammers	213, 238
Cleaners, Aerosol	1117-1118
Cleaning Tanks, Parts	685-687
Cleaning Tanks, Spray Gun	695
Cleaning, Car	704, 1136, 1311-1313
Cleaning, Window	1312
Cloths, Car Cleaning	1312
Clutch Alignment Tools	522-523, 603
Clutch Tools	522-527, 603
Coating Guns	701
Code Readers - EOBD	439-443
Coil Spring Compressors	353, 572-575
Combination Spanners	127-147, 210
Commercial Vehicle Service Tools	579, 582, 596-604
Compartment Boxes	1060-1062, 1065
Compression Testers	429-431
Compressor, Air Brush	696
Compressor, Air Receiver	782
Compressors, Air	770-784
Compressors, Coil Spring	353, 572-575
Compressors, Mini Air	553
Compressors, Oil Free	770, 774
Compressors, Piston Ring	355, 488
Compressors, Valve Spring	491
Contour Gauge	721, 1248
Convection Heaters, Electric	1256-1257
Cooling System Analyser	502
Cooling System Filler	500-501
Cooling System Tools	500-503, 602
Cordless Chainsaw	863-864
Cordless Hedge Trimmer	864, 867
Cordless Power Tools	832-876, 882, 884
Cordless Pressure Washers	857
Cordless Pruning Shears	867
Cordless Ratchet Wrenches	832, 848
Cordless Reciprocating Saw	835, 852
Cordless Rotary Polisher	851
Corrosion Assessment Hammer	570
Couplings, Air Line	790-798
Cover Sets, Car Seat & Steering Wheel	610, 1138
Coveralls	1291
Cranes, Fixed	316, 319, 322
Cranes, Folding	316-318
Crankshaft Locking Pin	394
Crankshaft Tools	376-425, 596
Creepers	333-335
Crimping Terminals	1098-1102
Crimping Tools	463-465, 472
Crocodile Clips	1096
Cross Beam Adaptor	280
Crowbars	212, 254
Cruise Control Adjustment Tool	489
Crusher, Oil Filter	515
Crusher, Paint Can	720
Cut-Off Saws	1205
Cut-Off Tools	825, 1205
Cutters, Brake Pipe	536
Cutters, Cable	251, 258
Cutters, Exhaust Pipe	496
Cutters, Pipe	258-261
Cutters, Rubber/Plastic Hose	260
Cutters, Side	213-221
Cutting Discs	916-920, 923, 935
Cutting Oil	1116-1117
CVJ Boots & Clamps	1110

CVJ Tools	506-509, 1110
Cylinder Head Stands	490
Cylinder Hones	489
Cylinder Leakage Tester	429

D

DESCRIPTION	PAGE NO.
Deburring Tool	893, 910
Degreasing Solvent	1116, 1137
Dehumidifiers	1265-1267
Dent Puller, Suction	726
Desk Fans	1269-1271
Detergents	1136-1137
Diagnostic Tools	436-462, 468, 482
Dial Gauge Indicators	490, 1236
Diamond Blades	916-918
Die Grinders, Air	812-814
Die Holders	1222
Diesel Heaters	1250-1253
Diesel Injection Pump Tools	407, 484-487
Diesel Injector Cleaning Tools	484
Diesel Pump Priming Device	433
Diesel Pump Timing Tools	400, 427
Diesel/Fluid Meters	656, 668
Diesel/Fluid Transfer Systems	666-667, 669
Differential Tools	521-522
Digital Micrometer	1233
Digital Vernier	1233-1234
Dipsticks	520
Disconnecter Sets	434-435
Dividers	1034, 1232
Dollies	346, 713, 1369
Dollies, Panel Beating	728
Door Hinge Pin Tools	588
Door Restraining Bars	715
Door Skin Folding Tool	730
DPF Cleaner	499
Drain Pans	366, 652-655
Drain Plug Keys	510-512
Drainers, Fuel	437, 675
Drainers, Oil	357, 437, 648-653
Drill Bit Adaptors	909
Drill Bits	893-912
Drill Bits, Rotabors	908
Drill Chucks & Keys	905, 1195
Drilling/Milling Machines	1189, 1194-1198
Drills, Air	810-811
Drills, Cordless	839, 847, 873
Drills, Hammer	839, 847, 876-877
Drills, Mortising Attachment	1193, 1242
Drills, Pillar	1190-1192
Drills, Pillar, Radial Arm	1191
Drills, Pillar, Safety Guards	1193
Drills, Pillar, Work Clamp	1193
Drum Accessories	663, 681-682, 684
Drum Handling	680-684
Drum Trolleys	682-684
Dryers/Blowers, Air	1268
Dryers, Panel & Paint	704-705
Dust Masks	1288-1289
Dust-Free Power Tools	710, 881
Dust-Free Vacuum Units	710, 1243, 1321-1322

E

DESCRIPTION	PAGE NO.
Ear Defenders.....	1290
Electrical Safety Gloves.....	473
Electrical Test Probes.....	456-461
Electrician's Screwdrivers.....	205-209
Emergency Car Opening Tools.....	610
Emery Paper.....	1122-1123
End Cutting Nipper.....	220
Engine Carbon Cleaner.....	477
Engine Cranes.....	316-319, 322
Engine Stands.....	320, 355
Engine Stands, Motorcycle.....	355
Engine Support Beams.....	321
Engine Support, Under Vehicle.....	523
Engineer's Measuring Set.....	1232, 1235
Engravers, Air.....	813
Engravers, Electric.....	836, 842, 890
Exhaust Fume Extractor.....	498
Exhaust Paste.....	1121
Exhaust Pipe Tools.....	496-497
Exhaust Support Stand.....	320
Extension Bars.....	68-70, 99-100
Extension Bars, Impact.....	99-100
Extension Bars, Non-Sparking.....	211
Extension Bars, Torque Stick.....	542
Extension Cables/Leads.....	1178-1182
Extractors, Bolt.....	595, 1227-1229
Extractors, Dust & Chip.....	891, 1243
Extractors, Exhaust Fume.....	498
Extractors, Screw.....	900, 1227-1229
Extractors, Stud.....	595, 1228-1229
Eye Protection.....	1277-1283

F

DESCRIPTION	PAGE NO.
Face Masks.....	1279, 1288-1289
Face Shields.....	1279-1282, 1292
Fans, Desk, Pedestal & Tower.....	1269-1272
Fans, High Velocity.....	1270-1275
Fasteners & Fixings.....	1090-1094
Feeler Gauges.....	492-493
File Sets.....	1218-1220
Files.....	22, 1218-1220
Files, Thread Restoring.....	595
Filler Spreaders.....	721
Filters, Air.....	798-799
Finishing Pads.....	1123
Fire Blanket.....	1299
Fire Extinguishers.....	1299
First Aid.....	1300-1301
Fixings & Fasteners.....	1090-1094
Flammables Storage Cabinets.....	1002-1003
Flap Discs.....	921-922
Flap Wheels.....	925, 927
Flare Nut Spanners.....	152
Flash-Back Arrestors.....	751
Floodlights.....	1165-1172

Floor Grinding Blocks.....	940
Floor Presses.....	327-329
Floor Sanding Sheets.....	940
Floor Scrapers.....	913, 1325-1326
Floor Sweepers.....	1324
Floor Tiles.....	1050
Fluid Transfer Pumps.....	656-669, 675
Flux Chipper, Air.....	823
Flywheel Positioning Tools - Motorcycle.....	356
Foam Guns.....	1339
Folders, Metal.....	1209-1211
Folding Cranes.....	316-318
Folding Sack Trucks.....	1369-1372
Folding Workbenches.....	996, 1039, 1244
Foot Pumps.....	552
Fuel Cans.....	676-677
Fuel Dispenser Nozzles.....	668
Fuel Drainers.....	437, 675
Fuel Filters.....	1082
Fuel Injection, Pressure Testers.....	431-433, 460
Fuel Line Disconnectors.....	434-435, 516
Fuel Line Tools.....	432-437
Fuel Recovery Systems.....	437, 675
Funnels.....	511, 671-674
Funnels, AdBlue®.....	656
Funnels, Solvent.....	660
Fuse Holders.....	1096
Fuses, Automotive.....	1096-1097
Fuses, Battery Charger.....	624-627

G

DESCRIPTION	PAGE NO.
Garage Storage Systems.....	1006-1031
Garden Spreaders.....	1340-1341
Gas Cylinder Safety Cages.....	755
Gas Cylinders, Welding.....	767
Gas Heaters.....	1254-1255
Gas Welding Equipment.....	751
Gauge, Camber, Castor & King Pin.....	568
Gauge, Digital Height.....	1233
Gauge, Paint Thickness.....	719
Gauge, Trammel.....	719
Gauges, Air Line.....	555-557
Gauges, Angular Torque.....	493
Gauges, Bore.....	490, 1231, 1236
Gauges, Brake Wear.....	529, 541
Gauges, Dial Indicator.....	1236
Gauges, Feeler.....	492-493
Gauges, Screw Pitch.....	1231, 1234
Gauges, Spark Plug Gapper.....	492-493
Gauges, Tyre Pressure.....	558-559
Gauges, Tyre Tread Depth.....	558-560
Gauges, Wheel Alignment.....	569
Gauntlets.....	759, 1284-1287
Gear Pullers.....	605-609
Gearbox Supports.....	310-315, 523
Generators.....	1185-1187
Glasses, Safety.....	1277-1278
Glaze Breaker.....	489
Glove Dispenser, Magnetic.....	1047
Gloves, Safety.....	759, 1284-1287
Glow Plug Tools.....	460, 479, 802

Glue Guns.....	856, 888
Goggles.....	756, 1278-1279
Goggles, Welder's.....	756
Grab, Drum.....	684
Grease.....	1115, 1117
Grease Gun Cartridges.....	640, 1115
Grease Guns.....	640-645, 860, 1114
Grease Nipples.....	1114
Grinders, Angle, Air.....	824
Grinders, Angle, Electric.....	835, 840, 849, 878-879
Grinders, Bench.....	1200-1203
Grinders, Die, Air.....	812-814
Grinding Discs.....	919-920, 928-929
Grinding Points.....	927
Grit Boxes.....	1343
Grub Screws.....	1091

H

DESCRIPTION	PAGE NO.
Hacksaw Blades.....	1125
Hacksaws.....	204, 1216-1217
Hammer Drills.....	833, 847-848, 876-877
Hammer, MOT.....	570
Hammers.....	213, 236-241
Hammers, Air.....	821-822
Hammers, Panel Beating.....	728
Hand Cleaning.....	1138-1139, 1327
Hand Saws.....	253, 1216-1217
Hard Hats.....	1292
Hazardous Substance Storage Cabinets.....	1002-1004
Head Bolt Kit.....	594
Headlamp Beam Setters.....	571
Headlight Restoration.....	925
Heat Shrink Connectors.....	1101-1102
Heat Shrink Tubing.....	1104-1105
Heated Clothing.....	1388
Heaters, Butane.....	1254
Heaters, Electric.....	1256-1263
Heaters, Electric Ceramic.....	1257-1258, 1260
Heaters, Electric Convection.....	1256-1257
Heaters, Infrared.....	1252-1253, 1261-1263
Heaters, Paraffin/Kerosene/Diesel.....	1250-1253
Heaters, Patio.....	1262-1263
Heaters, Propane.....	861, 1254-1255
Heating System Pressure Tester.....	261
Hedge Trimmer, Cordless.....	864, 867
Heel Bar Set.....	254-255
Height Indicator.....	598
Helmet, Safety.....	756, 1292
Hex Bit & Socket Sets.....	174-180, 192-195
Hex Keys.....	164-173, 206
Hex Keys, Insulated.....	25, 206
High Lift Jacks.....	278-281, 284-286, 291
High Velocity Fans.....	1270-1275
High Visibility Clothing.....	1293
Hoists.....	322-325
Hole Saws.....	909-911
Hook Sets.....	591
Hose Clamp Pliers.....	505-507, 509
Hose Clamp Removal Tools.....	505-507
Hose Clip Driver.....	121
Hose Clip Removal Tools.....	505-507

Hose Clips.....	1085-1087
Hose Guides.....	785
Hose Pinch Tools.....	536-537
Hose Reels, Air.....	785-787
Hose-End Meter.....	656, 668
Hoses, Air.....	785-789
Hoses, Water.....	1314-1315
Hoses, Water Pump.....	1335, 1337
Hoses, Water, Reel.....	1314-1315
Hot Air Guns.....	855, 888-889
Hot Sleeves.....	1284
Hub Pullers.....	566, 609
Humidifiers.....	1264
HVLP Spray Guns.....	692-695
Hybrid Vehicle Tools.....	204-209, 449, 452, 473-476
Hydraulic Jack Oil.....	1116
Hydraulic Platform Trucks.....	312, 1374
Hydraulic Presses.....	326-331
Hydraulic Pullers.....	566, 607-608
Hydraulic Rams.....	319

I

DESCRIPTION	PAGE NO.
Impact Drivers.....	20, 124-125
Impact Socket, Alloy Wheels.....	542-543
Impact Sockets.....	92-105, 543-545, 564, 567
Impact Wrenches, Air.....	802-807
Impact Wrenches, Cordless.....	832, 841, 844-845, 874-875
Induction Heaters.....	494-495
Industrial Fans.....	1271-1275
Infrared Heaters.....	1252-1253, 1261-1263
Infrared Thermometers.....	446-447
Injector Tools.....	484-487
Inspection Lamps.....	1154-1165
Inspection Lights.....	1154-1165
Inspection Mirrors.....	161-163, 723
Inspection Tools.....	161-163, 723
Insulated Screwdrivers.....	25, 204-206
Insulated Torque Wrenches.....	75
Insulating Tape.....	1106
Insulation Tester.....	452
Inverters, Power.....	1184-1185
Inverters, Welding.....	747-750

J

DESCRIPTION	PAGE NO.
Jack Pads.....	288-289
Jacking Beams.....	308-309
Jacks, Bottle.....	292-294
Jacks, Farm.....	304
Jacks, Forklift/Tractor, Hydraulic.....	292
Jacks, Heavy Lift.....	286, 290-291
Jacks, High Lift.....	278-281, 284-286, 291
Jacks, Low Profile.....	277-284, 291
Jacks, Ratchet.....	304
Jacks, Scissor.....	276
Jacks, Transmission.....	310-315
Jacks, Trolley.....	276-286, 290-291

Jacks, Trolley, Air.....	290-291
Janitor Trolleys.....	1328
Jerry Cans.....	676-677
Jiggle Syphon.....	675
Jigsaw Blades.....	930-931
Jugs, Measuring.....	670-671
Jump Starters.....	628-635
Jump Starters, Mobile.....	628-635

K

DESCRIPTION	PAGE NO.
Key Cabinets.....	1072-1073
Key Fob Tester.....	439
Keyless Chucks.....	1193
Keys, Drain Plug.....	510-512
Keys, Hex.....	164-173, 206
Keys, Security TRX-Star*.....	169-170
Keys, TRX-Star*.....	165, 169-173
Keys, TRX-Star*, Insulated.....	25, 206
Kick Steps.....	1353
Knee Pads.....	1292
Knives.....	248-251
Knuckle Joints, Breaker Bar.....	88-91

L

DESCRIPTION	PAGE NO.
Ladders.....	1348-1352
Ladders, Loft.....	1350
Ladders, Step.....	1348-1354
Ladders, Telescopic.....	1351-1352
Lambda Sensor Tools.....	482
Laser Alignment Devices.....	569, 571
Lathe Tools.....	1197-1199, 1242
Lathes, Metal Turning.....	1196-1197
Lathes, Woodworking.....	1242
Lazy Tong Riveter.....	734
Lead Lamps.....	1171
Leads, Extension.....	1181-1182
Leak Detection Kits.....	438, 501
LED Lighting.....	1147-1176
LED Torches.....	1147-1165
Lifting Tackle.....	314
Lifts, Mini Tractor.....	343-344
Lifts, Motorcycle.....	339-345
Lifts, Quadbike.....	340, 343-344
Lifts, Vehicle.....	306-307
Lighting.....	1147-1176
Lights, Flood.....	1165-1172
Lights, Inspection.....	1154-1165
Lights, Pen.....	1152
Lights, Rotating Beacons.....	1174-1175
Lights, Tail.....	1357-1359
Lights, Torches.....	1147-1165
Lights, Vehicle.....	1174-1176, 1357-1359
Lights, Warning.....	1174-1175
Linch Pins.....	1084
Liner, Non-Slip.....	1049
Load Slings.....	314
Load Sling Adjusters.....	319

Lockers.....	1002
Lockers, Tool Chest.....	968, 974, 979, 1027
Locking Dividers.....	1232
Locking Pliers.....	20, 225-229
Locking Wheel Nut Removal Sockets.....	544-548
Locking/Setting Kits, Diesel/Petrol.....	370-428
Log Splitters.....	1344-1345
Long-Arm Riveter.....	733
Low Profile Jacks.....	277-284, 291
Low Profile Socket Sets.....	46, 97, 103
Lubricants.....	1115-1117
Lubricators, Air.....	793, 798-799
Lug Wrenches.....	542

M

DESCRIPTION	PAGE NO.
Machine Screws.....	1093-1094
Magnetic Collection Trays.....	158-159, 1046
Magnetic Pick-Up Tools.....	160-163, 516
Magnetic Tool Holders.....	65, 156-159, 191, 1046-1048
Magnifying Glass.....	263
Mains Testers.....	271
Mallets.....	241
Masking Paper Dispensers.....	703
Mats, Disinfectant.....	1333
Mats, Mechanic's.....	612-613
Matting, Workshop.....	1050, 1333
Measuring Jugs.....	670-671
Measuring Sets.....	23, 1231-1236
Measuring Tapes.....	273
Measuring Tools.....	1231-1236
Mechanic's Gloves.....	1284-1287
Mechanic's Mats.....	612-613
Mesh Orbital Screen Sheets.....	940
Metal Benders.....	1209-1211
Metal Cutting Shears.....	729, 821, 1209
Metal Folders.....	1209-1211
Metal Putty.....	1120
Meters, Diesel/Fluid.....	656, 668
Meter, Sound Level.....	439
Micrometers.....	1233
MIG Welders.....	742-746, 749
Milling/Drilling Machines.....	1196-1197
Mini Tractor Lifts.....	343-344
Mirror, Convex.....	1354
Mitre Boxes.....	1217
Mitre Saws.....	1237
Mitre Saw Blades.....	923
Mops.....	1326-1328
Mortising Attachment, Pillar Drill.....	1193
Mortising Machine.....	1242
MOT Tools.....	570-571
Motorcycle & Bicycle Security.....	365
Motorcycle Chain Locks.....	365
Motorcycle Covers.....	362-363
Motorcycle Dollies.....	346
Motorcycle Lifts.....	339-345
Motorcycle Service Tools.....	348-359
Motorcycle Stands.....	338-340, 346-347, 364-365
Mudguards, Trailer.....	1357
Multi-Tool Blades.....	933-935
Multimeters.....	448-455

Multipurpose Rotary Tools.....	836, 842, 890
Multi-Tool Accessories.....	933-935
Multi-Tools.....	836, 854, 887
Multi-Tools, Oscillating.....	836, 854, 887
Multi-Tools, Pliers.....	251

N

DESCRIPTION	PAGE NO.
Nail Guns, Air.....	827
Nail Guns, Cordless.....	855
Nail Guns, Manual.....	271
Nails.....	1124-1125
Nails, Stud Welding.....	765
Needle Scaler, Air.....	823
Nibbler Attachment.....	1210
Nibbler, Air.....	821
Nibbler, Hand.....	729
Nipper, End Cutting.....	220
Noid Light Set.....	461
Non-Slip Liner.....	1049
Non-Sparking Tools.....	210-214
Nozzles, Fuel Dispenser.....	668
Number Plate Screws.....	1094
Nut Drivers.....	25, 121, 164, 200
Nut Lock.....	1121
Nut Splitters.....	1230
Nuts.....	1090-1091
Nylon Faced Hammers.....	236

O

DESCRIPTION	PAGE NO.
O-Clips.....	1085-1086
O-Ring & Seal Pick Set.....	591
O-Ring Assortment Sets.....	1082-1083
Oil Cans.....	663
Oil Drain Plug Keys.....	510-512
Oil Drainers.....	648-655
Oil Drainers, Motorcycle.....	357
Oil Filter Crusher.....	515
Oil Filter Pliers.....	515, 597
Oil Filter Tools.....	513-518
Oil Filter Wrenches.....	357, 513-518
Oil Pressure Tester.....	517
Oil Suction Pump.....	658-661, 665-666
Oil Suction Syringe.....	358, 662
Oil, Air Tool.....	1116
Oil, Compressor.....	776
Oil, Hydraulic Jack.....	1116
Oil/Service Reset Tools.....	440-443, 514
Orbital Sanding Sheets.....	926, 937-940
Oxyacetylene Equipment.....	751
Oxygen Sensor Sockets.....	482

P

DESCRIPTION	PAGE NO.
Paddle Mixers.....	886, 910
Paddock Stands.....	338-339
Padlocks.....	1070-1071
Paint Brushes.....	1135
Paint Thickness Gauge.....	719
Paints.....	1119
Pallet Trucks.....	1368
Palm Ratchet.....	79
Palm Sanders, Air.....	818-819
Panel & Paint Dryers.....	704-705
Panel Bags.....	610
Panel Beating Tools.....	724-728
Panel Stands.....	706-709
Panels, Tool Storage.....	988, 1037, 1052-1055
Paper Towels.....	1138
Paraffin Heaters.....	1250-1253
Parking Barriers.....	1381-1382
Parts Cleaning Detergent.....	1137
Parts Cleaning Tanks.....	685-687
Parts Storage.....	1054-1062
P-Clips.....	1097
Pedestal Fans.....	1271-1272
Penlights.....	1152
Pick Sets.....	122, 591
Pick-Up Tools.....	160-163
Pillar Drills.....	1190-1192
Pilot Pins, Rotabors.....	908
Pin Punch Sets.....	242-245, 1230
Pipe Benders, Automotive/Brake Pipe.....	533
Pipe Benders, Hydraulic.....	1210
Pipe Clips.....	794, 1097
Pipe Cutters.....	258-261
Pipe Flaring Kits.....	258
Pipe Flaring Kits, Automotive/Brake Pipe.....	534-535
Pipe Threading Tools.....	261
Pipe Vices.....	1214
Pipe Wrenches.....	212, 223-225, 259
Pipes, Nylon.....	794
Piston Ring, Compressors.....	355, 488
Piston Ring, Groove Cleaner.....	488
Piston Ring, Pliers.....	488
Planer, Hand.....	1248
Plasma Cutters.....	750
Plasma Cutting Table.....	761
Plasterboard Cutters.....	253
Plastic Welding Kits.....	712, 888
Plastic Welding Rods.....	712
Platform Ladders.....	1352-1355
Platform Trucks.....	1373
Platform Trucks, Hydraulic.....	1374
Platforms.....	1352-1355
Pliers, Angle Nose.....	216-219
Pliers, Brake Spring.....	538
Pliers, Button Clip.....	434
Pliers, Circlip.....	230-233
Pliers, Combination.....	204, 213-222
Pliers, Electrician's.....	204
Pliers, Fencing.....	251
Pliers, Flat Nose.....	219

Pliers, Fuel Line.....	434
Pliers, Hose Clamp.....	505-507, 509
Pliers, Locking.....	20, 225-229
Pliers, Long Nose.....	215-222
Pliers, Mini Sets.....	217-222
Pliers, Needle Nose.....	216-219
Pliers, Oil Filter.....	515, 597
Pliers, Piston Ring.....	488
Pliers, Self-Adjusting.....	225
Pliers, Sets.....	215-233
Pliers, Side Cutter.....	213-221
Pliers, Spark Plug Removal.....	481
Pliers, Valve Stem Seal.....	491
Pliers, Water Pump.....	213, 220-225
Pliers, Welders.....	225-227, 760
Pliers, Wheel Weight.....	561
Pliers, Wire Rope/Spring.....	258
Pliers, Wire Stripper.....	466
Plugs, Electrical.....	1102, 1181-1183
Plugs, Sump.....	510-511
Plunger Cans.....	704
Polishers, Air.....	817, 819
Polishers, Car.....	882-884
Polishers, Electric.....	839, 850-851, 882-884
Polishing Bonnets.....	882, 943
Polishing Compounds.....	1119
Polishing Foam Heads.....	940-943
Power Brake & Clutch Bleeders.....	349, 524-527
Power Inverters.....	1184-1185
Power Packs.....	628-635, 872, 1177
Power Tool Bit Sets.....	193, 196-202
Power Tool Bits, Individual.....	198-199
Precision Tool Sets.....	20, 490, 1233-1236
Presses.....	326-331
Pressure Tester, Cooling Systems.....	502-503, 602
Pressure Tester, Heating System.....	261
Pressure Washers.....	857, 1304-1311
Pressure Washers, Cordless.....	857
Priming Device, Diesel Pump.....	433
Profile Gauge.....	1248
Propane Heaters.....	861, 1254-1255
Propane Welding Torches.....	270
ProSaf & ProJump.....	637
Pruning Shears, Cordless.....	867
Pry Bars.....	253-257
Pull Clamps.....	715
Pullers.....	356, 605-609
Pullers, Hand Power.....	1362
Pullers, Hub.....	566, 609
Pullers, Seal.....	521
Pullers, Steering Wheel.....	609
Pullers, Wheel Arch.....	715
Pullers, Wire Rope.....	1362, 1364
Pulley Holders.....	356, 399, 425-426
Pulley Removal Wrench.....	468
Pulling Accessories.....	715-719
Pumps, Chassis Lube.....	643
Pumps, Fluid Transfer.....	656-669, 675
Pumps, Foot.....	552
Pumps, Solvent.....	656-657, 660, 666
Pumps, Submersible.....	1334-1336, 1338
Pumps, Syphon.....	433, 658
Punch/Chisel Sets.....	243-245, 1230
Punch/Flange Tools, Air.....	821
Punch/Flange Tools, Manual.....	730

Punches, Gasket.....	490
Punches, Letter/Number.....	1230
Punches, Metal.....	245, 730

Q

DESCRIPTION	PAGE NO.
-------------	----------

Quadbike Lifts.....	340, 343-344
---------------------	--------------

R

DESCRIPTION	PAGE NO.
-------------	----------

Racking & Shelving.....	1014, 1039-1044, 1080
Racking, Tyre.....	1044
Radiator Pressure Test Kits.....	502-503
Radiators, Oil Fired/Electric.....	1256
Radio Release Tools.....	589
Ramps, Access.....	360, 1374
Ramps, Car.....	304-305, 1380
Rams.....	716-717
Rams, Hydraulic.....	319
Rasps.....	253
Ratchet Adaptors.....	88
Ratchet Clamps.....	1246
Ratchet Crimping Tools.....	463-464
Ratchet Driver Sets.....	119, 202
Ratchet Screwdrivers.....	119, 126
Ratchet Spanners.....	141-148, 203, 532
Ratchet Tie Downs.....	347, 364, 1376-1379
Ratchet Wrenches, Cordless.....	832, 837, 848
Ratchet Wrenches, Hand.....	62-63, 78-86, 203
Razor Scrapers.....	248, 590, 723
RCD (Residual Current Detector).....	1180-1181
R-Clips.....	1084
Receiver, Compressor Air.....	782
Rechargeable Batteries.....	836, 842, 874
Reciprocating Saws.....	820, 835, 852, 886
Reciprocating Saws, Cordless.....	835, 852
Recovery Winches.....	1362-1366
Reels, Air Hose.....	785-787
Reels, Electric Cable.....	1178-1180
Reels, Water Hose.....	1314-1315
Reflectors.....	1357
Refractometer.....	504
Regulators, Air.....	689, 798-799
Regulators, MIG.....	763
Regulators, Oxyacetylene.....	751
Remote Starter Switch.....	462
Repair Kits, Vehicle Body.....	718, 725-726
Repair Tools, Tyre.....	562-563
Rescue Pole.....	473
Respiratory Protection.....	1288-1289
Re-Threader Kits.....	510, 595, 1221-1225
Retracting Air Hose Reels.....	785-787
Retracting Cable Reels.....	1180
Reversible Pullers.....	605-606
Ribe Bits.....	182, 192, 194
Ring Spanners.....	138, 147-150, 210
Rivet Nuts.....	1088
Riveters, Air.....	826

Riveters, Cordless.....	734, 875
Riveters, Manual.....	23, 732-735
Riveting Kits.....	732-736, 826, 891
Rivets.....	732-736, 1088-1089
RoadStart® Emergency Power Pack.....	630-634
Rocker Arm/Valve Tool.....	491
Roll Pin Assortment Set.....	1082
Rollcabs.....	946-990
Roller Stands.....	1244
Roofing Tools.....	246
Rope, Polypropylene.....	1139
Ropes, Towing.....	1365, 1367
Rotary Burrs.....	894-895
Rotary Polishers, Cordless.....	851
Rotary Pumps.....	656, 658
Rotary Tool Accessories.....	927
Rotating Beacons.....	1174-1175
Rubber Mallets.....	241
Rule, Digital Angle.....	1233
Rules, Steel.....	1231, 1235
Rust Remover.....	1137

S

DESCRIPTION	PAGE NO.
-------------	----------

Sack Trucks.....	1369-1372
Safes.....	1072-1075
Safety Cages, Gas Cylinder.....	755
Safety Guards, Drill Press.....	1193
Safety Guards, Presses.....	331
Safety Kits.....	1291
Safety Signs.....	473, 1294-1298
Safety Steps.....	1354
Sander/Polishers, Electric.....	880-881, 884
Sanders, Air.....	814-819
Sanders, Belt/Disc, Wood.....	1239-1241
Sanders, Bobbin.....	1240
Sanders, Drywall.....	885
Sanders, Electric, Belt.....	880, 1207, 1239-1240
Sanders, Electric, Dual Action.....	880-881
Sanders, Electric, Orbital.....	850, 880-881
Sanding Belts.....	937
Sanding Blocks.....	721-722
Sanding Discs.....	926, 937-939
Sanding Sheets.....	937-940
Saws, Air.....	820
Saws, Air, Blades.....	932
Saws, Band.....	1206-1208, 1238
Saws, Circular.....	835
Saws, Cut-Off.....	1205
Saws, Mitre.....	1237
Saws, Mitre, Woodwork.....	1237
Saws, Reciprocating.....	820, 835, 852, 886
Saws, Scroll.....	1241
Saws, Table.....	1241
Scissor Jacks.....	276
Scissor Stands.....	339-340
Scissors.....	251
Scraper & Hook Sets.....	23, 28, 122, 590-591
Scrapers, Floor.....	1325-1326
Scrapers, Razor.....	248, 590, 723, 1125
Scrapers, Rigid.....	248, 590, 721
Screw Extractors.....	900, 1227-1229

Screw Pitch Gauges.....	1231, 1234
Screw Starter.....	121
Screwdriver Bit Sets.....	107-109, 112-113, 119
Screwdriver Sets.....	17, 20, 27, 106-126
Screwdrivers, Air.....	810
Screwdrivers, Cordless.....	873
Screwdrivers, Electrician's.....	25, 204-206
Screwdrivers, Gearless.....	119
Screwdrivers, Hammer-Thru.....	20, 115-118
Screwdrivers, Individual.....	106, 111-112
Screwdrivers, Insulated.....	25, 204-206
Screwdrivers, Long Reach.....	109, 111, 115, 118
Screwdrivers, Non-Sparking.....	214
Screwdrivers, Precision.....	122-123
Screwdrivers, Ratchet.....	119, 126
Screws, Grub.....	1091
Screws, Number Plate.....	1094
Scribers.....	1235
Scroll Saws.....	1241
Scutch Holders.....	246
Seal Driver Sets.....	353, 521
Seal Puller.....	521
Sealant Guns.....	702
Sealants.....	1120-1121
Seat Covers.....	610
Seat, Mechanic's.....	332-336
Security Bit Sets.....	20, 190-192, 196-197
Security TRX-Star* Keys.....	169-170
Self-Drilling Screws.....	1093-1094
Self-Tapping Screws.....	1093-1094
Separator, Bearing.....	606-609
Setscrews.....	1090, 1094
Setting/Locking Kits, Diesel/Petrol.....	370-428
Sharpeners.....	1203-1204, 1220
Shears, Air.....	821
Shears, Aviation Style.....	729
Shears, Metal Cutting.....	729, 821, 1209
Shears, Universal.....	251
Sheathed Punch Sets.....	244
Sheet Tools.....	227, 1208-1211
Shelving & Racking.....	1014, 1039-1044, 1080
Shock Absorber Tools.....	576
Shot Blasters.....	737-739, 1140
Shot Blasters, Beads.....	1140
Shot Blasters, Gauntlets.....	1284
Shot Blasting Cabinets.....	739
Shovels.....	212, 1342-1343
Sledge Hammers.....	213, 239
Slide Hammer Kits.....	726-727
Slings, Load.....	314
Smoke Diagnostic Tools.....	438
Snow Shovels.....	1342-1343
Socket & Bit Sets.....	61-64, 126, 190-191
Socket Bit Sets.....	102-105, 175-181
Socket Bit Sets, Hex.....	102-103, 176-181, 564
Socket Bit Sets, Ribe.....	182
Socket Bit Sets, Security Spline.....	183
Socket Bit Sets, Security TRX-Star*.....	190
Socket Bit Sets, Security TRX-TS*.....	185
Socket Bit Sets, Spline.....	104, 181-184, 195
Socket Bit Sets, TRX-P*.....	185
Socket Bit Sets, TRX-Star*.....	103, 180-188, 195
Socket Bits, Individual.....	174-175, 594
Socket Rails.....	32-43, 64-67
Socket Sets, Low Profile.....	46, 97, 103

Socket Sets.....	32-57	Spring Dividers.....	1232	Tapes.....	1106-1107
Socket Sets, Go-Through.....	46	Squares, Combination.....	1248	Tarpaulins.....	1376
Socket Sets, Impact.....	93-104, 544, 564	Squares, Engineer's.....	1235-1236, 1248	Telescopic Bottle Jacks.....	293-295
Socket Sets, Insulated.....	24, 208-209	Stands, Axle.....	277, 296-301	Tension Tools, Belt.....	392, 396, 423, 428
Socket Sets, Total Drive®.....	39, 41, 99	Stands, Engine.....	320, 355	Terminal Cleaners.....	467
Socket Sets, Whitworth.....	34-35, 37	Stands, Exhaust Support.....	320	Terminal Tools.....	466-467
Sockets, Diesel Injector.....	484, 486	Stands, Magnetic.....	1236	Terminals.....	1098-1102, 1108
Sockets, Electrical.....	1182-1183	Stands, Motorcycle.....	339-340, 346-347, 364-365	Tester/Simulator, Lambda Sensor.....	482
Sockets, Impact.....	92-105, 543-545, 564, 567	Stands, Paddock.....	338-339	Testers, Antifreeze.....	504
Sockets, Individual.....	29-31, 92, 188	Stands, Panel.....	706-709	Testers, Battery Fluid.....	472, 504
Sockets, Locking Wheel Nut Removal.....	545-548	Stands, Roller.....	1244	Testers, Battery/Alternator.....	469-471
Sockets, Oxygen Sensor.....	482	Stands, Vehicle Support.....	301	Testers, Brake Fluid.....	528
Sockets, Storage.....	64-67	Staple Guns, Air.....	827	Testers, Circuit.....	456-459, 461
Sockets, Spark Plug.....	30, 480-481	Staple Guns, Electric.....	855	Testers, Compression (Petrol & Diesel).....	429-431
Sockets, Universal Joint Sets.....	35, 71	Staple Guns, Manual.....	271	Testers, Fuel & Vacuum.....	436, 504
Sockets, Wheel Nut.....	348, 543-545	Staple Remover.....	271	Testers, Fuel Injection Pressure.....	431-433, 460
Soda Blasting Kits.....	738	Staples.....	712, 1124-1125	Testers, Glow Plug.....	460
Solar Power Panels.....	637	Starter/Chargers.....	624-629	Testers, Ignition/HT.....	460
Soldering Tools & Equipment.....	262-270, 712, 1124	Steam Cleaners.....	1313	Testers, Oil Pressure.....	517
Sound Level Meter.....	439	Steel Rules.....	1231, 1235	Testers, Towing Socket.....	570
Spanner Sets.....	127-155	Steel Wool.....	1123	Testers, Vacuum System.....	436
Spanners.....	127-155	Steering Tools.....	565, 568	Testers, Voltage.....	271, 448-459, 473
Spanners, Box.....	149	Steering Tools, Motorcycle.....	352	T-Handled Drivers.....	164, 172-173, 505
Spanners, Brake Service.....	532	Steering Turntables.....	569	Thermometers.....	447
Spanners, Combination.....	127-147, 210	Steering Wheel Lock.....	1381	Thread Chaser, Lambda Sensor.....	482
Spanners, Crow's Foot.....	153-155	Steering Wheel Puller.....	609	Thread Chasers, Spark Plug.....	359, 481
Spanners, Flare Nut.....	152	Step Drill Bits.....	896	Thread Chaser, Wheel Bolt.....	545
Spanners, Obstruction.....	151	Step Stools.....	1353	Thread Gauges.....	1234
Spanners, Offset.....	149-150	Steps, Safety.....	1354	Thread Lock.....	1121
Spanners, Open End.....	151-155, 206, 210-211	Stethoscope.....	461	Thread Restorer.....	510, 545, 1226
Spanners, Ratchet.....	141-148, 203, 532	Stools, Workshop.....	332-333	Threaded Inserts.....	1088
Spanners, Ring.....	138, 147-151, 211	Storage Bins.....	992, 1054-1057	Threaded Nut Rivet Kits.....	733, 735
Spanners, Stubby.....	128-132, 141, 149	Storage Cabinets.....	1001, 1009-1014, 1026-1038	Threaded Rod.....	1090
Spanners, S-Type.....	151	Storage Cases.....	1058-1067, 1076-1079	Tie Downs.....	347, 364, 1376-1379
Spanners, TRX-Star*.....	149	Storage Systems, Garage.....	1006-1031	TIG Welders.....	747, 750
Spanners, Whitworth.....	129	Storage, Motorcycle Gear.....	361, 363	Tile Cutters.....	1243
Spark Plug Gauges/Gappers.....	492-493	Stripe Removal Tools, Air.....	815, 929	Timing Belt Tools.....	370-428
Spark Plug Insulated Pliers.....	481	Strut Nut Tools.....	576	Timing Kits.....	370-428
Spark Plug Sockets.....	30, 480-481	Stud Detector.....	271	Timing Lights.....	462
Spark Plug Thread Chasers.....	481	Stud Extractors.....	595, 1228-1229	Tin Snips.....	729
Spark Plug Wrenches.....	359, 481	Stud Lock.....	1121	Tinman's Shears.....	729
Speed Braces.....	71, 211	Stud Welding Kit.....	724	Toilet Rolls.....	1138
Spill Mats.....	663	Submersible Pumps.....	668, 1334-1338	Tool Apron.....	351
Spirit Levels.....	272	Suction Grippers.....	585, 726	Tool Bags.....	351, 363, 1068-1069
Spline Bit & Socket Sets.....	181-184, 194-195	Sump Plugs.....	510-512	Tool Belts.....	1069
Spline Bits.....	175, 183-184, 194-195	Surge Protectors.....	637	Tool Cases.....	1063-1065
Spline Keys.....	168	Suspension Tools.....	572-584	Tool Cases, Aluminium.....	1063
Spline Socket Sets.....	183	Sweepers, Floor.....	1324	Tool Chest Accessories.....	1046-1049
Split Pins.....	1092	Syphon Pumps.....	433, 658, 675	Tool Chest Combo Kits.....	950-987
Spot Weld Cutter & Crowns.....	765, 898	Syringes, Oil.....	358, 662	Tool Chests.....	946-990
Spot Weld Drill Bits.....	898			Tool Kits, Hand Tools.....	58-63
Spot Welders.....	752			Tool Kits, Storage.....	950-955, 962-963, 986-987
Spray Gun Accessories.....	693, 698-699			Tool Racks.....	156-158, 223, 1051-1053
Spray Gun Cleaning Tanks.....	695			Tool Rails.....	65-67, 157-158
Spray Gun Holders.....	699			Tool Storage Panels.....	988, 1037, 1052-1055
Spray Guns, Gravity Feed.....	690-694			Tool Trays.....	16-28, 157-159, 335
Spray Guns, HVLP.....	692-695, 697			Toolboxes.....	1063-1067
Spray Guns, Paraffin.....	697			Topchests.....	947-985, 1067
Spray Guns, Pressure Feed.....	695			Torches, Butane Soldering.....	265, 268-270
Spray Guns, Suction Feed.....	689-690, 692			Torches, Lighting.....	1147-1165
Spray Guns, Touch-Up.....	691, 693			Torches, Welding.....	766
Sprayers.....	863, 1134, 1341, 1347			Torque Adaptors, Digital.....	76
Spreaders, Garden.....	1340-1341			Torque Multipliers.....	87, 397, 562
Spring Assortment Set.....	1232			Torque Screwdriver.....	76
Spring Balancers.....	812			Torque Sticks.....	542

T

DESCRIPTION	PAGE NO.
Table Saws.....	1241
Tanks, Cleaning.....	685-687
Tanks, Dust Suppression.....	1339
Tanks, Portable Diesel.....	666-667
Tap & Die Sets.....	23, 28, 1221-1225
Tap Wrenches.....	1222
Tape Measures.....	273
Tape, Repair.....	1106-1107
Tape, Silicone.....	1106

Torque Wrenches.....	72-77, 209
Torque Wrenches, Digital.....	77
Torque Wrenches, Insulated.....	75
Torque Wrenches, Micrometer.....	72-75
Total Drive® Socket Sets.....	39, 41, 99
Tower Fans.....	1270
Towing Equipment & Accessories.....	1356-1361, 1367
Towing Mirror.....	1357
Towing Poles & Ropes.....	1367
Traction Tracks.....	1342
Trailer Accessories.....	1356-1361, 1375-1379
Trailer Boards.....	1359
Trammel Gauge.....	719
Transfer Pumps, Fluid.....	656-669, 675
Transformers.....	1183
Transmission Jacks.....	310-315
Transmission Tools.....	511, 520-523
Transportacar Trolley.....	714
Trestles.....	1244-1245
Trim Clips.....	1126-1133
Trim Tools.....	588-589, 592-593,
Trolley Jacks.....	276-286, 290-291
Trolley, Transportacar.....	714
Trolleys, Block.....	324
Trolleys, Handling.....	682-684, 1369-1374
Trolleys, Janitor.....	1328
Trolleys, Welding Bottle.....	744, 754
Trolleys, Wheel Removal.....	287, 568, 708
Trolleys, Workshop.....	974, 984, 991-995, 1034
Trucks, Drum.....	682-684
Trucks, Hydraulic Platform.....	1374
Trucks, Pallet.....	1368
Trucks, Platform.....	1373
TRX-P* Bit Sets.....	185
TRX-Star* Bit & Socket Sets.....	184-185, 190-191, 194
TRX-Star* Bits.....	187, 191-194, 198-199
TRX-Star* Bits, Security.....	196-197
TRX-Star* Keys.....	165, 169-173
TRX-Star* Ring Spanners.....	149
TRX-Star* Screwdrivers.....	107
TRX-Star* Socket Bit Sets.....	103, 180-188, 195
TRX-Star* Socket Sets.....	104, 149, 188-191
TRX-TS* Security Bit Sets.....	185
Turbocharger Tools.....	424, 489
Tyre Buffer.....	824
Tyre Changers.....	367, 549-551
Tyre Inflators.....	366, 552-557, 857
Tyre Levers.....	367, 562
Tyre Pressure Gauges.....	558-559
Tyre Racking.....	1044
Tyre Repair Tools.....	562-563
Tyre Tread Depth Gauges.....	558-560
Tyre Trolleys.....	550, 1045
Tyre Valve Service Tools.....	561, 563
Tyre Valves.....	1111

U

DESCRIPTION	PAGE NO.
Under Bonnet Lamp Rails.....	1171
Underbody Coating Guns.....	701
Universal Joints.....	35, 71
Universal Joints, Impact.....	101

V

DESCRIPTION	PAGE NO.
Vacuum & Fuel Pump Tester.....	436
Vacuum Cleaners.....	858-859, 1316-1323
Vacuum, Ash.....	858, 1316
Vacuums, Dust-Free.....	1319, 1321-1322
Valeting Detergents.....	1136
Valeting Machines.....	1323
Valve Spring Compressors.....	491
Valve Tools.....	378, 490-491
Van Storage.....	1080
VDE Tools.....	24-25, 56-57, 204-209
Vehicle Body & Panel Tools.....	592, 725-731
Vehicle Lifts.....	306-307
Vehicle Support Stands.....	301
Ventilators, Portable.....	1268
Vernier Calipers.....	1234
Vices.....	1212-1214
Vices, Drill.....	1214
Vices, Engineering.....	1212
Vices, Pipe.....	1214
Vices, Woodworking.....	1214, 1248
Viscous Fan/Hub Holding Tools.....	500, 566
Voltage Testers.....	271, 448-459, 473

W

DESCRIPTION	PAGE NO.
Warning Lights.....	1174-1175
Warning Triangle.....	1362
Washer Assortment Sets.....	1082, 1090-1092
Washers.....	1082, 1090-1092
Waste Bins.....	992, 1329-1332
Water Containers.....	674, 1328
Water Dispensing Guns.....	1314
Water Hose Fittings.....	1314-1315
Water Hoses, Retractable.....	1315
Water Pump Pliers.....	213, 220, 223-224
Water Pump, Drill Powered.....	891
Water Pumps.....	1334-1338
Watering Can.....	1312
Wax Injector Kit.....	701
Welders, Arc.....	741
Welders, Arc, Accessories.....	762
Welders, MIG.....	742-746, 749
Welders, MIG, Accessories.....	760, 763-767
Welders, Oxyacetylene.....	751
Welders, Spot.....	752
Welders, Stud.....	724
Welding Accessories.....	747, 750-767
Welding Apron.....	759
Welding Blanket.....	759
Welding Clamps & Grips.....	225-229, 730, 760
Welding Curtains.....	761
Welding Helmets.....	756-758
Welding Table.....	761
Wheel Alignment.....	348, 367, 565-569
Wheel Arch Pullers.....	715
Wheel Balancers.....	551, 568

Wheel Bearing Tools.....	539, 567, 580-582
Wheel Braces.....	542
Wheel Chocks.....	302-303, 347, 1380
Wheel Clamps.....	344, 347, 1381
Wheel Dolly Set.....	713
Wheel Dresser.....	1203
Wheel Maintenance Kit.....	1139
Wheel Removal Trolleys.....	287, 708
Wheel Skates.....	713
Wheel Steps.....	1381
Wheel Weight Pliers.....	561
Wheel Weights.....	1111
Whitworth Socket Sets.....	34-35, 37
Whitworth Spanners.....	129
Winches, Electric.....	1364-1365
Winches, Manual.....	1363-1364
Winches, Recovery.....	1362-1366
Wind-Back Tools, Disc Brake Piston.....	530-531
Windscreen Stand.....	586
Windscreen Tools.....	585-588, 726, 1139
Wing Covers.....	611
Wiper Tools.....	585
Wire Brushes.....	924-929, 1215
Wire Mesh.....	712
Wire Rope Pullers.....	1362
Wire Strippers.....	465-466
Wire Twisters.....	258, 354
Woodworking Tools.....	1237-1242, 1247-1248
Workwear.....	1291-1293
Workbenches.....	996-1000, 1037-1039, 1244-1245
Workshop Matting.....	1050, 1333
Workshop Trolleys.....	974, 984, 991-995, 1034
Workstations, Mobile.....	973, 984, 989-990
Wrenches, Adjustable.....	27, 154, 212, 234-235
Wrenches, Air, Butterfly.....	802
Wrenches, Air, Impact.....	802-807
Wrenches, Air, Impact Kit.....	803
Wrenches, Air, Ratchet.....	808-809
Wrenches, Hand Ratchet.....	45-49, 81, 211
Wrenches, Impact.....	802-805, 874-875
Wrenches, Oil Filter.....	22, 357, 513-518
Wrenches, Pipe.....	212, 259
Wrenches, Ratchet, Cordless.....	832-848
Wrenches, Stubby.....	79
Wrenches, Tap.....	1222
Wrenches, Torque.....	72-77
Wrenches, Wheel.....	91, 542, 562

Z

DESCRIPTION	PAGE NO.
Z-Swivel Air.....	793

New Workshop Designer



Visualise your dream workspace with our Workshop Designer

Construct your ideal workshop from our vast range of storage cabinets. The choice of units available and their modular design means they are fully customisable, providing you with the perfect storage solution. Available in three ranges, each of which allows you to purchase a single unit or create a complete storage system.



How it works

Using our handy design tool, you can bring your workspace to life by creating the perfect combination of drawers, cabinets and back panels. The SuperlinePRO® and Premier™ ranges can be customised further by adding your choice of traditional pressed wood or contemporary stainless steel worktops.

Step 1.

Select your basic room shape to get started, then specify room dimensions on the next screen. Move windows and doors into the correct position.

Step 2.

Choose which storage range you want to kit out your workshop with, then drag and drop the units into the designer tool.

Step 3.

Review your design in 3D view, then once you're happy with the final design, save and finish to generate an itemised quote.



THE TOOL™ CATALOGUE 2023-2024



Main Telephone:
01284 757500



Technical Assistance:
01284 757505



Email:
sales@sealey.co.uk



Website:
www.sealey.co.uk



B2B website:
www.sealeyb2b.co.uk



Visit our
Website



Sealey Group, Kempson Way,
Suffolk Business Park,
Bury St Edmunds, Suffolk. IP32 7AR



FSC
www.fsc.org

MIX

Paper from
responsible sources

FSC® C010219

HAND TOOLS
JACKING & LIFTING
MOTORCYCLE TOOLS
VEHICLE SERVICE TOOLS
BATTERY CHARGERS
LUBRICATION
BODYSHOP
WELDING & CUTTING
COMPRESSORS
AIR POWER TOOLS
ELECTRIC POWER TOOLS
POWER TOOL ACCESSORIES
STORAGE & WORKSTATIONS
CONSUMABLES
LIGHTING & POWER
MACHINE SHOP
HEATING & COOLING
SAFETY PRODUCTS
JANITORIAL, MATERIAL
HANDLING & LEISURE

Sealey Tools



YOUR LOCAL STOCKIST